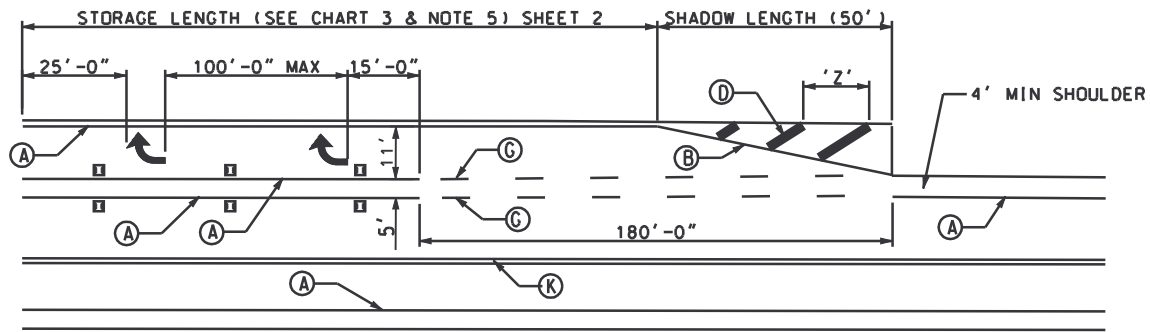
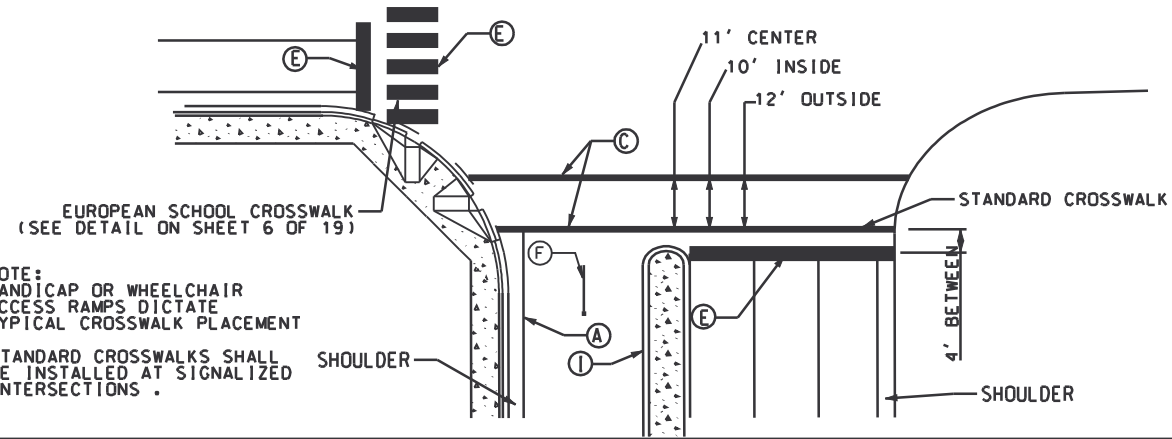


#1 RIGHT TURN LANE



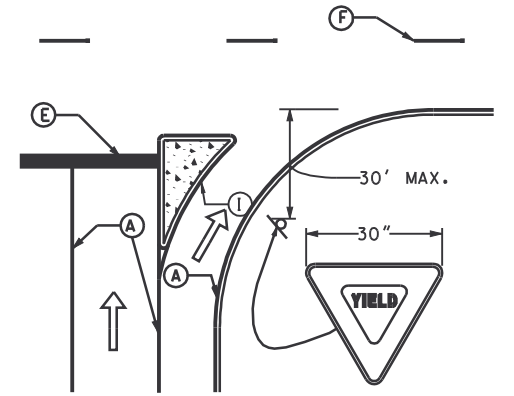
FOR DISTANCE '2' SEE CHART 2 ON SHEET 2.

#2 EUROPEAN CROSSWALK & STOP BAR PLACEMENT

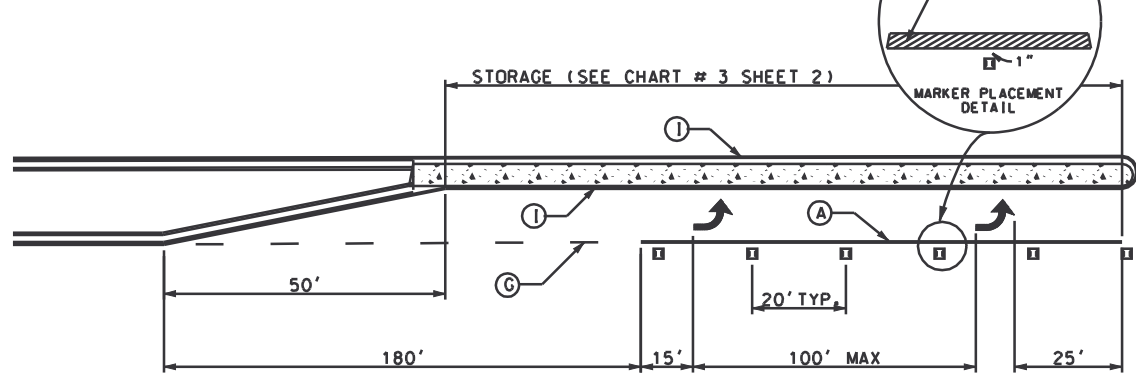


NOTE: HANDICAP OR WHEELCHAIR ACCESS RAMPS DICTATE TYPICAL CROSSWALK PLACEMENT. STANDARD CROSSWALKS SHALL BE INSTALLED AT SIGNALIZED INTERSECTIONS.

#3 YIELD SIGN PLACEMENT

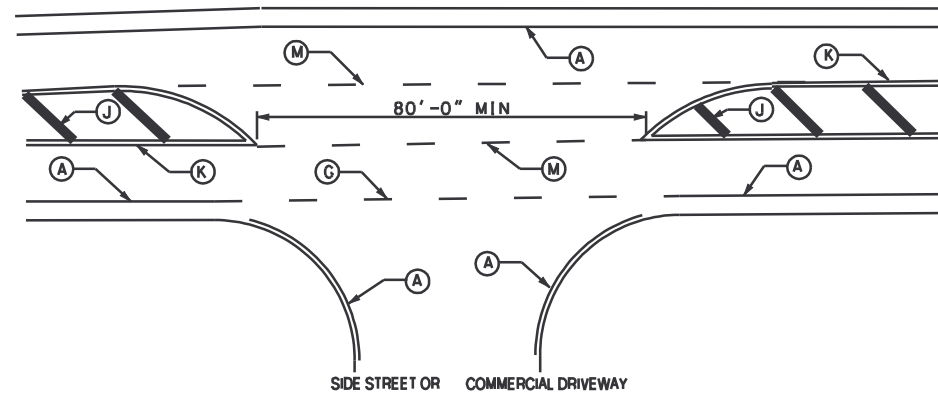


#4 LEFT TURN LANE

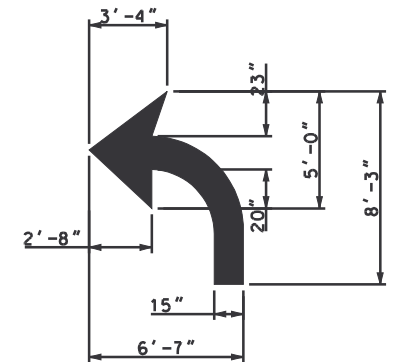


Shadow length's shall be 100 feet at all dual left applications, with 250' of 6'-10' skips.

#5 TAPER ACROSS SIDE STREET OR MAJOR DRIVE

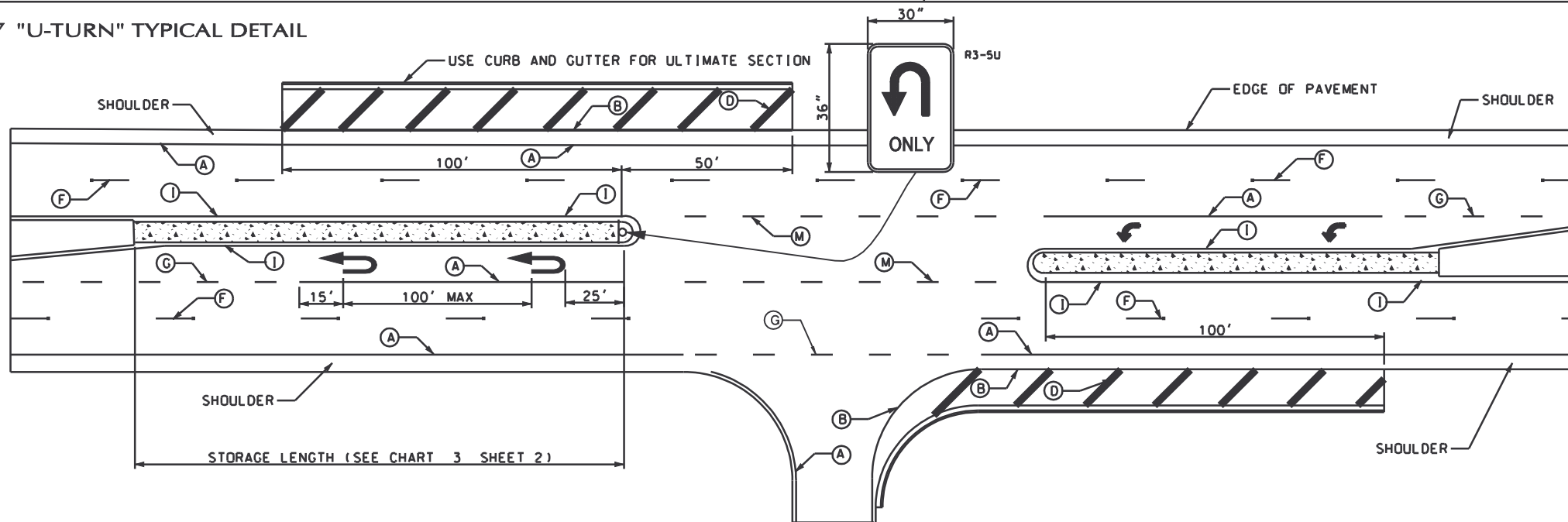


#6 TYPICAL TURN LANE ARROW

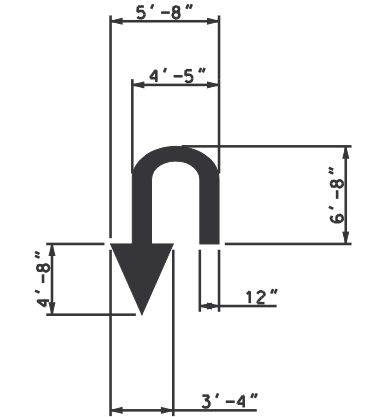


100 FT MAXIMUM DISTANCE BETWEEN ARROWS LEFT AND RIGHT TURN LANES

#7 "U-TURN" TYPICAL DETAIL



#8 TYPICAL U-TURN ARROW


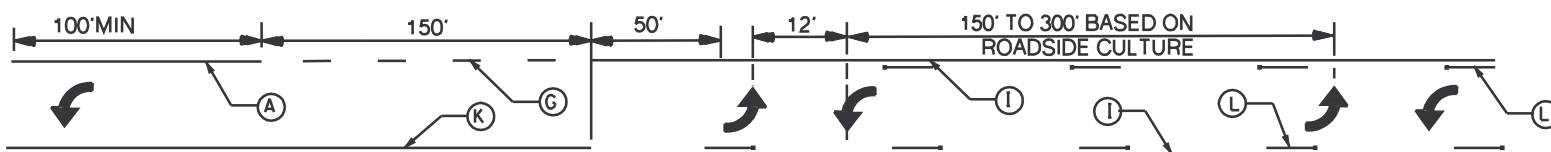


100 FT MAXIMUM DISTANCE BETWEEN ARROWS U-TURN LANES

STRIPING KEY

- A = 6" SOLID WHITE
- B = 8" SOLID WHITE
- C = 12" SOLID WHITE
- D = 18" SOLID WHITE
- E = 24" SOLID WHITE
- F = 6" SKIP WHITE TYP (10'-30')
- G = 6" SKIP WHITE TYP (6'-10')
- H = 6" SKIP WHITE TYP (2'-4')
- I = 6" SOLID YELLOW
- J = 18" SOLID YELLOW
- K = 6" DOUBLE YELLOW
- L = 6" SKIP YELLOW TYP (10'-30')
- M = 6" SKIP YELLOW TYP (6'-10')
- N = 6" SKIP YELLOW TYP (2'-4')
- P = RPM BI-DIRECTIONAL AMBER/AMBER
- R = FDP WHITE
- S = FDP YELLOW
- T = RPM BI-DIRECTIONAL WHITE/RED
- U = RPM BI-DIRECTIONAL RED/YELLOW

#9 TWO WAY LEFT TURN LANE



PALM BEACH COUNTY, FLORIDA
TRAFFIC DIVISION
 TYPICAL
OTHER LANE DETAILS WITH PAVED SHOULDER

BOGDAN T. PIORKOWSKI REGISTERED ENGINEER		DAN I. WEISBERG TRAFFIC DIRECTOR	
NAME	DATE	SCALE	CONTRACT NO.
CGT	1-27-2004		
DRAWN BY		DRAWING	T-P-06-001
TRACED BY		CHECKED BY	

NO. DATE REVISIONS BY APP SHEET 3 OF 19 SHEETS