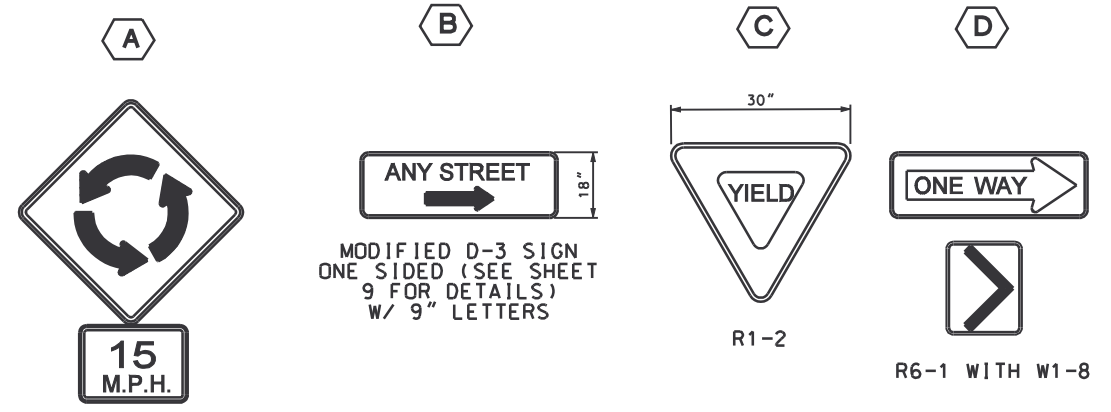


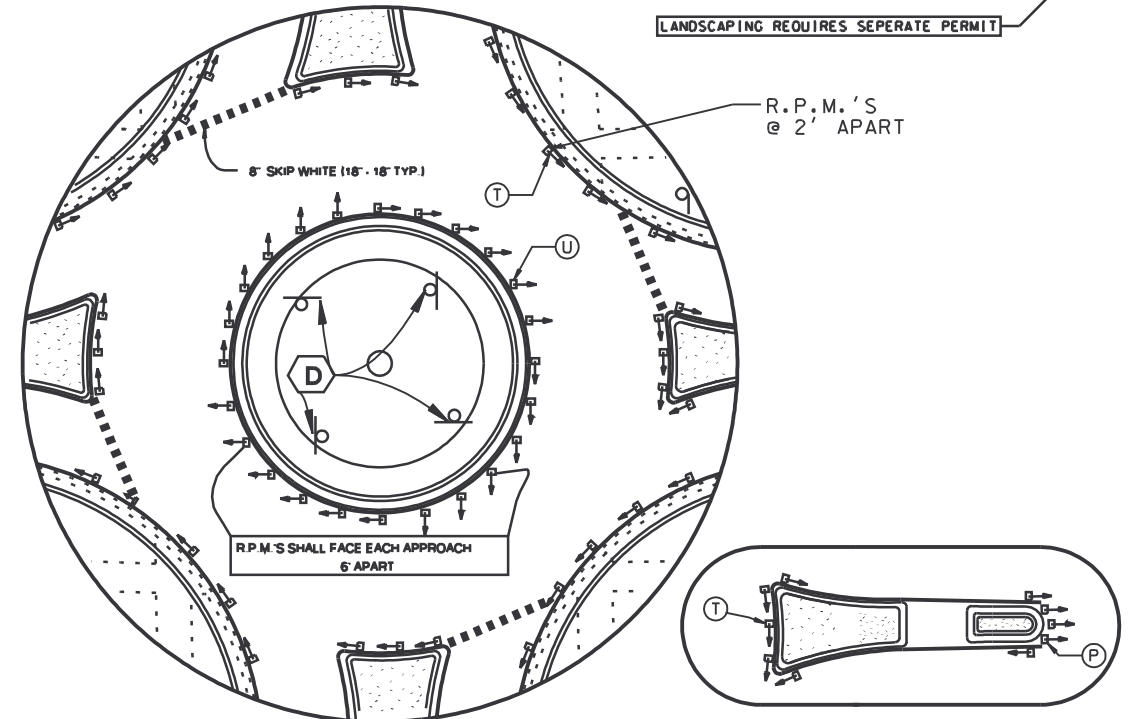
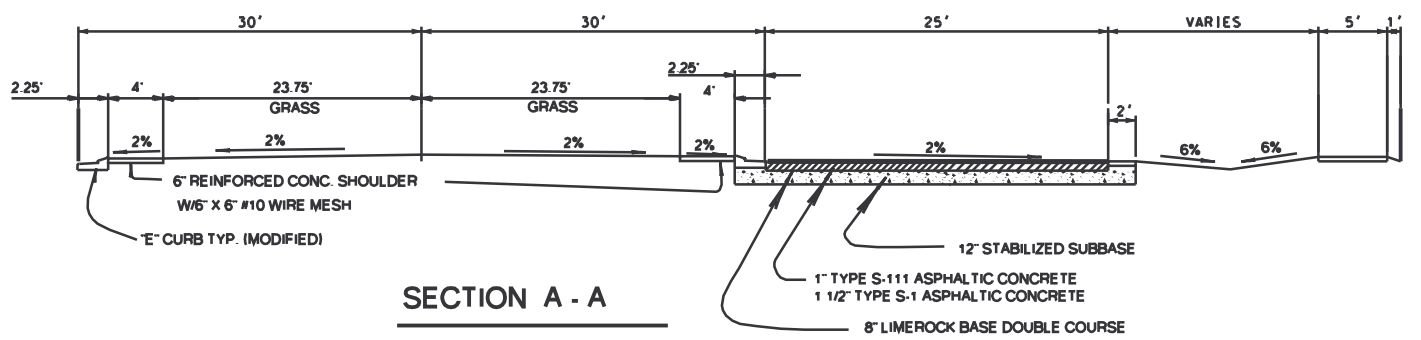
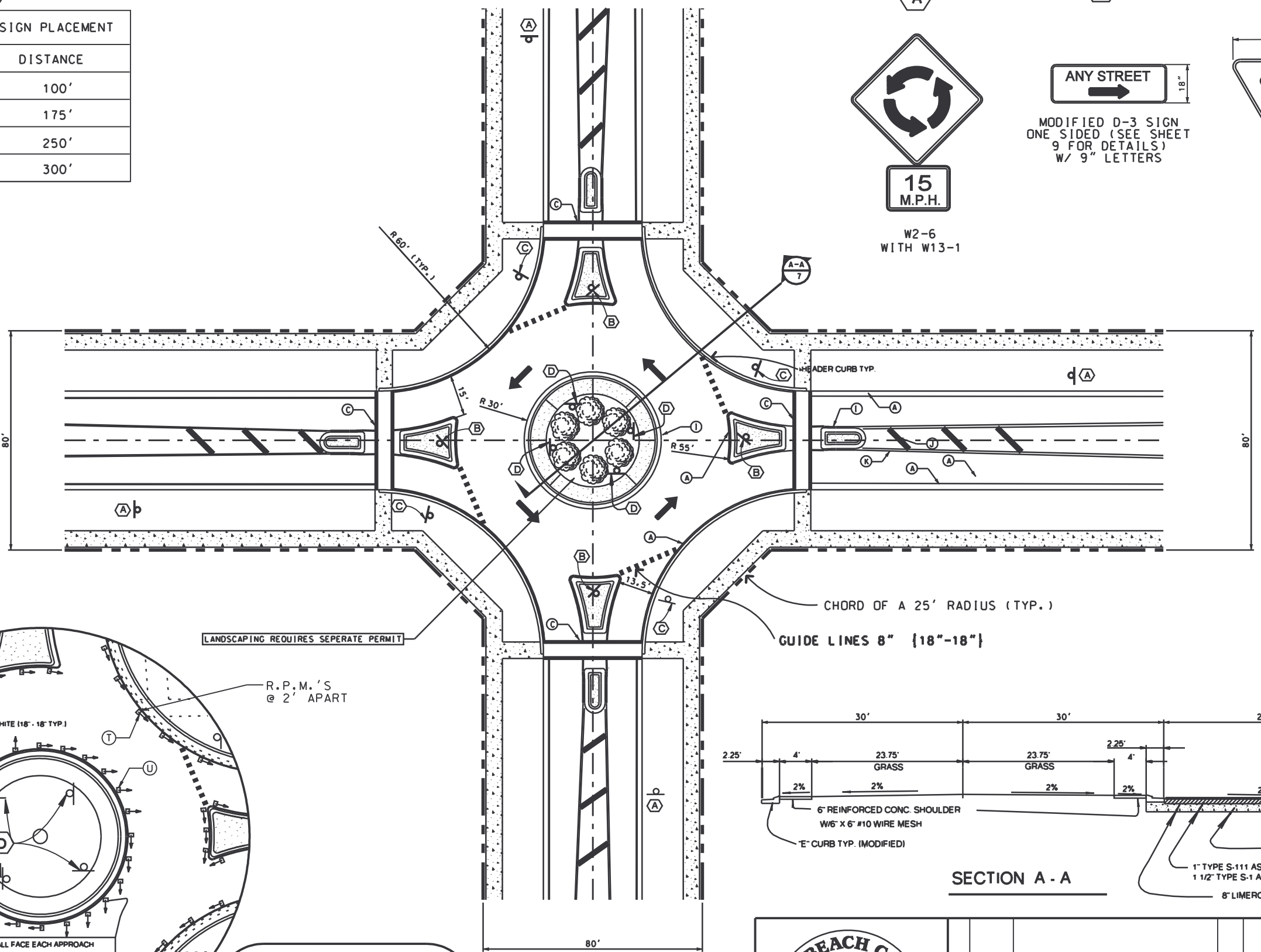
A

| ADVANCE WARNING SIGN PLACEMENT | |
|--------------------------------|----------|
| SPEED | DISTANCE |
| 30 | 100' |
| 35 | 175' |
| 40 | 250' |
| 45 | 300' |



- STRIPING KEY**
- A = 6" SOLID WHITE
 - B = 8" SOLID WHITE
 - C = 12" SOLID WHITE
 - D = 18" SOLID WHITE
 - E = 24" SOLID WHITE
 - F = 6" SKIP WHITE TYP (10'-30')
 - G = 6" SKIP WHITE TYP (6'-10')
 - H = 6" SKIP WHITE TYP (2'-4')
 - I = 6" SOLID YELLOW
 - J = 18" SOLID YELLOW
 - K = 6" DOUBLE YELLOW
 - L = 6" SKIP YELLOW TYP (10'-30')
 - M = 6" SKIP YELLOW TYP (6'-10')
 - N = 6" SKIP YELLOW TYP (2'-4')
 - P = RPM BI-DIRECTIONAL AMBER/AMBER
 - R = FDP WHITE
 - S = FDP YELLOW
 - T = RPM BI-DIRECTIONAL WHITE/RED
 - U = RPM BI-DIRECTIONAL RED/YELLOW

- NOTES:**
- ALL PAVEMENT MARKINGS AND REFLECTIVE PAVEMENT MARKERS SHALL BE IN ACCORDANCE WITH PALM BEACH COUNTY TYPICAL DRAWING NO. T-P-06-001.
 - ROUNDABOUT RADII OF LESSER DIMENSIONS MAY BE ACCEPTED INSIDE SUBDIVISIONS ON LOCAL STREETS AS APPROVED BY THE TRAFFIC DIVISION. ROUNDABOUTS SHALL ACCOMMODATE THE PASSAGE OF EMERGENCY VEHICLES. NO CALL BOXES, CARD READERS, OR GATES SHALL BE INSTALLED ON THESE ROUNDABOUTS.
 - SEE FDOT PLANS PREP. MANUAL FOR LIGHTING GUIDELINES. MAKE SURE ILLUMINATION IS IN PLACE PRIOR TO OPENING ROUNDABOUT TO MOTORISTS.



R.P.M. PLACEMENT DETAILS

| | | | |
|---|-----------|-------------------------------------|--------------|
| PALM BEACH COUNTY, FLORIDA | | | |
| TRAFFIC DIVISION | | | |
| TYPICAL | | | |
| ROUNDABOUT | | | |
| INTERSECTION OF TWO 80' RIGHTS-OF-WAY | | | |
| BOGDAN T. PIORKOWSKI REGISTERED ENGINEER | | DAN I. WEISBERG TRAFFIC DIRECTOR | |
| NAME | DATE | SCALE | CONTRACT NO. |
| CGT | 1-27-2004 | N.T.S. | |
| DRAWN BY | | DRAWING | T-P-06-001 |
| TRACED BY | | | |
| CHECKED BY | | | |
| NO. | DATE | REVISIONS | BY APP. |
| | | | |