

**PALM BEACH COUNTY  
BOARD OF COUNTY COMMISSIONERS**

## AGENDA ITEM SUMMARY

**Meeting Date:** November 21, 2006    [X]    **Consent**    [ ]    **Regular**  
   [ ]    **Workshop**    [ ]    **Public Hearing**

**Department:**

**Submitted By:** Engineering & Public Works

**Submitted For:** Streetscape Section

## I. EXECUTIVE BRIEF

**Motion and Title: Staff recommends motion to approve:**

- A.** A Resolution authorizing the Chairman to sign the Joint Participation Agreement (JPA) with the Florida Department of Transportation (FDOT) for partial reimbursement funding of \$170,000 to Unincorporated Area Only Trees Irrigation and Sod (O.T.I.S.) for State Road 7 / U.S. 441 O.T.I.S. from the Broward County Line to Glades Road.
- B.** A JPA with the FDOT for partial reimbursement funding of \$170,000 to O.T.I.S. for State Road 7 / U.S. 441 O.T.I.S. from the Broward County Line to Glades Road.
- C.** A Budget Transfer of \$729,400 in the Transportation Improvement Fund from O.T.I.S. to State Road 7 / U.S. 441 O.T.I.S. from the Broward County Line to Glades Road.
- D.** A Budget Amendment of \$170,000 in the Transportation Improvement Fund to recognize the JPA with the FDOT and appropriate it to State Road 7 / U.S. 441 O.T.I.S. from the Broward County Line to Glades Road.

**Summary:** This item provides funding in the amount of \$899,400 for the installation of O.T.I.S. on State Road 7 / U.S. 441 from the Broward County Line to Glades Road. This funding comes from the Transportation Improvement Funds and from FDOT.

**District: 5 (M.E.)**

**Background and Justification:** This O.T.I.S. project is already approved on the County's O.T.I.S. Master Plan, and would have been fully funded by Palm Beach County. The JPA provides for partial reimbursement for the project from the FDOT after July 1, 2008.

**Attachments:**

1. Location Sketch
2. Authorization Resolution (required by FDOT) (5)
3. Joint Participation Agreement (5)
4. Budget Amendment
5. Budget Transfer

**Recommended by:**

Division Director

Date \_\_\_\_\_

**Approved By:**

## County Engineer

Date \_\_\_\_\_

## II. FISCAL IMPACT ANALYSIS

### A. Five Year Summary of Fiscal Impact:

Fiscal Years	2007	2008	2009	2010	2011
Capital Expenditures	<u>\$899,400</u>	<u>-0-</u>	<u>-0-</u>	<u>-0-</u>	<u>-0-</u>
Operating Costs	<u>-0-</u>	<u>-0-</u>	<u>-0-</u>	<u>-0-</u>	<u>-0-</u>
External Revenues	<u>&lt;\$170,000&gt;</u>	<u>-0-</u>	<u>-0-</u>	<u>-0-</u>	<u>-0-</u>
Program Income (County)	<u>-0-</u>	<u>-0-</u>	<u>-0-</u>	<u>-0-</u>	<u>-0-</u>
In-Kind Match (County)	<u>-0-</u>	<u>-0-</u>	<u>-0-</u>	<u>-0-</u>	<u>-0-</u>
NET FISCAL IMPACT	<u>\$729,400</u>	<u>-0-</u>	<u>-0-</u>	<u>-0-</u>	<u>-0-</u>

# ADDITIONAL FTE

POSITIONS (Cumulative) \_\_\_\_\_

Is Item Included in Current Budget? Yes \_\_\_\_\_

No X

Budget Acct No.: Fund \_\_\_\_\_ Dept \_\_\_\_\_ Unit \_\_\_\_\_ Object \_\_\_\_\_  
Program

### B. Recommended Sources of Funds/Summary of Fiscal Impact:

Transportation Improvement Fund

SR 7/441-N of Broward Cty Line to Glades Rd OTIS

Project Cost	\$899,400.00
JPA Funding FDOT	<\$170,000.00>
Fiscal Impact	\$729,400.00

This project is already budgeted in the 5 Year Road Program as an O.T.I.S project. However, because of the JPA, it needs to be set up in it's own unit for proper accounting and therefore is an item considered unbudgeted.

C. Departmental Fiscal Review: \_\_\_\_\_

RAWARD 9/26/06

## III. REVIEW COMMENTS

### A. OFMB Fiscal and/or Contract Dev. and Control Comments:

10-26-06  
OFMB  
10-26-06  
10-24-06

10/27/06  
Contract Dev. and Control  
10/27/06

### B. Approved as to Form and Legal Sufficiency:

10/31/06  
Assistant County Attorney

This Contract complies with our contract review requirements.

### C. Other Department Review:

\_\_\_\_\_  
Department Director

This summary is not to be used as a basis for payment.



**RESOLUTION NO.**

**RESOLUTION OF THE BOARD OF COUNTY COMMISSIONERS  
OF PALM BEACH COUNTY, FLORIDA TO APPROVE A JOINT  
PARTICIPATION AGREEMENT WITH THE FLORIDA  
DEPARTMENT OF TRANSPORTATION.**

**WHEREAS**, State Road 7 is under the Jurisdiction of the Florida Department of Transportation (FDOT); and

**WHEREAS**, Palm Beach County (COUNTY) is planning to install an Only Trees, Irrigation and Sod (OTIS) project in the medians of State Road 7 from the Broward County Line to Glades Road (State Road 808) during the County's Fiscal Year 2007; and

**WHEREAS**, FDOT has a road resurfacing project scheduled for this roadway; and

**WHEREAS**, FDOT is willing to reimburse the COUNTY up to \$170,000 for the COUNTY's OTIS improvements, once FDOT's road project comes on line July 1, 2008.

**WHEREAS**, FDOT requires that the COUNTY enter into a Joint Participation Agreement to accomplish that intent.

**NOW, THEREFORE**, BE IT RESOLVED BY THE BOARD OF COUNTY COMMISSIONERS OF PALM BEACH COUNTY, FLORIDA, THAT:

1. The foregoing recitals are hereby affirmed and ratified.
2. The Chairman (or Vice-Chairperson) is hereby authorized to execute the Joint Participation Agreement on behalf of Palm Beach County.

The foregoing Resolution was offered by Commissioner \_\_\_\_\_, who moved its adoption. The motion was seconded by Commissioner \_\_\_\_\_, and upon being put to a vote, the vote was as follows:

Karen T. Marcus	-
Jeff Koons	-
Warren H. Newell	-
Mary McCarty	-
Burt Aaronson	-
	-
Addie L. Greene	-

The Chairperson thereupon declared the Resolution duly passed and adopted this \_\_\_\_\_ day of \_\_\_\_\_, 2006.

APPROVED AS TO FORM  
AND LEGAL SUFFICIENCY

PALM BEACH COUNTY BY ITS  
BOARD OF COUNTY COMMISSIONERS

Sharon R. Bock, Clerk and  
Comptroller

By: \_\_\_\_\_  
Assistant County Attorney

By: \_\_\_\_\_

Contract No.: \_\_\_\_\_  
FM Nos.: 415318-1-A8-01  
FEID No.: VF-596-000-785

**STATE OF FLORIDA DEPARTMENT OF TRANSPORTATION  
JOINT PARTICIPATION AGREEMENT**

**THIS AGREEMENT**, entered into this \_\_\_\_ day of \_\_\_\_\_, 200\_\_, by and between the State of Florida Department of Transportation hereinafter called the **DEPARTMENT**, and the **PALM BEACH COUNTY**, at **2300 NORTH JOG ROAD, WEST PALM BEACH, FLORIDA 33411**, hereinafter referred to as the **COUNTY**.

**WITNESSETH**

**WHEREAS**, the **DEPARTMENT** and the **COUNTY** are desirous of having the **COUNTY** make certain improvements in connection with Financial Management (FM) (**Funded in Fiscal Year 2009**) **415318-1-A8-01** for **REPLACEMENT OF LANDSCAPE & IRRIGATION IMPROVEMENTS WITHIN SR-7/US-441 FROM PALM BEACH/ BROWARD COUNTY LINE TO SR-808/GLADES ROAD** in Palm Beach County Refer to Exhibit "A" for a detailed Scope of Services and Exhibit "B" Production Plans; and

**WHEREAS**, for purposes of this Agreement, improvements to be made as stated above are hereinafter referred to as the **PROJECT**; and,

**WHEREAS**, in order to expedite the **PROJECT** in advance of the **DEPARTMENT'S** schedule, the **COUNTY** is prepared to advance the landscaping component of **PROJECT** in **Fiscal Year 2005/2006**, pursuant to **Section 339.12 Florida Statutes**; and,

**WHEREAS**, said **PROJECT** is on the State Highway System, is not revenue producing and is contained in the **DEPARTMENT'S** Adopted Work Program; and,

**WHEREAS**, the improvements are in the interest of both the **COUNTY** and the **DEPARTMENT** and it would be more practical, expeditious, and economical for the **COUNTY** to perform such activities; and,

**WHEREAS**, the **COUNTY** by Palm Beach County Board of County Commissioners Resolution No. \_\_\_\_\_ adopted on \_\_\_\_\_, 200\_\_, a copy of which is attached hereto and made a part hereof, authorizes the proper officials to enter into this Agreement.

**NOW, THEREFORE**, in consideration of the mutual benefits to be derived from joint participation on the **PROJECT**, the parties agree to the following:

1. The recitals set forth above are true and correct and are deemed incorporated herein.
2. The **COUNTY** shall have the responsibility to complete the **PROJECT** in accordance with the Scope of Services set forth in Exhibit "A".
3. The **COUNTY** shall be responsible for assuring that the **PROJECT** complies with all applicable Federal, State and Local laws, rules, regulations, guidelines and standards.

The **COUNTY** shall be responsible for preparation of the construction plans and contract documents, advertising for bids, evaluating bids, and awarding a contract for construction of the **PROJECT**. The **COUNTY** shall also be responsible for providing construction engineering services including, administration and technical coordination required for the **PROJECT**. The **COUNTY** shall utilize the **DEPARTMENT'S** Procedure No. 375-020-010 "Errors and Omissions" to all work being done for the **DEPARTMENT**.

The **COUNTY** shall design and construct the **PROJECT** in accordance with the Scope of Services.

4. In the event that the future work of the **DEPARTMENT**, which is unrelated to the **PROJECT** but in the vicinity of the **PROJECT**, damages all or a portion of the **PROJECT**, then the **DEPARTMENT** agrees to require its construction contractor to restore the **COUNTY'S** beautification improvement (including irrigation) to the reasonably same condition they were in prior to the start of roadway construction.

During the time that the **DEPARTMENT'S** work is being performed in the vicinity of the **PROJECT**, the **DEPARTMENT** agrees to require its construction contractor to maintain and perform a mowing cycle of once a week from May 1<sup>st</sup> to Oct. 31<sup>st</sup> and twice a month from November 1<sup>st</sup> to April 30<sup>th</sup>.

5. The **DEPARTMENT** agrees to make all previous studies, maps, drawings, surveys and other data and information pertaining to the **PROJECT** available to the **COUNTY** at no cost.
6. The **COUNTY** shall have the sole responsibility for resolving claims and requests for additional work for the **PROJECT**. The **COUNTY** will make best efforts to obtain the **DEPARTMENT** input in its decisions.
7. For satisfactory completion and upon written approval and acceptance of all services detailed in Exhibit "A" (Scope of Services) of this Agreement, the **DEPARTMENT** will pay the **COUNTY** a lump sum amount not to exceed **ONE HUNDRED SEVENTY THOUSAND DOLLARS (\$170,000.00)**, for actual cost incurred.

The **COUNTY** will not invoice the **DEPARTMENT** prior to **July 1, 2008**, the fiscal year the **PROJECT** is scheduled in the **DEPARTMENT'S** work program.

The **PARTICIPANT** shall comply with the Federal and State Audit provisions set forth in **Exhibit "C"** attached hereto and made part of this Agreement.

8. In the event the **PROJECT** costs, **PROJECT** modifications, or changes to bid items occur that increase or exceed the amount authorized in paragraph 7, the **DEPARTMENT** and the **COUNTY** shall meet and attempt to mutually agree to the amount and distribution of the additional funding needed to complete the **PROJECT**. Any funding increase or modifications to the **PROJECT** shall be added by means of a Supplemental Amendment to the original Agreement to be signed by both parties before work is undertaken. However, in the event the **COUNTY** and the

**DEPARTMENT** fail to negotiate a Supplemental Amendment for any reason whatsoever, then the increase in the **PROJECT** costs will be the responsibility of the **COUNTY**.

9. The **COUNTY** acknowledges and agrees that the **DEPARTMENT'S** obligation to pay the sum set forth herein is contingent upon an annual appropriation by the Florida Legislature.
10. In the event it becomes necessary for the **DEPARTMENT** to institute suit for the enforcement of the provisions of this Agreement, each party shall be responsible to pay their own attorney fees and court costs. Venue with respect to any such litigation shall be in State of Florida court in Broward County.
11. Should the **DEPARTMENT** and the **COUNTY** decide to proceed with subsequent phases of the **PROJECT**, the Agreement may be amended to identify the respective responsibilities and the financial arrangement between the parties.
12. This Agreement and any interest herein shall not be assigned, transferred or otherwise encumbered by the **COUNTY** under any circumstances without the prior written consent of the **DEPARTMENT**. However, this Agreement shall run to the **DEPARTMENT** and its successors.
13. Except as otherwise set forth herein, this Agreement shall continue in effect and be binding to both the **COUNTY** and the **DEPARTMENT** until the **PROJECT** is **completed** as evidenced by the written acceptance of the **DEPARTMENT**, and the **COUNTY** has been reimbursed pursuant to paragraph 6 above, or **March 31, 2009**, whichever occurs first.
14. Payment shall be made only after receipt and approval of goods and services unless advance payments are authorized by the Department of Financial Services under Section 215.422(14), Florida Statutes, or by the Department's Comptroller under Section 334.044(29), Florida Statutes.
15. If this Agreement involves units of deliverables, then such units must be received and accepted in writing by the **DEPARTMENT'S** Project Manager prior to payments. The **DEPARTMENT** will render a decision on the acceptability of services within 10 working days of receipt of a Progress Report. The **DEPARTMENT** reserves the right to withhold payments for work not completed, or work completed unsatisfactorily, or work that is deemed inadequate or untimely by the **DEPARTMENT**. Any payment withheld will be released and paid to the **COUNTY** promptly when work is subsequently performed.
16. Bills for fees or other compensation for services for expenses shall be submitted in detail sufficient for proper preaudit and postaudit thereof.
17. Bills for travel expenses specifically authorized in this Agreement shall be submitted on the Department's Travel Form No. 300-000-01 and will be paid in accordance with Section 112.061, Florida Statutes.

17. **COUNTY** providing goods and services to the **DEPARTMENT** should be aware of the following time frames. Upon receipt of an invoice from the **COUNTY**, the **DEPARTMENT** has (10) ten working days to inspect and approve the goods and services where working day is defined as any day of the week excluding Saturday, Sunday and any legal holiday as designated in Section 110.117, Florida Statutes. The **DEPARTMENT** has 20 calendar days to deliver a request for payment (voucher) to the Department of Financial Services. The 20 calendar days are measured from the latter of the date the invoice is received or the goods or services are received, inspected and approved.
18. If payment is not available within 40 calendar days, a separate interest penalty at a rate as established pursuant to Section 55.03(1), Florida Statutes, will be due and payable, in addition to the invoice amount, to the **COUNTY**. Interest penalties of less than one (1) dollar will not be enforced. The invoice payment requirements do not start until a properly completed invoice is provided to the **DEPARTMENT**.
19. A Vendor Ombudsman has been established within the Department of Financial Services. The duties of this individual include acting as an advocate for contractors/vendors who may be experiencing problems in obtaining timely payment(s) from a state agency. The Vendor Ombudsman may be contacted at (850)410-9724 or by calling the State Comptroller's Hotline, 1-800-848-3792.
20. Records of costs incurred under the terms of this AGREEMENT shall be maintained and made available upon request to the **DEPARTMENT** at all times during the period of this Agreement and for five years after final payment is made. Copies of these documents and records shall be furnished to the **DEPARTMENT** upon request. Records of costs incurred includes the **COUNTY'S** general accounting records and the project records, together with supporting documents and records, of the contractor and all subcontractors performing work on the project, and all other records of the Contractor and subcontractors considered necessary by the **DEPARTMENT** for a proper audit of costs.
21. In the event this contract is for services in excess of TWENTY FIVE THOUSAND DOLLARS (\$25,000.00) and a term for a period of more than one year, the provisions of Section 339.135(6)(a), Florida Statutes, are hereby incorporated:

"The **DEPARTMENT**, during any fiscal year, shall not expend money, incur any liability, or enter into any contract which, by its terms, involves the expenditure of money in excess of the amounts budgeted as available for expenditure during such fiscal year. Any contract, verbal or written, made in violation of this subsection is null and void, and no money may be paid on such contract. The **DEPARTMENT** shall require a statement from the Comptroller of the **DEPARTMENT** that such funds are available prior to entering into any such contract or other binding commitment of funds. Nothing herein contained shall prevent the making of contracts for periods exceeding one year, but any contract so made shall be executory only for the value of the services to be rendered or agreed to be paid for in succeeding fiscal years; and this paragraph shall be incorporated verbatim in all contracts of the **DEPARTMENT** which are for an amount in excess of TWENTY FIVE THOUSAND DOLLARS (\$25,000.00) and which have a term for a period of more than one year."



22. The COUNTY warrants that it has not employed or obtained any company or person, other than bona fide employees of the COUNTY, to solicit or secure this Agreement, and it has not paid or agreed to pay any company, corporation, individual or firm, other than a bona fide employee employed by the COUNTY. For breach or violation of this provision, the DEPARTMENT shall have the right to terminate the Agreement without liability.
23. To the extent allowed by the Laws of Florida, the COUNTY hereby agrees to indemnify, defend, save, and hold harmless the DEPARTMENT from all claims, demands liabilities, and suits of any nature arising out of, because of or due to any intentional and/or negligent act or occurrence, omission, or commission of the COUNTY, and its employees, arising out of this contract or the work which is the subject hereof. In addition, with respect to any of the COUNTY'S agents, consultants, contractors, and/or sub-contractors, such party in any contract for this project shall agree to indemnify, defend, save and hold harmless the DEPARTMENT from all claims, demands, liabilities, and suits of any nature arising out of, because of or due to any intentional and/or negligent act or occurrence, omission or commission of such agents, consultants, contractors, and/or sub-contractors. The COUNTY shall provide to the DEPARTMENT written evidence of the foregoing upon the request of the DEPARTMENT. It is specifically understood and agreed that this indemnification clause does not cover or indemnify the DEPARTMENT for its own negligence.
24. This Agreement is governed by and construed in accordance with the laws of the United States, State of Florida.
25. The PARTICIPANT shall comply with all federal, state, and local laws and ordinances applicable to the work or payment of work thereof, and will not discriminate on the grounds of race, color, religion, sex, national, origin, age or disability in the performance of work under this Agreement.
26. This document incorporates and includes all prior negotiations, correspondence, conversations, agreements, or understandings applicable to the matters contained herein, and the parties agree that there are no commitments, agreements or understandings concerning the subject matter of this agreement that are not contained in this document. Accordingly, it is agreed that no deviation from the terms hereof shall be predicated upon any prior representation or agreements whether oral or written. It is further agreed that no modification, amendment, or alteration in the terms and conditions contained herein shall be effective unless contained in a written document executed with the same formality and of equal dignity herewith.

27. Any or all notices (except invoices) given or required under this Agreement shall be in writing and either personally delivered with receipt acknowledged or sent by certified mail, return receipt requested. All notices delivered shall be sent to the following addresses:

**If to the DEPARTMENT:**

Florida Department of Transportation - District Four  
3400 West Commercial Blvd.  
Fort Lauderdale, Florida 33309-3421  
Attn: **Leos A. Kennedy, Jr.**  
With a copy to: **Robert Bostian**  
A second copy to: District General Counsel

**If to the COUNTY:**

Palm Beach County  
Dept. of Engineering and Public Works  
2300 North Jog Road  
West Palm Beach, Florida 33411-2745  
Attn: **Andrew S. Hertel, AICP**  
**Manager**  
With A Copy to: **Ms. Marlene Everitt,**  
**Assistant County Attorney**

IN WITNESS WHEREOF, this Agreement is to be executed by the parties below for the purposes specified herein. Authorization has been given to enter into and execute this Agreement by Resolution No. \_\_\_\_\_, hereto attached.

**PALM BEACH COUNTY, FLORIDA  
A POLITICAL SUBDIVISION OF THE  
STATE OF FLORIDA  
BOARD OF COUNTY COMMISSIONERS**

**STATE OF FLORIDA  
DEPARTMENT OF TRANSPORTATION**

BY: \_\_\_\_\_  
NAME: \_\_\_\_\_  
TITLE: \_\_\_\_\_

BY: \_\_\_\_\_  
ROSIELYN QUIROZ  
DIRECTOR OF TRANSPORTATION SUPPORT

**ATTEST:**  
**SHARON R. BROCK, CLERK & COMPTROLLER**

**APPROVED: (AS TO FORM)**

\_\_\_\_\_  
CLERK OR DEPUTY CLERK (SEAL)

BY: \_\_\_\_\_  
DISTRICT GENERAL COUNSEL

**APPROVED AS TO FORM AND:  
LEGAL SUFFICIENCY:**

BY: \_\_\_\_\_  
COUNTY ATTORNEY

**APPROVED:**

BY: \_\_\_\_\_  
PROFESSIONAL SERVICES ADMINISTRATOR

**APPROVED AS TO TERMS AND CONDITIONS:**

BY:     H. McDonnell

## **Exhibit "A"**

### **SCOPE OF SERVICES**

The **DEPARTMENT** will contribute funding to the **COUNTY** for the purchase and installation of landscape material and an irrigation system in accordance with landscaping component of the construction plans prepared by the **COUNTY** for **FM No. 415318-1-58-01**.

The scope of the project will include, but not limited to:

- Selection, purchase, and installation of required replacement landscaping material as shown in the construction plans for this segment, as previously approved by the **DEPARTMENT**.
- Installation of an irrigation system as shown in the construction plans attached hereto as Exhibit "B".

The **COUNTY** is responsible for maintenance of the landscaping in accordance with an existing JPA between the **DEPARTMENT** and **COUNTY** executed November 19, 2003.

The **COUNTY** shall be responsible for all impact fees, water meter permit fees and water usage fees associated with the new irrigation system. These fees will not be deducted from the **DEPARTMENT'S** contribution toward the landscaping component of the project.

The **COUNTY'S** landscape architect responsible for the design of this project will be responsible for inspection and acceptance of the landscaping and irrigation contemplated in this JPA.

The following conditions shall apply:

- a. The current Florida Department of Transportation Design Standard Index 546 must be adhered to,
- b. Clear zone/horizontal clearance as specified in the plans Preparation Manual – English Volume 1, Chapter 2 and Index 700 must be adhered to,
- c. Landscape materials shall not obstruct roadside signs or permitted sight window for outdoor advertising signs as permitted in F.A.C. 14-40,
- d. Landscape, hardscape, and/or irrigation materials shall be of a size, type and placement so as not to impede large machine mowing that the **DEPARTMENT** currently provides and will continue to provide at the same frequency,

- e. Should the **PARTICIPANT** elect to design, furnish and construct irrigation, all costs associated with water source connection(s), continued maintenance of the distribution system and water and electricity costs shall be born solely by the **PARTICIPANT**. All permits (including tree permits), fees, and any mitigation associated with the removal, relocation or adjustments of these improvements are the maintaining **AGENCY'S** responsibility.
- f. During the installation of the Project and future maintenance operations, maintenance of traffic shall be in accordance with the current edition of the MUTCD and the current Department Design Standards (series 600),
- g. The **PARTICIPANT** shall provide the local maintenance office located at 7900 Forest Hill Blvd., West Palm Beach, FL 33413, (phone 561-432-4966) a twenty-four (24) hour telephone number and the name of a responsible person that the **DEPARTMENT** may contact,
- h. If there is a need to restrict the normal flow of traffic it shall be done on off-peak hours (9 AM to 3 PM), and the party performing such work shall give notice to the local law enforcement agency within whose jurisdiction such road is located prior to commencing work on the Project. The **DEPARTMENT'S** Public Information Office shall also be notified by phone at 954-777-4092,
- i. The **PARTICIPANT** shall be responsible to clear all utilities within the Project limits,
- j. The **PARTICIPANT** shall notify the local maintenance office 48 hours prior to the start of the Project.

**EXHIBIT "B"**


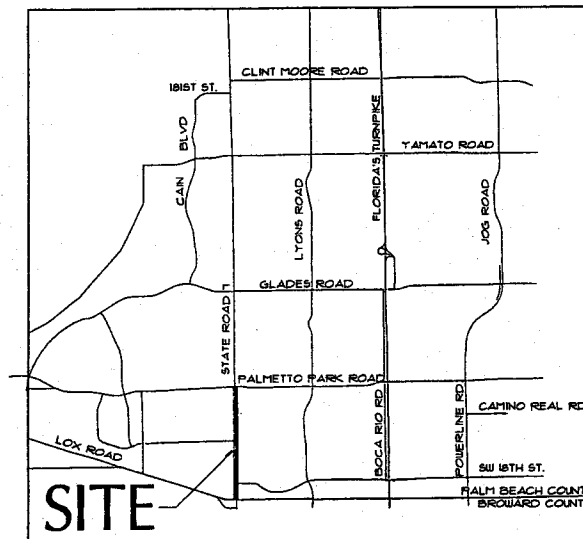
**PRODUCTION PLANS**

Plans of:  
Irrigation Improvements for:  
**STATE ROAD 7**

Broward County Line to Palmetto Park Road  
45 M.P.H. DESIGN SPEED

Exhibit "B"  
Set 1 of 2

## Location Map



## Index of Drawings

<u>Sheet No.</u>	<u>Description</u>
Index	Index of Drawings
IR-1 - IR-14	Irrigation Plans
IR-15 - IR-16	Irrigation Details

ATTENTION IS DIRECTED TO THE FACT THAT THESE PLANS MAY HAVE BEEN SLIGHTLY REDUCED IN SIZE DURING REPRODUCTION. THIS MUST BE CONSIDERED WHEN OBTAINING SCALED DATA.

THESE PLANS HAVE BEEN PREPARED IN ACCORDANCE WITH AND ARE GOVERNED BY THE OFFICE OF THE PALM BEACH COUNTY ENGINEER AND THE PALM BEACH COUNTY STREETSCAPE STANDARDS MANUAL DATED AUGUST 1999 INCLUDING REVISIONS DATED APRIL 10, 2001, JULY 11, 2001 AND OCTOBER 23, 2003.

FIELD ADJUSTMENTS MAY BE REQUIRED BY THE CONTRACTOR TO INSURE THAT ALL PALM BEACH COUNTY REQUIREMENTS ARE ADHERED TO.

THE CONTRACTOR SHALL BRING ANY AND ALL CONFLICTS WITH TREE LOCATIONS TO THE ATTENTION OF THE LANDSCAPE ARCHITECT AND/OR OWNER WHO SHALL COORDINATE THE NECESSARY FIELD ADJUSTMENTS REQUIRED.

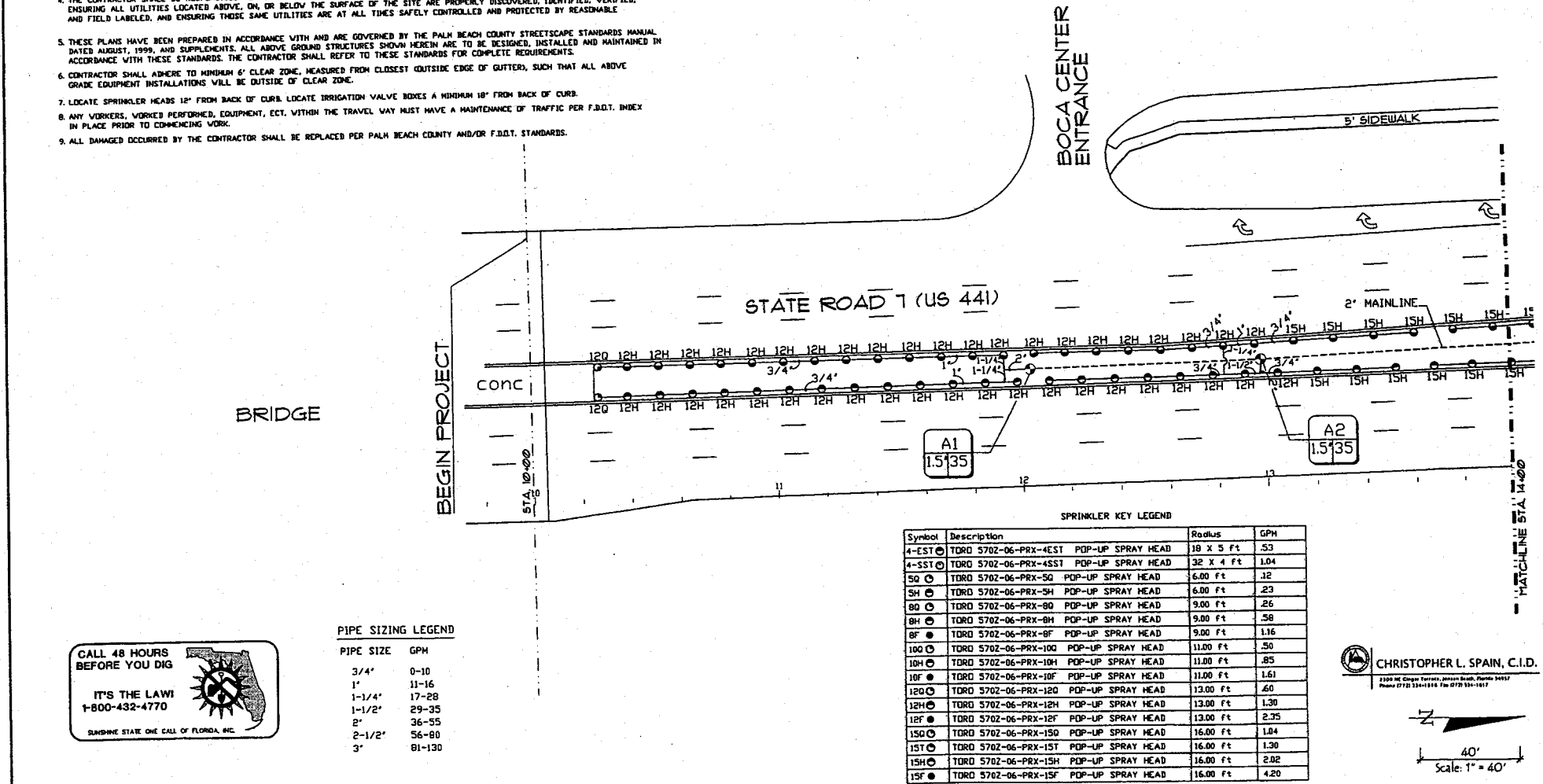
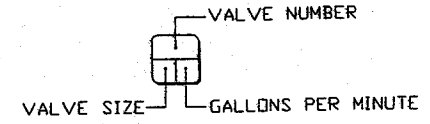
LANDSCAPE ARCHITECT  
OF RECORD.

GEORGE G. GENTILE, FASLA LA0000530  
CERTIFICATION OF AUTHORIZATION NO. LC0000PTT

[illegible]

NOTES:

1. THE IRRIGATION SYSTEM HEAD LAYOUT IS DESIGNED AND SHALL BE INSTALLED AND MAINTAINED TO MINIMIZE OVERSPRAY ONTO ROADWAYS. AFTER THE SYSTEM IS FLUSHED AND NOZZLED, THE ARCS SHALL BE SET TO MINIMIZE OVERSPRAY AND THE FLOW CONTROL/PRESSURE REGULATOR ON THE ZONE CONTROL VALVE SHALL BE ADJUSTED DOWN TO PREVENT ANY MISTING OR FOGGING, TO PRODUCE DROPLETS OF WATER TO MINIMIZE THE EFFECT OF THE WIND THEREBY LIMITING OVERSPRAY AND WATER WASTE. CONTROLLER PROGRAMMING SHALL BE SET SO AS NOT TO ALLOW THE IRRIGATION TO CREATE ANY RUN OFF WHICH COULD CREATE WATER ON THE ROAD.
2. THE DESIGNER CANNOT BE HELD RESPONSIBLE FOR ANY MATTER, ACT, OR EFFECT ARISING FROM OVERSPRAY, BROKEN PIPES, HEADS OR NOZZLES. IN THE EVENT OF A BREAK OR BROKEN OFF HEAD OR NOZZLE, THE COMPONENT SHALL BE REPAIRED/REPLACED/CAPPED, OR ZONE TURNED OFF FROM AUTOMATIC OPERATION AS SOON AS POSSIBLE.
3. THE DESIGNER DOES NOT WARRANT THAT ALL EXISTING UNDERGROUND UTILITIES ARE SHOWN OR, IF SHOWN, ARE PROPERLY LOCATED ON THE PLANS, AND ARE EITHER IN SERVICE OR ABANDONED. THE CONTRACTOR SHALL CALL "SUNSHINE STATE ONE CALL" AT (800) 432-4770 TO VERIFY UTILITY LOCATIONS AT LEAST 48 HOURS PRIOR TO DIGGING. THE CONTRACTOR SHALL BE RESPONSIBLE TO CONTACT/LOCATE OTHER UTILITIES NOT SUBSCRIBING TO "SUNSHINE STATE ONE CALL". ALSO CALL (561) 641-3429, PALM BEACH COUNTY UTILITIES OR APPLICABLE LOCAL UTILITY AGENCY TO VERIFY LOCATIONS AND DEPTHS OF UNDERGROUND UTILITIES.
4. THE CONTRACTOR SHALL BE RESPONSIBLE FOR COORDINATING WITH ALL UTILITY COMPANIES AND RELEVANT GOVERNMENT DEPARTMENTS AND ENSURING ALL UTILITIES LOCATED ABOVE, ON, OR BELOW THE SURFACE OF THE SITE ARE PROPERLY DISCOVERED, IDENTIFIED, VERIFIED, AND FIELD LABELED, AND ENSURING THOSE SAME UTILITIES ARE AT ALL TIMES SAFELY CONTROLLED AND PROTECTED BY REASONABLE.
5. THESE PLANS HAVE BEEN PREPARED IN ACCORDANCE WITH AND ARE GOVERNED BY THE PALM BEACH COUNTY STREETSCAPE STANDARDS MANUAL, DATED AUGUST, 1999, AND SUPPLEMENTS. ALL ABOVE GROUND STRUCTURES SHOWN HEREIN ARE TO BE DESIGNED, INSTALLED AND MAINTAINED IN ACCORDANCE WITH THESE STANDARDS. THE CONTRACTOR SHALL REFER TO THESE STANDARDS FOR COMPLETE REQUIREMENTS.
6. CONTRACTOR SHALL ADHERE TO MINIMUM 6' CLEAR ZONE, MEASURED FROM CLOSEST OUTSIDE EDGE OF GUTTER, SUCH THAT ALL ABOVE GRADE EQUIPMENT INSTALLATIONS WILL BE OUTSIDE OF CLEAR ZONE.
7. LOCATE SPRINKLER HEADS 12" FROM BACK OF CURB. LOCATE IRRIGATION VALVE BOXES A MINIMUM 18" FROM BACK OF CURB.
8. ANY WORKERS, WORKS PERFORMED, EQUIPMENT, ECT. WITHIN THE TRAVEL WAY MUST HAVE A MAINTENANCE OF TRAFFIC F.D.O.T. INDEX IN PLACE PRIOR TO COMMENCING WORK.
9. ALL DAMAGED OCCURRED BY THE CONTRACTOR SHALL BE REPLACED PER PALM BEACH COUNTY AND/OR F.D.O.T. STANDARDS.



CALL 48 HOURS BEFORE YOU DIG

IT'S THE LAW!  
1-800-432-4770

SUNSHINE STATE ONE CALL OF FLORIDA, INC.

PIPE SIZING LEGEND

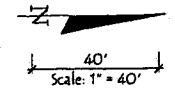
PIPE SIZE	GPM
3/4"	0-10
1"	11-16
1-1/4"	17-28
1-1/2"	29-35
2"	36-55
2-1/2"	56-80
3"	81-130

SPRINKLER KEY LEGEND

Symbol	Description	Radius	GPM
4-EST	TORD 5702-06-PRX-4EST POP-UP SPRAY HEAD	18 X 5 ft	53
4-SST	TORD 5702-06-PRX-4SST POP-UP SPRAY HEAD	32 X 4 ft	104
5Q	TORD 5702-06-PRX-5Q POP-UP SPRAY HEAD	6.00 ft	12
5H	TORD 5702-06-PRX-5H POP-UP SPRAY HEAD	6.00 ft	23
8Q	TORD 5702-06-PRX-8Q POP-UP SPRAY HEAD	9.00 ft	26
8H	TORD 5702-06-PRX-8H POP-UP SPRAY HEAD	9.00 ft	58
8F	TORD 5702-06-PRX-8F POP-UP SPRAY HEAD	9.00 ft	116
10Q	TORD 5702-06-PRX-10Q POP-UP SPRAY HEAD	11.00 ft	50
10H	TORD 5702-06-PRX-10H POP-UP SPRAY HEAD	11.00 ft	85
10F	TORD 5702-06-PRX-10F POP-UP SPRAY HEAD	11.00 ft	161
12Q	TORD 5702-06-PRX-12Q POP-UP SPRAY HEAD	13.00 ft	60
12H	TORD 5702-06-PRX-12H POP-UP SPRAY HEAD	13.00 ft	130
12F	TORD 5702-06-PRX-12F POP-UP SPRAY HEAD	13.00 ft	235
15Q	TORD 5702-06-PRX-15Q POP-UP SPRAY HEAD	16.00 ft	104
15H	TORD 5702-06-PRX-15H POP-UP SPRAY HEAD	16.00 ft	130
15F	TORD 5702-06-PRX-15F POP-UP SPRAY HEAD	16.00 ft	282

CHRISTOPHER L. SPAIN, C.I.D.

2309 NE Orange Terrace, Jensen Beach, Florida 34957  
Phone (772) 334-1010 Fax (772) 334-1017



REVISIONS			
DATE	BY	DESCRIPTION	DATE

Gentle Highway  
O'Hanlon & Associates, Inc.  
10000 N. US Highway 1  
West Palm Beach, FL 33411  
(561) 844-1100

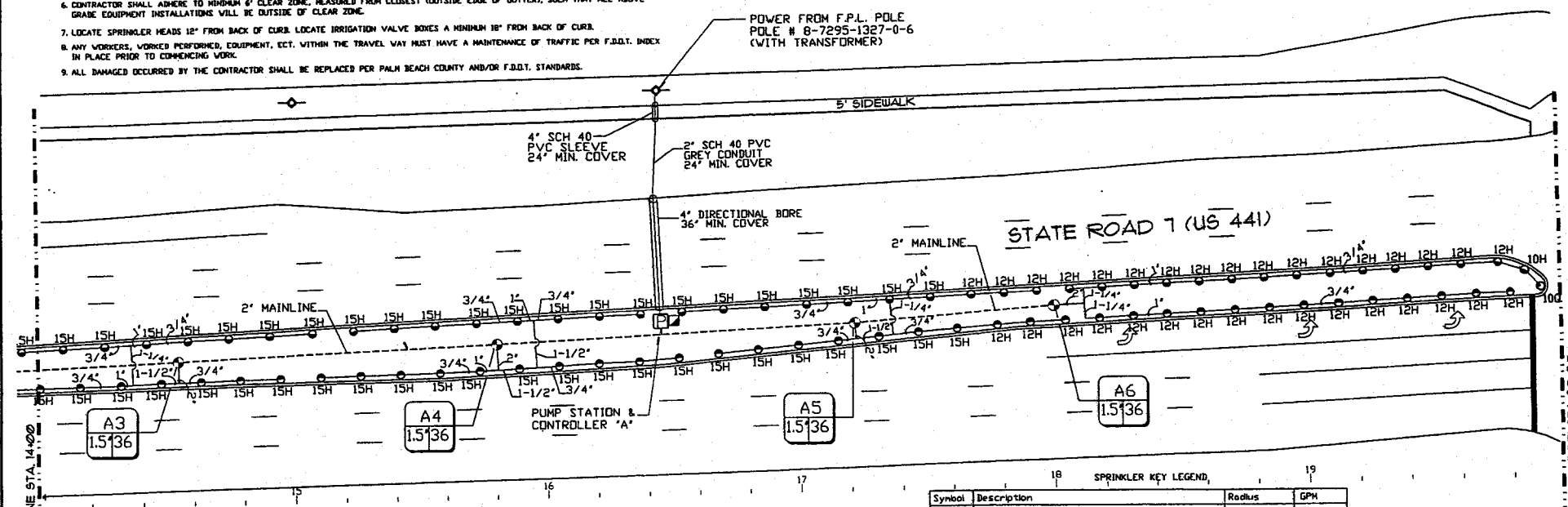
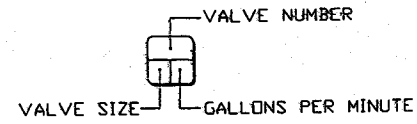
PALM BEACH COUNTY  
ENGINEERING AND PUBLIC WORKS  
STREETSCAPE SECTION  
WEST PALM BEACH, FLORIDA  
(561) 864-1100

STATE ROAD 7

IRRIGATION PLAN  
STA. 10+00 THRU STA. 14+00



1. THE IRRIGATION SYSTEM HEAD LAYOUT IS DESIGNED AND SHALL BE INSTALLED AND MAINTAINED TO MINIMIZE OVERSPRAY ONTO ROADWAYS. AFTER THE SYSTEM IS FLUSHED AND NOZZLED, THE ARCS SHALL BE SET TO MINIMIZE OVERSPRAY AND THE FLOW CONTROL/PRESSURE REGULATOR ON THE ZONE CONTROL VALVE SHALL BE ADJUSTED DOWN TO PREVENT ANY HISSING OR FOGGING, TO PRODUCE DRIPLETS OF WATER TO MINIMIZE THE EFFECT OF THE WIND THEREBY LIMITING OVERSPRAY AND WATER WASTE. CONTROLLER PROGRAMMING SHALL BE SET SO AS NOT TO ALLOW THE IRRIGATION TO CREATE ANY RUN OFF WHICH COULD CREATE WATER ON THE ROAD.
2. THE DESIGNER CANNOT BE HELD RESPONSIBLE FOR ANY MATTER, ACT, OR EFFECT ARISING FROM OVERSPRAY, BROKEN PIPES, HEADS OR NOZZLES. IN THE EVENT OF A BREAK OR BROKEN OFF HEAD OR NOZZLE, THE COMPONENT SHALL BE REPAIRED/REPLACED/CAPPED, OR ZONE TURNED OFF FROM AUTOMATIC OPERATION AS SOON AS POSSIBLE.
3. THE DESIGNER DOES NOT WARRANT THAT ALL EXISTING UNDERGROUND UTILITIES ARE SHOWN OR, IF SHOWN, ARE PROPERLY LOCATED ON THE PLANS, AND ARE EITHER IN SERVICE OR ABANDONED. THE CONTRACTOR SHALL CALL "SUNSHINE STATE ONE CALL" AT (800) 432-4770 TO VERIFY UTILITY LOCATIONS AT LEAST 48 HOURS PRIOR TO DIGGING. THE CONTRACTOR SHALL BE RESPONSIBLE TO CONTACT/LOCATE OTHER UTILITIES NOT SUBSCRIBING TO "SUNSHINE STATE ONE CALL". ALSO CALL (561) 641-3429, PALM BEACH COUNTY UTILITIES OR APPLICABLE LOCAL UTILITY AGENCY TO VERIFY LOCATIONS AND DEPTHS OF UNDERGROUND UTILITIES.
4. THE CONTRACTOR SHALL BE RESPONSIBLE FOR COORDINATING WITH ALL UTILITY COMPANIES AND RELEVANT GOVERNMENT DEPARTMENTS AND ENSURING ALL UTILITIES LOCATED ABOVE, ON, OR BELOW THE SURFACE OF THE SITE ARE PROPERLY DISCOVERED, IDENTIFIED, VERIFIED, AND FIELD LABELED, AND ENSURING THOSE SAME UTILITIES ARE AT ALL TIMES SAFELY CONTROLLED AND PROTECTED BY REASONABLE MEANS.
5. THESE PLANS HAVE BEEN PREPARED IN ACCORDANCE WITH AND ARE GOVERNED BY THE PALM BEACH COUNTY STREETSCAPE STANDARDS MANUAL DATED AUGUST, 1999, AND SUPPLEMENTS. ALL ABOVE GROUND STRUCTURES SHOWN HEREIN ARE TO BE DESIGNED, INSTALLED AND MAINTAINED IN ACCORDANCE WITH THESE STANDARDS. THE CONTRACTOR SHALL REFER TO THESE STANDARDS FOR COMPLETE REQUIREMENTS.
6. CONTRACTOR SHALL ADHERE TO MINIMUM 6' CLEAR ZONE, MEASURED FROM CLOSEST (OUTSIDE EDGE OF GUTTER), SUCH THAT ALL ABOVE GRADE EQUIPMENT INSTALLATIONS WILL BE OUTSIDE OF CLEAR ZONE.
7. LOCATE SPRINKLER HEADS 12" FROM BACK OF CURB. LOCATE IRRIGATION VALVE BOXES A MINIMUM 18" FROM BACK OF CURB.
8. ANY WORKERS, WORKED PERFORMED, EQUIPMENT, ETC. WITHIN THE TRAVEL WAY MUST HAVE A MAINTENANCE OF TRAFFIC PER F.D.O.T. INDEX IN PLACE PRIOR TO COMMENCING WORK.
9. ALL DAMAGED OCCURRED BY THE CONTRACTOR SHALL BE REPLACED PER PALM BEACH COUNTY AND/OR F.D.O.T. STANDARDS.



NOTE:  
RIGHT OF WAY NOT SHOWN.  
CONTRACTOR SHALL VERIFY RIGHT OF WAY  
LOCATION BEFORE COMMENCING WORK.

CALL 48 HOURS  
BEFORE YOU DIG

IT'S THE LAW!  
1-800-432-4770

SUNSHINE STATE ONE CALL OF FLORIDA, INC.

PIPE SIZING LEGEND

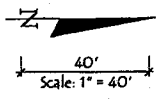
PIPE SIZE	GPM
3/4"	0-10
1"	11-16
1-1/4"	17-28
1-1/2"	29-35
2"	36-55
2-1/2"	56-80
3"	81-130

SPRINKLER KEY LEGEND

Symbol	Description	Radius	GPM
4-EST	TORD 5702-06-PRX-4EST POP-UP SPRAY HEAD	18 X 5 ft	.53
4-SST	TORD 5702-06-PRX-4SST POP-UP SPRAY HEAD	32 X 4 ft	1.04
50	TORD 5702-06-PRX-50 POP-UP SPRAY HEAD	6.00 ft	.12
5H	TORD 5702-06-PRX-5H POP-UP SPRAY HEAD	6.00 ft	.23
80	TORD 5702-06-PRX-80 POP-UP SPRAY HEAD	9.00 ft	.26
8H	TORD 5702-06-PRX-8H POP-UP SPRAY HEAD	9.00 ft	.58
8F	TORD 5702-06-PRX-8F POP-UP SPRAY HEAD	9.00 ft	1.16
100	TORD 5702-06-PRX-100 POP-UP SPRAY HEAD	11.00 ft	.50
10H	TORD 5702-06-PRX-10H POP-UP SPRAY HEAD	11.00 ft	.85
10F	TORD 5702-06-PRX-10F POP-UP SPRAY HEAD	11.00 ft	1.61
120	TORD 5702-06-PRX-120 POP-UP SPRAY HEAD	13.00 ft	.60
12H	TORD 5702-06-PRX-12H POP-UP SPRAY HEAD	13.00 ft	1.30
12F	TORD 5702-06-PRX-12F POP-UP SPRAY HEAD	13.00 ft	2.35
150	TORD 5702-06-PRX-150 POP-UP SPRAY HEAD	16.00 ft	1.04
15H	TORD 5702-06-PRX-15H POP-UP SPRAY HEAD	16.00 ft	1.30
15F	TORD 5702-06-PRX-15F POP-UP SPRAY HEAD	16.00 ft	2.02

CHRISTOPHER L. SPAIN, C.I.D.

2100 NE 15th Avenue, Suite 100, Fort Lauderdale, FL 33305  
Phone (772) 554-1010 Fax (772) 554-1017



DATE: 07/14/00 BY: [Signature] DESCRIPTION: IRRIGATION PLAN				DATE: 07/14/00 BY: [Signature] DESCRIPTION: IRRIGATION PLAN				DATE: 07/14/00 BY: [Signature] DESCRIPTION: IRRIGATION PLAN				DATE: 07/14/00 BY: [Signature] DESCRIPTION: IRRIGATION PLAN			
---	--	--	--	---	--	--	--	---	--	--	--	---	--	--	--

Golder Associates, Inc.  
10000 North Central Expressway, Suite 100  
Dallas, Texas 75243  
Phone: (214) 440-1000  
Fax: (214) 440-1001

PALM BEACH COUNTY  
ENGINEERING AND PUBLIC WORKS  
DEPARTMENT  
1000 N. U.S. 1, Suite 100  
West Palm Beach, Florida 33411  
(561) 864-1100

STATE ROAD 7

IRRIGATION PLAN  
STA. 14+00 THRU STA. 20+00

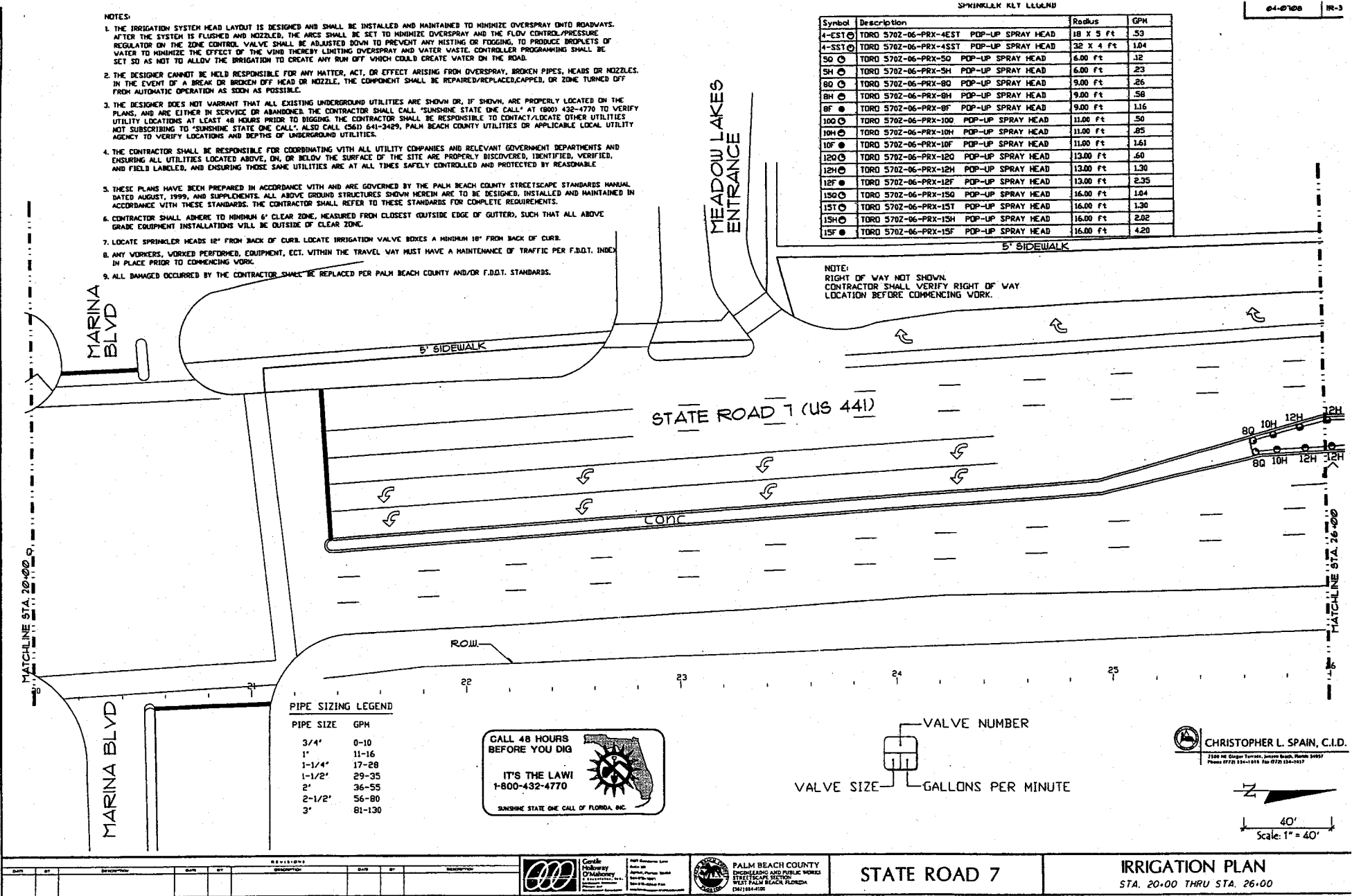
NOTES:

1. THE IRRIGATION SYSTEM HEAD LAYOUT IS DESIGNED AND SHALL BE INSTALLED AND MAINTAINED TO MINIMIZE OVERSPRAY ONTO ROADWAYS. AFTER THE SYSTEM IS FLUSHED AND NOZZLED, THE ARCS SHALL BE SET TO MINIMIZE OVERSPRAY AND THE FLOW CONTROL/PRESSURE REGULATOR ON THE ZONE CONTROL VALVE SHALL BE ADJUSTED DOWN TO PREVENT ANY MISTING OR FOGGING, TO PRODUCE DROPLETS OF WATER TO MINIMIZE THE EFFECT OF THE WIND THEREBY LIMITING OVERSPRAY AND WATER WASTE. CONTROLLER PROGRAMMING SHALL BE SET SO AS NOT TO ALLOW THE IRRIGATION TO CREATE ANY RUN OFF WHICH COULD CREATE WATER ON THE ROAD.
2. THE DESIGNER CANNOT BE HELD RESPONSIBLE FOR ANY MATTER, ACT, OR EFFECT ARISING FROM OVERSPRAY, BROKEN PIPES, HEADS OR NOZZLES. IN THE EVENT OF A BREAK OR BROKEN OFF HEAD OR NOZZLE, THE COMPONENT SHALL BE REPAIRED/REPLACED/CAPPED, OR ZONE TURNED OFF FROM AUTOMATIC OPERATION AS SOON AS POSSIBLE.
3. THE DESIGNER DOES NOT WARRANT THAT ALL EXISTING UNDERGROUND UTILITIES ARE SHOWN OR, IF SHOWN, ARE PROPERLY LOCATED ON THE PLANS, AND ARE EITHER IN SERVICE OR ABANDONED. THE CONTRACTOR SHALL CALL "SUNSHINE STATE ONE CALL" AT (800) 432-4770 TO VERIFY UTILITY LOCATIONS AT LEAST 48 HOURS PRIOR TO DIGGING. THE CONTRACTOR SHALL BE RESPONSIBLE TO CONTACT/LOCATE OTHER UTILITIES NOT SUBSCRIBING TO "SUNSHINE STATE ONE CALL". ALSO CALL (561) 541-3429, PALM BEACH COUNTY UTILITIES OR APPLICABLE LOCAL UTILITY AGENCY TO VERIFY LOCATIONS AND DEPTHS OF UNDERGROUND UTILITIES.
4. THE CONTRACTOR SHALL BE RESPONSIBLE FOR COORDINATING WITH ALL UTILITY COMPANIES AND RELEVANT GOVERNMENT DEPARTMENTS AND ENSURING ALL UTILITIES LOCATED ABOVE, ON, OR BELOW THE SURFACE OF THE SITE ARE PROPERLY DISCOVERED, IDENTIFIED, VERIFIED, AND FIELD LABELED, AND ENSURING THOSE SAME UTILITIES ARE AT ALL TIMES SAFELY CONTROLLED AND PROTECTED BY REASONABLE MEANS.
5. THESE PLANS HAVE BEEN PREPARED IN ACCORDANCE WITH AND ARE GOVERNED BY THE PALM BEACH COUNTY STREETSCAPE STANDARDS MANUAL, DATED AUGUST, 1999, AND SUPPLEMENTS. ALL ABOVE GROUND STRUCTURES SHOWN HEREIN ARE TO BE DESIGNED, INSTALLED AND MAINTAINED IN ACCORDANCE WITH THESE STANDARDS. THE CONTRACTOR SHALL REFER TO THESE STANDARDS FOR COMPLETE REQUIREMENTS.
6. CONTRACTOR SHALL ADHERE TO MINIMUM 6' CLEAR ZONE, MEASURED FROM CLOSEST (OUTSIDE EDGE OF GUTTER), SUCH THAT ALL ABOVE GRADE EQUIPMENT INSTALLATIONS WILL BE OUTSIDE OF CLEAR ZONE.
7. LOCATE SPRINKLER HEADS 12" FROM BACK OF CURB. LOCATE IRRIGATION VALVE BOXES A MINIMUM 10' FROM BACK OF CURB.
8. ANY WORKERS, WORKED PERFORMED, EQUIPMENT, ECT. WITHIN THE TRAVEL WAY MUST HAVE A MAINTENANCE OF TRAFFIC PER F.D.O.T. INDEX IN PLACE PRIOR TO COMMENCING WORK.
9. ALL DAMAGED OCCURRED BY THE CONTRACTOR SHALL BE REPLACED PER PALM BEACH COUNTY AND/OR F.D.O.T. STANDARDS.

SPRINKLER KTY LEGEND

Symbol	Description	Radius	GPM
4-EST	TORD 5702-06-PRX-4EST POP-UP SPRAY HEAD	18 X 9 ft	.53
4-SST	TORD 5702-06-PRX-4SST POP-UP SPRAY HEAD	32 X 4 ft	1.04
50	TORD 5702-06-PRX-50 POP-UP SPRAY HEAD	6.00 ft	.12
5H	TORD 5702-06-PRX-5H POP-UP SPRAY HEAD	6.00 ft	.23
80	TORD 5702-06-PRX-80 POP-UP SPRAY HEAD	9.00 ft	.26
8H	TORD 5702-06-PRX-8H POP-UP SPRAY HEAD	9.00 ft	.58
8F	TORD 5702-06-PRX-8F POP-UP SPRAY HEAD	9.00 ft	1.16
100	TORD 5702-06-PRX-100 POP-UP SPRAY HEAD	11.00 ft	.50
10H	TORD 5702-06-PRX-10H POP-UP SPRAY HEAD	11.00 ft	.85
10F	TORD 5702-06-PRX-10F POP-UP SPRAY HEAD	11.00 ft	1.61
120	TORD 5702-06-PRX-120 POP-UP SPRAY HEAD	13.00 ft	.60
12H	TORD 5702-06-PRX-12H POP-UP SPRAY HEAD	13.00 ft	1.30
12F	TORD 5702-06-PRX-12F POP-UP SPRAY HEAD	13.00 ft	2.35
150	TORD 5702-06-PRX-150 POP-UP SPRAY HEAD	16.00 ft	1.04
15T	TORD 5702-06-PRX-15T POP-UP SPRAY HEAD	16.00 ft	1.30
15H	TORD 5702-06-PRX-15H POP-UP SPRAY HEAD	16.00 ft	2.02
15F	TORD 5702-06-PRX-15F POP-UP SPRAY HEAD	16.00 ft	4.20

NOTE:  
RIGHT OF WAY NOT SHOWN.  
CONTRACTOR SHALL VERIFY RIGHT OF WAY  
LOCATION BEFORE COMMENCING WORK.



PIPE SIZING LEGEND

PIPE SIZE	GPM
3/4"	0-10
1"	11-16
1-1/4"	17-28
1-1/2"	29-35
2"	36-55
2-1/2"	56-80
3"	81-130

CALL 48 HOURS  
BEFORE YOU DIG

IT'S THE LAW!  
1-800-432-4770

SUNSHINE STATE ONE CALL OF FLORIDA, INC.

VALVE NUMBER



VALVE SIZE GALLONS PER MINUTE

CHRISTOPHER L. SPAIN, C.I.D.  
2188 NE Ocean Terrace, Jupiter Beach, Florida 33457  
Phone: (561) 514-1414 Fax: (561) 514-1417

40'  
Scale: 1" = 40'

DATE	BY	DESCRIPTION	DATE	BY	DESCRIPTION

PALM BEACH COUNTY  
ENGINEERING AND PUBLIC WORKS  
STREETSCAPE SECTION  
WEST PALM BEACH, FLORIDA  
(561) 864-4100

STATE ROAD 7

IRRIGATION PLAN  
STA. 20+00 THRU STA. 26+00

**IRRIGATION PLAN**  
STA. 26+00 THRU STA. 32+00

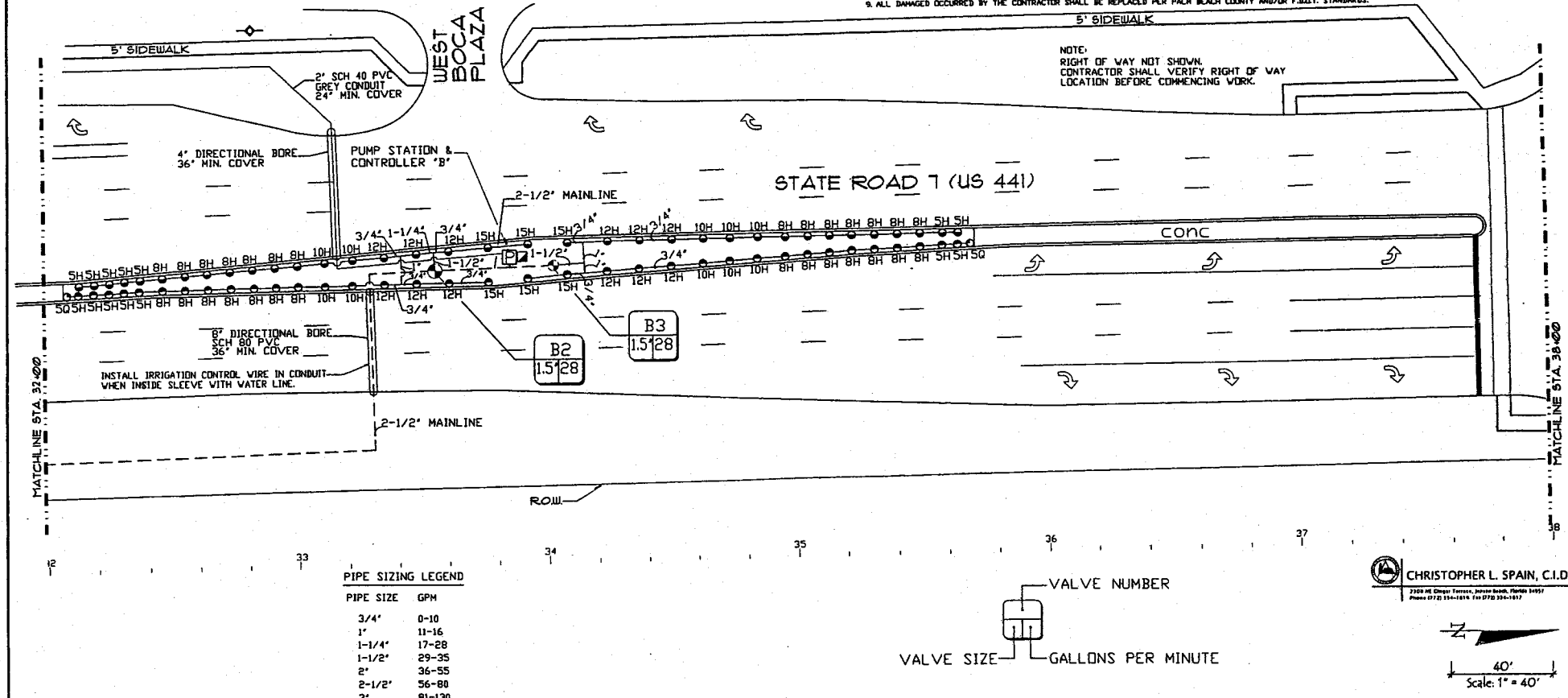
CALL 48 HOURS  
BEFORE YOU DIG

IT'S THE LAW!  
1-800-432-4770

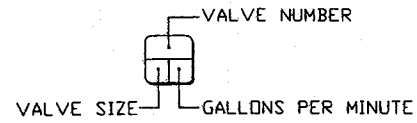
SUNSHINE STATE ONE CALL OF FLORIDA, INC.

Symbol	Description	Radius	GPM
4-EST	TORO 5702-06-PRX-4EST POP-UP SPRAY HEAD	18 X 5 ft	.53
4-SST	TORO 5702-06-PRX-4SST POP-UP SPRAY HEAD	32 X 4 ft	1.04
50	TORO 5702-06-PRX-50 POP-UP SPRAY HEAD	6.00 ft	.12
5H	TORO 5702-06-PRX-5H POP-UP SPRAY HEAD	6.00 ft	.23
80	TORO 5702-06-PRX-80 POP-UP SPRAY HEAD	9.00 ft	.26
8H	TORO 5702-06-PRX-8H POP-UP SPRAY HEAD	9.00 ft	.58
8F	TORO 5702-06-PRX-8F POP-UP SPRAY HEAD	9.00 ft	1.16
100	TORO 5702-06-PRX-100 POP-UP SPRAY HEAD	11.00 ft	.50
10H	TORO 5702-06-PRX-10H POP-UP SPRAY HEAD	11.00 ft	.85
10F	TORO 5702-06-PRX-10F POP-UP SPRAY HEAD	11.00 ft	1.61
120	TORO 5702-06-PRX-120 POP-UP SPRAY HEAD	13.00 ft	.60
12H	TORO 5702-06-PRX-12H POP-UP SPRAY HEAD	13.00 ft	1.30
12F	TORO 5702-06-PRX-12F POP-UP SPRAY HEAD	13.00 ft	2.35
150	TORO 5702-06-PRX-150 POP-UP SPRAY HEAD	16.00 ft	1.04
15H	TORO 5702-06-PRX-15H POP-UP SPRAY HEAD	16.00 ft	1.30
15F	TORO 5702-06-PRX-15F POP-UP SPRAY HEAD	16.00 ft	2.02
15F	TORO 5702-06-PRX-15F POP-UP SPRAY HEAD	16.00 ft	4.20

1. THE IRRIGATION SYSTEM HEAD LAYOUT IS DESIGNED AND SHALL BE INSTALLED AND MAINTAINED TO MINIMIZE OVERSPRAY ONTO ROADWAYS. AFTER THE SYSTEM IS FLUSHED AND NOZZLED, THE ARCS SHALL BE SET TO MINIMIZE OVERSPRAY AND THE FLOW CONTROL/PRESSURE REGULATOR ON THE ZONE CONTROL VALVE SHALL BE ADJUSTED DOWN TO PREVENT ANY MISTING OR FOGGING, TO PRODUCE DRIPLETS OF WATER TO MINIMIZE THE EFFECT OF THE WIND THEREBY LIMITING OVERSPRAY AND WATER WASTE. CONTROLLER PROGRAMMING SHALL BE SET SO AS NOT TO ALLOW THE IRRIGATION TO CREATE ANY RUN OFF WHICH COULD CREATE WATER ON THE ROAD.
2. THE DESIGNER CANNOT BE HELD RESPONSIBLE FOR ANY MATTER, ACT, OR EFFECT ARISING FROM OVERSPRAY, BROKEN PIPES, HEADS OR NOZZLES. IN THE EVENT OF A BREAK OR BROKEN OFF HEAD OR NOZZLE, THE COMPONENT SHALL BE REPAIRED/REPLACED/CAPPED, OR ZONE TURNED OFF FROM AUTOMATIC OPERATION AS SOON AS POSSIBLE.
3. THE DESIGNER DOES NOT WARRANT THAT ALL EXISTING UNDERGROUND UTILITIES ARE SHOWN OR, IF SHOWN, ARE PROPERLY LOCATED ON THE PLANS, AND ARE EITHER IN SERVICE OR ABANDONED. THE CONTRACTOR SHALL CALL "SUNSHINE STATE ONE CALL" AT (800) 432-4770 TO VERIFY UTILITY LOCATIONS AT LEAST 48 HOURS PRIOR TO DIGGING. THE CONTRACTOR SHALL BE RESPONSIBLE TO CONTACT/LOCATE OTHER UTILITIES NOT SUBSCRIBING TO "SUNSHINE STATE ONE CALL". ALSO CALL (561) 641-3429, PALM BEACH COUNTY UTILITIES OR APPLICABLE LOCAL UTILITY AGENCY TO VERIFY LOCATIONS AND DEPTHS OF UNDERGROUND UTILITIES.
4. THE CONTRACTOR SHALL BE RESPONSIBLE FOR COORDINATING WITH ALL UTILITY COMPANIES AND RELEVANT GOVERNMENT DEPARTMENTS AND ENSURING ALL UTILITIES LOCATED ABOVE, ON, OR BELOW THE SURFACE OF THE SITE ARE PROPERLY DISCOVERED, IDENTIFIED, VERIFIED, AND FIELD LABELED, AND ENSURING THOSE SAME UTILITIES ARE AT ALL TIMES SAFELY CONTROLLED AND PROTECTED BY REASONABLE MEANS.
5. THESE PLANS HAVE BEEN PREPARED IN ACCORDANCE WITH AND ARE GOVERNED BY THE PALM BEACH COUNTY STREETSCAPE STANDARDS MANUAL, DATED AUGUST, 1999, AND SUPPLEMENTS. ALL ABOVE GROUND STRUCTURES SHOWN HEREIN ARE TO BE DESIGNED, INSTALLED AND MAINTAINED IN ACCORDANCE WITH THESE STANDARDS. THE CONTRACTOR SHALL REFER TO THESE STANDARDS FOR COMPLETE REQUIREMENTS.
6. CONTRACTOR SHALL ADHERE TO MINIMUM 4' CLEAR ZONE, MEASURED FROM CLOSEST OUTSIDE EDGE OF GUTTER, SUCH THAT ALL ABOVE GROUND EQUIPMENT INSTALLATIONS WILL BE OUTSIDE OF CLEAR ZONE.
7. LOCATE SPRINKLER HEADS 12" FROM BACK OF CURB. LOCATE IRRIGATION VALVE BOXES A MINIMUM 18" FROM BACK OF CURB.
8. ANY WORKERS, WORKED PERFORMED, EQUIPMENT, ECT. WITHIN THE TRAVEL WAY MUST HAVE A MAINTENANCE OF TRAFFIC PER F.B.D.T. INDEX IN PLACE PRIOR TO COMMENCING WORK.
9. ALL DAMAGED OCCURRED BY THE CONTRACTOR SHALL BE REPLACED PER PALM BEACH COUNTY AND/OR F.B.D.T. STANDARDS.



PIPE SIZING LEGEND	
PIPE SIZE	GPM
3/4"	0-10
1"	11-16
1-1/4"	17-28
1-1/2"	29-35
2"	36-55
2-1/2"	56-80
3"	81-130



40'  
Scale: 1" = 40'

DATE: _____ BY: _____ DESCRIPTION: _____				DATE: _____ BY: _____ DESCRIPTION: _____				DATE: _____ BY: _____ DESCRIPTION: _____				DATE: _____ BY: _____ DESCRIPTION: _____			
--	--	--	--	--	--	--	--	--	--	--	--	--	--	--	--

CHRISTOPHER L. SPAIN, C.I.D.  
2700 NE Ocean Terrace, Jupiter Beach, Florida 33457  
Phone (772) 550-1818 Fax (772) 550-1817

PALM BEACH COUNTY  
ENGINEERING AND PUBLIC WORKS  
STREETSCAPE SECTION  
WEST PALM BEACH, FLORIDA  
(407) 834-4100

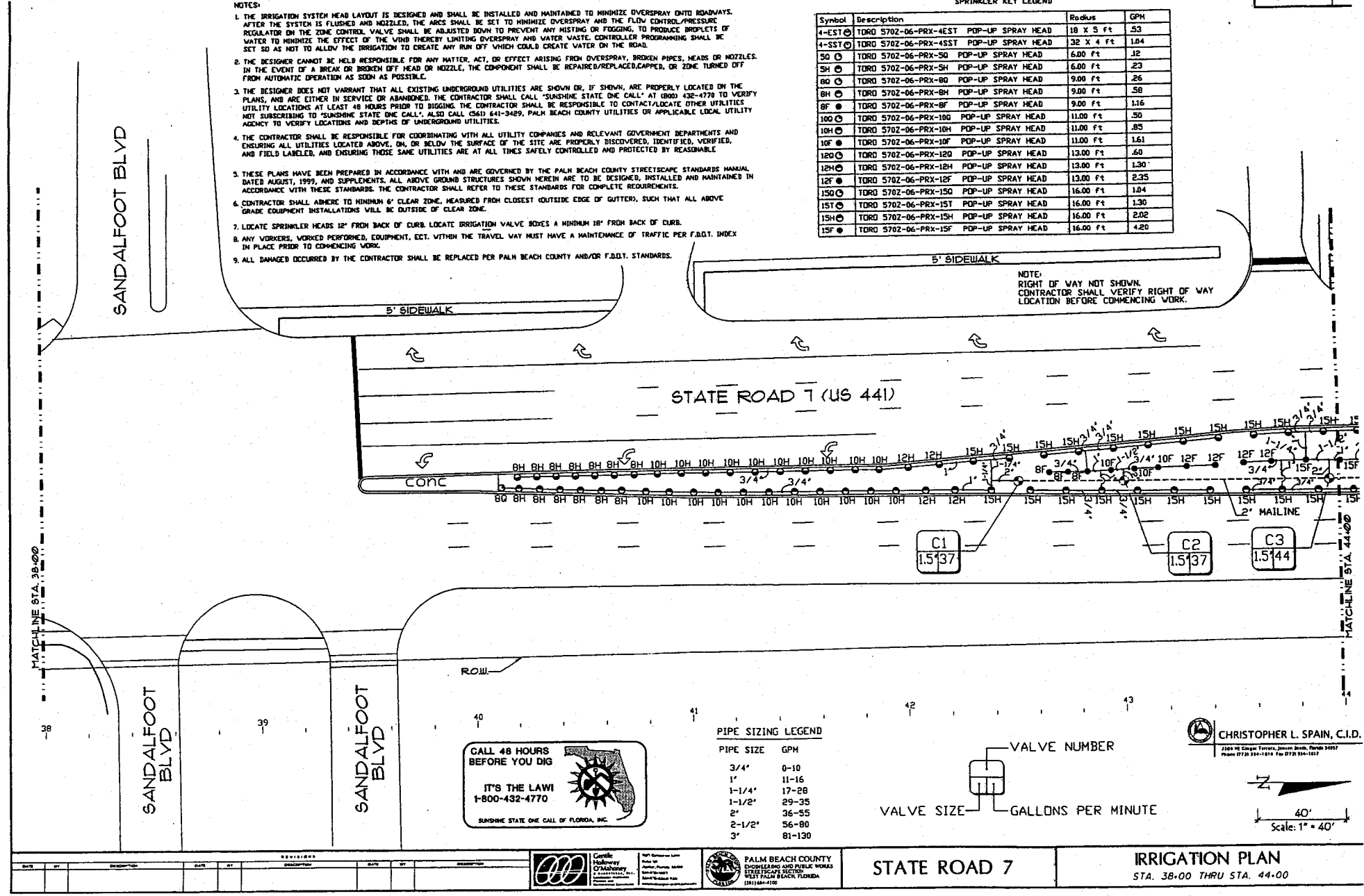
STATE ROAD 7

IRRIGATION PLAN  
STA. 32.00 THRU STA. 38.00

SPRINKLER KEY LEGEND

Symbol	Description	Radius	GPM
4-EST	TORO 5702-06-PRX-4EST POP-UP SPRAY HEAD	18 X 5 ft	.53
4-SST	TORO 5702-06-PRX-4SST POP-UP SPRAY HEAD	32 X 4 ft	1.04
50	TORO 5702-06-PRX-50 POP-UP SPRAY HEAD	6.00 ft	.12
5H	TORO 5702-06-PRX-5H POP-UP SPRAY HEAD	6.00 ft	.23
80	TORO 5702-06-PRX-80 POP-UP SPRAY HEAD	9.00 ft	.26
8H	TORO 5702-06-PRX-8H POP-UP SPRAY HEAD	9.00 ft	.58
8F	TORO 5702-06-PRX-8F POP-UP SPRAY HEAD	9.00 ft	1.16
100	TORO 5702-06-PRX-100 POP-UP SPRAY HEAD	11.00 ft	.50
10H	TORO 5702-06-PRX-10H POP-UP SPRAY HEAD	11.00 ft	.85
10F	TORO 5702-06-PRX-10F POP-UP SPRAY HEAD	11.00 ft	1.61
120	TORO 5702-06-PRX-120 POP-UP SPRAY HEAD	13.00 ft	.60
12H	TORO 5702-06-PRX-12H POP-UP SPRAY HEAD	13.00 ft	1.30
12F	TORO 5702-06-PRX-12F POP-UP SPRAY HEAD	13.00 ft	2.35
150	TORO 5702-06-PRX-150 POP-UP SPRAY HEAD	16.00 ft	1.04
15H	TORO 5702-06-PRX-15H POP-UP SPRAY HEAD	16.00 ft	1.30
15F	TORO 5702-06-PRX-15F POP-UP SPRAY HEAD	16.00 ft	2.02

- NOTES:
1. THE IRRIGATION SYSTEM HEAD LAYOUT IS DESIGNED AND SHALL BE INSTALLED AND MAINTAINED TO MINIMIZE OVERSPRAY ONTO ROADWAYS. AFTER THE SYSTEM IS FLUSHED AND NOZZLED, THE ARCS SHALL BE SET TO MINIMIZE OVERSPRAY AND THE FLOW CONTROL/PRESSURE REGULATOR ON THE ZONE CONTROL VALVE SHALL BE ADJUSTED DOWN TO PREVENT ANY MISTING OR FOGGING, TO PRODUCE DROPLETS OF WATER TO MINIMIZE THE EFFECT OF THE WIND THEREBY LIMITING OVERSPRAY AND WATER WASTE. CONTROLLER PROGRAMMING SHALL BE SET SO AS NOT TO ALLOW THE IRRIGATION TO CREATE ANY RUN OFF WHICH COULD CREATE WATER ON THE ROAD.
  2. THE DESIGNER CANNOT BE HELD RESPONSIBLE FOR ANY MATTER, ACT, OR EFFECT ARISING FROM OVERSPRAY, BROKEN PIPES, HEADS OR NOZZLES. IN THE EVENT OF A BREAK OR BROKEN OFF HEAD OR NOZZLE, THE COMPONENT SHALL BE REPAIRED/REPLACED/CAPPED, OR ZONE TURNED OFF FROM AUTOMATIC OPERATION AS SOON AS POSSIBLE.
  3. THE DESIGNER DOES NOT WARRANT THAT ALL EXISTING UNDERGROUND UTILITIES ARE SHOWN OR, IF SHOWN, ARE PROPERLY LOCATED ON THE PLANS, AND ARE EITHER IN SERVICE OR ABANDONED. THE CONTRACTOR SHALL CALL "SUNSHINE STATE ONE CALL" AT (800) 432-4770 TO VERIFY UTILITY LOCATIONS AT LEAST 48 HOURS PRIOR TO BIDDING. THE CONTRACTOR SHALL BE RESPONSIBLE TO CONTACT/LOCATE OTHER UTILITIES NOT SUBSCRIBING TO "SUNSHINE STATE ONE CALL". ALSO CALL (561) 641-3429, PALM BEACH COUNTY UTILITIES OR APPLICABLE LOCAL UTILITY AGENCY TO VERIFY LOCATIONS AND DEPTHS OF UNDERGROUND UTILITIES.
  4. THE CONTRACTOR SHALL BE RESPONSIBLE FOR COORDINATING WITH ALL UTILITY COMPANIES AND RELEVANT GOVERNMENT DEPARTMENTS AND ENSURING ALL UTILITIES LOCATED ABOVE, ON, OR BELOW THE SURFACE OF THE SITE ARE PROPERLY DISCOVERED, IDENTIFIED, VERIFIED, AND FIELD LABELED, AND ENSURING THOSE SAME UTILITIES ARE AT ALL TIMES SAFELY CONTROLLED AND PROTECTED BY REASONABLE MEANS.
  5. THESE PLANS HAVE BEEN PREPARED IN ACCORDANCE WITH AND ARE GOVERNED BY THE PALM BEACH COUNTY STREETSCAPE STANDARDS MANUAL DATED AUGUST, 1999, AND SUPPLEMENTS. ALL ABOVE GROUND STRUCTURES SHOWN HEREIN ARE TO BE DESIGNED, INSTALLED AND MAINTAINED IN ACCORDANCE WITH THESE STANDARDS. THE CONTRACTOR SHALL REFER TO THESE STANDARDS FOR COMPLETE REQUIREMENTS.
  6. CONTRACTOR SHALL ADHERE TO MINIMUM 6' CLEAR ZONE, MEASURED FROM CLOSEST OUTSIDE EDGE OF GUTTER, SUCH THAT ALL ABOVE GRADE EQUIPMENT INSTALLATIONS WILL BE OUTSIDE OF CLEAR ZONE.
  7. LOCATE SPRINKLER HEADS 12" FROM BACK OF CURB. LOCATE IRRIGATION VALVE BOXES A MINIMUM 18" FROM BACK OF CURB.
  8. ANY WORKERS, WORKED PERFORMED, EQUIPMENT, ECT. WITHIN THE TRAVEL WAY MUST HAVE A MAINTENANCE OF TRAFFIC PER F.D.O.T. INDEX.
  9. ALL DAMAGED OCCURRED BY THE CONTRACTOR SHALL BE REPLACED PER PALM BEACH COUNTY AND/OR F.D.O.T. STANDARDS.



NOTE:  
RIGHT OF WAY NOT SHOWN.  
CONTRACTOR SHALL VERIFY RIGHT OF WAY  
LOCATION BEFORE COMMENCING WORK.

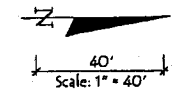
PIPE SIZING LEGEND

PIPE SIZE	GPM
3/4"	0-10
1"	11-16
1-1/4"	17-28
1-1/2"	29-35
2"	36-55
2-1/2"	56-80
3"	81-130

VALVE NUMBER



VALVE SIZE GALLONS PER MINUTE



CALL 48 HOURS  
BEFORE YOU DIG

IT'S THE LAW!  
1-800-432-4770

SUNSHINE STATE ONE CALL OF FLORIDA, INC.

CHRISTOPHER L. SPAIN, C.I.D.  
2165 NE Copley Terrace, Jupiter Beach, Florida 33457  
Phone 5720 534-1014 Fax 5720 534-1017

DATE	BY	DESCRIPTION	DATE	BY	DESCRIPTION	DATE	BY	DESCRIPTION

PALM BEACH COUNTY  
ENGINEERING AND PUBLIC WORKS  
STREETSCAPE SECTION  
WEST PALM BEACH, FLORIDA  
(305) 834-4100

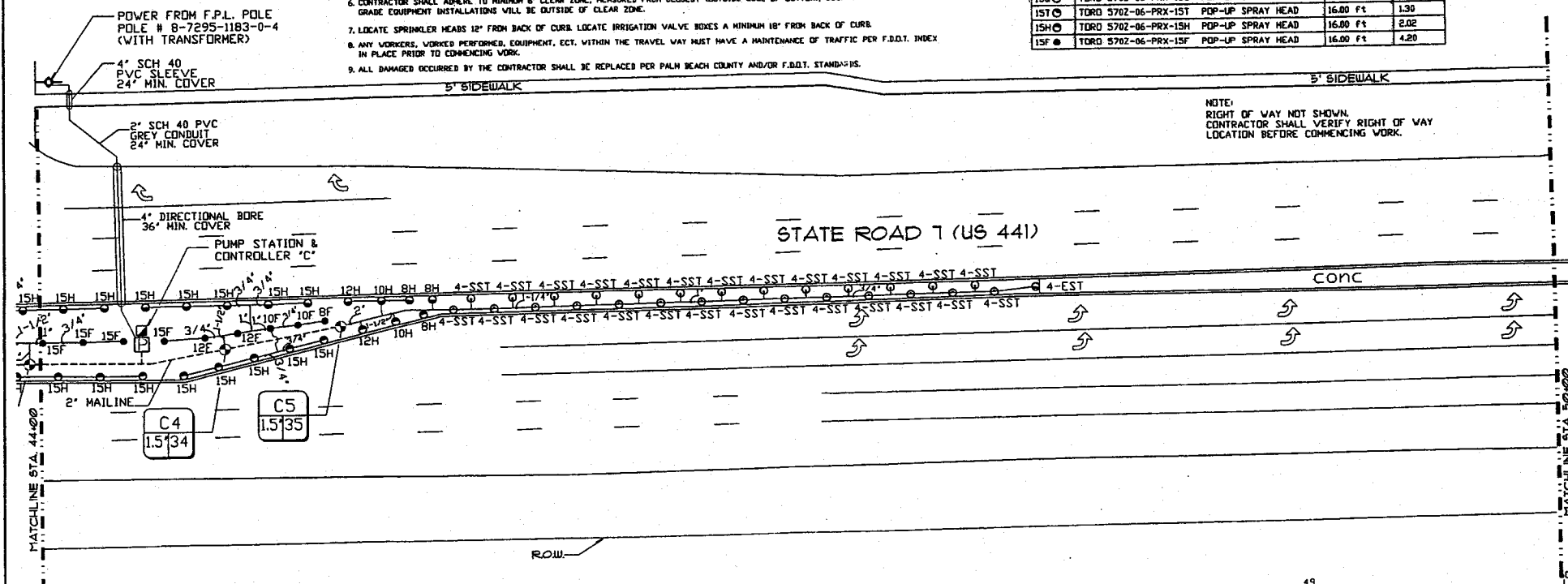
State Road 7

IRRIGATION PLAN  
STA. 38+00 THRU STA. 44+00

Symbol	Description	Radius	GPM
4-EST	TORD 5702-06-PRX-4EST POP-UP SPRAY HEAD	18 X 5 ft	.53
4-SST	TORD 5702-06-PRX-4SST POP-UP SPRAY HEAD	32 X 4 ft	1.04
50	TORD 5702-06-PRX-50 POP-UP SPRAY HEAD	6.00 ft	.12
5H	TORD 5702-06-PRX-5H POP-UP SPRAY HEAD	6.00 ft	.23
80	TORD 5702-06-PRX-80 POP-UP SPRAY HEAD	9.00 ft	.26
8H	TORD 5702-06-PRX-8H POP-UP SPRAY HEAD	9.00 ft	.58
8F	TORD 5702-06-PRX-8F POP-UP SPRAY HEAD	9.00 ft	1.16
100	TORD 5702-06-PRX-100 POP-UP SPRAY HEAD	11.00 ft	.50
10H	TORD 5702-06-PRX-10H POP-UP SPRAY HEAD	11.00 ft	.85
10F	TORD 5702-06-PRX-10F POP-UP SPRAY HEAD	11.00 ft	1.61
120	TORD 5702-06-PRX-120 POP-UP SPRAY HEAD	13.00 ft	.60
12H	TORD 5702-06-PRX-12H POP-UP SPRAY HEAD	13.00 ft	1.30
12F	TORD 5702-06-PRX-12F POP-UP SPRAY HEAD	13.00 ft	2.35
150	TORD 5702-06-PRX-150 POP-UP SPRAY HEAD	16.00 ft	1.04
15H	TORD 5702-06-PRX-15H POP-UP SPRAY HEAD	16.00 ft	1.30
15F	TORD 5702-06-PRX-15F POP-UP SPRAY HEAD	16.00 ft	2.02
15F	TORD 5702-06-PRX-15F POP-UP SPRAY HEAD	16.00 ft	4.20

NOTES

- THE IRRIGATION SYSTEM HEAD LAYOUT IS DESIGNED AND SHALL BE INSTALLED AND MAINTAINED TO MINIMIZE OVERSPRAY ONTO ROADWAYS. AFTER THE SYSTEM IS FLUSHED AND NOZZLED, THE ARCS SHALL BE SET TO MINIMIZE OVERSPRAY AND THE FLOW CONTROL PRESSURE REGULATOR ON THE ZONE CONTROL VALVE SHALL BE ADJUSTED DOWN TO PREVENT ANY MISTING OR FOGGING, TO PRODUCE DROPLETS OF WATER TO MINIMIZE THE EFFECT OF THE WIND THEREBY LIMITING OVERSPRAY AND WATER WASTE. CONTROLLER PROGRAMMING SHALL BE SET SO AS NOT TO ALLOW THE IRRIGATION TO CREATE ANY RUN OFF WHICH COULD CREATE WATER ON THE ROAD.
- THE DESIGNER CANNOT BE HELD RESPONSIBLE FOR ANY MATTER, ACT, OR EFFECT ARISING FROM OVERSPRAY, BROKEN PIPES, HEADS OR NOZZLES. IN THE EVENT OF A BREAK OR BROKEN OFF HEAD OR NOZZLE, THE COMPONENT SHALL BE REPAIRED/REPLACED/CAPPED, OR ZONE TURNED OFF FROM AUTOMATIC OPERATION AS SOON AS POSSIBLE.
- THE DESIGNER DOES NOT WARRANT THAT ALL EXISTING UNDERGROUND UTILITIES ARE SHOWN OR, IF SHOWN, ARE PROPERLY LOCATED ON THE PLANS, AND ARE EITHER IN SERVICE OR ABANDONED. THE CONTRACTOR SHALL CALL "SUNSHINE STATE ONE CALL" AT (800) 432-4770 TO VERIFY UTILITY LOCATIONS AT LEAST 48 HOURS PRIOR TO DIGGING. THE CONTRACTOR SHALL BE RESPONSIBLE TO CONTACT/LOCATE OTHER UTILITIES NOT SUBSCRIBING TO "SUNSHINE STATE ONE CALL". ALSO CALL (561) 641-3489, PALM BEACH COUNTY UTILITIES OR APPLICABLE LOCAL UTILITY AGENCY TO VERIFY LOCATIONS AND DEPTHS OF UNDERGROUND UTILITIES.
- THE CONTRACTOR SHALL BE RESPONSIBLE FOR COORDINATING WITH ALL UTILITY COMPANIES AND RELEVANT GOVERNMENT DEPARTMENTS AND ENSURING ALL UTILITIES LOCATED ABOVE, ON, OR BELOW THE SURFACE OF THE SITE ARE PROPERLY DISCOVERED, IDENTIFIED, VERIFIED, AND FIELD LABELED, AND ENSURING THESE SAME UTILITIES ARE AT ALL TIMES SAFELY CONTROLLED AND PROTECTED BY REASONABLE MEANS.
- THESE PLANS HAVE BEEN PREPARED IN ACCORDANCE WITH AND ARE GOVERNED BY THE PALM BEACH COUNTY STREETSCAPE STANDARDS MANUAL, DATED AUGUST, 1999, AND SUPPLEMENTS. ALL ABOVE GROUND STRUCTURES SHOWN HEREIN ARE TO BE DESIGNED, INSTALLED AND MAINTAINED IN ACCORDANCE WITH THESE STANDARDS. THE CONTRACTOR SHALL REFER TO THESE STANDARDS FOR COMPLETE REQUIREMENTS.
- CONTRACTOR SHALL ADHERE TO MINIMUM 6' CLEAR ZONE, MEASURED FROM CLOSEST OUTSIDE EDGE OF GUTTER, SUCH THAT ALL ABOVE GRADE EQUIPMENT INSTALLATIONS WILL BE OUTSIDE OF CLEAR ZONE.
- LOCATE SPRINKLER HEADS 12" FROM BACK OF CURB. LOCATE IRRIGATION VALVE BOXES A MINIMUM 18" FROM BACK OF CURB.
- ANY WORKERS, WORKED PERFORMED, EQUIPMENT, ETC. WITHIN THE TRAVEL WAY MUST HAVE A MAINTENANCE OF TRAFFIC PER F.D.O.T. INDEX IN PLACE PRIOR TO COMMENCING WORK.
- ALL DAMAGED OCCURRED BY THE CONTRACTOR SHALL BE REPLACED PER PALM BEACH COUNTY AND/OR F.D.O.T. STANDARDS.



NOTE:  
RIGHT OF WAY NOT SHOWN.  
CONTRACTOR SHALL VERIFY RIGHT OF WAY  
LOCATION BEFORE COMMENCING WORK.

CALL 48 HOURS  
BEFORE YOU DIG  
IT'S THE LAW!  
1-800-432-4770  
SUNSHINE STATE ONE CALL OF FLORIDA, INC.

PIPE SIZING LEGEND

PIPE SIZE	GPM
3/4"	0-10
1"	11-16
1-1/4"	17-28
1-1/2"	29-35
2"	36-55
2-1/2"	56-80
3"	81-130

VALVE NUMBER

VALVE SIZE GALLONS PER MINUTE

CHRISTOPHER L. SPAIN, C.I.D.  
2200 NE GUSTAV TERRACE, JUPITER BEACH, FLORIDA 33457  
Phone (772) 514-1010 Fax (772) 551-1017

40'  
Scale: 1" = 40'

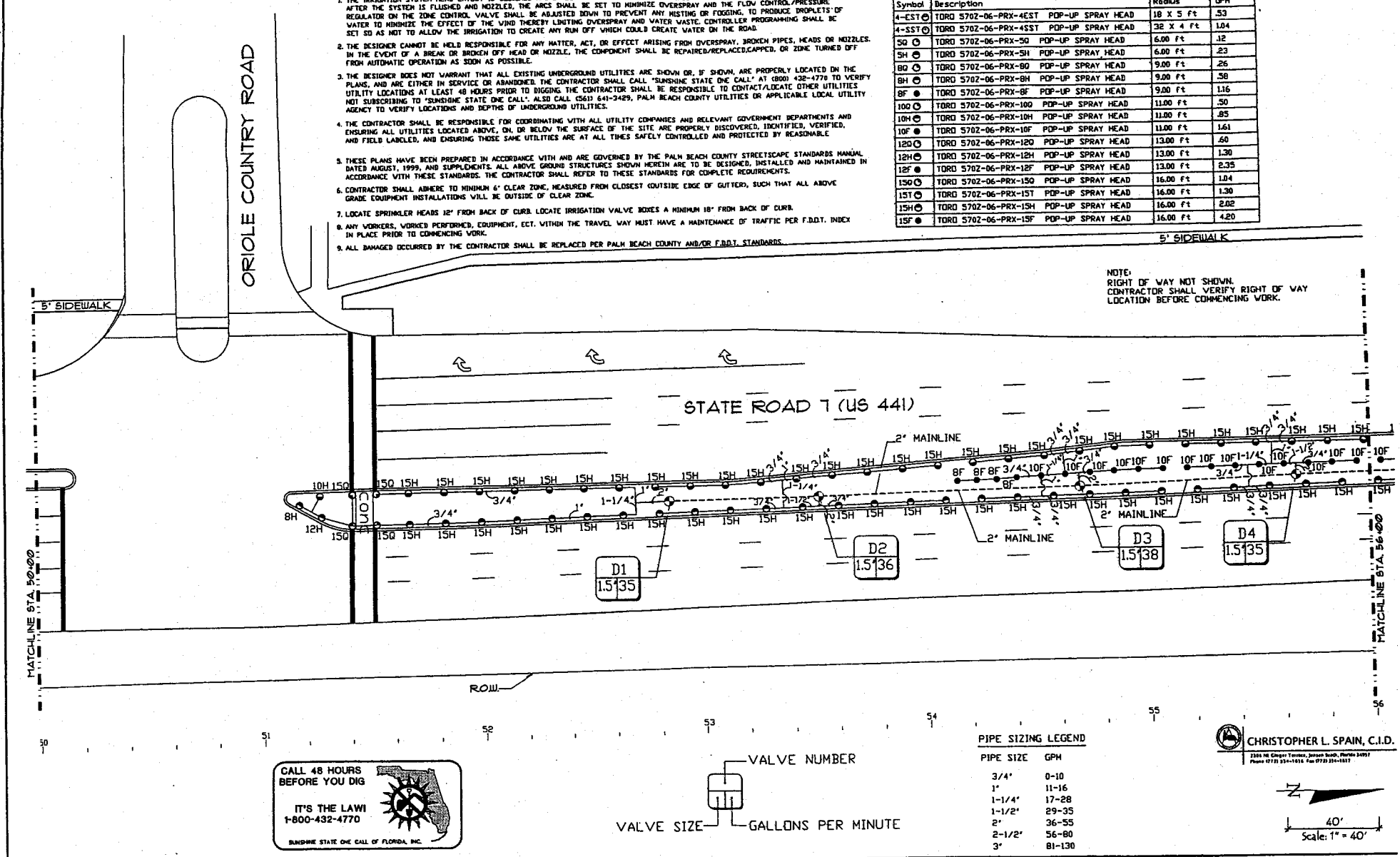
				<b>STATE ROAD 7</b>		<b>IRRIGATION PLAN</b> STA. 44.00 THRU STA. 50.00	
--	--	--	--	---------------------	--	--	--

Symbol	Description	Radius	GPM
4-EST	TORO 5702-06-PRX-4EST POP-UP SPRAY HEAD	18 X 5 ft	.53
4-SST	TORO 5702-06-PRX-4SST POP-UP SPRAY HEAD	32 X 4 ft	1.04
50	TORO 5702-06-PRX-50 POP-UP SPRAY HEAD	6.00 ft	.12
5H	TORO 5702-06-PRX-5H POP-UP SPRAY HEAD	6.00 ft	.23
80	TORO 5702-06-PRX-80 POP-UP SPRAY HEAD	9.00 ft	.26
8H	TORO 5702-06-PRX-8H POP-UP SPRAY HEAD	9.00 ft	.38
8F	TORO 5702-06-PRX-8F POP-UP SPRAY HEAD	9.00 ft	1.16
100	TORO 5702-06-PRX-100 POP-UP SPRAY HEAD	11.00 ft	.50
10H	TORO 5702-06-PRX-10H POP-UP SPRAY HEAD	11.00 ft	.85
10F	TORO 5702-06-PRX-10F POP-UP SPRAY HEAD	11.00 ft	1.61
120	TORO 5702-06-PRX-120 POP-UP SPRAY HEAD	13.00 ft	.60
12H	TORO 5702-06-PRX-12H POP-UP SPRAY HEAD	13.00 ft	1.30
12F	TORO 5702-06-PRX-12F POP-UP SPRAY HEAD	13.00 ft	2.35
150	TORO 5702-06-PRX-150 POP-UP SPRAY HEAD	16.00 ft	1.04
15H	TORO 5702-06-PRX-15H POP-UP SPRAY HEAD	16.00 ft	1.30
15F	TORO 5702-06-PRX-15F POP-UP SPRAY HEAD	16.00 ft	2.02

5' SIDEWALK

NOTE:  
RIGHT OF WAY NOT SHOWN.  
CONTRACTOR SHALL VERIFY RIGHT OF WAY  
LOCATION BEFORE COMMENCING WORK.

- NOTES:
1. THE IRRIGATION SYSTEM HEAD LAYOUT IS DESIGNED AND SHALL BE INSTALLED AND MAINTAINED TO MINIMIZE OVERSPRAY ONTO ROADWAYS. AFTER THE SYSTEM IS FLUSHED AND NOZZLED, THE ARCS SHALL BE SET TO MINIMIZE OVERSPRAY AND THE FLOW CONTROL/PRESSURE REGULATOR ON THE ZONE CONTROL VALVE SHALL BE ADJUSTED DOWN TO PREVENT ANY MISTING OR FOGGING. TO PRODUCE DROPLETS OF WATER TO MINIMIZE THE EFFECT OF THE WIND THEREBY LIMITING OVERSPRAY AND WATER WASTE. CONTROLLER PROGRAMMING SHALL BE SET SO AS NOT TO ALLOW THE IRRIGATION TO CREATE ANY RUN OFF WHICH COULD CREATE WATER ON THE ROAD.
  2. THE DESIGNER CANNOT BE HELD RESPONSIBLE FOR ANY MATTER, ACT, OR EFFECT ARISING FROM OVERSPRAY. BROKEN PIPES, HEADS OR NOZZLES. IN THE EVENT OF A BREAK OR BROKEN OFF HEAD OR NOZZLE, THE COMPONENT SHALL BE REPAIRED/REPLACED/CAAPPED, OR ZONE TURNED OFF FROM AUTOMATIC OPERATION AS SOON AS POSSIBLE.
  3. THE DESIGNER DOES NOT WARRANT THAT ALL EXISTING UNDERGROUND UTILITIES ARE SHOWN OR, IF SHOWN, ARE PROPERLY LOCATED ON THE PLANS, AND ARE EITHER IN SERVICE OR ABANDONED. THE CONTRACTOR SHALL CALL "SUNSHINE STATE ONE CALL" AT (800) 432-4770 TO VERIFY UTILITY LOCATIONS AT LEAST 48 HOURS PRIOR TO DIGGING. THE CONTRACTOR SHALL BE RESPONSIBLE TO CONTACT/LOCATE OTHER UTILITIES NOT SUBSCRIBING TO "SUNSHINE STATE ONE CALL". ALSO CALL (561) 641-3429, PALM BEACH COUNTY UTILITIES OR APPLICABLE LOCAL UTILITY AGENCY TO VERIFY LOCATIONS AND DEPTHS OF UNDERGROUND UTILITIES.
  4. THE CONTRACTOR SHALL BE RESPONSIBLE FOR COORDINATING WITH ALL UTILITY COMPANIES AND RELEVANT GOVERNMENT DEPARTMENTS AND ENSURING ALL UTILITIES LOCATED ABOVE, ON OR BELOW THE SURFACE OF THE SITE ARE PROPERLY DISCOVERED, IDENTIFIED, VERIFIED, AND FIELD LABELED, AND ENSURING THOSE SAME UTILITIES ARE AT ALL TIMES SAFELY CONTROLLED AND PROTECTED BY REASONABLE MEANS.
  5. THESE PLANS HAVE BEEN PREPARED IN ACCORDANCE WITH AND ARE GOVERNED BY THE PALM BEACH COUNTY STREETSCAPE STANDARDS MANUAL DATED AUGUST, 1999, AND SUPPLEMENTS. ALL ABOVE GROUND STRUCTURES SHOWN HEREIN ARE TO BE DESIGNED, INSTALLED AND MAINTAINED IN ACCORDANCE WITH THESE STANDARDS. THE CONTRACTOR SHALL REFER TO THESE STANDARDS FOR COMPLETE REQUIREMENTS.
  6. CONTRACTOR SHALL ADOPT TO MINIMUM 4' CLEAR ZONE, MEASURED FROM CLOSEST OUTSIDE EDGE OF GUTTER, SUCH THAT ALL ABOVE GRADE EQUIPMENT INSTALLATIONS WILL BE OUTSIDE OF CLEAR ZONE.
  7. LOCATE SPRINKLER HEADS 12" FROM BACK OF CURB. LOCATE IRRIGATION VALVE BOXES A MINIMUM 18" FROM BACK OF CURB.
  8. ANY WORKERS, WORKS PERFORMED, EQUIPMENT, ECT. WITHIN THE TRAVEL WAY MUST HAVE A MAINTENANCE OF TRAFFIC PER F.D.D.T. INDEX IN PLACE PRIOR TO COMMENCING WORK.
  9. ALL DAMAGES OCCURRED BY THE CONTRACTOR SHALL BE REPLACED PER PALM BEACH COUNTY AND/OR F.D.D.T. STANDARDS.



CALL 48 HOURS  
BEFORE YOU DIG

IT'S THE LAW!  
1-800-432-4770

SUNSHINE STATE ONE CALL OF FLORIDA, INC.

VALVE NUMBER

VALVE SIZE

GALLONS PER MINUTE

PIPE SIZING LEGEND

PIPE SIZE	GPM
3/4"	0-10
1"	11-16
1-1/4"	17-28
1-1/2"	29-35
2"	36-55
2-1/2"	56-80
3"	81-130

CHRISTOPHER L. SPAIN, C.I.D.

2385 NE Gentry Terrace, Jensen Beach, Florida 34957  
Phone (772) 334-1015 Fax (772) 334-1017

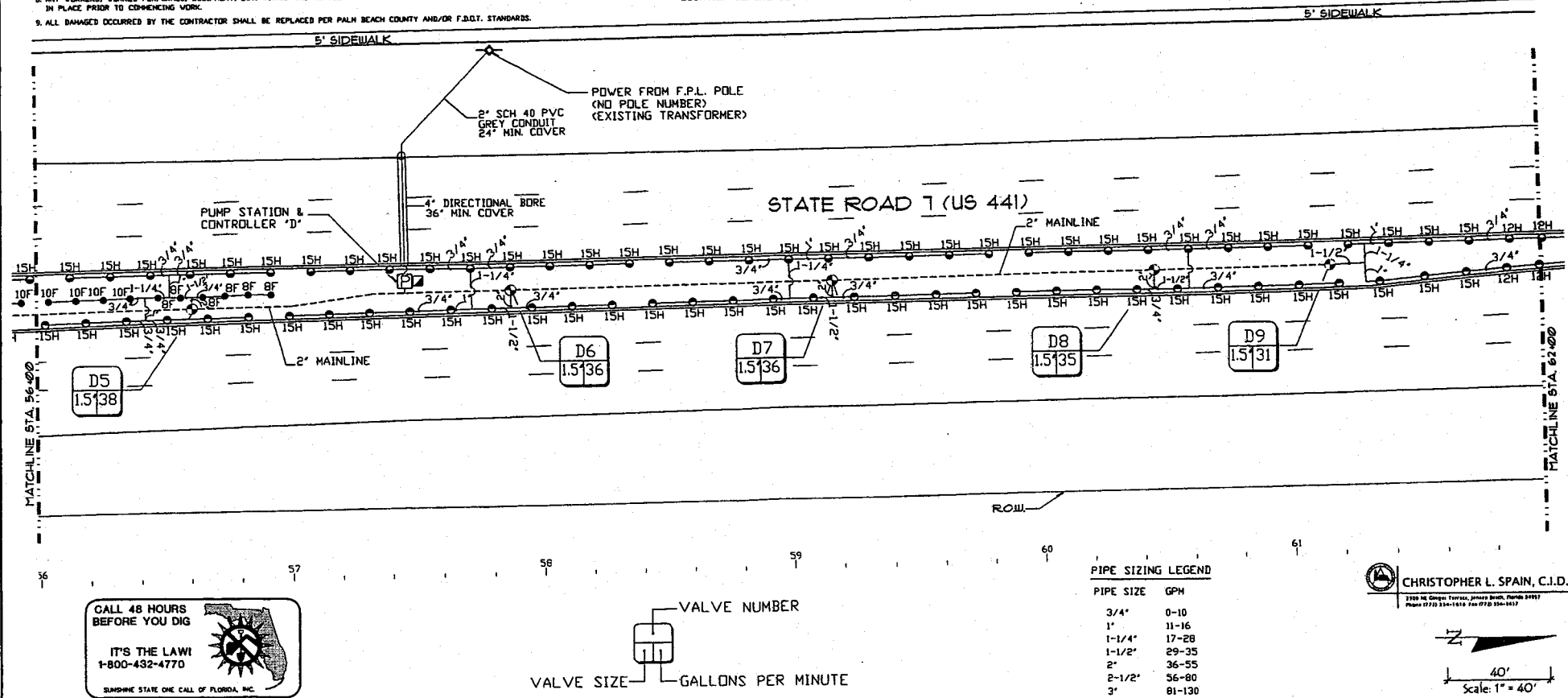
40'  
Scale: 1" = 40'

NOTES:

1. THE IRRIGATION SYSTEM HEAD LAYOUT IS DESIGNED AND SHALL BE INSTALLED AND MAINTAINED TO MINIMIZE OVERSPRAY ONTO ROADWAYS. AFTER THE SYSTEM IS FLUSHED AND NOZZLED, THE ARC SHALL BE SET TO MINIMIZE OVERSPRAY AND THE FLOW CONTROL PRESSURE REGULATOR ON THE ZONE CONTROL VALVE SHALL BE ADJUSTED DOWN TO PREVENT ANY MISTING OR FOGGING. TO PRODUCE DRIPLETS OF WATER TO MINIMIZE THE EFFECT OF THE WIND THEREBY LIMITING OVERSPRAY AND WATER WASTE. CONTROLLER PROGRAMMING SHALL BE SET SO AS NOT TO ALLOW THE IRRIGATION TO CREATE ANY RUN OFF WHICH COULD CREATE WATER ON THE ROAD.
2. THE DESIGNER CANNOT BE HELD RESPONSIBLE FOR ANY MATTER, ACT, OR EFFECT ARISING FROM OVERSPRAY, BROKEN PIPES, HEADS OR NOZZLES. IN THE EVENT OF A BREAK OR BROKEN OFF HEAD OR NOZZLE, THE COMPONENT SHALL BE REPAIRED/REPLACED/CAPPED, OR ZONE TURNED OFF FROM AUTOMATIC OPERATION AS SOON AS POSSIBLE.
3. THE DESIGNER DOES NOT WARRANT THAT ALL EXISTING UNDERGROUND UTILITIES ARE SHOWN OR, IF SHOWN, ARE PROPERLY LOCATED ON THE PLANS, AND ARE EITHER IN SERVICE OR ABANDONED. THE CONTRACTOR SHALL CALL "SUNSHINE STATE ONE CALL" AT (800) 432-4770 TO VERIFY UTILITY LOCATIONS AT LEAST 48 HOURS PRIOR TO DIGGING. THE CONTRACTOR SHALL BE RESPONSIBLE TO CONTACT/LOCATE OTHER UTILITIES NOT SUBSCRIBING TO "SUNSHINE STATE ONE CALL". ALSO CALL (561) 644-3489, PALM BEACH COUNTY UTILITIES OR APPLICABLE LOCAL UTILITY AGENCY TO VERIFY LOCATIONS AND DEPTHS OF UNDERGROUND UTILITIES.
4. THE CONTRACTOR SHALL BE RESPONSIBLE FOR COORDINATING WITH ALL UTILITY COMPANIES AND RELEVANT GOVERNMENT DEPARTMENTS AND ENSURING ALL UTILITIES LOCATED ABOVE, ON, OR BELOW THE SURFACE OF THE SITE ARE PROPERLY DISCOVERED, IDENTIFIED, VERIFIED, AND FIELD LABELED, AND ENSURING THOSE SAME UTILITIES ARE AT ALL TIMES SAFELY CONTROLLED AND PROTECTED BY REASONABLE.
5. THESE PLANS HAVE BEEN PREPARED IN ACCORDANCE WITH AND ARE GOVERNED BY THE PALM BEACH COUNTY STREETSCAPE STANDARDS MANUAL DATED AUGUST, 1999, AND SUPPLEMENTS. ALL ABOVE GROUND STRUCTURES SHOWN HEREIN ARE TO BE DESIGNED, INSTALLED AND MAINTAINED IN ACCORDANCE WITH THESE STANDARDS. THE CONTRACTOR SHALL REFER TO THESE STANDARDS FOR COMPLETE REQUIREMENTS.
6. CONTRACTOR SHALL ADHERE TO MINIMUM 6' CLEAR ZONE, MEASURED FROM CLOSEST OUTSIDE EDGE OF CUTTER, SUCH THAT ALL ABOVE GRADE EQUIPMENT INSTALLATIONS WILL BE OUTSIDE OF CLEAR ZONE.
7. LOCATE SPRINKLER HEADS 12" FROM BACK OF CURB. LOCATE IRRIGATION VALVE BOXES A MINIMUM 18" FROM BACK OF CURB.
8. ANY WORKERS, WORKED PERFORMED, EQUIPMENT, ECT. WITHIN THE TRAVEL WAY MUST HAVE A MAINTENANCE OF TRAFFIC PER F.D.O.T. INDEX IN PLACE PRIOR TO COMMENCING WORK.
9. ALL DAMAGED OCCURRED BY THE CONTRACTOR SHALL BE REPLACED PER PALM BEACH COUNTY AND/OR F.D.O.T. STANDARDS.

NOTE:  
RIGHT OF WAY NOT SHOWN.  
CONTRACTOR SHALL VERIFY RIGHT OF WAY  
LOCATION BEFORE COMMENCING WORK.

Symbol	Description	Radius	GPM
4-EST	TORD 5702-06-PRX-4EST POP-UP SPRAY HEAD	18 X 5 ft	53
4-SST	TORD 5702-06-PRX-4SST POP-UP SPRAY HEAD	32 X 4 ft	104
50	TORD 5702-06-PRX-50 POP-UP SPRAY HEAD	6.00 ft	12
5H	TORD 5702-06-PRX-5H POP-UP SPRAY HEAD	6.00 ft	23
80	TORD 5702-06-PRX-80 POP-UP SPRAY HEAD	9.00 ft	26
8H	TORD 5702-06-PRX-8H POP-UP SPRAY HEAD	9.00 ft	58
8F	TORD 5702-06-PRX-8F POP-UP SPRAY HEAD	9.00 ft	116
100	TORD 5702-06-PRX-100 POP-UP SPRAY HEAD	11.00 ft	50
10H	TORD 5702-06-PRX-10H POP-UP SPRAY HEAD	11.00 ft	85
10F	TORD 5702-06-PRX-10F POP-UP SPRAY HEAD	11.00 ft	161
120	TORD 5702-06-PRX-120 POP-UP SPRAY HEAD	13.00 ft	60
12H	TORD 5702-06-PRX-12H POP-UP SPRAY HEAD	13.00 ft	130
12F	TORD 5702-06-PRX-12F POP-UP SPRAY HEAD	13.00 ft	235
150	TORD 5702-06-PRX-150 POP-UP SPRAY HEAD	16.00 ft	104
15H	TORD 5702-06-PRX-15H POP-UP SPRAY HEAD	16.00 ft	130
15F	TORD 5702-06-PRX-15F POP-UP SPRAY HEAD	16.00 ft	202
15F	TORD 5702-06-PRX-15F POP-UP SPRAY HEAD	16.00 ft	420



CALL 48 HOURS  
BEFORE YOU DIG

IT'S THE LAW!  
1-800-432-4770

SUNSHINE STATE ONE CALL OF FLORIDA, INC.

VALVE NUMBER

VALVE SIZE

GALLONS PER MINUTE

PIPE SIZING LEGEND

PIPE SIZE	GPM
3/4"	0-10
1"	11-16
1-1/4"	17-28
1-1/2"	29-35
2"	36-55
2-1/2"	56-80
3"	81-130

CHRISTOPHER L. SPAIN, C.I.D.

2700 NE Ocean Terrace, Jupiter Beach, Florida 33477  
Phone (561) 724-1818 Fax (561) 724-1817

Scale: 1" = 40'



1. THE IRRIGATION SYSTEM HEAD, SUBMUT IS DESIGNED AND SHALL BE INSTALLED AND MAINTAINED TO MINIMIZE OVERSPRAY ONTO ROADWAYS. AFTER THE SYSTEM IS FLUSHED AND NOZZLED, THE ARCS SHALL BE SET TO MINIMIZE OVERSPRAY AND THE FLOW CONTROL/PRESSURE REGULATOR ON THE ZONE CONTROL VALVE SHALL BE ADJUSTED UPON TO PREVENT ANY MISTING OR FOGGING, TO PRODUCE DROPLETS OF WATER TO MINIMIZE THE EFFECT OF WIND AND WATER WASTE. THE CONTRACTOR SHALL BE RESPONSIBLE FOR PROGRAMMING SHALL BE SET AS NOT TO ALLOW THE IRRIGATION TO CREATE ANY RUN OFF WHICH COULD CREATE WATER ON THE ROAD.
2. THE DESIGNER CANNOT BE HELD RESPONSIBLE FOR ANY MATTER, ACT, OR EFFECT ARISING FROM OVERSPRAY, BROKEN PIPES, HEADS OR NOZZLES. IN THE EVENT OF A BREAK OR BROKEN OFF HEAD OR NOZZLE, THE COMPONENT SHALL BE REPAIRED/REPLACED/CAPPED, OR ZONE TURNED OFF FROM AUTOMATIC OPERATION AS SOON AS POSSIBLE.
3. THE DESIGNER DOES NOT WARRANT THAT ALL EXISTING UNDERGROUND UTILITIES ARE SHOWN OR, IF SHOWN, ARE PROPERLY LOCATED ON THE PLANS, AND ARE EITHER IN SERVICE OR ABANDONED. THE CONTRACTOR SHALL CALL "SUNSHINE STATE ONE CALL" AT (800) 423-4770 TO VERIFY LOCATIONS AT LEAST 48 HOURS PRIOR TO DIGGING. THE CONTRACTOR SHALL BE RESPONSIBLE TO CONTACT/LOCATE OTHER UTILITIES NOT SUBSCRIBING TO "SUNSHINE STATE ONE CALL". ALSO CALL (361) 641-3429, PALM BEACH COUNTY UTILITIES OR APPLICABLE LOCAL UTILITY AGENCY TO VERIFY LOCATIONS AND DEPTHS OF UNDERGROUND UTILITIES.
4. THE CONTRACTOR SHALL BE RESPONSIBLE FOR COORDINATING WITH ALL UTILITY COMPANIES AND RELEVANT GOVERNMENT DEPARTMENTS AND LABELING ALL UTILITIES ON THE PLANS, AND, IF DISCOVERED, THE CONTRACTOR SHALL BE RESPONSIBLE TO REPORT ANY DISCOVERY OF UTILITIES, AND FIELD LABELING, AND ENSURING THOSE SAME UTILITIES ARE AT ALL TIMES SAFELY COVERED AND PROTECTED BY REASONABLE MEANS.
5. THESE PLANS HAVE BEEN PREPARED IN ACCORDANCE WITH AND ARE GOVERNED BY THE PALM BEACH COUNTY STREETSCAPE STANDARDS MANUAL, DATED 1999, AND SUPPLEMENTS, AND ALL ABOVE GROUND STRUCTURES SHOWN HEREIN ARE TO BE DESIGNED, INSTALLED AND MAINTAINED IN ACCORDANCE WITH THESE STANDARDS. THE CONTRACTOR SHALL REFER TO THESE STANDARDS FOR COMPLETE REQUIREMENTS.
6. CONTRACTOR SHALL ADHERE TO MINIMUM 6" CLEAR ZONE, MEASURED FROM CLOSEST (OUTSIDE EDGE OF) GUTTER), SUCH THAT ALL ABOVE GRADE EQUIPMENT INSTALLATIONS WILL BE OUTSIDE OF CLEAR ZONE.
7. LOCATE SPRINKLER HEADS 12" FROM BACK OF CURB. LOCATE IRRIGATION VALVE BOXES A MINIMUM 18" FROM BACK OF CURB.
8. ANY WORKERS, WORKERS PERFORMED, EQUIPMENT, ETC. WITHIN THE TRAVEL WAY MUST HAVE A MAINTENANCE OF TRAFFIC P.F.D.T. INDEX IN PLACE PRIOR TO COMMENCING WORK.
9. ALL DAMAGED OCCURRED BY THE CONTRACTOR SHALL BE REPLACED PER PALM BEACH COUNTY AND/OR F.D.O.T. STANDARDS.

POWER FROM F.P.L. POLE  
(NO POLE NUMBER AND  
NO TRANSFORMER)

5' SIDEWALK

2" SCH 40 PVC-  
GREY CONDUIT  
24" MIN. COVER

POWER FROM F.P.L. POLE  
(NO POLE NUMBER AND  
NO TRANSFORMER)

STATE ROAD 7 (US 441)

COR

MATCH NE STA 62.00

MATCHLINE STA. 68+00

E1
1.535

Diagram illustrating a valve symbol. The symbol is a square divided into two horizontal sections. The top section contains a vertical line with a dot at the top, labeled "VALVE NUMBER". The bottom section contains two vertical lines, labeled "VALVE SIZE" and "GALLONS PER MINUTE".

**IT'S THE LAW**  
**1-800-432-4770**

SUNSHINE STATE ONE CALL OF FLORIDA, INC.

PIPE SIZE	GPM
3/4"	0-10
1"	11-16
1-1/4"	17-28
1-1/2"	29-35
2"	36-55
2-1/2"	56-80
3"	81-130

CHRISTOPHER L. SPAIN, C.I.D.

2205 Pk Cinger Terrace, Jensen Beach, Florida 34957  
Phone (772) 384-1616 Fax (772) 334-1817

REVISIONS					
DATE	BY	DESCRIPTION	DATE	BY	DESCRIPTION



**Gentle Hollow O'Mah**

**Ray**  
**Money**  
RAYSON, INC.  
JANUARY 1987



**PALM BEACH COUNTY**  
ENGINEERING AND PUBLIC WORKS  
STREETSCAPE SECTION  
WEST PALM BEACH, FLORIDA

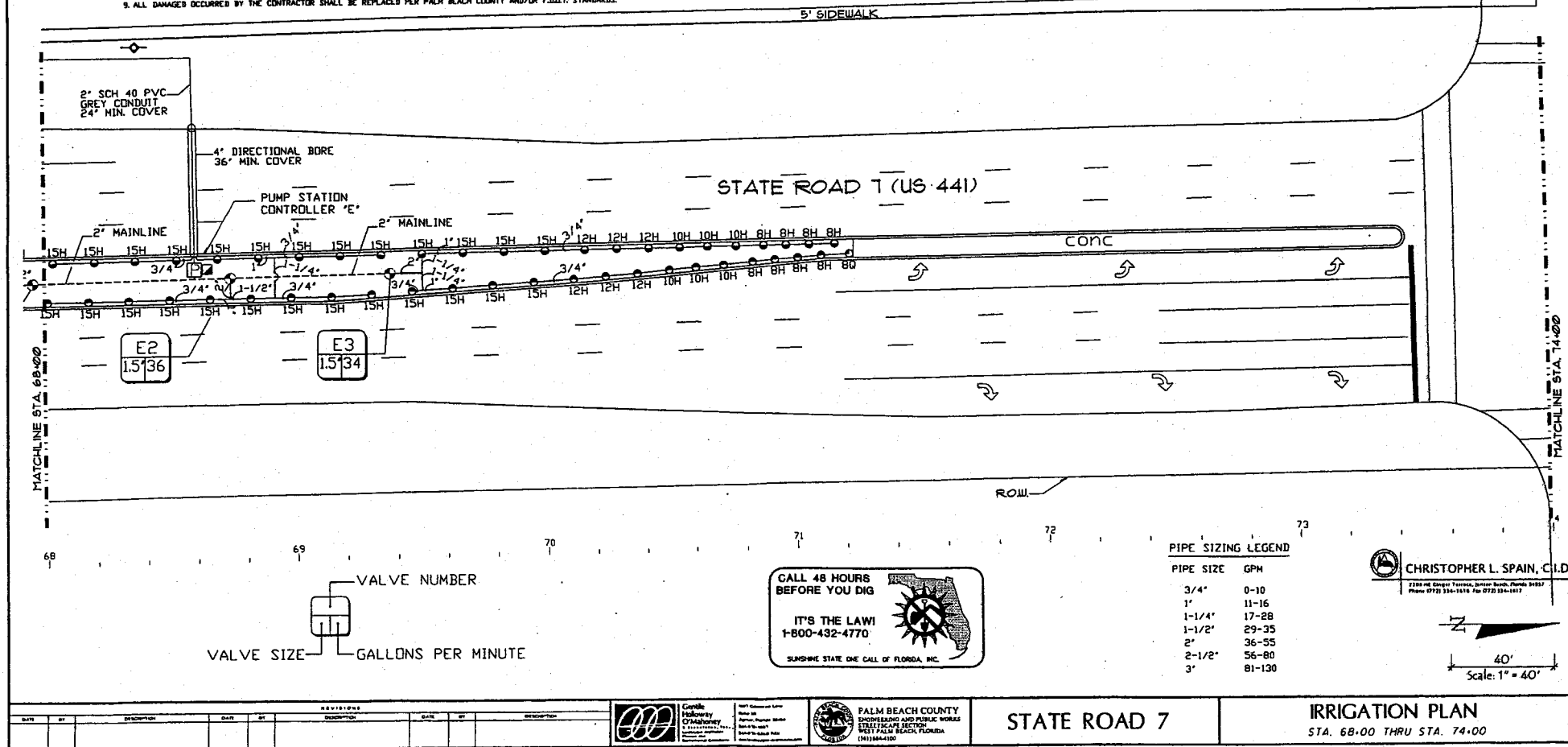
STATE ROAD 7

**IRRIGATION PLAN**  
STA. 62+00 THRU STA. 68+00

## NOTES

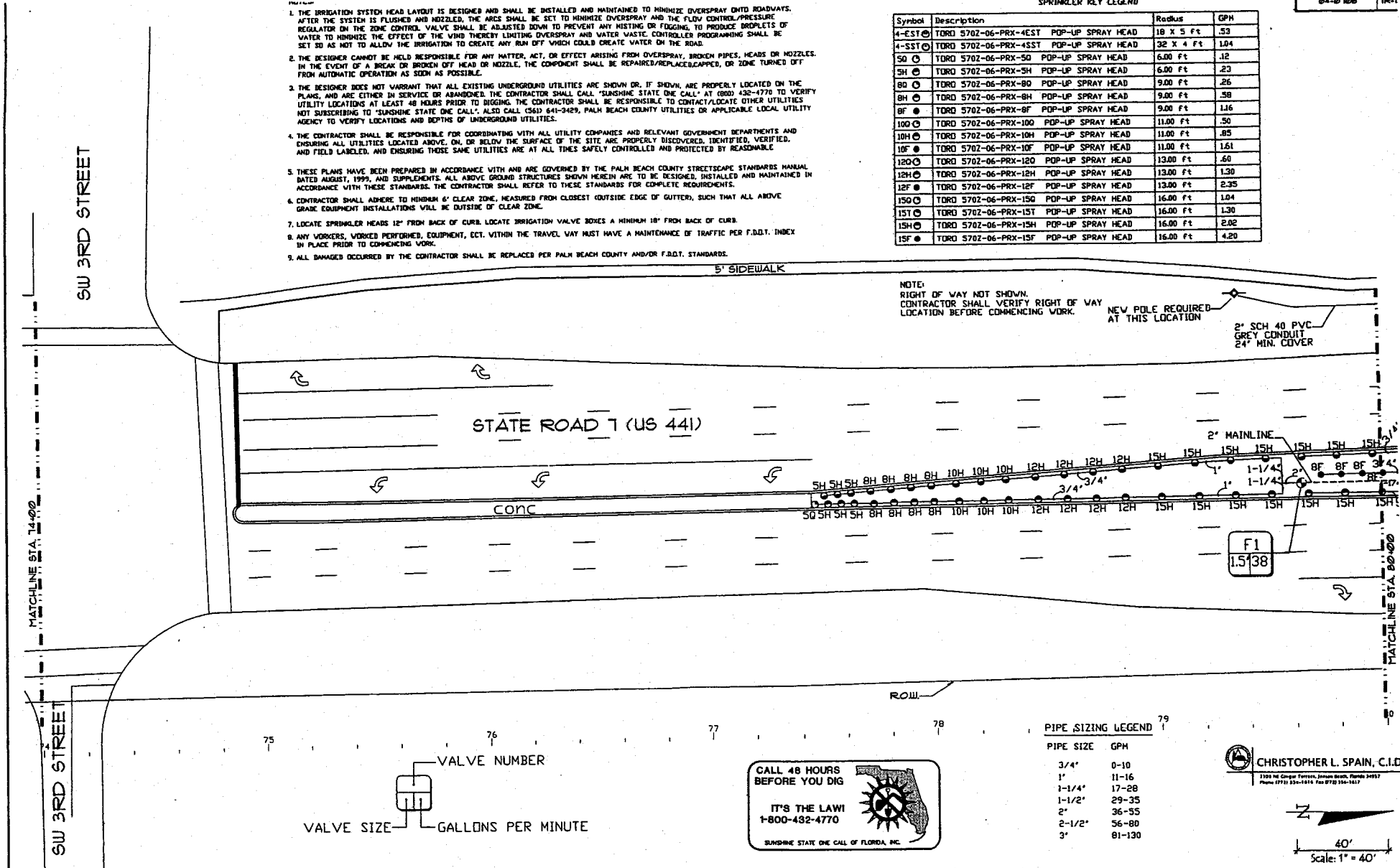
- RIGHT OF WAY NOT SHOWN.  
CONTRACTOR SHALL VERIFY RIGHT OF WAY  
LOCATION BEFORE COMMENCING WORK.

Symbol	Description	Radius	GPM
4-EST-0	TORD 5702-06-PRX-4EST POP-UP SPRAY HEAD	18 X 5 ft.	5.3
4-SST-0	TORD 5702-06-PRX-4SST POP-UP SPRAY HEAD	32 X 4 ft.	1.04
50 0	TORD 5702-06-PRX-50 POP-UP SPRAY HEAD	6.00 ft.	12
5H 0	TORD 5702-06-PRX-5H POP-UP SPRAY HEAD	6.00 ft.	.23
80 0	TORD 5702-06-PRX-80 POP-UP SPRAY HEAD	9.00 ft.	.26
8H 0	TORD 5702-06-PRX-8H POP-UP SPRAY HEAD	9.00 ft.	.58
8F 0	TORD 5702-06-PRX-8F POP-UP SPRAY HEAD	9.00 ft.	1.16
100 0	TORD 5702-06-PRX-100 POP-UP SPRAY HEAD	11.00 ft.	.50
10H 0	TORD 5702-06-PRX-10H POP-UP SPRAY HEAD	11.00 ft.	.65
10F 0	TORD 5702-06-PRX-10F POP-UP SPRAY HEAD	11.00 ft.	1.61
120 0	TORD 5702-06-PRX-120 POP-UP SPRAY HEAD	13.00 ft.	.60
12H 0	TORD 5702-06-PRX-12H POP-UP SPRAY HEAD	13.00 ft.	1.30
12F 0	TORD 5702-06-PRX-12F POP-UP SPRAY HEAD	13.00 ft.	2.35
150 0	TORD 5702-06-PRX-150 POP-UP SPRAY HEAD	16.00 ft.	1.04
15T 0	TORD 5702-06-PRX-15T POP-UP SPRAY HEAD	16.00 ft.	1.30
15H 0	TORD 5702-06-PRX-15H POP-UP SPRAY HEAD	16.00 ft.	2.02
15F 0	TORD 5702-06-PRX-15F POP-UP SPRAY HEAD	16.00 ft.	4.20



Symbol	Description	Radius	GPH
4-EST0	TORD 5702-06-PRX-4EST POP-UP SPRAY HEAD	18 X 5 ft	.53
4-SST0	TORD 5702-06-PRX-4SST POP-UP SPRAY HEAD	32 X 4 ft	.104
50 0	TORD 5702-06-PRX-50 POP-UP SPRAY HEAD	6.00 ft	.12
50 H	TORD 5702-06-PRX-50H POP-UP SPRAY HEAD	6.00 ft	.23
80 0	TORD 5702-06-PRX-80 POP-UP SPRAY HEAD	9.00 ft	.26
80 H	TORD 5702-06-PRX-80H POP-UP SPRAY HEAD	9.00 ft	.58
90 0	TORD 5702-06-PRX-90 POP-UP SPRAY HEAD	9.00 ft	1.16
100 0	TORD 5702-06-PRX-100 POP-UP SPRAY HEAD	11.00 ft	.50
100 H	TORD 5702-06-PRX-100H POP-UP SPRAY HEAD	11.00 ft	.85
10F 0	TORD 5702-06-PRX-10F POP-UP SPRAY HEAD	11.00 ft	1.61
120 0	TORD 5702-06-PRX-120 POP-UP SPRAY HEAD	13.00 ft	.60
120 H	TORD 5702-06-PRX-120H POP-UP SPRAY HEAD	13.00 ft	1.30
12F 0	TORD 5702-06-PRX-12F POP-UP SPRAY HEAD	13.00 ft	2.35
150 0	TORD 5702-06-PRX-150 POP-UP SPRAY HEAD	16.00 ft	1.04
15T 0	TORD 5702-06-PRX-15T POP-UP SPRAY HEAD	16.00 ft	1.30
15H 0	TORD 5702-06-PRX-15H POP-UP SPRAY HEAD	16.00 ft	2.02
15F 0	TORD 5702-06-PRX-15F POP-UP SPRAY HEAD	16.00 ft	4.20

1. THE IRRIGATION SYSTEM HEAD AND GUTTER IS DESIGNED AND SHALL BE INSTALLED AND MAINTAINED TO MINIMIZE OVERSPRAY DONT ROADWAYS. AFTER THE SYSTEM IS FLUSHED AND NOZZLED, THE ARCS SHALL BE SET TO MINIMIZE OVERSPRAY AND THE FLOW CONTROL/PRESSURE REGULATOR ON THE ZONE CONTROL VALVE SHALL BE ADJUSTED DOWN TO PREVENT ANY MISTING OR FOGGING, TO PRODUCE DROPLETS OF WATER TO MINIMIZE THE EFFECTS OF THE WIND ON OVERSPRAY AND WATER WASTE. CONTRACTOR PROGRAMMING SHALL BE SET TO AS NOT TO ALLOW THE IRRIGATION TO CREATE ANY RUN OFF WHICH COULD CREATE WATER ON THE ROAD.
2. THE DESIGNER CANNOT BE HELD RESPONSIBLE FOR ANY MATTER, ACT, OR EFFECT ARISING FROM OVERSPRAY, BROKEN PIPES, HEADS OR NOZZLES. IN THE EVENT OF A BREAK OR BROKEN OFF HEAD OR NOZZLE, THE COMPONENT SHALL BE REPAIRED/REPLACED/PIPED, OR ZONE TURNED OFF FROM AUTOMATIC OPERATION AS SOON AS POSSIBLE.
3. THE DESIGNER DOES NOT WARRANT THAT ALL EXISTING UNDERGROUND UTILITIES ARE SHOWN OR, IF SHOWN, ARE PROPERLY LOCATED ON THE PLANS. THE ARC EITHER IN SERVICE OR ABANDONED, THE CONTRACTOR SHALL CALL "SUNSHINE STATE ONE CALL" AT (800) 432-4770 TO VERIFY UTILITY LOCATIONS AT LEAST 48 HOURS PRIOR TO DIGGING. THE CONTRACTOR SHALL BE RESPONSIBLE TO CONTACT/LOCATE OTHER UTILITIES NOT SUBSCRIBING TO "SUNSHINE STATE ONE CALL". ALSO CALL (561) 641-3429, PALM BEACH COUNTY UTILITIES OR APPLICABLE LOCAL UTILITY AGENCY TO VERIFY LOCATIONS AND DEPTHS OF UNDERGROUND UTILITIES.
4. THE CONTRACTOR SHALL BE RESPONSIBLE FOR COORDINATING WITH ALL UTILITY COMPANIES AND RELEVANT GOVERNMENT DEPARTMENTS AND AGENCIES, UTILITIES, AND SUPPLEMENTS. ALL ABOVE GROUND UTILITIES ON THE SURFACE OF THE SITE ARE PROPERLY DISCOVERED, IDENTIFIED, VERIFIED, AND FIELD LABELED, AND ENSURING THOSE SAME UTILITIES ARE AT ALL TIMES SAFELY CONTROLLED AND PROTECTED BY REASONABLE.
5. THESE PLANS HAVE BEEN PREPARED IN ACCORDANCE WITH AND ARE COVERED BY THE PALM BEACH COUNTY LANDSCAPE STANDARDS MANUAL DATED AUGUST, 1999, AND SUPPLEMENTS. ALL ABOVE GROUND UTILITIES, WHEN HEREIN ARE TO BE DESIGNED, INSTALLED AND MAINTAINED IN ACCORDANCE WITH THESE STANDARDS. THE CONTRACTOR SHALL REFLECT TO THESE STANDARDS FOR COMPLETE REQUIREMENTS.
6. CONTRACTOR SHALL ADHERE TO MINIMUM 6' CLEAR ZONE, MEASURED FROM CLOSEST OUTSIDE EDGE OF GUTTER, SUCH THAT ALL ABOVE GRADE EQUIPMENT INSTALLATIONS WILL BE OUTSIDE OF CLEAR ZONE.
7. LOCATE SPRINKLER HEADS 12" FROM BACK OF CURB. LOCATE IRRIGATION WATER BOXES A MINIMUM 18" FROM BACK OF CURB.
8. ANY WORKERS, WORKED PERFORMANCE, EQUIPMENT, ECT. WITHIN THE TRAVEL WAY MUST HAVE A MAINTENANCE OF TRAFFIC PER F.D.T.I. INDEX IN PLACE PRIOR TO COMMENCING WORK.
9. ALL DAMAGES OCCURRED BY THE CONTRACTOR SHALL BE REPLACED PER PALM BEACH COUNTY AND/OR F.D.T.I. STANDARDS.




PIPE SIZING LEGEND	
PIPE SIZE	GPM
3/4"	0-10
1"	11-16
1-1/4"	17-28
1-1/2"	29-35
2"	36-55
2-1/2"	56-80
3"	81-130

 **CHRISTOPHER L. SPAIN, C.I.D.**  
3108 NE Cinger Terrace, Jensen Beach, Florida 34957  
Phone (772) 334-1616 Fax (772) 356-1617

**CALL 48 HOURS  
BEFORE YOU DIG**

**IT'S THE LAW!  
1-800-432-4770**



**SUNSHINE STATE ONE CALL OF FLORIDA, INC.**

[illegible]

NOTES:

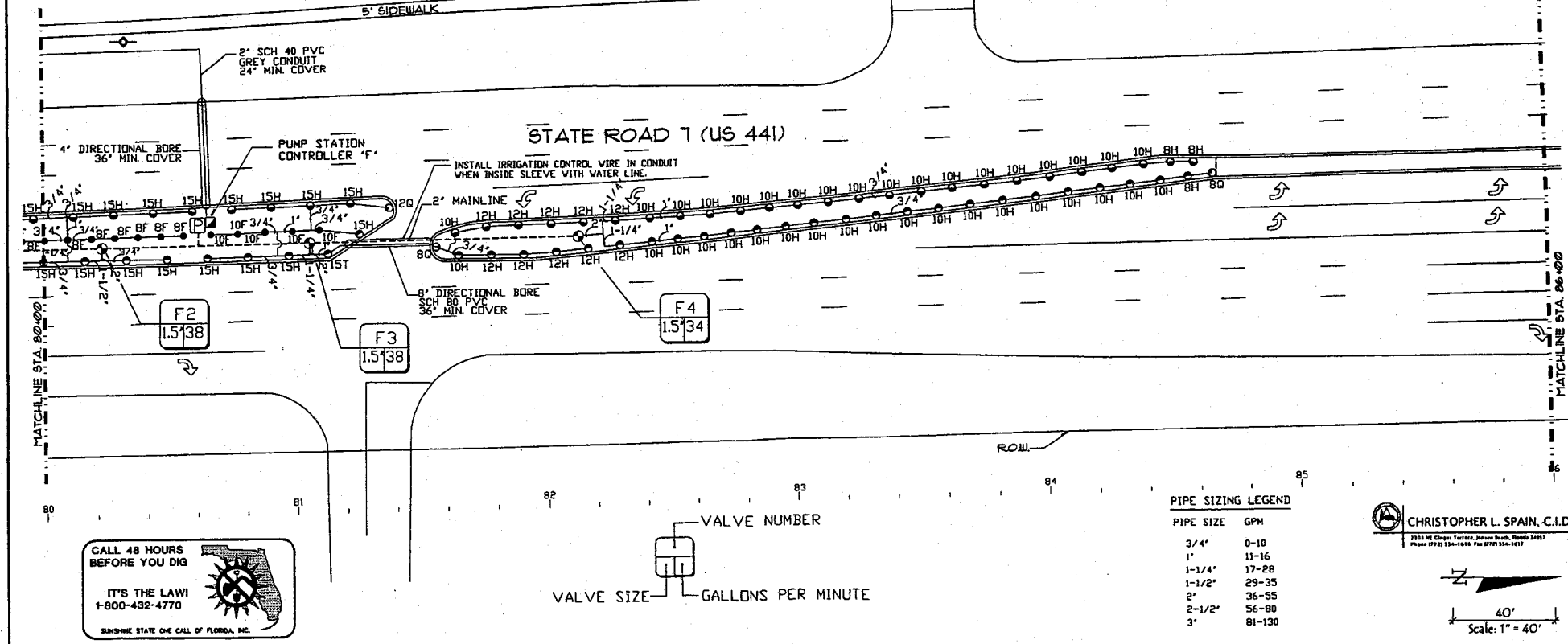
1. THE IRRIGATION SYSTEM HEAD LAYOUT IS DESIGNED AND SHALL BE INSTALLED AND MAINTAINED TO MINIMIZE OVERSPRAY ONTO ROADWAYS. AFTER THE SYSTEM IS FLUSHED AND NOZZLED, THE ARC SHALL BE SET TO MINIMIZE OVERSPRAY AND THE FLOW CONTROL/PRESSURE REGULATOR ON THE ZONE CONTROL VALVE SHALL BE ADJUSTED DOWN TO PREVENT ANY MISTING OR FOGGING. TO PRODUCE DROPLETS OF WATER TO MINIMIZE THE EFFECT OF THE WIND THEREBY LIMITING OVERSPRAY AND WATER WASTE. CONTROLLER PROGRAMMING SHALL BE SET SO AS NOT TO ALLOW THE IRRIGATION TO CREATE ANY RUN OFF WHICH COULD CREATE WATER ON THE ROAD.
2. THE DESIGNER CANNOT BE HELD RESPONSIBLE FOR ANY MATTER, ACT, OR EFFECT ARISING FROM OVERSPRAY, BROKEN PIPES, HEADS OR NOZZLES. IN THE EVENT OF A BREAK OR BROKEN OFF HEAD OR NOZZLE, THE COMPONENT SHALL BE REPAIRED/REPLACED/CAPPED, OR ZONE TURNED OFF FROM AUTOMATIC OPERATION AS SOON AS POSSIBLE.
3. THE DESIGNER DOES NOT WARRANT THAT ALL EXISTING UNDERGROUND UTILITIES ARE SHOWN OR, IF SHOWN, ARE PROPERLY LOCATED ON THE PLANS, AND ARE EITHER IN SERVICE OR ABANDONED. THE CONTRACTOR SHALL CALL "SUNSHINE STATE ONE CALL" AT (800) 432-4770 TO VERIFY UTILITY LOCATIONS AT LEAST 48 HOURS PRIOR TO DIGGING. THE CONTRACTOR SHALL BE RESPONSIBLE TO CONTACT/LOCATE OTHER UTILITIES NOT SUBSCRIBING TO "SUNSHINE STATE ONE CALL". ALSO CALL (561) 641-3429, PALM BEACH COUNTY UTILITIES OR APPLICABLE LOCAL UTILITY AGENCY TO VERIFY LOCATIONS AND DEPTHS OF UNDERGROUND UTILITIES.
4. THE CONTRACTOR SHALL BE RESPONSIBLE FOR COORDINATING WITH ALL UTILITY COMPANIES AND RELEVANT GOVERNMENT DEPARTMENTS AND ENSURING ALL UTILITIES LOCATED ABOVE, ON, OR BELOW THE SURFACE OF THE SITE ARE PROPERLY DISCOVERED, IDENTIFIED, VERIFIED, AND FIELD LABELED, AND ENSURING THOSE SAME UTILITIES ARE AT ALL TIMES SAFELY CONTROLLED AND PROTECTED BY REASONABLE MEANS.
5. THESE PLANS HAVE BEEN PREPARED IN ACCORDANCE WITH AND ARE GOVERNED BY THE PALM BEACH COUNTY STREETSCAPE STANDARDS MANUAL, DATED AUGUST, 1999, AND SUPPLEMENTS. ALL ABOVE GROUND STRUCTURES SHOWN HEREIN ARE TO BE DESIGNED, INSTALLED AND MAINTAINED IN ACCORDANCE WITH THESE STANDARDS. THE CONTRACTOR SHALL REFER TO THESE STANDARDS FOR COMPLETE REQUIREMENTS.
6. CONTRACTOR SHALL ADHERE TO MINIMUM 6' CLEAR ZONE, MEASURED FROM CLOSEST OUTSIDE EDGE OF GUTTER, SUCH THAT ALL ABOVE GRADE EQUIPMENT INSTALLATIONS WILL BE OUTSIDE OF CLEAR ZONE.
7. LOCATE SPRINKLER HEADS 12" FROM BACK OF CURB. LOCATE IRRIGATION VALVE BOXES A MINIMUM 18" FROM BACK OF CURB.
8. ANY WORKERS, WORKED PERFORMED, EQUIPMENT, ECT. WITHIN THE TRAVEL WAY MUST HAVE A MAINTENANCE OF TRAFFIC PER F.B.D.T. INDEX IN PLACE PRIOR TO COMMENCING WORK.
9. ALL DAMAGED OCCURRED BY THE CONTRACTOR SHALL BE REPLACED PER PALM BEACH COUNTY AND/OR F.B.D.T. STANDARDS.

Symbol	Description	Radius	GPM
4-EST	TORO 5702-06-PRX-4EST POP-UP SPRAY HEAD	18 X 5 ft	53
4-SST	TORO 5702-06-PRX-4SST POP-UP SPRAY HEAD	32 X 4 ft	104
50	TORO 5702-06-PRX-50 POP-UP SPRAY HEAD	6.00 ft	12
5H	TORO 5702-06-PRX-5H POP-UP SPRAY HEAD	6.00 ft	23
80	TORO 5702-06-PRX-80 POP-UP SPRAY HEAD	9.00 ft	26
8H	TORO 5702-06-PRX-8H POP-UP SPRAY HEAD	9.00 ft	50
8F	TORO 5702-06-PRX-8F POP-UP SPRAY HEAD	9.00 ft	116
100	TORO 5702-06-PRX-100 POP-UP SPRAY HEAD	11.00 ft	50
10H	TORO 5702-06-PRX-10H POP-UP SPRAY HEAD	11.00 ft	85
10F	TORO 5702-06-PRX-10F POP-UP SPRAY HEAD	11.00 ft	161
120	TORO 5702-06-PRX-120 POP-UP SPRAY HEAD	13.00 ft	50
12H	TORO 5702-06-PRX-12H POP-UP SPRAY HEAD	13.00 ft	130
12F	TORO 5702-06-PRX-12F POP-UP SPRAY HEAD	13.00 ft	235
150	TORO 5702-06-PRX-150 POP-UP SPRAY HEAD	16.00 ft	104
15T	TORO 5702-06-PRX-15T POP-UP SPRAY HEAD	16.00 ft	130
15H	TORO 5702-06-PRX-15H POP-UP SPRAY HEAD	16.00 ft	202
15F	TORO 5702-06-PRX-15F POP-UP SPRAY HEAD	16.00 ft	420

5' SIDEWALK

NOTE:  
RIGHT OF WAY NOT SHOWN.  
CONTRACTOR SHALL VERIFY RIGHT OF WAY  
LOCATION BEFORE COMMENCING WORK.

PALMETTO  
PROFESSIONAL  
PARK



CALL 48 HOURS  
BEFORE YOU DIG

IT'S THE LAW!  
1-800-432-4770

SUNSHINE STATE ONE CALL OF FLORIDA, INC.

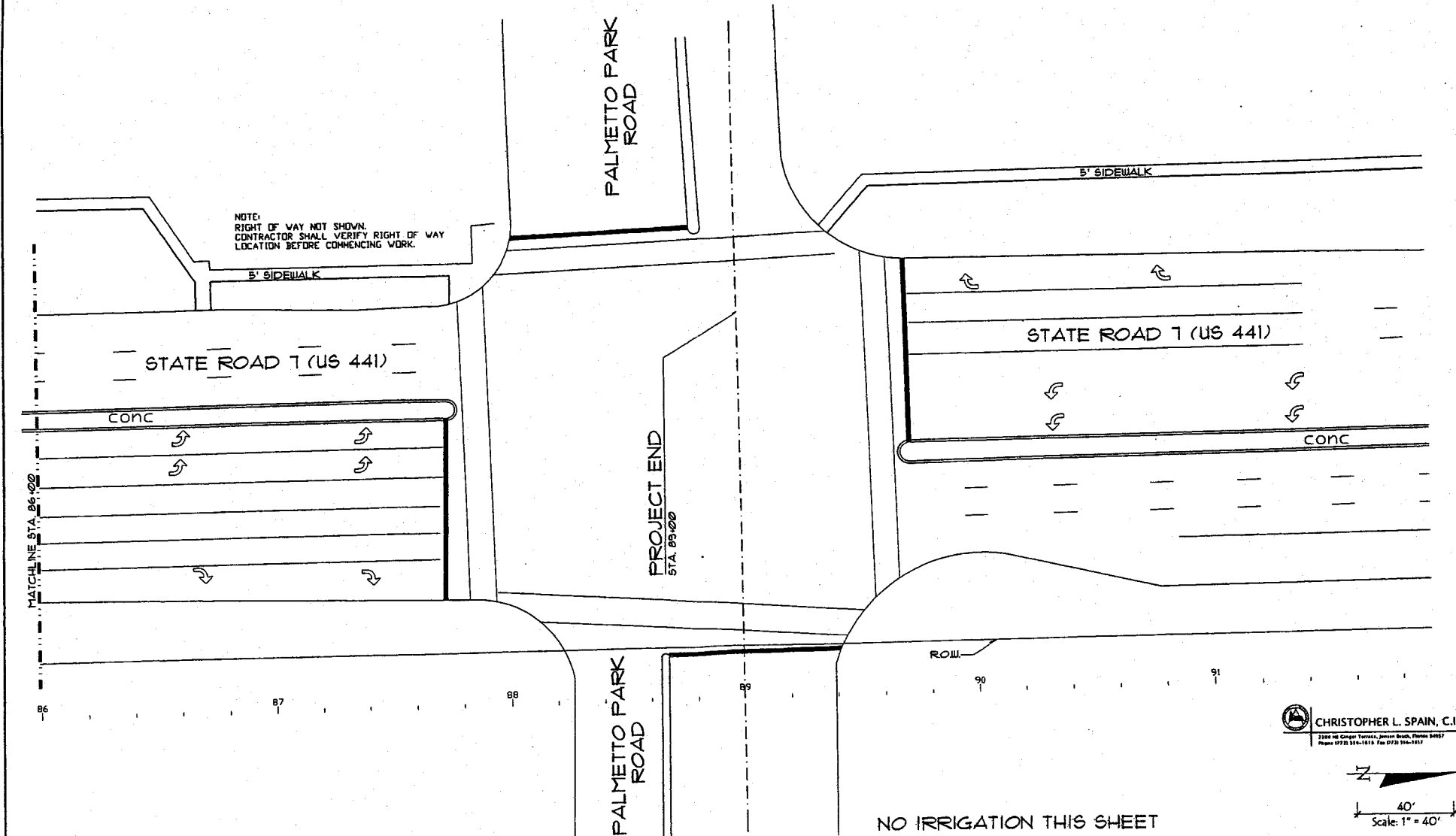
PIPE SIZING LEGEND

PIPE SIZE	GPM
3/4"	0-10
1"	11-16
1-1/4"	17-28
1-1/2"	29-35
2"	36-55
2-1/2"	56-80
3"	81-130

CHRISTOPHER L. SPAIN, C.I.D.

2103 NE COUNTRY TRAIL, SUITE 200, PALM BEACH, FLORIDA 33411  
Phone (561) 844-1010 Fax (561) 844-1011

Scale: 1" = 40'

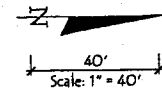


NOTE:  
RIGHT OF WAY NOT SHOWN.  
CONTRACTOR SHALL VERIFY RIGHT OF WAY  
LOCATION BEFORE COMMENCING WORK.



MATCHLINE STA. 86+00

PROJECT END  
STA. 89+00

 **CHRISTOPHER L. SPAIN, C.I.D.**  
2300 NE GINGER TERRACE, JUPITER BEACH, FLORIDA 33407  
Phone: 561-733-1414 Fax: 561-733-1415



NO IRRIGATION THIS SHEET

<b>REVISIONS</b> <table border="1" style="width: 100%; border-collapse: collapse;"> <thead> <tr> <th>DATE</th> <th>BY</th> <th>DESCRIPTION</th> <th>DATE</th> <th>BY</th> <th>DESCRIPTION</th> </tr> </thead> <tbody> <tr><td> </td><td> </td><td> </td><td> </td><td> </td><td> </td></tr> <tr><td> </td><td> </td><td> </td><td> </td><td> </td><td> </td></tr> <tr><td> </td><td> </td><td> </td><td> </td><td> </td><td> </td></tr> </tbody> </table>				DATE	BY	DESCRIPTION	DATE	BY	DESCRIPTION																			 Scale: 1" = 40'	 PALM BEACH COUNTY ENGINEERING AND PUBLIC WORKS STREETSCAPE SECTION WEST PALM BEACH, FLORIDA (561) 844-4100	<b>STATE ROAD 7</b>	<b>IRRIGATION PLAN</b> STA. 86+00 THRU STA. 89+00
DATE	BY	DESCRIPTION	DATE	BY	DESCRIPTION																										

MATERIAL QUANTITY

Irrigation Heads

Quantity	Symbol	Description	Radius
1	4-EST	TORD 570Z-06-PRX-4EST POP-UP SPRAY HEAD	18 X 5 ft
27	4-SST	TORD 570Z-06-PRX-4SST POP-UP SPRAY HEAD	32 X 4 ft
4	50	TORD 570Z-06-PRX-50 POP-UP SPRAY HEAD	6.00 ft
26	5H	TORD 570Z-06-PRX-5H POP-UP SPRAY HEAD	6.00 ft
6	80	TORD 570Z-06-PRX-80 POP-UP SPRAY HEAD	9.00 ft
86	8H	TORD 570Z-06-PRX-8H POP-UP SPRAY HEAD	9.00 ft
24	8F	TORD 570Z-06-PRX-8F POP-UP SPRAY HEAD	9.00 ft
1	100	TORD 570Z-06-PRX-100 POP-UP SPRAY HEAD	11.00 ft
103	10H	TORD 570Z-06-PRX-10H POP-UP SPRAY HEAD	11.00 ft
28	10F	TORD 570Z-06-PRX-10F POP-UP SPRAY HEAD	11.00 ft
3	120	TORD 570Z-06-PRX-120 POP-UP SPRAY HEAD	13.00 ft
142	12H	TORD 570Z-06-PRX-12H POP-UP SPRAY HEAD	13.00 ft
6	12F	TORD 570Z-06-PRX-12F POP-UP SPRAY HEAD	13.00 ft
4	150	TORD 570Z-06-PRX-150 POP-UP SPRAY HEAD	16.00 ft
3	15T	TORD 570Z-06-PRX-15T POP-UP SPRAY HEAD	16.00 ft
297	15H	TORD 570Z-06-PRX-15H POP-UP SPRAY HEAD	16.00 ft
5	15F	TORD 570Z-06-PRX-15F POP-UP SPRAY HEAD	16.00 ft

Pipe (Mainline)

Quantity	Symbol	Description	Size
2,006 ft	-----	Schedule 40 PVC w/schedule 80 fittings, line guard metallic tape	2"
678 FT	---	Class 200 PVC w/ductile iron fittings, line guard metallic tape	2-1/2"

Pipe (Lateral)

Quantity	Symbol	Description	Size
285 ft	---	Schedule 40 PVC Pipe	2"
665 ft	---	Schedule 40 PVC Pipe	1-1/4"
8019 ft	---	Schedule 40 PVC Pipe	3/4"
1908 ft	---	Schedule 40 PVC Pipe	1"
291 ft	---	Schedule 40 PVC Pipe	1-1/2"

Pipe (Directional Bore)

Quantity	Symbol	Description	Size
160 ft	---	Directional Bore Pipe - HDPE	8"
310 ft	---	Directional Bore Pipe - HDPE	4"
70 ft	---	Directional Bore Pipe - HDPE	6"

Pipe (Sleeve)

Quantity	Symbol	Description	Size
20 ft	---	Schedule 40 PVC Pipe	4"

Conduit (Electrical Service)

Quantity	Symbol	Description	Size
1140 ft	---	Schedule 40 PVC Grey Pipe	2"

Pump Stations

Quantity	Symbol	Description	Size
6	[P]	Pump Station / Controller. See Detail	3 HP.

Valves

Quantity	Symbol	Description	Size
30	[V]	Irritrol 100 Series w/ Pressure Regulator & 12" Valve Box	1-1/2"

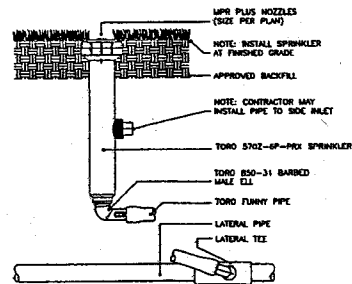
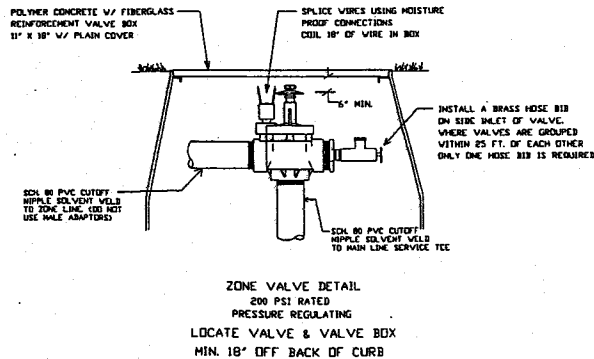
Wire (Low Voltage)

Quantity	Symbol	Description	Size
2800 ft	---	UF direct burial wire (Ground)	AWG 12
8200 ft	---	UF direct burial wire (Control)	AWG 14

NOTE: QUANTITIES GIVEN ARE FOR CONTRACTORS CONVENIENCE ONLY. THE ACCURACY IS NOT GUARANTEED. IT IS RECOMMENDED THAT ONE VERIFY ALL QUANTITIES.

NOTES:

1. PIPING:  
MAIN LINES: 2 INCH SCHEDULE 40 PVC W/ METALLIC MARKER TAPE 6" BELOW FINISHED GRADE.  
MAIN LINES: 2-1/2 INCH CLASS 200 PVC D-RING W/ METALLIC MARKER TAPE 6" BELOW FINISHED GRADE.  
ZONE LINES: PVC, 1/2" IS NOT USED, 3/4" & GREATER USE SCH. 40 PVC  
DIRECTIONAL BORING: BORING SHALL BE DONE IN ACCORDANCE WITH PALM BEACH COUNTY AND F.D.D.T. SPECIFICATIONS. PROVIDE OWNER WITH ALL BORE LOGS, DIRECTIONAL BORE "AS-BUILTS", UTILITY CROSSING EQUATIONS AND F.D.D.T. UTILITY CROSSING PERMITS THAT ARE REQUIRED.  
  
ALL SLEEVES UNDER VEHICULAR USE PAVEMENT SHALL BE SCH 80 WITH 36" MINIMUM COVER.  
ALL SLEEVES UNDER WALKWAYS SHALL BE SCH 40 WITH 24" MINIMUM COVER.  
FITTINGS: 2-1/2" OR LARGER MAIN LINES: DUCTILE IRON FITTINGS, 2" OR SMALLER MAIN LINES: SCHEDULE 80 PVC, ZONE LINES: SCH. 40 PVC  
FABRICATION SQUARE CUT, CLEAN ALL JOINTS. USE CLEANER ON ALL LATERALS. USE GRAY PVC CEMENT. FULLY ENGAGE ALL JOINTS.  
ALL FABRICATION SHALL BE TO MANUFACTURERS SPECS.  
ALLOW ALL MAIN LINES TO CURE FOR 24 HOURS BEFORE PRESSURING.  
ALL PIPE, FITTINGS, AND SOLVENTS TO CONFORM TO LATEST ASTM SPECS.
2. DEPTH OF LINES: MAIN LINE AND WIRING = 24" DEEP, MIN.  
RUN LINE GUARD METALLIC TAPE 6" BELOW FINISHED GRADE.  
SLEEVING UNDER PAVEMENT = 36" DEEP MIN.  
ZONE LINES = 18" DEEP MIN. FOR ALL ZONE LINES
3. CONTROL WIRES: AVG 14 FOR ALL HOT WIRES AND AVG 12 FOR COMMON.  
SOLID COPPER TYPE UF UL LISTED FOR DIRECT BURIAL.  
RUN UNDER MAINLINE, TAPED EVERY 10'.  
SPlice WIRES ONLY IN A VALVE BOX.  
ALL SPLICES SHALL BE MOISTURE PROOF USING DBY OR EQUAL TYPE CONNECTORS.  
RUN 2 SPARES FROM CONTROLLER IN EACH DIRECTION ALL AROUND MAIN IN ADDITION TO ANY SPARES AT STUBOUTS SHOWN, COMMON TO BE WHITE, SPARES BLACK, HOT WIRES COLOR CODED.
4. PRESSURE TEST MAIN LINES AT 100 PSI FOR 24 HOURS WITH A MAXIMUM ALLOWABLE LOSS OF 5 PSI. IF SYSTEM FAILS TEST, REPAIR & RETEST. TEST TO BE CONDUCTED IN PRESENCE OF PALM BEACH COUNTY REPRESENTATIVE.
5. BACKFILL ALL TRENCHES FREE OF DEBRIS, COMPACT TO ORIGINAL DENSITY, FLUSH ALL LINES, USE SCREENS IN ALL HEADS, ADJUST HEADS FOR PROPER COVERAGE AVOIDING EXCESS WATER ON WALLS, WALKS, PAVING, ETC.
6. ALL DETAILS ARE GRAPHICALLY SHOWN ONLY. ALL QUANTITIES SHALL BE VERIFIED BY CONTRACTOR PRIOR TO INSTALLATION. THIS SHALL BE THE CONTRACTORS RESPONSIBILITY TO ASSURE COMPLETE OVERLAPPING COVERAGE. ANY DISCREPANCIES SHALL BE REPORTED TO THE OWNER AND LANDSCAPE ARCHITECT BEFORE PROCEEDING. CODES AND LOCAL REGULATIONS SHALL TAKE PRECEDENCE OVER THESE PLANS, THE LANDSCAPE ARCHITECT/DISIGNER RESERVES THE RIGHT TO MAKE MINOR FIELD CHANGES, THE CONTRACTOR MAY FIELD ADJUST SPRAY NOZZLE SELECTION TO PROVIDE PROPER COVERAGE.
7. PROVIDE OWNER WITH AN ACCURATE "AS INSTALLED" PLAN AT COMPLETION SHOWING MAIN LINES, WIRING, VALVES, CROSSINGS, ETC. USING DIMENSIONS FROM FIXED DATUMS.
8. CONTRACTOR SHALL VERIFY ALL UNDERGROUND UTILITIES PRIOR TO COMMENCEMENT OF WORK.
9. IF EXISTING SIDEWALK IS REMOVED OR DAMAGED IN BORING OR CONSTRUCTION, IT SHALL BE REPLACED TO PALM BEACH COUNTY AND F.D.D.T. SPECIFICATIONS.
10. CONTRACTOR SHALL REFER TO THE ANNUAL ROADWAY LANDSCAPING CONTRACT SPECIFICATIONS AS THE GOVERNING SPECIFICATIONS.



FIXED-SPRAY SPRINKLER  
TORD 570Z-6P-PRX

SCALE: NOT TO SCALE



CHRISTOPHER L. SPAIN, C.I.D.  
2205 NE Century Turnpike, Suite 200, Fort Lauderdale, Florida 33325  
Phone (772) 534-1515 Fax (772) 534-1517

DATE	BY	DESCRIPTION	DATE	BY	DESCRIPTION



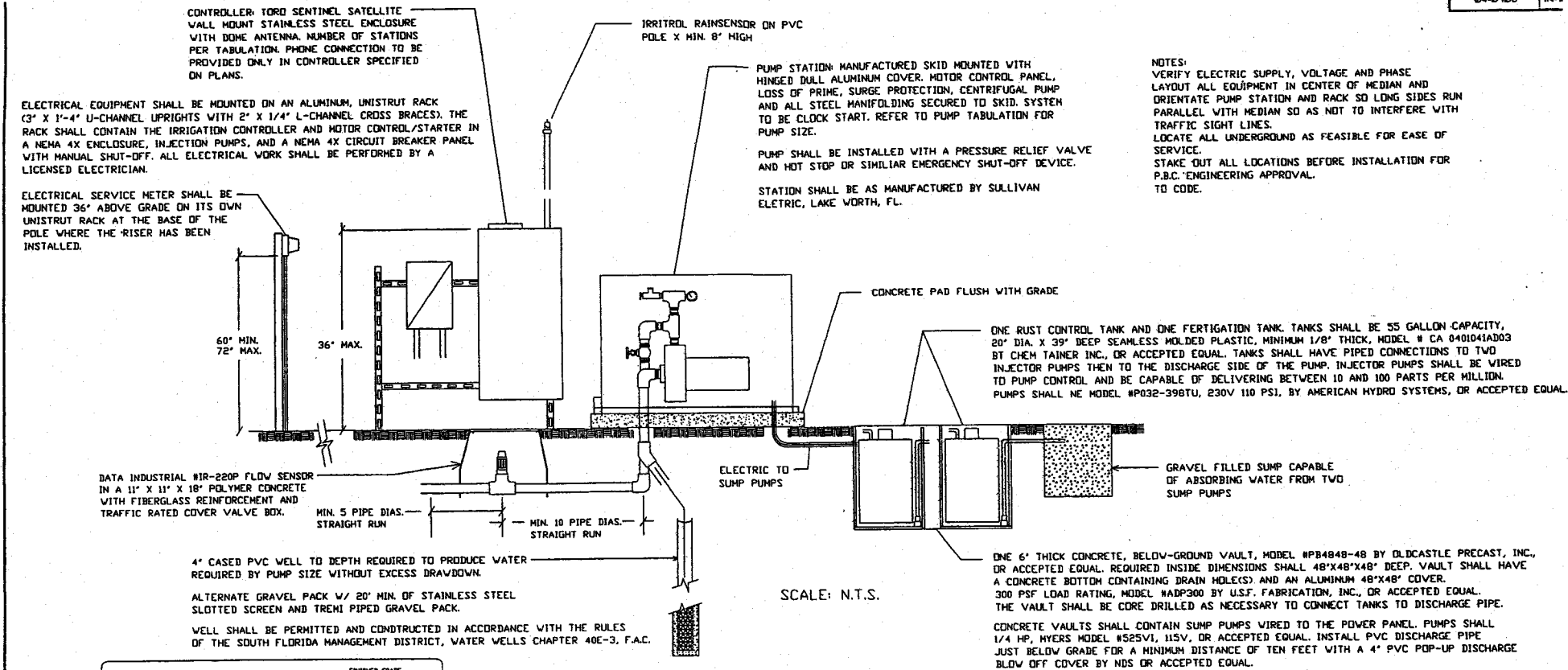
Condie-Holway  
ENGINEERING AND PUBLIC WORKS  
1000 S. W. 10th Ave., Suite 200  
Fort Lauderdale, FL 33315  
(954) 574-1100



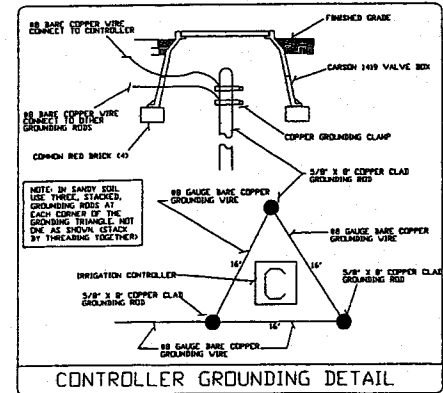
PALM BEACH COUNTY  
ENGINEERING AND PUBLIC WORKS  
STREET LAYOUT SECTION  
WEST PALM BEACH, FLORIDA  
(561) 864-1100

STATE ROAD 7

IRRIGATION DETAILS



NOTES:  
VERIFY ELECTRIC SUPPLY, VOLTAGE AND PHASE  
LAYOUT ALL EQUIPMENT IN CENTER OF MEDIAN AND ORIENTATE PUMP STATION AND RACK SO LONG SIDES RUN PARALLEL WITH MEDIAN SO AS NOT TO INTERFERE WITH TRAFFIC SIGHT LINES.  
LOCATE ALL UNDERGROUND AS FEASIBLE FOR EASE OF SERVICE.  
STAKE OUT ALL LOCATIONS BEFORE INSTALLATION FOR P.B.C. ENGINEERING APPROVAL TO CODE.



PUMP STATION TABULATION						
SYSTEM	PUMP		BASE WELL DEPTH #	WELL TYPE	CONTROLLER	PHONE CONNECTION
	SIZE	PERFORMANCE				
A	3 HP.	115 TDH @ 50 GPM	100'	OPEN END	12 STATION	"
B	3 HP.	115 TDH @ 50 GPM	100'	OPEN END	12 STATION	"
C	3 HP.	115 TDH @ 50 GPM	100'	OPEN END	12 STATION	"
D	3 HP.	115 TDH @ 50 GPM	100'	OPEN END	12 STATION	"
E	3 HP.	115 TDH @ 50 GPM	100'	OPEN END	12 STATION	"
F	3 HP.	115 TDH @ 50 GPM	100'	OPEN END	12 STATION	"

NOTES:  
1. CONTRACTOR SHALL CONTACT FPL PRIOR TO IRRIGATION INSTALLATION TO COORDINATE ELECTRICAL SUPPLY AND SERVICE LOCATIONS FOR PUMP STATIONS.  
2. FPL WILL REQUIRE WRITTEN AUTHORIZATION PRIOR TO ENERGIZING ELECTRIC SERVICE.  
3. ELECTRICAL INSPECTION SHALL BE REQUIRED.  
4. FINAL LOCATION OF PUMP STATION AND WELL SHALL BE DETERMINED BY THE PROJECT ENGINEER.  
5. ALL PUMP STATIONS SHALL MEET MINIMUM CLEAR ZONE AND LIMIT OF CLEAR SIGHT REQUIREMENTS.

# 1. PHONE CONNECTION LOCATION TO BE DETERMINED BY PALM BEACH COUNTY


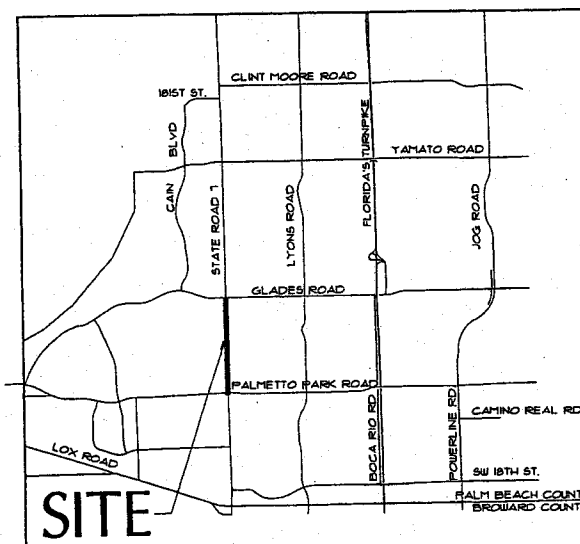
CHRISTOPHER L. SPAIN, C.I.D.  
2300 NE Cooper Avenue, Jensen Beach, Florida 34957  
Phone 561-251-1515 Fax 561-251-1517

This Contract Plan Set Includes:  
Irrigation Plans  
(125 Miles)

Plans of:  
Irrigation Improvements for:  
**STATE ROAD 7**  
Palmetto Park Road to Glades Road  
45 M.P.H. DESIGN SPEED

Exhibit "B"  
Set 2 of 2

Location Map



Index of Drawings

Sheet No.	Description
Index	Index of Drawings
IR-1 - IR-12	Irrigation Plans
IR-13 - IR-14	Irrigation Details

ATTENTION IS DIRECTED TO THE FACT THAT THESE PLANS MAY HAVE BEEN SLIGHTLY REDUCED IN SIZE DURING REPRODUCTION. THIS MUST BE CONSIDERED WHEN OBTAINING SCALED DATA.

THESE PLANS HAVE BEEN PREPARED IN ACCORDANCE WITH AND ARE GOVERNED BY THE OFFICE OF THE PALM BEACH COUNTY ENGINEER AND THE PALM BEACH COUNTY STREETSCAPE STANDARDS MANUAL DATED AUGUST 1999 INCLUDING REVISIONS DATED APRIL 10, 2001, JULY 11, 2001 AND OCTOBER 25, 2003.

FIELD ADJUSTMENTS MAY BE REQUIRED BY THE CONTRACTOR TO INSURE THAT ALL PALM BEACH COUNTY REQUIREMENTS ARE ADHERED TO.

THE CONTRACTOR SHALL BRING ANY AND ALL CONFLICTS WITH TREE LOCATIONS TO THE ATTENTION OF THE LANDSCAPE ARCHITECT AND/OR OWNER WHO SHALL COORDINATE THE NECESSARY FIELD ADJUSTMENTS REQUIRED.

LANDSCAPE ARCHITECT  
OF RECORD.

GEORGE G. GENTILE, FASLA LA0000530  
CERTIFICATION OF AUTHORIZATION NO. LC0000011

REVISIONS									
DATE	BY	DESCRIPTION	DATE	BY	DESCRIPTION	DATE	BY	DESCRIPTION	DATE



George G. Gentile  
FASLA  
Landscape Architect  
1000 N. W. 10th St.  
Suite 100  
West Palm Beach, FL 33411  
(561) 834-1100

Staff: George G. Gentile  
Jesse M.  
Michael J. P. P.  
Michael J. P. P.  
Michael J. P. P.  
Michael J. P. P.



PALM BEACH COUNTY  
ENGINEERING AND PUBLIC WORKS  
STREETSCAPE SECTION  
1000 N. W. 10th St.  
Suite 100  
West Palm Beach, FL 33411  
(561) 834-1100

STATE ROAD 7

INDEX



NOTE:  
RIGHT OF WAY NOT SHOWN.  
CONTRACTOR SHALL VERIFY RIGHT OF WAY  
LOCATION BEFORE COMMENCING WORK.

STATE ROAD 7 (US 441)

CONC

BEGIN PROJECT  
STA. 89+00

5' SIDEWALK

STATE ROAD 7 (US 441)

CONC


R.O.W.

PALMETTO PARK  
ROAD

GALL 48 HOURS  
BEFORE YOU DIG

IT'S THE LAW!  
1-800-432-4770



SUNSHINE STATE ONE CALL OF FLORIDA, INC.



NO IRRIGATION THIS SHEET

CHRISTOPHER L. SPAIN, C.I.D.  
2250 NE County Forest, Jensen Beach, Florida 34957  
Phone (772) 336-1616 Fax (772) 336-1617

40'  
Scale: 1" = 40'

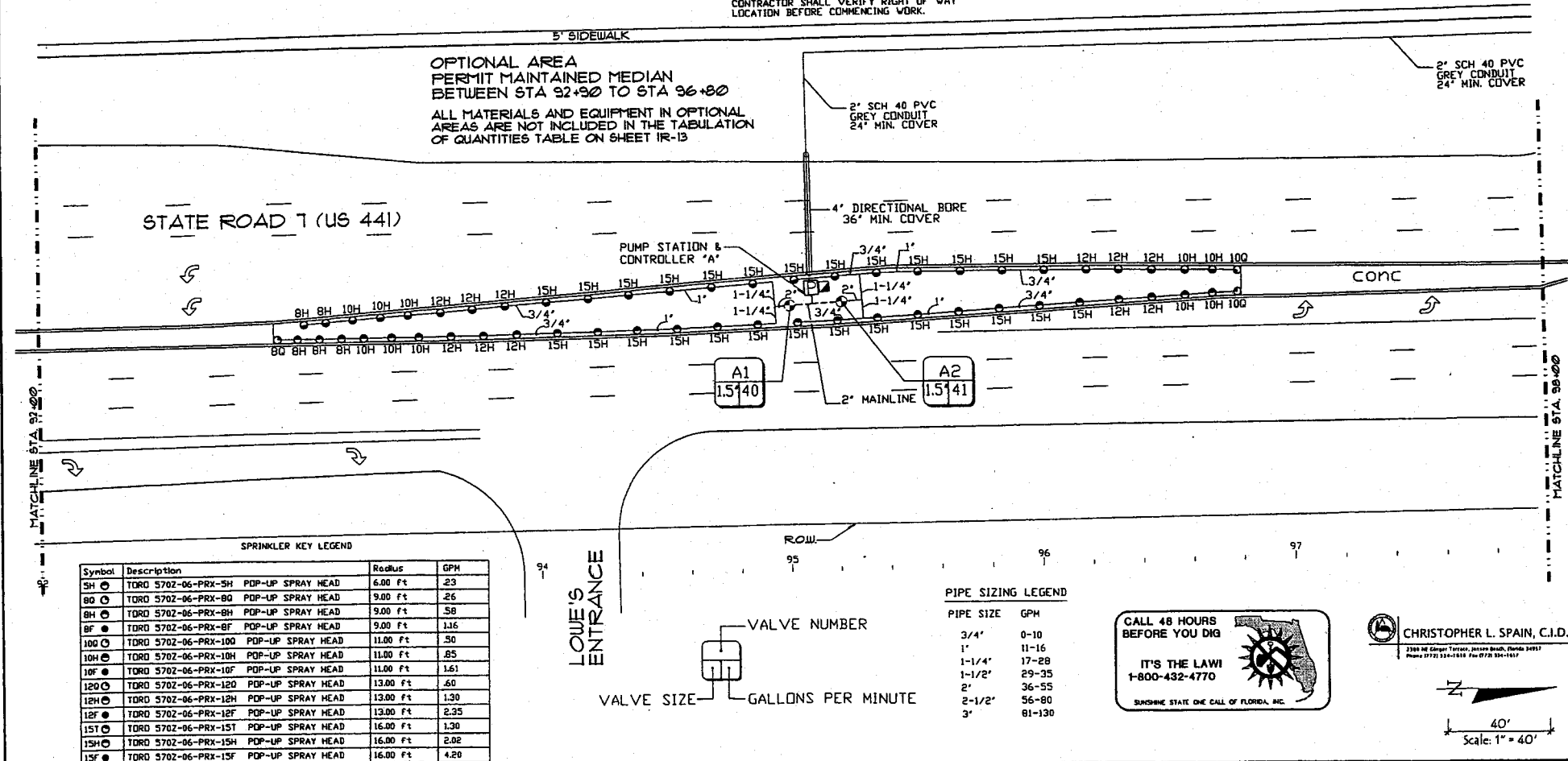
 Gardle & Son 1000 S. Highway 1 Palm Beach, FL 33480 (561) 844-1100		 PALM BEACH COUNTY ENGINEERING AND PUBLIC WORKS STAFFING SECTION WEST PALM BEACH, FLORIDA (407) 855-1100		STATE ROAD 7		IRRIGATION PLAN STA. 89+00 THRU STA. 92+00	
---	--	---	--	--------------	--	---	--

NOTES:

1. THE IRRIGATION SYSTEM HEAD LAYOUT IS DESIGNED AND SHALL BE INSTALLED AND MAINTAINED TO MINIMIZE OVERSPRAY ONTO ROADWAYS. AFTER THE SYSTEM IS FLUSHED AND NOZZLED, THE ARCS SHALL BE SET TO MINIMIZE OVERSPRAY AND THE FLOW CONTROL/PRESSURE REGULATOR ON THE ZONE CONTROL VALVE SHALL BE ADJUSTED DOWN TO PREVENT ANY MISTING OR FOGGING TO PRODUCE DRIPLETS OF WATER TO MINIMIZE THE EFFECT OF THE WIND THEREBY LIMITING OVERSPRAY AND WATER WASTE. CONTROLLER PROGRAMMING SHALL BE SET SO AS NOT TO ALLOW THE IRRIGATION TO CREATE ANY RUN OFF WHICH COULD CREATE WATER ON THE ROAD.
2. THE DESIGNER CANNOT BE HELD RESPONSIBLE FOR ANY MATTER, ACT, OR EFFECT ARISING FROM OVERSPRAY, BROKEN PIPES, HEADS OR NOZZLES. IN THE EVENT OF A BREAK OR BROKEN OFF HEAD OR NOZZLE, THE COMPONENT SHALL BE REPAIRED/REPLACED/CAPPED, OR ZONE TURNED OFF FROM AUTOMATIC OPERATION AS SOON AS POSSIBLE.
3. THE DESIGNER DOES NOT WARRANT THAT ALL EXISTING UNDERGROUND UTILITIES ARE SHOWN OR, IF SHOWN, ARE PROPERLY LOCATED ON THE PLANS, AND ARE EITHER IN SERVICE OR ABANDONED. THE CONTRACTOR SHALL CALL "SUNSHINE STATE ONE CALL" AT (800) 432-4770 TO VERIFY UTILITY LOCATIONS AT LEAST 48 HOURS PRIOR TO DIGGING. THE CONTRACTOR SHALL BE RESPONSIBLE TO CONTACT/LOCATE OTHER UTILITIES NOT SUBSCRIBING TO "SUNSHINE STATE ONE CALL". ALSO CALL (561) 641-3429, PALM BEACH COUNTY UTILITIES OR APPLICABLE LOCAL UTILITY AGENCY TO VERIFY LOCATIONS AND DEPTHS OF UNDERGROUND UTILITIES.
4. THE CONTRACTOR SHALL BE RESPONSIBLE FOR COORDINATING WITH ALL UTILITY COMPANIES AND RELEVANT GOVERNMENT DEPARTMENTS AND ENSURING ALL UTILITIES LOCATED ABOVE, ON, OR BELOW THE SURFACE OF THE SITE ARE PROPERLY DISCOVERED, IDENTIFIED, VERIFIED, AND FIELD LABELED, AND ENSURING THOSE SAME UTILITIES ARE AT ALL TIMES SAFELY CONTROLLED AND PROTECTED BY REASONABLE

5. THESE PLANS HAVE BEEN PREPARED IN ACCORDANCE WITH AND ARE GOVERNED BY THE PALM BEACH COUNTY STREETSCAPE STANDARDS MANUAL, DATED AUGUST, 1999, AND SUPPLEMENTS. ALL ABOVE GROUND STRUCTURES SHOWN HEREIN ARE TO BE DESIGNED, INSTALLED AND MAINTAINED IN ACCORDANCE WITH THESE STANDARDS. THE CONTRACTOR SHALL REFER TO THESE STANDARDS FOR COMPLETE REQUIREMENTS.
6. CONTRACTOR SHALL ADHERE TO MINIMUM 6' CLEAR ZONE, MEASURED FROM CLOSEST OUTSIDE EDGE OF GUTTER, SUCH THAT ALL ABOVE GRADE EQUIPMENT INSTALLATIONS WILL BE OUTSIDE OF CLEAR ZONE.
7. LOCATE SPRINKLER HEADS 12" FROM BACK OF CURB. LOCATE IRRIGATION VALVE BOXES A MINIMUM 10' FROM BACK OF CURB.
8. ANY WORKERS, WORKED PERFORMED EQUIPMENT, ECT. WITHIN THE TRAVEL WAY MUST HAVE A MAINTENANCE OF TRAFFIC PER F.D.O.T. INDEX IN PLACE PRIOR TO COMMENCING WORK.
9. ALL DAMAGED OCCURRED BY THE CONTRACTOR SHALL BE REPLACED PER PALM BEACH COUNTY AND/OR F.D.O.T. STANDARDS.

NOTE:  
RIGHT OF WAY NOT SHOWN.  
CONTRACTOR SHALL VERIFY RIGHT OF WAY  
LOCATION BEFORE COMMENCING WORK.



SPRINKLER KEY LEGEND

Symbol	Description	Radius	GPM
SH ●	TORO 5702-06-PRX-5H POP-UP SPRAY HEAD	6.00 Ft	.23
BQ ○	TORO 5702-06-PRX-BQ POP-UP SPRAY HEAD	9.00 Ft	.26
BH ○	TORO 5702-06-PRX-BH POP-UP SPRAY HEAD	9.00 Ft	.58
BF ●	TORO 5702-06-PRX-BF POP-UP SPRAY HEAD	9.00 Ft	1.16
100 ○	TORO 5702-06-PRX-100 POP-UP SPRAY HEAD	11.00 Ft	.50
10H ○	TORO 5702-06-PRX-10H POP-UP SPRAY HEAD	11.00 Ft	.85
10F ●	TORO 5702-06-PRX-10F POP-UP SPRAY HEAD	11.00 Ft	1.61
120 ○	TORO 5702-06-PRX-120 POP-UP SPRAY HEAD	13.00 Ft	.60
12H ○	TORO 5702-06-PRX-12H POP-UP SPRAY HEAD	13.00 Ft	1.30
12F ●	TORO 5702-06-PRX-12F POP-UP SPRAY HEAD	13.00 Ft	2.35
15T ○	TORO 5702-06-PRX-15T POP-UP SPRAY HEAD	16.00 Ft	1.30
15H ○	TORO 5702-06-PRX-15H POP-UP SPRAY HEAD	16.00 Ft	2.02
15F ●	TORO 5702-06-PRX-15F POP-UP SPRAY HEAD	16.00 Ft	4.20

PIPE SIZING LEGEND

PIPE SIZE	GPM
3/4"	0-10
1"	11-16
1-1/4"	17-28
1-1/2"	29-35
2"	36-55
2-1/2"	56-80
3"	81-130

CALL 48 HOURS  
BEFORE YOU DIG

IT'S THE LAW!  
1-800-432-4770

SUNSHINE STATE ONE CALL OF FLORIDA, INC.

CHRISTOPHER L. SPAIN, C.I.D.

2700 NE Century Turnpike, Jensen Beach, Florida 34957  
Phone 772 334-1818 Fax 772 334-1817

Scale: 1" = 40'

— POWER FROM F.P.L. POLE  
POLE # 8-7296-1194-01  
(NO TRANSFORMER)

4" SCH 40  
PVC SLEEVE  
24' MIN. COVER

— 2" SCH 40 PVC  
GREY CONDUIT  
24" MIN. COVER

NOTE:  
RIGHT OF WAY NOT SHOWN.  
CONTRACTOR SHALL VERIFY RIGHT OF WAY  
LOCATION BEFORE COMMENCING WORK.

5' SIDEWALK

STATE ROAD 7 (US 441)

CONFIDENTIAL

LOWE'S  
ENTRANCE

ROW. —

10

10

103



CHRISTOPHER L. SPAIN, C.I.D.

2508 NE Clager Terrace, Jensen Beach, Florida 34957  
Phone (321) 336-1616 Fax (321) 336-1617



40'  
Scale: 1" = 40'

NO IRRIGATION THIS SHEET

[illegible]

**Gentle Holloway O'Mahoney**  
A specialist, in  
Lithography, Engraving  
Plating and  
Electrochemical Services



—



**PALM BEACH COUNTY**  
ENGINEERING AND PUBLIC WORKS  
STREETSCAPE SECTION  
WEST PALM BEACH, FLORIDA  
(561) 884-4100

STATE ROAD 7

## IRRIGATION PLAN

STA. 98.00 THRU STA. 104.00

NOTES:


1. THE IRRIGATION SYSTEM HEAD LAYOUT IS DESIGNED AND SHALL BE INSTALLED AND MAINTAINED TO MINIMIZE OVERSPRAY ONTO ROADWAYS. AFTER THE SYSTEM IS FLUSHED AND NOZZLED, THE ARCS SHALL BE SET TO MINIMIZE OVERSPRAY AND THE FLOW CONTROL/PRESSURE REGULATOR ON THE ZONE CONTROL VALVE SHALL BE ADJUSTED DOWN TO PREVENT ANY MISTING OR FOGGING. TO PRODUCE DRIPLETS OF WATER TO MINIMIZE THE EFFECT OF THE WIND THEREBY LIMITING OVERSPRAY AND WATER WASTE. CONTROLLER PROGRAMMING SHALL BE SET SO AS NOT TO ALLOW THE IRRIGATION TO CREATE ANY RUN OFF WHICH COULD CREATE WATER ON THE ROAD.
  2. THE DESIGNER CANNOT BE HELD RESPONSIBLE FOR ANY MATTER, ACT, OR EFFECT ARISING FROM OVERSPRAY, BROKEN PIPES, HEADS OR NOZZLES. IN THE EVENT OF A BREAK OR BROKEN OFF HEAD OR NOZZLE, THE COMPONENT SHALL BE REPAIRED/REPLACED, CAPPED, OR ZONE TURNED OFF FROM AUTOMATIC OPERATION AS SOON AS POSSIBLE.
- THE DESIGNER DOES NOT WARRANT THAT ALL EXISTING UNDERGROUND UTILITIES ARE SHOWN OR, IF SHOWN, ARE PROPERLY LOCATED ON THE PLANS, AND ARE EITHER IN SERVICE OR ABANDONED. THE CONTRACTOR SHALL CALL "SUNSHINE STATE ONE CALL" AT 800-432-4770 TO VERIFY UTILITY LOCATIONS AT LEAST 48 HOURS PRIOR TO BEGINNING THE CONTRACTOR SHALL BE RESPONSIBLE TO CONTACT/LOCATE OTHER UTILITIES NOT SUBSCRIBING TO "SUNSHINE STATE ONE CALL". ALSO CALL (561) 641-3429, PALM BEACH COUNTY UTILITIES OR APPLICABLE LOCAL UTILITY AGENCY TO VERIFY LOCATIONS AND DEPTHS OF UNDERGROUND UTILITIES.
- THE CONTRACTOR SHALL BE RESPONSIBLE FOR COORDINATING WITH ALL UTILITY COMPANIES AND RELEVANT GOVERNMENT DEPARTMENTS AND ENSURING ALL UTILITIES LOCATED ABOVE, ON, OR BELOW THE SURFACE OF THE SITE ARE PROPERLY DISCOVERED, IDENTIFIED, VERIFIED, AND FIELD LABELED, AND ENSURING THESE SAME UTILITIES ARE AT ALL TIMES SAFELY CONTROLLED AND PROTECTED BY REASONABLE

3. THESE PLANS HAVE BEEN PREPARED IN ACCORDANCE WITH AND ARE GOVERNED BY THE PALM BEACH COUNTY STREETSCAPE STANDARDS MANUAL DATED AUGUST, 1999, AND SUPPLEMENTS. ALL ABOVE GROUND STRUCTURES SHOWN HEREIN ARE TO BE DESIGNED, INSTALLED AND MAINTAINED IN ACCORDANCE WITH THESE STANDARDS. THE CONTRACTOR SHALL REFER TO THESE STANDARDS FOR COMPLETE REQUIREMENTS.
4. CONTRACTOR SHALL ADHERE TO MINIMUM 4' CLEAR ZONE, MEASURED FROM CLOSEST OUTSIDE EDGE OF GUTTER, SUCH THAT ALL ABOVE GRADE EQUIPMENT INSTALLATIONS WILL BE OUTSIDE OF CLEAR ZONE.
5. LOCATE SPRINKLER HEADS 12" FROM BACK OF CURB. LOCATE IRRIGATION VALVE BOXES A MINIMUM 10' FROM BACK OF CURB.
6. ANY WORKERS, WORKER PERFORMED, EQUIPMENT, ECT. WITHIN THE TRAVEL WAY MUST HAVE A MAINTENANCE OF TRAFFIC PER F.D.O.T. INDEX IN PLACE PRIOR TO COMMENCING WORK.
7. ALL DAMAGED OCCURRED BY THE CONTRACTOR SHALL BE REPLACED PER PALM BEACH COUNTY AND/OR F.D.O.T. STANDARDS.

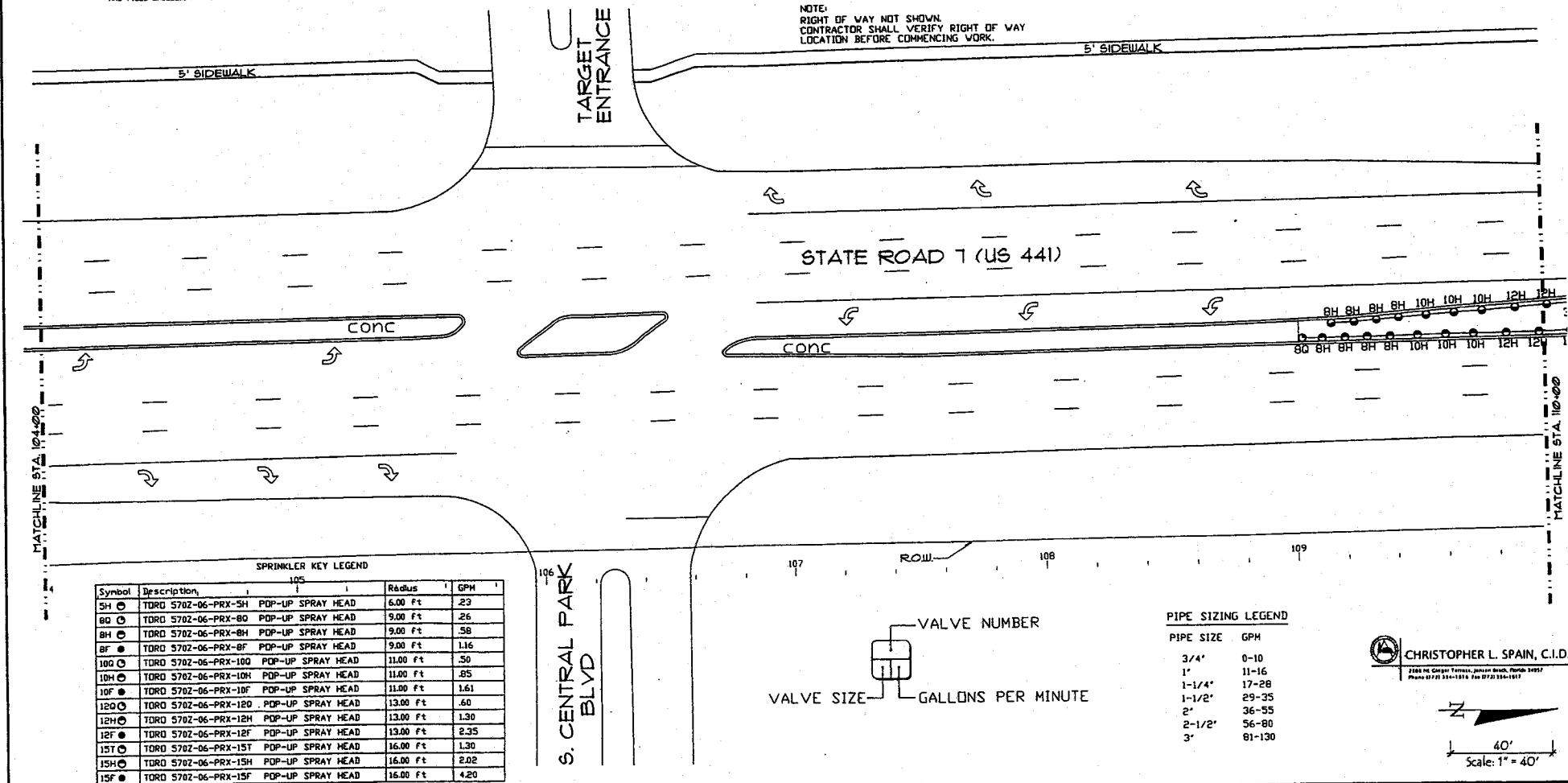
CALL 48 HOURS BEFORE YOU DIG

IT'S THE LAW!  
1-800-432-4770

SUNSHINE STATE ONE CALL OF FLORIDA, INC.



NOTE:  
RIGHT OF WAY NOT SHOWN.  
CONTRACTOR SHALL VERIFY RIGHT OF WAY LOCATION BEFORE COMMENCING WORK.



SPRINKLER KEY LEGEND

Symbol	Description	Radius	GPM
5H	TORO 5702-06-PRX-5H POP-UP SPRAY HEAD	6.00 ft	.23
8H	TORO 5702-06-PRX-8H POP-UP SPRAY HEAD	9.00 ft	.26
8H	TORO 5702-06-PRX-8H POP-UP SPRAY HEAD	9.00 ft	.58
8F	TORO 5702-06-PRX-8F POP-UP SPRAY HEAD	9.00 ft	1.16
10H	TORO 5702-06-PRX-10H POP-UP SPRAY HEAD	11.00 ft	.50
10H	TORO 5702-06-PRX-10H POP-UP SPRAY HEAD	11.00 ft	.85
10F	TORO 5702-06-PRX-10F POP-UP SPRAY HEAD	11.00 ft	1.61
12H	TORO 5702-06-PRX-12H POP-UP SPRAY HEAD	13.00 ft	.60
12H	TORO 5702-06-PRX-12H POP-UP SPRAY HEAD	13.00 ft	1.30
12F	TORO 5702-06-PRX-12F POP-UP SPRAY HEAD	13.00 ft	2.35
15H	TORO 5702-06-PRX-15H POP-UP SPRAY HEAD	16.00 ft	1.30
15H	TORO 5702-06-PRX-15H POP-UP SPRAY HEAD	16.00 ft	2.02
15F	TORO 5702-06-PRX-15F POP-UP SPRAY HEAD	16.00 ft	4.20


PIPE SIZING LEGEND

PIPE SIZE	GPM
3/4"	0-10
1"	11-16
1-1/4"	17-28
1-1/2"	29-35
2"	36-55
2-1/2"	56-80
3"	81-130

CHRISTOPHER L. SPAIN, C.I.D.


2100 NE GOSPEL TERRACE, JUPITER BEACH, FLORIDA 33417  
Phone (561) 544-1818 Fax (561) 544-1817

Scale: 1" = 40'




DATE:  BY:  DESCRIPTION:

DATE:  BY:  DESCRIPTION:



Crestle Highway  
Engineering & Architecture  
1000 S. US Highway 1  
Suite 100  
West Palm Beach, Florida 33411  
Phone (561) 833-1111  
Fax (561) 833-1112



PALM BEACH COUNTY  
ENGINEERING AND PUBLIC WORKS  
STREET & SIDEWALK SECTION  
WEST PALM BEACH, FLORIDA  
(561) 833-4100

STATE ROAD 7

IRRIGATION PLAN  
STA. 104+00 THRU STA. 110+00

CALL 48 HOURS  
BEFORE YOU DIG

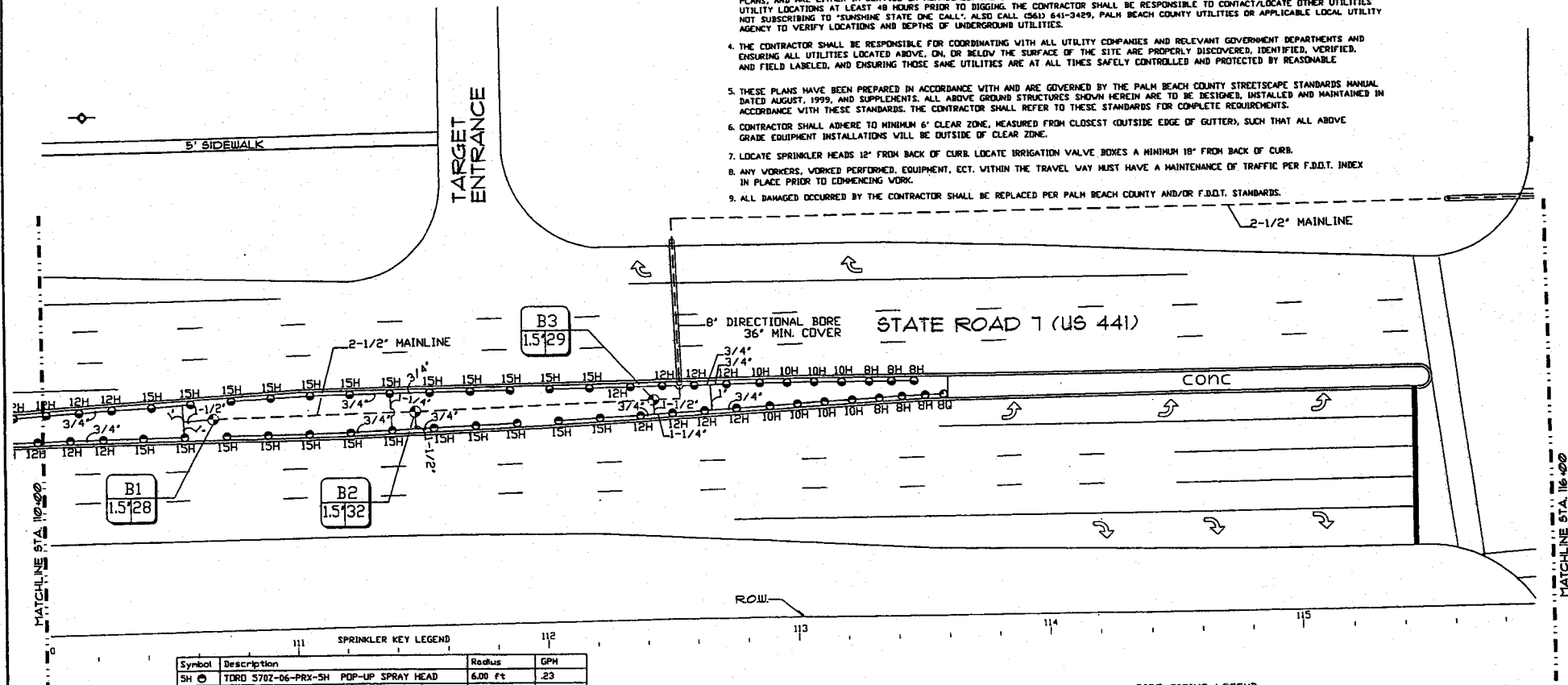
IT'S THE LAW!  
1-800-432-4770

SUNSHINE STATE ONE CALL OF FLORIDA, INC.

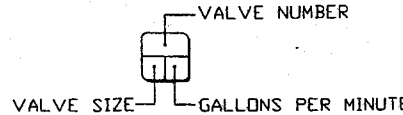


NOTE:  
RIGHT OF WAY NOT SHOWN.  
CONTRACTOR SHALL VERIFY RIGHT OF WAY  
LOCATION BEFORE COMMENCING WORK.

- NOTES:
1. THE IRRIGATION SYSTEM HEAD LAYOUT IS DESIGNED AND SHALL BE INSTALLED AND MAINTAINED TO MINIMIZE OVERSPRAY ONTO ROADWAYS. AFTER THE SYSTEM IS FLUSHED AND NOZZLED, THE ARCS SHALL BE SET TO MINIMIZE OVERSPRAY AND THE FLOW CONTROL/PRESSURE REGULATOR ON THE ZONE CONTROL VALVE SHALL BE ADJUSTED DOWN TO PREVENT ANY MISTING OR FOGGING, TO PRODUCE DROPLETS OF WATER TO MINIMIZE THE EFFECT OF THE WIND THEREBY LIMITING OVERSPRAY AND WATER WASTE. CONTROLLER PROGRAMMING SHALL BE SET SO AS NOT TO ALLOW THE IRRIGATION TO CREATE ANY RUN OFF WHICH COULD CREATE WATER ON THE ROAD.
  2. THE DESIGNER CANNOT BE HELD RESPONSIBLE FOR ANY MATTER, ACT, OR EFFECT ARISING FROM OVERSPRAY, BROKEN PIPES, HEADS OR NOZZLES. IN THE EVENT OF A BREAK OR BROKEN OFF HEAD OR NOZZLE, THE COMPONENT SHALL BE REPAIRED/REPLACED/CAPPED, OR ZONE TURNED OFF FROM AUTOMATIC OPERATION AS SOON AS POSSIBLE.
  3. THE DESIGNER DOES NOT WARRANT THAT ALL EXISTING UNDERGROUND UTILITIES ARE SHOWN OR, IF SHOWN, ARE PROPERLY LOCATED ON THE PLANS, AND ARE EITHER IN SERVICE OR ABANDONED. THE CONTRACTOR SHALL CALL "SUNSHINE STATE ONE CALL" AT 800-432-4770 TO VERIFY UTILITY LOCATIONS AT LEAST 48 HOURS PRIOR TO BIDDING. THE CONTRACTOR SHALL BE RESPONSIBLE TO CONTACT/LOCATE OTHER UTILITIES NOT SUBSCRIBING TO "SUNSHINE STATE ONE CALL". ALSO CALL (561) 641-3429, PALM BEACH COUNTY UTILITIES OR APPLICABLE LOCAL UTILITY AGENCY TO VERIFY LOCATIONS AND DEPTHS OF UNDERGROUND UTILITIES.
  4. THE CONTRACTOR SHALL BE RESPONSIBLE FOR COORDINATING WITH ALL UTILITY COMPANIES AND RELEVANT GOVERNMENT DEPARTMENTS AND ENSURING ALL UTILITIES LOCATED ABOVE, ON, OR BELOW THE SURFACE OF THE SITE ARE PROPERLY DISCOVERED, IDENTIFIED, VERIFIED, AND FIELD LABELED, AND ENSURING THOSE SAME UTILITIES ARE AT ALL TIMES SAFELY CONTROLLED AND PROTECTED BY REASONABLE MEANS.
  5. THESE PLANS HAVE BEEN PREPARED IN ACCORDANCE WITH AND ARE GOVERNED BY THE PALM BEACH COUNTY STREETScape STANDARDS MANUAL, DATED AUGUST, 1999, AND SUPPLEMENTS. ALL ABOVE GROUND STRUCTURES SHOWN HEREIN ARE TO BE DESIGNED, INSTALLED AND MAINTAINED IN ACCORDANCE WITH THESE STANDARDS. THE CONTRACTOR SHALL REFER TO THESE STANDARDS FOR COMPLETE REQUIREMENTS.
  6. CONTRACTOR SHALL ADHERE TO MINIMUM 6' CLEAR ZONE, MEASURED FROM CLOSEST (OUTSIDE EDGE OF GUTTER), SUCH THAT ALL ABOVE GRADE EQUIPMENT INSTALLATIONS WILL BE OUTSIDE OF CLEAR ZONE.
  7. LOCATE SPRINKLER HEADS 12" FROM BACK OF CURB. LOCATE IRRIGATION VALVE BOXES A MINIMUM 18" FROM BACK OF CURB.
  8. ANY WORKERS, WORKED PERFORMED, EQUIPMENT, ECT. WITHIN THE TRAVEL WAY MUST HAVE A MAINTENANCE OF TRAFFIC PER F.D.O.T. INDEX IN PLACE PRIOR TO COMMENCING WORK.
  9. ALL DAMAGED OCCURRED BY THE CONTRACTOR SHALL BE REPLACED PER PALM BEACH COUNTY AND/OR F.D.O.T. STANDARDS.



SPRINKLER KEY LEGEND				
Symbol	Description	Radius	GPH	
5H	TORO 5702-06-PRX-5H POP-UP SPRAY HEAD	6.00 ft	23	
8D	TORO 5702-06-PRX-8D POP-UP SPRAY HEAD	9.00 ft	26	
8H	TORO 5702-06-PRX-8H POP-UP SPRAY HEAD	9.00 ft	58	
8F	TORO 5702-06-PRX-8F POP-UP SPRAY HEAD	9.00 ft	116	
10D	TORO 5702-06-PRX-10D POP-UP SPRAY HEAD	11.00 ft	50	
10H	TORO 5702-06-PRX-10H POP-UP SPRAY HEAD	11.00 ft	85	
10F	TORO 5702-06-PRX-10F POP-UP SPRAY HEAD	11.00 ft	161	
12D	TORO 5702-06-PRX-12D POP-UP SPRAY HEAD	13.00 ft	60	
12H	TORO 5702-06-PRX-12H POP-UP SPRAY HEAD	13.00 ft	130	
12F	TORO 5702-06-PRX-12F POP-UP SPRAY HEAD	13.00 ft	235	
15D	TORO 5702-06-PRX-15D POP-UP SPRAY HEAD	16.00 ft	130	
15H	TORO 5702-06-PRX-15H POP-UP SPRAY HEAD	16.00 ft	202	
15F	TORO 5702-06-PRX-15F POP-UP SPRAY HEAD	16.00 ft	420	




PIPE SIZING LEGEND	
PIPE SIZE	GPM
3/4"	0-10
1"	11-16
1-1/4"	17-28
1-1/2"	29-35
2"	36-55
2-1/2"	56-80
3"	81-130

CHRISTOPHER L. SPAIN, C.I.D.  
3100 NE Clear Terrace, Jensen Beach, Florida 34957  
Phone 561 334-1515 Fax 561 334-1517

Scale: 1" = 40'

CALL 48 HOURS  
BEFORE YOU DIG



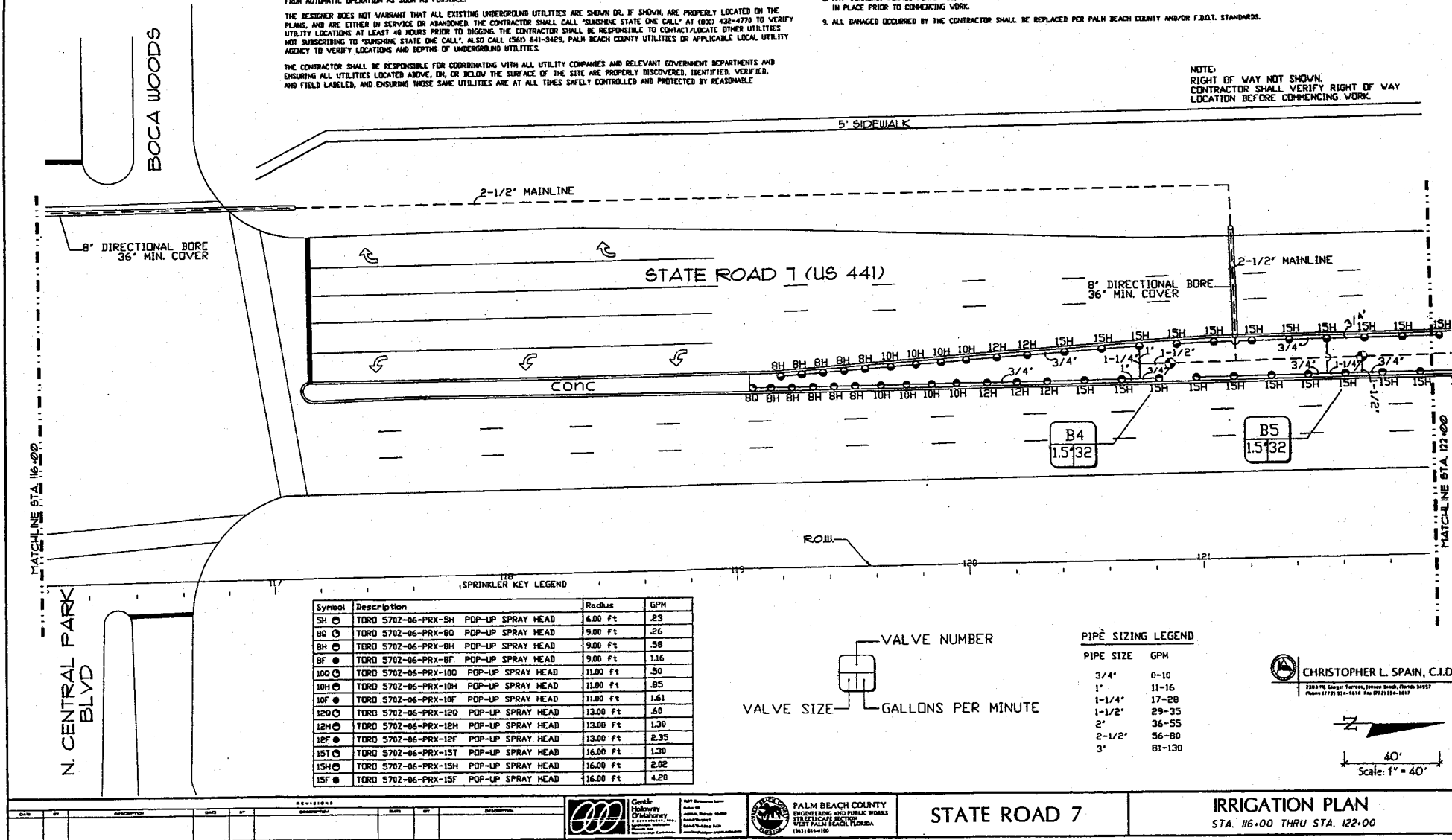
IT'S THE LAW!  
1-800-432-4770

SUNSHINE STATE ONE CALL OF FLORIDA, INC.

- NOTES:
- THE IRRIGATION SYSTEM HEAD LAYOUT IS DESIGNED AND SHALL BE INSTALLED AND MAINTAINED TO MINIMIZE OVERSPRAY (ONTO ROADWAYS). AFTER THE SYSTEM IS FLUSHED AND NOZZLED, THE ARCS SHALL BE SET TO MINIMIZE OVERSPRAY AND THE FLOW CONTROL/PRESSURE REGULATOR ON THE ZONE CONTROL VALVE SHALL BE ADJUSTED DOWN TO PREVENT ANY MISTING OR FOGGING, TO PRODUCE DROPLETS OF WATER TO MINIMIZE THE EFFECT OF THE WIND THEREBY LIMITING OVERSPRAY AND WATER WASTAGE. CONTROLLER PROGRAMMING SHALL BE SET SO AS NOT TO ALLOW THE IRRIGATION TO CREATE ANY RUN OFF WHICH COULD CREATE WATER ON THE ROAD.
  - THE DESIGNER CANNOT BE HELD RESPONSIBLE FOR ANY WATER, ACT, OR EFFECT ARISING FROM OVERSPRAY, BROKEN PIPES, HEADS OR NOZZLES. IN THE EVENT OF A BREAK OR BROKEN OFF HEAD OR NOZZLE, THE COMPONENT SHALL BE REPAIRED/REPLACED, APPROPRIATE, OR ZONE TURNED OFF FROM AUTOMATIC OPERATION AS SOON AS POSSIBLE.
- THE DESIGNER DOES NOT WARRANT THAT ALL EXISTING UNDERGROUND UTILITIES ARE SHOWN OR, IF SHOWN, ARE PROPERLY LOCATED ON THE PLANS, AND ARE EITHER IN SERVICE OR ABANDONED. THE CONTRACTOR SHALL CALL "SUNSHINE STATE ONE CALL" AT (800) 432-4770 TO VERIFY UTILITY LOCATIONS AT LEAST 48 HOURS PRIOR TO BEGINNING THE CONTRACTOR SHALL BE RESPONSIBLE TO CONTACT/LOCATE OTHER UTILITIES NOT SUBSCRIBING TO "SUNSHINE STATE ONE CALL". ALSO CALL (561) 641-3429, PALM BEACH COUNTY UTILITIES OR APPLICABLE LOCAL UTILITY AGENCY TO VERIFY LOCATIONS AND DEPTHS OF UNDERGROUND UTILITIES.
- THE CONTRACTOR SHALL BE RESPONSIBLE FOR COORDINATING WITH ALL UTILITY COMPANIES AND RELEVANT GOVERNMENT DEPARTMENTS AND ENSURING ALL UTILITIES LOCATED ABOVE, ON, OR BELOW THE SURFACE OF THE SITE ARE PROPERLY DISCOVERED, IDENTIFIED, VERIFIED, AND FIELD LABELED, AND ENSURING THESE SAME UTILITIES ARE AT ALL TIMES SAFELY CONTROLLED AND PROTECTED BY REASONABLE

- THESE PLANS HAVE BEEN PREPARED IN ACCORDANCE WITH AND ARE GOVERNED BY THE PALM BEACH COUNTY STREETSCAPE STANDARDS MANUAL, DATED AUGUST, 1999, AND SUPPLEMENTS. ALL ABOVE GROUND STRUCTURES SHOWN HEREIN ARE TO BE DESIGNED, INSTALLED AND MAINTAINED IN ACCORDANCE WITH THESE STANDARDS. THE CONTRACTOR SHALL REFER TO THESE STANDARDS FOR COMPLETE REQUIREMENTS.
- CONTRACTOR SHALL ADHERE TO MINIMUM 6' CLEAR ZONE, MEASURED FROM CLOSEST OUTSIDE EDGE OF CURB, SUCH THAT ALL ABOVE GRADE EQUIPMENT INSTALLATIONS WILL BE OUTSIDE OF CLEAR ZONE.
- LOCATE SPRINKLER HEADS 12" FROM BACK OF CURB. LOCATE IRRIGATION VALVE BOXES A MINIMUM 18" FROM BACK OF CURB.
- ANY WORKERS, WORKED PERFORMED, EQUIPMENT, ECT. WITHIN THE TRAVEL WAY MUST HAVE A MAINTENANCE OF TRAFFIC PER F.D.O.T. WHEN IN PLACE PRIOR TO COMMENCING WORK.
- ALL DAMAGED OCCURRED BY THE CONTRACTOR SHALL BE REPLACED PER PALM BEACH COUNTY AND/OR F.D.O.T. STANDARDS.

NOTE:  
RIGHT OF WAY NOT SHOWN,  
CONTRACTOR SHALL VERIFY RIGHT OF WAY  
LOCATION BEFORE COMMENCING WORK.



# NOTES:

1. THE IRRIGATION SYSTEM HEAD LAYOUT IS DESIGNED AND SHALL BE INSTALLED AND MAINTAINED TO MINIMIZE OVERSPRAY ONTO ROADWAYS. AFTER THE SYSTEM IS FLUSHED AND NOZZLED, THE ARCS SHALL BE SET TO MINIMIZE OVERSPRAY AND THE FLOW CONTROL/PRESSURE REGULATOR ON THE ZONE CONTROL VALVE SHALL BE ADJUSTED DOWN TO PREVENT ANY HISsing OR FOGGING, TO PRODUCE DRIPLETS OF WATER TO MINIMIZE THE EFFECT OF THE WIND THEREBY LIMITING OVERSPRAY AND WATER WASTE. CONTROLLER PROGRAMMING SHALL BE SET SO AS NOT TO ALLOW THE IRRIGATION TO CREATE ANY RUN OFF WHICH COULD CREATE WATER ON THE ROAD.
2. THE DESIGNER CANNOT BE HELD RESPONSIBLE FOR ANY MATTER, ACT, OR EFFECT ARISING FROM OVERSPRAY, BROKEN PIPES, HEADS OR NOZZLES. IN THE EVENT OF A BREAK OR BROKEN OFF HEAD OR NOZZLE, THE COMPONENT SHALL BE REPAIRED/REPLACED/CAPPED, OR ZONE TURNED OFF FROM AUTOMATIC OPERATION AS SOON AS POSSIBLE.
3. THE DESIGNER DOES NOT WARRANT THAT ALL EXISTING UNDERGROUND UTILITIES ARE SHOWN OR, IF SHOWN, ARE PROPERLY LOCATED ON THE PLANS, AND ARE EITHER IN SERVICE OR ABANDONED. THE CONTRACTOR SHALL CALL "SUNSHINE STATE ONE CALL" AT (800) 432-4770 TO VERIFY UTILITY LOCATIONS AT LEAST 48 HOURS PRIOR TO DIGGING. THE CONTRACTOR SHALL BE RESPONSIBLE TO CONTACT/LOCATE OTHER UTILITIES NOT SUBSCRIBING TO "SUNSHINE STATE ONE CALL". ALSO CALL (561) 641-3429, PALM BEACH COUNTY UTILITIES OR APPLICABLE LOCAL UTILITY AGENCY TO VERIFY LOCATIONS AND DEPTHS OF UNDERGROUND UTILITIES.

THE CONTRACTOR SHALL BE RESPONSIBLE FOR COORDINATING WITH ALL UTILITY COMPANIES AND RELEVANT GOVERNMENT DEPARTMENTS AND ENSURING ALL UTILITIES LOCATED ABOVE, ON, OR BELOW THE SURFACE OF THE SITE ARE PROPERLY DISCOVERED, IDENTIFIED, VERIFIED, AND FIELD LABELED, AND ENSURING THOSE SAME UTILITIES ARE AT ALL TIMES SAFELY CONTROLLED AND PROTECTED BY REASONABLE

5. THESE PLANS HAVE BEEN PREPARED IN ACCORDANCE WITH AND ARE GOVERNED BY THE PALM BEACH COUNTY STREETSCAPE STANDARDS MANUAL DATED AUGUST, 1999, AND SUPPLEMENTS. ALL ABOVE GROUND STRUCTURES SHOWN HEREIN ARE TO BE DESIGNED, INSTALLED AND MAINTAINED IN ACCORDANCE WITH THESE STANDARDS. THE CONTRACTOR SHALL REFER TO THESE STANDARDS FOR COMPLETE REQUIREMENTS.
6. CONTRACTOR SHALL ADHERE TO MINIMUM 6' CLEAR ZONE, MEASURED FROM CLOSEST OUTSIDE EDGE OF GUTTER, SUCH THAT ALL ABOVE GRADE EQUIPMENT INSTALLATIONS WILL BE OUTSIDE OF CLEAR ZONE.
7. LOCATE SPRINKLER HEADS 12" FROM BACK OF CURB. LOCATE IRRIGATION VALVE BOXES A MINIMUM 18" FROM BACK OF CURB.
8. ANY WORKERS, WORKED PERFORMED, EQUIPMENT, ECT. WITHIN THE TRAVEL WAY MUST HAVE A MAINTENANCE OF TRAFFIC PER F.D.O.T. INDEX IN PLACE PRIOR TO COMMENCING WORK.
9. ALL DAMAGED OCCURRED BY THE CONTRACTOR SHALL BE REPLACED PER PALM BEACH COUNTY AND/OR F.D.O.T. STANDARDS.

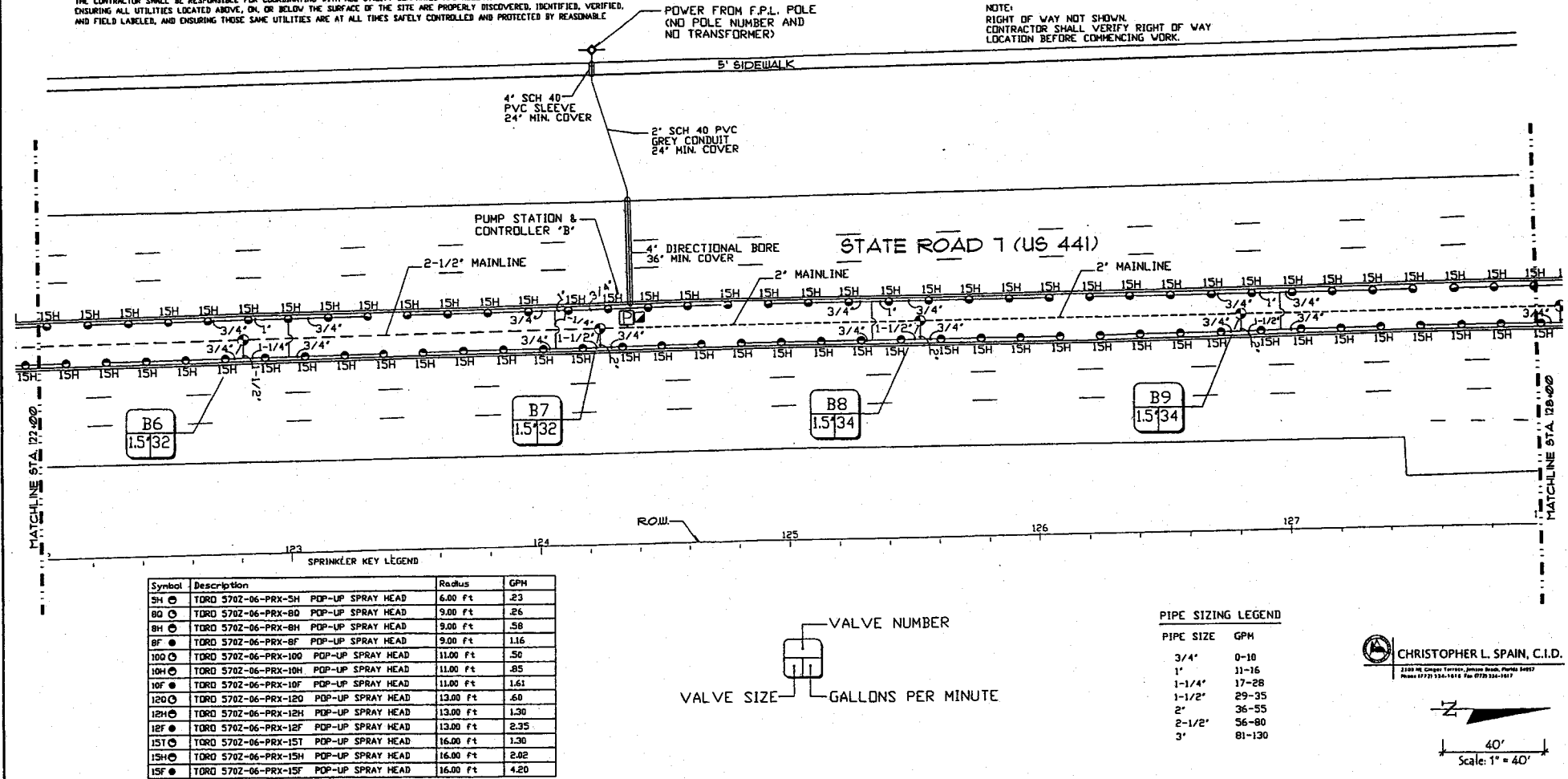
CALL 48 HOURS BEFORE YOU DIG

IT'S THE LAW!  
1-800-432-4770

SUNSHINE STATE ONE CALL OF FLORIDA, INC.



NOTE:  
RIGHT OF WAY NOT SHOWN.  
CONTRACTOR SHALL VERIFY RIGHT OF WAY LOCATION BEFORE COMMENCING WORK.



## SPRINKLER KEY LEGEND

Symbol	Description	Radius	GPM
SH	TORD 5702-06-PRX-5H POP-UP SPRAY HEAD	6.00 ft	.23
80	TORD 5702-06-PRX-80 POP-UP SPRAY HEAD	9.00 ft	.26
8H	TORD 5702-06-PRX-8H POP-UP SPRAY HEAD	9.00 ft	.58
8F	TORD 5702-06-PRX-8F POP-UP SPRAY HEAD	9.00 ft	1.16
100	TORD 5702-06-PRX-100 POP-UP SPRAY HEAD	11.00 ft	.50
10H	TORD 5702-06-PRX-10H POP-UP SPRAY HEAD	11.00 ft	.85
10F	TORD 5702-06-PRX-10F POP-UP SPRAY HEAD	11.00 ft	1.61
120	TORD 5702-06-PRX-120 POP-UP SPRAY HEAD	13.00 ft	.60
12H	TORD 5702-06-PRX-12H POP-UP SPRAY HEAD	13.00 ft	1.30
12F	TORD 5702-06-PRX-12F POP-UP SPRAY HEAD	13.00 ft	2.35
15T	TORD 5702-06-PRX-15T POP-UP SPRAY HEAD	16.00 ft	1.30
15H	TORD 5702-06-PRX-15H POP-UP SPRAY HEAD	16.00 ft	2.02
15F	TORD 5702-06-PRX-15F POP-UP SPRAY HEAD	16.00 ft	4.20

VALVE NUMBER

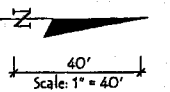


VALVE SIZE GALLONS PER MINUTE

## PIPE SIZING LEGEND

PIPE SIZE	GPM
3/4"	0-10
1"	11-16
1-1/4"	17-28
1-1/2"	29-35
2"	36-55
2-1/2"	56-80
3"	81-130

CHRISTOPHER L. SPAIN, C.I.D.  
2308 NE Ginger Terrace, Jensen Beach, Florida 34957  
Phone (772) 336-1818 Fax (772) 336-1817



				<p>STATE ROAD 7</p>		<p>IRRIGATION PLAN</p>	
<p>DATE: 07/27/2010 BY: [Signature]</p>		<p>DATE: 07/27/2010 BY: [Signature]</p>		<p>DATE: 07/27/2010 BY: [Signature]</p>		<p>STA. 122+00 THRU STA. 128+00</p>	

NOTES:

1. THE IRRIGATION SYSTEM HEAD LAYOUT IS DESIGNED AND SHALL BE INSTALLED AND MAINTAINED TO MINIMIZE OVERSPRAY ONTO ROADWAYS. AFTER THE SYSTEM IS FLUSHED AND NOZZLED, THE AREAS SHALL BE SET TO MINIMIZE OVERSPRAY AND THE FLOW CONTROL/PRESSURE REGULATOR ON THE ZONE CONTROL VALVE SHALL BE ADJUSTED DOWN TO PREVENT ANY MISTING OR FOGGING, TO PRODUCE BROPLETS OF WATER TO MINIMIZE THE EFFECT OF THE WIND THEREBY LIMITING OVERSPRAY AND WATER WASTE. CONTROLLER PROGRAMMING SHALL BE SET SO AS NOT TO ALLOW THE IRRIGATION TO CREATE ANY RUN OFF WHICH COULD CREATE WATER ON THE ROAD.
2. THE DESIGNER CANNOT BE HELD RESPONSIBLE FOR ANY MATTER, ACT, OR EFFECT ARISING FROM OVERSPRAY, BROKEN PIPES, HEADS OR NOZZLES. IN THE EVENT OF A BREAK OR BROKEN OFF HEAD OR NOZZLE, THE COMPONENT SHALL BE REPAIRED/REPLACED/CAPPED, OR ZONE TURNED OFF FROM AUTOMATIC OPERATION AS SOON AS POSSIBLE.
3. THE DESIGNER DOES NOT WARRANT THAT ALL EXISTING UNDERGROUND UTILITIES ARE SHOWN OR, IF SHOWN, ARE PROPERLY LOCATED ON THE PLANS, AND ARE EITHER IN SERVICE OR ABANDONED. THE CONTRACTOR SHALL CALL "SUNSHINE STATE ONE CALL" AT (800) 432-4770 TO VERIFY UTILITY LOCATIONS AT LEAST 48 HOURS PRIOR TO BEGINNING THE CONTRACTOR SHALL BE RESPONSIBLE TO CONTACT/LOCATE OTHER UTILITIES NOT SUBSCRIBING TO "SUNSHINE STATE ONE CALL". ALSO CALL (561) 641-3429, PALM BEACH COUNTY UTILITIES OR APPLICABLE LOCAL UTILITY AGENCY TO VERIFY LOCATIONS AND DEPTHS OF UNDERGROUND UTILITIES.
4. THE CONTRACTOR SHALL BE RESPONSIBLE FOR COORDINATING WITH ALL UTILITY COMPANIES AND RELEVANT GOVERNMENT DEPARTMENTS AND ENSURING ALL UTILITIES LOCATED ABOVE, ON, OR BELOW THE SURFACE OF THE SITE ARE PROPERLY DISCOVERED, IDENTIFIED, VERIFIED, AND FIELD LABELED, AND ENSURING THOSE SAME UTILITIES ARE AT ALL TIMES SAFELY CONTROLLED AND PROTECTED BY REASONABLE MEANS.

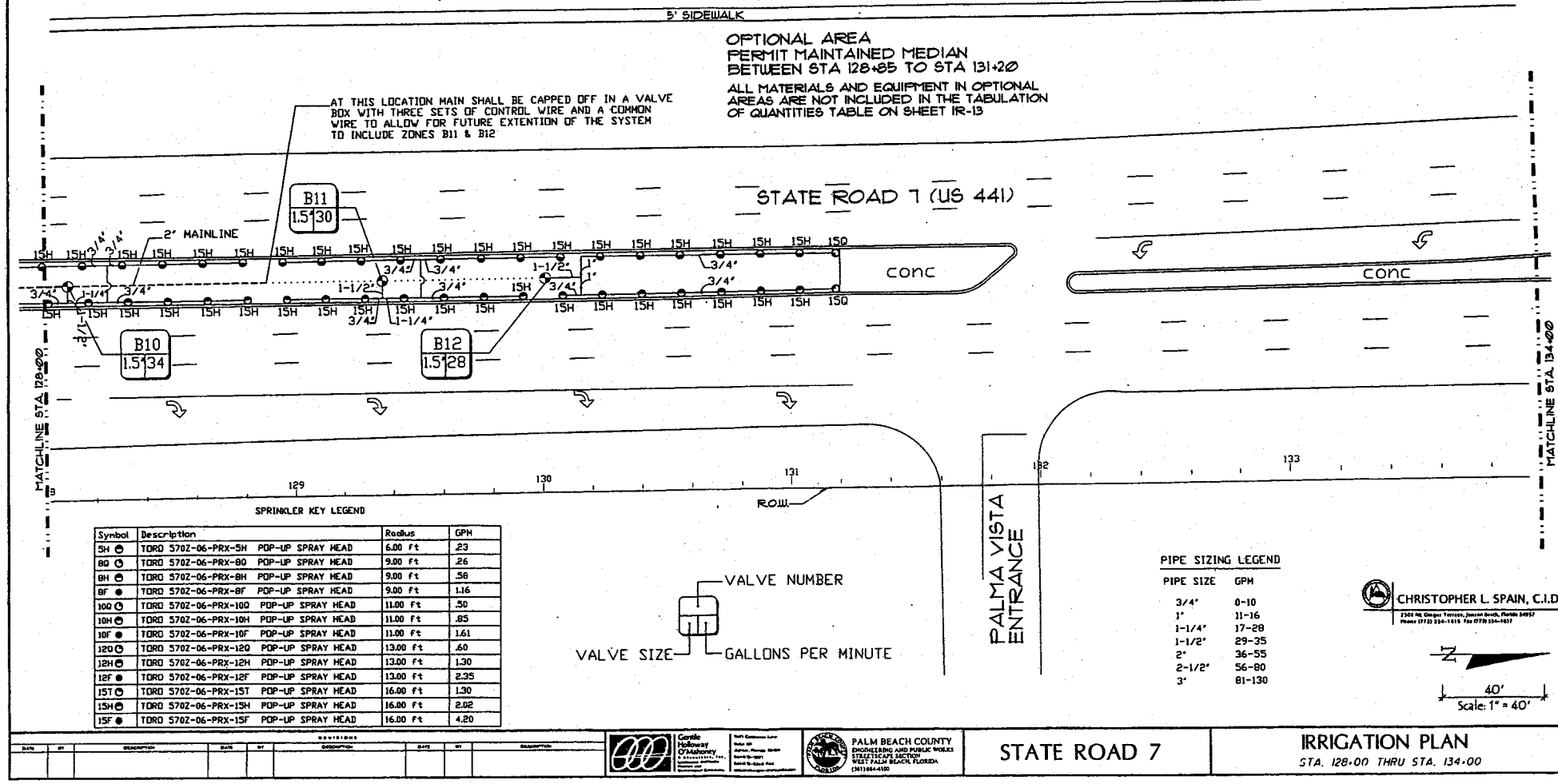
5. THESE PLANS HAVE BEEN PREPARED IN ACCORDANCE WITH AND ARE GOVERNED BY THE PALM BEACH COUNTY STREETSCAPE STANDARDS MANUAL, DATED AUGUST, 1999, AND SUPPLEMENTS. ALL ABOVE GROUND STRUCTURES SHOWN HEREIN ARE TO BE DESIGNED, INSTALLED AND MAINTAINED IN ACCORDANCE WITH THESE STANDARDS. THE CONTRACTOR SHALL REFER TO THESE STANDARDS FOR COMPLETE REQUIREMENTS.
6. CONTRACTOR SHALL ADHERE TO MINIMUM 6' CLEAR ZONE, MEASURED FROM CLOSEST OUTSIDE EDGE OF CUTTER, SUCH THAT ALL ABOVE GRADE EQUIPMENT INSTALLATIONS WILL BE OUTSIDE OF CLEAR ZONE.
7. LOCATE SPRINKLER HEADS 12" FROM BACK OF CURB. LOCATE IRRIGATION VALVE BOXES A MINIMUM 18" FROM BACK OF CURB.
8. ANY WORKERS, WORKER PERFORMED, EQUIPMENT, ECT. WITHIN THE TRAVEL WAY MUST HAVE A MAINTENANCE OF TRAFFIC PER F.D.O.T. BOOK IN PLACE PRIOR TO COMMENCING WORK.
9. ALL DAMAGED OCCURRED BY THE CONTRACTOR SHALL BE REPLACED PER PALM BEACH COUNTY AND/OR F.D.O.T. STANDARDS.

CALL 48 HOURS  
BEFORE YOU DIG

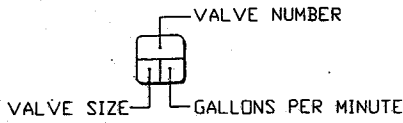
IT'S THE LAW!  
1-800-432-4770

SUNSHINE STATE ONE CALL OF FLORIDA, INC.

NOTE:  
RIGHT OF WAY NOT SHOWN.  
CONTRACTOR SHALL VERIFY RIGHT OF WAY  
LOCATION BEFORE COMMENCING WORK.



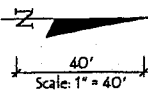
Symbol	Description	Radius	GPM
SH	TORO S702-06-PRX-SH POP-UP SPRAY HEAD	6.00 ft	.23
BH	TORO S702-06-PRX-BH POP-UP SPRAY HEAD	9.00 ft	.26
8H	TORO S702-06-PRX-8H POP-UP SPRAY HEAD	9.00 ft	.58
8F	TORO S702-06-PRX-8F POP-UP SPRAY HEAD	9.00 ft	1.16
10H	TORO S702-06-PRX-10H POP-UP SPRAY HEAD	11.00 ft	.50
10F	TORO S702-06-PRX-10F POP-UP SPRAY HEAD	11.00 ft	.85
12H	TORO S702-06-PRX-12H POP-UP SPRAY HEAD	13.00 ft	.60
12F	TORO S702-06-PRX-12F POP-UP SPRAY HEAD	13.00 ft	1.30
15H	TORO S702-06-PRX-15H POP-UP SPRAY HEAD	16.00 ft	2.35
15F	TORO S702-06-PRX-15F POP-UP SPRAY HEAD	16.00 ft	4.20



PIPE SIZING LEGEND	
PIPE SIZE	GPM
3/4"	0-10
1"	11-16
1-1/4"	17-28
1-1/2"	29-35
2"	36-55
2-1/2"	56-80
3"	81-130

CHRISTOPHER L. SPAIN, C.I.D.

2301 NE Gemini Terrace, Jupiter Beach, Florida 33457  
Phone (561) 534-1818 Fax (561) 534-1817



DATE: 01/11/01 BY: JLS DESCRIPTION: IRRIGATION PLAN

STATE ROAD 7

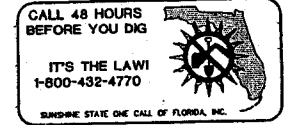
IRRIGATION PLAN  
STA. 128+00 THRU STA. 134+00



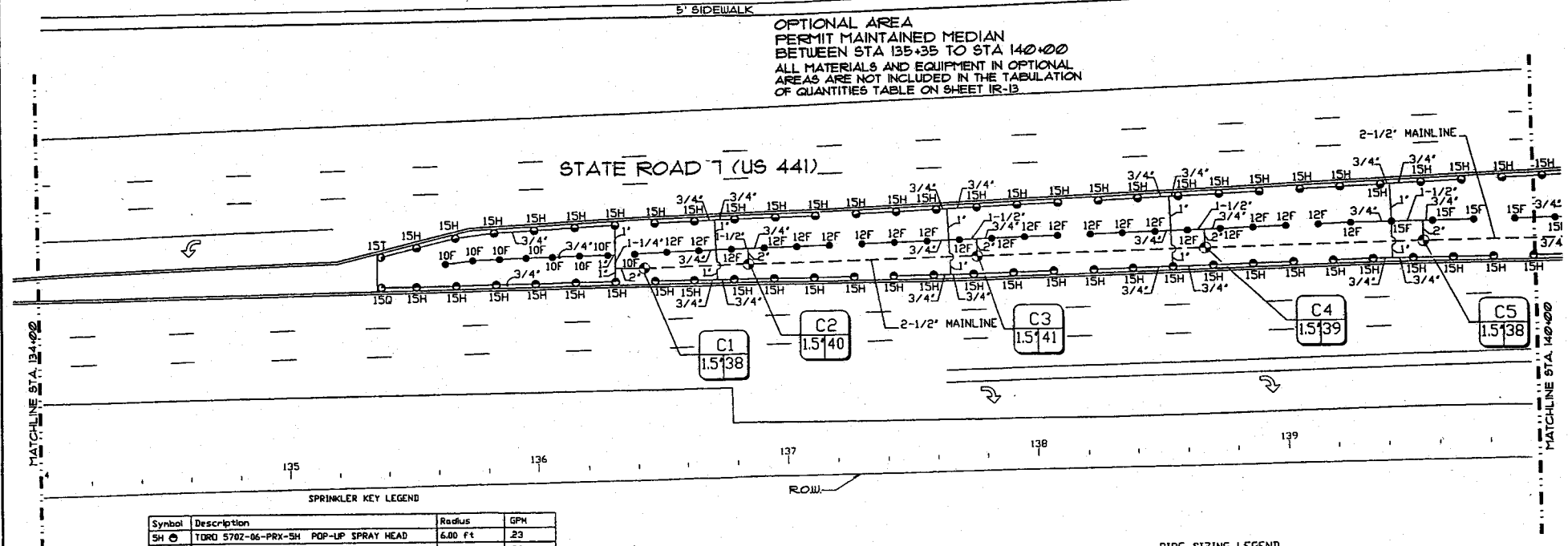
# NOTES:

1. THE IRRIGATION SYSTEM HEAD LAYOUT IS DESIGNED AND SHALL BE INSTALLED AND MAINTAINED TO MINIMIZE OVERSPRAY ONTO ROADWAYS. AFTER THE SYSTEM IS FLUSHED AND NOZZLED, THE ARCS SHALL BE SET TO MINIMIZE OVERSPRAY AND THE FLOW CONTROL/PRESSURE REGULATOR ON THE ZONE CONTROL VALVE SHALL BE ADJUSTED DOWN TO PREVENT ANY MISTING OR FOGGING, TO PRODUCE PROPLETS OF WATER TO MINIMIZE THE EFFECT OF THE WIND THEREBY LIMITING OVERSPRAY AND WATER WASTE. CONTROLLER PROGRAMMING SHALL BE SET SO AS NOT TO ALLOW THE IRRIGATION TO CREATE ANY RUN OFF WHICH COULD CREATE WATER ON THE ROAD.
  2. THE DESIGNER CANNOT BE HELD RESPONSIBLE FOR ANY HAZARD, ACT, OR EFFECT ARISING FROM OVERSPRAY, BROKEN PIPES, HEADS OR NOZZLES. IN THE EVENT OF A BREAK OR BROKEN OFF HEAD OR NOZZLE, THE COMPONENT SHALL BE REPAIRED/REPLACED/CAPPED, OR ZONE TURNED OFF FROM AUTOMATIC OPERATION AS SOON AS POSSIBLE.
- THE DESIGNER DOES NOT WARRANT THAT ALL EXISTING UNDERGROUND UTILITIES ARE SHOWN OR, IF SHOWN, ARE PROPERLY LOCATED ON THE PLANS, AND ARE EITHER IN SERVICE OR ABANDONED. THE CONTRACTOR SHALL CALL "SUNSHINE STATE ONE CALL" AT (800) 432-4770 TO VERIFY UTILITY LOCATIONS AT LEAST 48 HOURS PRIOR TO DIGGING. THE CONTRACTOR SHALL BE RESPONSIBLE TO CONTACT/LOCATE OTHER UTILITIES NOT SUBSCRIBING TO "SUNSHINE STATE ONE CALL". ALSO CALL (561) 641-5465, PALM BEACH COUNTY UTILITIES OR APPLICABLE LOCAL UTILITY AGENCY TO VERIFY LOCATIONS AND DEPTHS OF UNDERGROUND UTILITIES.
- THE CONTRACTOR SHALL BE RESPONSIBLE FOR COORDINATING WITH ALL UTILITY COMPANIES AND RELEVANT GOVERNMENT DEPARTMENTS AND ENSURING ALL UTILITIES LOCATED ABOVE, ON, OR BELOW THE SURFACE OF THE SITE ARE PROPERLY DISCOVERED, IDENTIFIED, VERIFIED, AND FIELD LABELED, AND ENSURING THOSE SAME UTILITIES ARE AT ALL TIMES SAFELY CONTROLLED AND PROTECTED BY REASONABLE

3. THESE PLANS HAVE BEEN PREPARED IN ACCORDANCE WITH AND ARE COVERED BY THE PALM BEACH COUNTY STREETSCAPE STANDARDS MANUAL, DATED AUGUST, 1999, AND SUPPLEMENTS. ALL ABOVE GROUND STRUCTURES SHOWN HEREIN ARE TO BE DESIGNED, INSTALLED AND MAINTAINED IN ACCORDANCE WITH THESE STANDARDS. THE CONTRACTOR SHALL REFER TO THESE STANDARDS FOR COMPLETE REQUIREMENTS.
4. CONTRACTOR SHALL ADHERE TO MINIMUM 6' CLEAR ZONE, MEASURED FROM CLOSEST OUTSIDE EDGE OF GUTTER, SUCH THAT ALL ABOVE GRADE EQUIPMENT INSTALLATIONS WILL BE OUTSIDE OF CLEAR ZONE.
5. LOCATE SPRINKLER HEADS 12" FROM BACK OF CURB. LOCATE IRRIGATION VALVE BOXES A MINIMUM 18" FROM BACK OF CURB.
6. ANY WORKERS, WORKED PERFORMED, EQUIPMENT, ECT. WITHIN THE TRAVEL WAY MUST HAVE A MAINTENANCE OF TRAFFIC PER F.D.B.T. INDEX IN PLACE PRIOR TO COMMENCING WORK.
7. ALL DAMAGED OCCURRED BY THE CONTRACTOR SHALL BE REPLACED PER PALM BEACH COUNTY AND/OR F.D.B.T. STANDARDS.



NOTE:  
RIGHT OF WAY NOT SHOWN.  
CONTRACTOR SHALL VERIFY RIGHT OF WAY LOCATION BEFORE COMMENCING WORK.



## SPRINKLER KEY LEGEND

Symbol	Description	Radius	GPM
SH	TORD 5702-06-PRX-SH POP-UP SPRAY HEAD	6.00 ft	23
80	TORD 5702-06-PRX-80 POP-UP SPRAY HEAD	9.00 ft	26
8H	TORD 5702-06-PRX-8H POP-UP SPRAY HEAD	9.00 ft	58
8F	TORD 5702-06-PRX-8F POP-UP SPRAY HEAD	9.00 ft	116
100	TORD 5702-06-PRX-100 POP-UP SPRAY HEAD	11.00 ft	50
10H	TORD 5702-06-PRX-10H POP-UP SPRAY HEAD	11.00 ft	85
10F	TORD 5702-06-PRX-10F POP-UP SPRAY HEAD	11.00 ft	161
120	TORD 5702-06-PRX-120 POP-UP SPRAY HEAD	13.00 ft	60
12H	TORD 5702-06-PRX-12H POP-UP SPRAY HEAD	13.00 ft	130
12F	TORD 5702-06-PRX-12F POP-UP SPRAY HEAD	13.00 ft	235
15T	TORD 5702-06-PRX-15T POP-UP SPRAY HEAD	16.00 ft	130
15H	TORD 5702-06-PRX-15H POP-UP SPRAY HEAD	16.00 ft	282
15F	TORD 5702-06-PRX-15F POP-UP SPRAY HEAD	16.00 ft	420

VALVE NUMBER

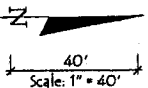


VALVE SIZE GALLONS PER MINUTE

## PIPE SIZING LEGEND

PIPE SIZE	GPM
3/4"	0-10
1"	11-16
1-1/4"	17-28
1-1/2"	29-35
2"	36-55
2-1/2"	56-80
3"	81-130

CHRISTOPHER L. SPAIN, C.I.D.  
2300 NE Ginger Terrace, Jensen Beach, Florida 33457  
Phone: (772) 334-1818 Fax: (772) 334-1817



DATE	BY	DESCRIPTION	DATE	BY	DESCRIPTION



Gensie Highway Construction  
10000 Highway 1  
Jensen Beach, Florida 33457  
Phone: (772) 334-1818 Fax: (772) 334-1817

10000 Highway 1  
Jensen Beach, Florida 33457  
Phone: (772) 334-1818 Fax: (772) 334-1817



PALM BEACH COUNTY  
ENGINEERING AND PUBLIC WORKS  
STREETSCAPE SECTION  
WEST PALM BEACH, FLORIDA  
(561) 834-4100

STATE ROAD 7

IRRIGATION PLAN  
STA. 134+00 THRU STA. 140+00

NOTES:

- THE IRRIGATION SYSTEM HEAD LAYOUT IS DESIGNED AND SHALL BE INSTALLED AND MAINTAINED TO MINIMIZE OVERSPRAY ONTO ROADWAYS. AFTER THE SYSTEM IS FLUSHED AND NOZZLED, THE ARCS SHALL BE SET TO MINIMIZE OVERSPRAY AND THE FLOW CONTROL/PRESSURE REGULATOR ON THE ZONE CONTROL VALVE SHALL BE ADJUSTED DOWN TO PREVENT ANY MISTING OR FOGGING, TO PRODUCE DROPLETS OF WATER TO MINIMIZE THE EFFECT OF THE WIND THEREBY LIMITING OVERSPRAY AND WATER WASTE. CONTROLLER PROGRAMMING SHALL BE SET SO AS NOT TO ALLOW THE IRRIGATION TO CREATE ANY RUN OFF WHICH COULD CREATE WATER ON THE ROAD.
- THE DESIGNER CANNOT BE HELD RESPONSIBLE FOR ANY MATTER, ACT, OR EFFECT ARISING FROM OVERSPRAY, BROKEN PIPES, HEADS OR NOZZLES. IN THE EVENT OF A BREAK OR BROKEN OFF HEAD OR NOZZLE, THE COMPONENT SHALL BE REPAIRED/REPLACED, OR ZONE TURNED OFF FROM AUTOMATIC OPERATION AS SOON AS POSSIBLE.

THE DESIGNER DOES NOT WARRANT THAT ALL EXISTING UNDERGROUND UTILITIES ARE SHOWN OR, IF SHOWN, ARE PROPERLY LOCATED ON THE PLANS, AND ARE EITHER IN SERVICE OR ABANDONED. THE CONTRACTOR SHALL CALL "SUNSHINE STATE ONE CALL" AT (800) 432-4770 TO VERIFY UTILITY LOCATIONS AT LEAST 48 HOURS PRIOR TO DIGGING. THE CONTRACTOR SHALL BE RESPONSIBLE TO CONTACT/LOCATE OTHER UTILITIES NOT SUBSCRIBING TO "SUNSHINE STATE ONE CALL". ALSO CALL (561) 641-3429, PALM BEACH COUNTY UTILITIES OR APPLICABLE LOCAL UTILITY AGENCY TO VERIFY LOCATIONS AND DEPTHS OF UNDERGROUND UTILITIES.

THE CONTRACTOR SHALL BE RESPONSIBLE FOR COORDINATING WITH ALL UTILITY COMPANIES AND RELEVANT GOVERNMENT DEPARTMENTS AND ENSURING ALL UTILITIES LOCATED ABOVE, ON, OR BELOW THE SURFACE OF THE SITE ARE PROPERLY DISCOVERED, IDENTIFIED, VERIFIED, AND FIELD LABELED, AND ENSURING THOSE SAME UTILITIES ARE AT ALL TIMES SAFELY CONTROLLED AND PROTECTED BY REASONABLE

- THESE PLANS HAVE BEEN PREPARED IN ACCORDANCE WITH AND ARE GOVERNED BY THE PALM BEACH COUNTY STREETSCAPE STANDARDS MANUAL DATED AUGUST, 1999, AND SUPPLEMENTS. ALL ABOVE GROUND STRUCTURES SHOWN HEREIN ARE TO BE DESIGNED, INSTALLED AND MAINTAINED IN ACCORDANCE WITH THESE STANDARDS. THE CONTRACTOR SHALL REFER TO THESE STANDARDS FOR COMPLETE REQUIREMENTS.
- CONTRACTOR SHALL ADHERE TO MINIMUM 6' CLEAR ZONE, MEASURED FROM CLOSEST OUTSIDE EDGE OF GUTTER, SUCH THAT ALL ABOVE GRADE EQUIPMENT INSTALLATIONS WILL BE OUTSIDE OF CLEAR ZONE.
- LOCATE SPRINKLER HEADS 12" FROM BACK OF CURB. LOCATE IRRIGATION VALVE BOXES A MINIMUM 18" FROM BACK OF CURB.
- ANY WORKERS, WORKED PERFORMED, EQUIPMENT, ECT. WITHIN THE TRAVEL WAY MUST HAVE A MAINTENANCE OF TRAFFIC PER F.D.D.T. INDEX IN PLACE PRIOR TO COMMENCING WORK.
- ALL DAMAGED OCCURRED BY THE CONTRACTOR SHALL BE REPLACED PER PALM BEACH COUNTY AND/OR F.D.D.T. STANDARDS.

CALL 48 HOURS  
BEFORE YOU DIG

IT'S THE LAW!  
1-800-432-4770

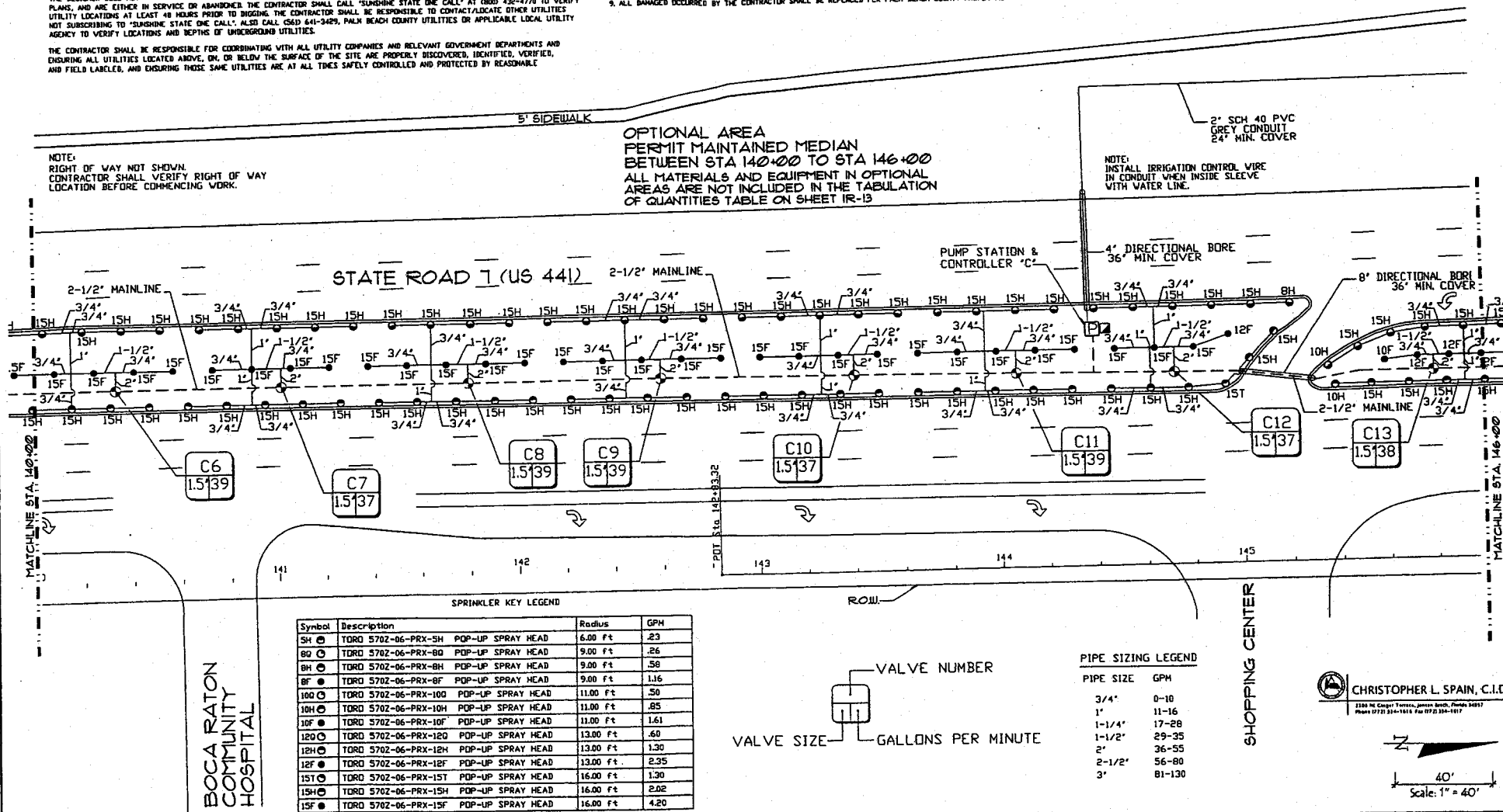
SUNSHINE STATE ONE CALL OF FLORIDA, INC.



NOTE:  
RIGHT OF WAY NOT SHOWN.  
CONTRACTOR SHALL VERIFY RIGHT OF WAY  
LOCATION BEFORE COMMENCING WORK.

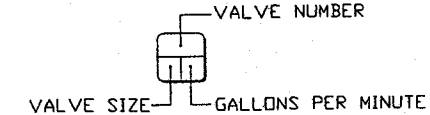
OPTIONAL AREA  
PERMIT MAINTAINED MEDIAN  
BETWEEN STA 140+00 TO STA 146+00  
ALL MATERIALS AND EQUIPMENT IN OPTIONAL  
AREAS ARE NOT INCLUDED IN THE TABULATION  
OF QUANTITIES TABLE ON SHEET IR-13

NOTE:  
INSTALL IRRIGATION CONTROL WIRE  
IN CONDUIT WHEN INSIDE SLEEVE  
WITH WATER LINE.



SPRINKLER KEY LEGEND

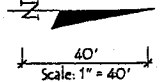
Symbol	Description	Radius	GPM
SH	TORO 5702-06-PRX-SH POP-UP SPRAY HEAD	6.00 ft	.23
80	TORO 5702-06-PRX-80 POP-UP SPRAY HEAD	9.00 ft	.26
8H	TORO 5702-06-PRX-8H POP-UP SPRAY HEAD	9.00 ft	.58
8F	TORO 5702-06-PRX-8F POP-UP SPRAY HEAD	9.00 ft	1.16
100	TORO 5702-06-PRX-100 POP-UP SPRAY HEAD	11.00 ft	.50
10H	TORO 5702-06-PRX-10H POP-UP SPRAY HEAD	11.00 ft	.85
10F	TORO 5702-06-PRX-10F POP-UP SPRAY HEAD	11.00 ft	1.61
120	TORO 5702-06-PRX-120 POP-UP SPRAY HEAD	13.00 ft	.60
12H	TORO 5702-06-PRX-12H POP-UP SPRAY HEAD	13.00 ft	1.30
12F	TORO 5702-06-PRX-12F POP-UP SPRAY HEAD	13.00 ft	2.35
15T	TORO 5702-06-PRX-15T POP-UP SPRAY HEAD	16.00 ft	1.30
15H	TORO 5702-06-PRX-15H POP-UP SPRAY HEAD	16.00 ft	2.02
15F	TORO 5702-06-PRX-15F POP-UP SPRAY HEAD	16.00 ft	4.20



PIPE SIZING LEGEND

PIPE SIZE	GPM
3/4"	0-10
1"	11-16
1-1/4"	17-28
1-1/2"	29-35
2"	36-55
2-1/2"	56-80
3"	81-130

CHRISTOPHER L. SPAIN, C.I.D.  
2100 NE CANYON TERRACE, JUPITER BEACH, FLORIDA 33457  
Phone (561) 514-1414 Fax (561) 514-1417



												<b>STATE ROAD 7</b>				<b>IRRIGATION PLAN</b> STA. 140+00 THRU STA. 146+00			
--	--	--	--	--	--	--	--	--	--	--	--	---------------------	--	--	--	--	--	--	--

NOTE:  
RIGHT OF WAY NOT SHOWN.  
CONTRACTOR SHALL VERIFY RIGHT OF WAY  
LOCATION BEFORE COMMENCING WORK.

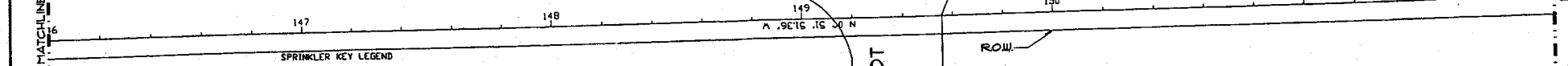
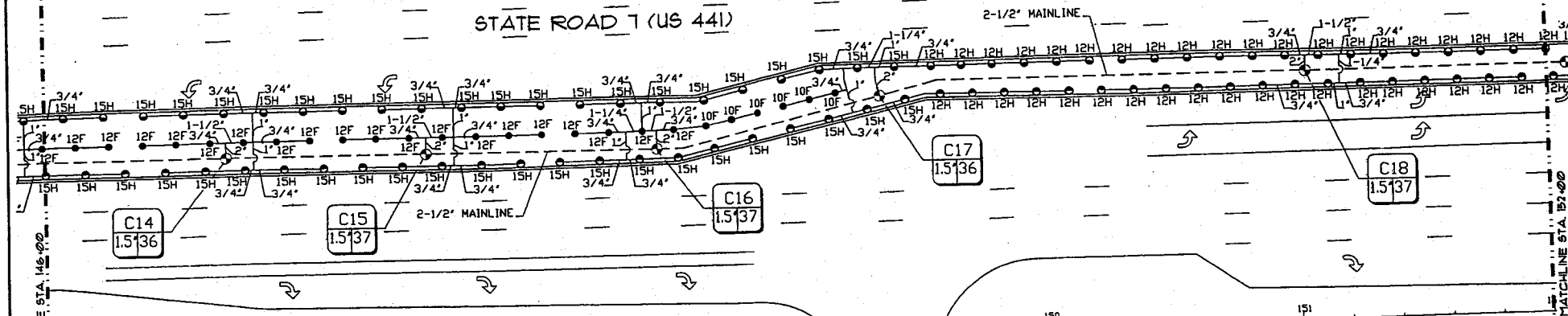
POWER FROM F.P.L. POLE  
POLE # 8-7297-1186-0-3  
(NO TRANSFORMER)  
2" SCH 40 PVC  
GREY CONDUIT  
24" MIN. COVER

SPORTS  
AUTHORITY  
ENTRANCE

VALVE NUMBER  
VALVE SIZE  
GALLONS PER MINUTE

OPTIONAL AREA  
PERMIT MAINTAINED MEDIAN  
BETWEEN STA 146+00 TO STA 152+00  
ALL MATERIALS AND EQUIPMENT IN OPTIONAL  
AREAS ARE NOT INCLUDED IN THE TABULATION  
OF QUANTITIES TABLE ON SHEET IR-13

STATE ROAD 7 (US 441)



SPRINKLER KEY LEGEND

Symbol	Description	Radius	GPM
SH	TORD 5702-06-PRX-SH POP-UP SPRAY HEAD	6.00 ft	.23
BH	TORD 5702-06-PRX-BH POP-UP SPRAY HEAD	9.00 ft	.26
BH	TORD 5702-06-PRX-BH POP-UP SPRAY HEAD	9.00 ft	.58
BF	TORD 5702-06-PRX-BF POP-UP SPRAY HEAD	9.00 ft	1.16
100	TORD 5702-06-PRX-100 POP-UP SPRAY HEAD	11.00 ft	.50
104	TORD 5702-06-PRX-104 POP-UP SPRAY HEAD	11.00 ft	.85
10F	TORD 5702-06-PRX-10F POP-UP SPRAY HEAD	11.00 ft	1.61
120	TORD 5702-06-PRX-120 POP-UP SPRAY HEAD	13.00 ft	.60
12H	TORD 5702-06-PRX-12H POP-UP SPRAY HEAD	13.00 ft	1.30
12F	TORD 5702-06-PRX-12F POP-UP SPRAY HEAD	13.00 ft	2.35
15T	TORD 5702-06-PRX-15T POP-UP SPRAY HEAD	16.00 ft	1.30
15H	TORD 5702-06-PRX-15H POP-UP SPRAY HEAD	16.00 ft	2.02
15F	TORD 5702-06-PRX-15F POP-UP SPRAY HEAD	16.00 ft	4.20

CALL 48 HOURS  
BEFORE YOU DIG  
IT'S THE LAW!  
1-800-432-4770  
SUNSHINE STATE ONE CALL OF FLORIDA, INC.

HOME DEPOT  
ENTRANCE

PIPE SIZING LEGEND

PIPE SIZE	GPM
3/4"	0-10
1"	11-16
1-1/4"	17-28
1-1/2"	29-35
2"	36-55
2-1/2"	56-80
3"	81-130



CHRISTOPHER L. SPAIN, C.I.D.  
2184 NE Glades Terrace, Jensen Beach, Florida 34957  
Phone (772) 336-1616 Fax (772) 336-1617

Scale: 1" = 40'

1. THE IRRIGATION SYSTEM HEAD LAYOUT IS DESIGNED AND SHALL BE INSTALLED AND MAINTAINED TO MINIMIZE OVERSPRAY ONTO ROADWAYS. AFTER THE SYSTEM IS FLUSHED AND NOZZLED, THE ARCS SHALL BE SET TO MINIMIZE OVERSPRAY AND THE FLOW CONTROL/PRESSURE REGULATOR ON THE ZONE CONTROL VALVE SHALL BE ADJUSTED DOWN TO PREVENT ANY MISTING OR FOGGING, TO PRODUCE DRIPLETS OF WATER TO MINIMIZE THE EFFECT OF THE WIND THEREBY LIMITING OVERSPRAY AND WATER WASTE. CONTROLLER PROGRAMMING SHALL BE SET SO AS NOT TO ALLOW THE IRRIGATION TO CREATE ANY RUN OFF WHICH COULD CREATE WATER ON THE ROAD.
2. THE DESIGNER CANNOT BE HELD RESPONSIBLE FOR ANY MATTER, ACT, OR EFFECT ARISING FROM OVERSPRAY, BROKEN PIPES, HEADS OR NOZZLES. IN THE EVENT OF A BREAK OR BROKEN OFF HEAD OR NOZZLE, THE COMPONENT SHALL BE REPAIRED/REPLACED/CAPPED, OR ZONE TURNED OFF FROM AUTOMATIC OPERATION AS SOON AS POSSIBLE.
3. THE DESIGNER DOES NOT WARRANT THAT ALL EXISTING UNDERGROUND UTILITIES ARE SHOWN OR IF SHOWN ARE PROPERLY LOCATED IN THE PLANS, AND ARE CORRECT IN SERVICE. PRIOR TO ANY CONSTRUCTION, THE CONTRACTOR SHALL CALL "SUNSHINE STATE ONE CALL" AT (800) 432-4770 TO VERIFY UTILITY LOCATIONS AT LEAST 48 HOURS PRIOR TO DIGGING. THE CONTRACTOR SHALL BE RESPONSIBLE TO CONTACT/LOCATE OTHER UTILITIES NOT SUBSCRIBING TO "SUNSHINE STATE ONE CALL". ALSO CALL (561) 641-3429, PALM BEACH COUNTY UTILITIES OR APPLICABLE LOCAL UTILITY AGENCY TO VERIFY LOCATIONS AND DEPTHS OF UNDERGROUND UTILITIES.
4. THE CONTRACTOR SHALL BE RESPONSIBLE FOR COORDINATING WITH ALL UTILITY COMPANIES AND RELEVANT GOVERNMENT DEPARTMENTS AND ENSURING ALL UTILITIES LOCATED ABOVE, ON, OR BELOW THE SURFACE OF THE SITE ARE PROPERLY DISCOVERED, IDENTIFIED, VERIFIED, AND FIELD LABELED, AND ENSURING THOSE SAME UTILITIES ARE AT ALL TIMES SAFELY CONTROLLED AND PROTECTED BY REASONABLE MEANS FROM DAMAGE.
5. THESE PLANS HAVE BEEN PREPARED IN ACCORDANCE WITH AND ARE GOVERNED BY THE PALM BEACH COUNTY STREETSCAPE STANDARDS MANUAL DATED AUGUST, 1999, AND SUPPLEMENT ALL ABOVE GROUND STRUCTURES SHOWN HEREIN ARE TO BE DESIGNED, INSTALLED AND MAINTAINED IN ACCORDANCE WITH THESE STANDARDS. THE CONTRACTOR SHALL REFER TO THESE STANDARDS FOR COMPLETE REQUIREMENTS.
6. CONTRACTOR SHALL ADHERE TO MINIMUM 6' CLEAR ZONE, MEASURED FROM CLOSEST (OUTSIDE EDGE OF GUTTER), SUCH THAT ALL ABOVE GRADE EQUIPMENT INSTALLATIONS WILL BE OUTSIDE OF CLEAR ZONE.
7. LOCATE SPRINKLER HEADS 12" FROM BACK OF CURB. LOCATE IRRIGATION VALVE BOXES A MINIMUM 18" FROM BACK OF CURB.
8. ANY WORKERS, WORKED PERFORMED, EQUIPMENT, ECT. WITHIN THE TRAVEL WAY MUST HAVE A MAINTENANCE OF TRAFFIC PER F.D.O.T. INDEX IN PLACE PRIOR TO COMMENCING WORK.
9. ALL DAMAGED OCCURRED BY THE CONTRACTOR SHALL BE REPLACED PER PALM BEACH COUNTY AND/OR F.D.O.T. STANDARDS.

DATE: BY: DESCRIPTION: DATE: BY: DESCRIPTION: DATE: BY: DESCRIPTION:

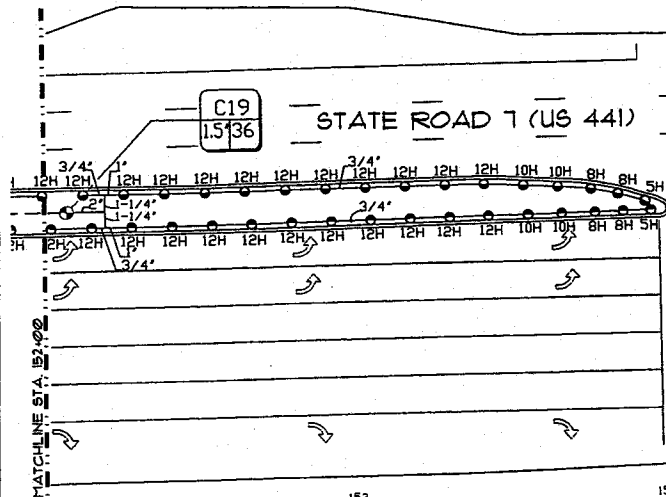
PALM BEACH COUNTY  
ENGINEERING AND PUBLIC WORKS  
STREETSCAPE SECTION  
WEST PALM BEACH, FLORIDA  
(561) 864-1116

STATE ROAD 7

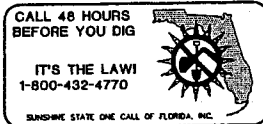
IRRIGATION PLAN  
STA. 146+00 THRU STA. 152+00

NOTES:

1. THE IRRIGATION SYSTEM HEAD LAYOUT IS DESIGNED AND SHALL BE INSTALLED AND MAINTAINED TO MINIMIZE OVERSPRAY ONTO ROADWAYS. AFTER THE SYSTEM IS FLUSHED AND NOZZLED, THE ARCS SHALL BE SET TO MINIMIZE OVERSPRAY AND THE FLOW CONTROL/PRESSURE REGULATOR ON THE ZONE CONTROL VALVE SHALL BE ADJUSTED DOWN TO PREVENT ANY MISTING OR FOGGING, TO PRODUCE PROPLETS OF WATER TO MINIMIZE THE EFFECT OF THE WIND THEREBY LIMITING OVERSPRAY AND WATER WASTE. CONTROLLER PROGRAMMING SHALL BE SET SO AS NOT TO ALLOW THE IRRIGATION TO CREATE ANY RUN OFF WHICH COULD CREATE WATER ON THE ROAD.
2. THE DESIGNER CANNOT BE HELD RESPONSIBLE FOR ANY MATTER, ACT, OR EFFECT ARISING FROM OVERSPRAY, BROKEN PIPES, HEADS OR NOZZLES. IN THE EVENT OF A BREAK OR BROKEN OFF HEAD OR NOZZLE, THE COMPONENT SHALL BE REPAIRED/REPLACED/CAPPED, OR ZONE TURNED OFF FROM AUTOMATIC OPERATION AS SOON AS POSSIBLE.
3. THE DESIGNER DOES NOT WARRANT THAT ALL EXISTING UNDERGROUND UTILITIES ARE SHOWN OR, IF SHOWN, ARE PROPERLY LOCATED ON THE PLANS, AND ARE EITHER IN SERVICE OR ABANDONED. THE CONTRACTOR SHALL CALL "SUNSHINE STATE ONE CALL" AT (800) 432-4770 TO VERIFY UTILITY LOCATIONS AT LEAST 48 HOURS PRIOR TO DIGGING. THE CONTRACTOR SHALL BE RESPONSIBLE TO CONTACT/LOCATE OTHER UTILITIES NOT SUBSCRIBING TO "SUNSHINE STATE ONE CALL". ALSO CALL (561) 641-3449, PALM BEACH COUNTY UTILITIES OR APPLICABLE LOCAL UTILITY AGENCY TO VERIFY LOCATIONS AND DEPTHS OF UNDERGROUND UTILITIES.
4. THE CONTRACTOR SHALL BE RESPONSIBLE FOR COORDINATING WITH ALL UTILITY COMPANIES AND RELEVANT GOVERNMENT DEPARTMENTS AND ENSURING ALL UTILITIES LOCATED ABOVE, ON, OR BELOW THE SURFACE OF THE SITE ARE PROPERLY DISCOVERED, IDENTIFIED, VERIFIED, AND FIELD LABELED, AND ENSURING THOSE SAME UTILITIES ARE AT ALL TIMES SAFELY CONTROLLED AND PROTECTED BY REASONABLE MEANS FROM DAMAGE.
5. THESE PLANS HAVE BEEN PREPARED IN ACCORDANCE WITH AND ARE GOVERNED BY THE PALM BEACH COUNTY STREETSCAPE STANDARDS MANUAL, DATED AUGUST, 1999, AND SUPPLEMENTS. ALL ABOVE GROUND STRUCTURES SHOWN HEREIN ARE TO BE DESIGNED, INSTALLED AND MAINTAINED IN ACCORDANCE WITH THESE STANDARDS. THE CONTRACTOR SHALL REFER TO THESE STANDARDS FOR COMPLETE REQUIREMENTS.
6. CONTRACTOR SHALL MAINTAIN TO MINIMUM 6' CLEAR ZONE, MEASURED FROM CLOSEST OUTSIDE EDGE OF GUTTER, SUCH THAT ALL ABOVE GRADE EQUIPMENT INSTALLATIONS WILL BE OUTSIDE OF CLEAR ZONE.
7. LOCATE SPRINKLER HEADS 12" FROM BACK OF CURB. LOCATE IRRIGATION VALVE BOXES A MINIMUM 18" FROM BACK OF CURB.
8. ANY WORKERS, WORKS PERFORMED, EQUIPMENT, ECT. WITHIN THE TRAVEL WAY MUST HAVE A MAINTENANCE OF TRAFFIC PER F.B.D.T. INDEX IN PLACE PRIOR TO COMMENCING WORK.
9. ALL DAMAGED OCCURRED BY THE CONTRACTOR SHALL BE REPLACED PER PALM BEACH COUNTY AND/OR F.B.D.T. STANDARDS.



OPTIONAL AREA  
PERMIT MAINTAINED MEDIAN  
BETWEEN STA 152+00 TO STA 154+00  
ALL MATERIALS AND EQUIPMENT IN OPTIONAL  
AREAS ARE NOT INCLUDED IN THE TABULATION  
OF QUANTITIES TABLE ON SHEET 1R-13

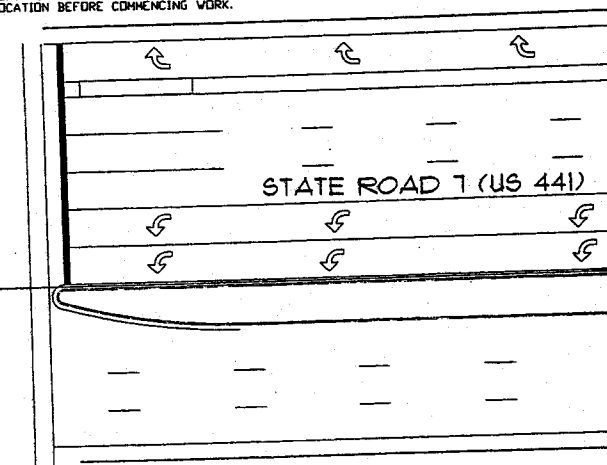


VALVE NUMBER  
VALVE SIZE  
GALLONS PER MINUTE

SPRINKLER KEY LEGEND

Symbol	Description	Radius	GPM
SH	TORO 5702-06-PRX-5H POP-UP SPRAY HEAD	6.00 ft	23
8D	TORO 5702-06-PRX-8D POP-UP SPRAY HEAD	9.00 ft	26
8H	TORO 5702-06-PRX-8H POP-UP SPRAY HEAD	9.00 ft	38
8F	TORO 5702-06-PRX-8F POP-UP SPRAY HEAD	9.00 ft	116
10D	TORO 5702-06-PRX-10D POP-UP SPRAY HEAD	11.00 ft	50
10H	TORO 5702-06-PRX-10H POP-UP SPRAY HEAD	11.00 ft	85
10F	TORO 5702-06-PRX-10F POP-UP SPRAY HEAD	11.00 ft	161
12D	TORO 5702-06-PRX-12D POP-UP SPRAY HEAD	13.00 ft	60
12H	TORO 5702-06-PRX-12H POP-UP SPRAY HEAD	13.00 ft	130
12F	TORO 5702-06-PRX-12F POP-UP SPRAY HEAD	13.00 ft	235
15D	TORO 5702-06-PRX-15D POP-UP SPRAY HEAD	16.00 ft	130
15H	TORO 5702-06-PRX-15H POP-UP SPRAY HEAD	16.00 ft	282
15F	TORO 5702-06-PRX-15F POP-UP SPRAY HEAD	16.00 ft	420

NOTE:  
RIGHT OF WAY NOT SHOWN.  
CONTRACTOR SHALL VERIFY RIGHT OF WAY  
LOCATION BEFORE COMMENCING WORK.



PIPE SIZING LEGEND

PIPE SIZE	GPM
3/4"	0-10
1"	11-16
1-1/4"	17-28
1-1/2"	29-35
2"	36-55
2-1/2"	56-80
3"	81-130

CHRISTOPHER L. SPAIN, C.I.D.  
1200 NE Orange Avenue, Suite 200, Fort Lauderdale, FL 33304  
Phone (954) 334-1818 Fax (954) 334-1817

Scale: 1" = 40'

# Irrigation Heads

Quantity	Symbol	Description	Radius
3	80	TORO 570Z-06-PRX-80 POP-UP SPRAY HEAD	9.00 ft
24	8H	TORO 570Z-06-PRX-8H POP-UP SPRAY HEAD	9.00 ft
22	10H	TORO 570Z-06-PRX-10H POP-UP SPRAY HEAD	11.00 ft
21	12H	TORO 570Z-06-PRX-12H POP-UP SPRAY HEAD	13.00 ft
130	15H	TORO 570Z-06-PRX-15H POP-UP SPRAY HEAD	16.00 ft

# Pipe (Mainline)

Quantity	Symbol	Description	Size
440 ft	-----	Schedule 40 PVC w/schedule 80 fittings, line guard metallic tape	2"
1520 ft	---	Class 200 PVC w/ ductile iron fittings, line guard metallic tape	2-1/2"

# Pipe (Lateral)

Quantity	Symbol	Description	Size
22 ft	---	Schedule 40 PVC Pipe	2"
210 ft	---	Schedule 40 PVC Pipe	1-1/4"
2355 ft	---	Schedule 40 PVC Pipe	3/4"
216 ft	---	Schedule 40 PVC Pipe	1"
107 ft	---	Schedule 40 PVC Pipe	1-1/2"

# Pipe (Directional Bore)

Quantity	Symbol	Description	Size
45 ft	=====	Directional Bore Pipe - HDPE	4"
260 ft	=====	Directional Bore Pipe - HDPE	8"

# Pipe (Sleeve)

Quantity	Symbol	Description	Size
8 ft	=====	Schedule 40 PVC Pipe	4"

# Conduit (Electrical Service)

Quantity	Symbol	Description	Size
120 ft	---	Schedule 40 PVC Grey Pipe	2"

# Pump Stations

Quantity	Symbol	Description	Size
1	[P]	Pump Station / Controller See Detail	3 H.P.

# Valves

Quantity	Symbol	Description	Size
10	[V]	Irritrol 100 Series w/ Pressure Regulator & 12" Valve Box	1-1/2"

# Wire (Low Voltage)

Quantity	Description	Size
2020 ft	UF direct burial wire (Ground)	AWG 12
8780 ft	UF direct burial wire (Control)	AWG 14

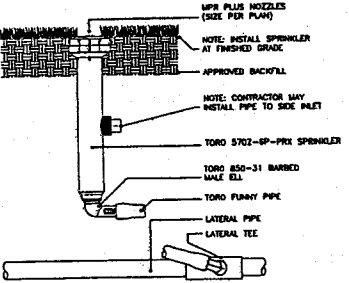
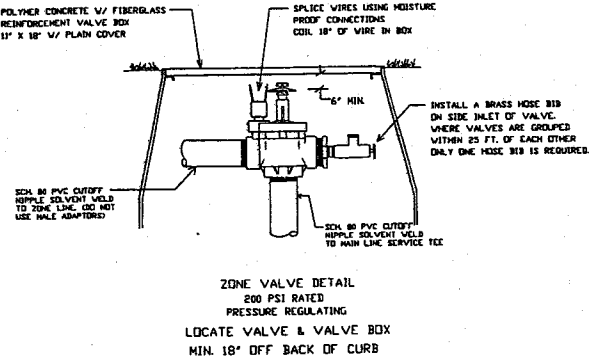
# NOTES:

- QUANTITIES GIVEN DO NOT INCLUDE THE OPTIONAL AREAS.
- QUANTITIES GIVEN ARE FOR CONTRACTORS CONVENIENCE ONLY. THE ACCURACY IS NOT GUARANTEED. IT IS RECOMMENDED THAT ONE VERIFY ALL QUANTITIES.

# MATERIAL QUANTITY

# NOTES:

- PIPING:  
MAIN LINES: 2 INCH SCHEDULE 40 PVC W/ METALLIC MARKER TAPE 6" BELOW FINISHED GRADE.  
MAIN LINES: 2-1/2 INCH CLASS 200 PVC D-RING W/ METALLIC MARKER TAPE 6" BELOW FINISHED GRADE.  
ZONE LINES: PVC, 1/2" IS NOT USED, 3/4" & GREATER USE SCH. 40 PVC  
DIRECTIONAL BORING: BORING SHALL BE DONE IN ACCORDANCE WITH PALM BEACH COUNTY AND F.D.O.T. SPECIFICATIONS. PROVIDE OWNER WITH ALL BORE LOGS, DIRECTIONAL BORE 'AS-BUILTS', UTILITY CROSSING EQUATIONS AND F.D.O.T. UTILITY CROSSING PERMITS THAT ARE REQUIRED.  
ALL SLEEVES UNDER VEHICULAR USE PAVEMENT SHALL BE SCH 80 WITH 36" MINIMUM COVER.  
ALL SLEEVES UNDER WALKWAYS SHALL BE SCH 40 WITH 24" MINIMUM COVER.  
FITTINGS: 2-1/2" OR LARGER MAIN LINES: DUCTILE IRON FITTINGS, 2" OR SMALLER MAIN LINES: SCHEDULE 80 PVC, ZONE LINES: SCH. 40 PVC  
FABRICATION: SQUARE CUT, CLEAN ALL JOINTS. USE CLEANER ON ALL LATERALS. USE GRAY PVC CEMENT. FULLY ENGAGE ALL JOINTS.  
ALLOW ALL MAIN LINES TO CURE FOR 24 HOURS BEFORE PRESSURING.  
ALL PIPE, FITTINGS, AND SOLVENTS TO CONFORM TO LATEST ASTM SPECS.
- DEPTH OF LINES: MAIN LINE AND WIRING = 24" DEEP, MIN.  
RUN LINE GUARD METALLIC TAPE 6" BELOW FINISHED GRADE.  
SLEEVING UNDER PAVEMENT = 36" DEEP MIN.  
ZONE LINES = 18" DEEP MIN. FOR ALL ZONE LINES
- CONTROL WIRES: AVG 14 FOR ALL HOT WIRES AND AVG 12 FOR COMMON.  
SOLID COPPER TYPE UF UL LISTED FOR DIRECT BURIAL.  
RUN UNDER MAINLINE, TAPED EVERY 10'.  
SPlice WIRES ONLY IN A VALVE BOX.  
ALL SPLICES SHALL BE MOISTURE PROOF USING DBY OR EQUAL TYPE CONNECTORS.  
RUN 2 SPARES FROM CONTROLLER IN EACH DIRECTION ALL AROUND MAIN IN ADDITION TO ANY SPARES AT STUBOUTS SHOWN, COMMON TO BE WHITE, SPARES BLACK, HOT WIRES COLOR CODED.
- PRESSURE TEST MAIN LINES AT 100 PSI FOR 24 HOURS WITH A MAXIMUM ALLOWABLE LOSS OF 5 PSI. IF SYSTEM FAILS TEST, REPAIR & RETEST. TEST TO BE CONDUCTED IN PRESENCE OF PALM BEACH COUNTY REPRESENTATIVE.
- BACKFILL ALL TRENCHES FREE OF DEBRIS, COMPACT TO ORIGINAL DENSITY, FLUSH ALL LINES, USE SCREENS IN ALL HEADS, ADJUST HEADS FOR PROPER COVERAGE AVOIDING EXCESS WATER ON WALLS, WALKS, PAVING, ETC.
- ALL DETAILS ARE GRAPHICALLY SHOWN ONLY. ALL QUANTITIES SHALL BE VERIFIED BY CONTRACTOR PRIOR TO INSTALLATION. THIS SHALL BE THE CONTRACTORS RESPONSIBILITY TO ASSURE COMPLETE OVERLAPPING COVERAGE. ANY DISCREPANCIES SHALL BE REPORTED TO THE OWNER AND LANDSCAPE ARCHITECT BEFORE PROCEEDING. CODES AND LOCAL REGULATIONS SHALL TAKE PRECEDENCE OVER THESE PLANS, THE LANDSCAPE ARCHITECT/DESIGNER RESERVES THE RIGHT TO MAKE MINOR FIELD CHANGES, THE CONTRACTOR MAY FIELD ADJUST SPRAY NOZZLE SELECTION TO PROVIDE PROPER COVERAGE.
- PROVIDE OWNER WITH AN ACCURATE 'AS INSTALLED' PLAN AT COMPLETION SHOWING MAIN LINES, WIRING, VALVES, CROSSINGS, ETC. USING DIMENSIONS FROM FIXED DATUMS.
- CONTRACTOR SHALL VERIFY ALL UNDERGROUND UTILITIES PRIOR TO COMMENCEMENT OF WORK.
- IF EXISTING SIDEWALK IS REMOVED OR DAMAGED IN BORING OR CONSTRUCTION, IT SHALL BE REPLACED TO PALM BEACH COUNTY AND F.D.O.T. SPECIFICATIONS.
- CONTRACTOR SHALL REFER TO THE ANNUAL ROADWAY LANDSCAPING CONTRACT SPECIFICATIONS AS THE GOVERNING SPECIFICATIONS.



FIXED-SPRAY SPRINKLER  
TORO 570Z-6P-PRX

SCALE: NOT TO SCALE

**CHRISTOPHER L. SPAIN, C.I.D.**  
2300 NE Cooper Terrace, Jensen Beach, Florida 34957  
Phone 772 333-1016 Fax 772 333-1017

DATE	BY	DESCRIPTION	DATE	BY	DESCRIPTION



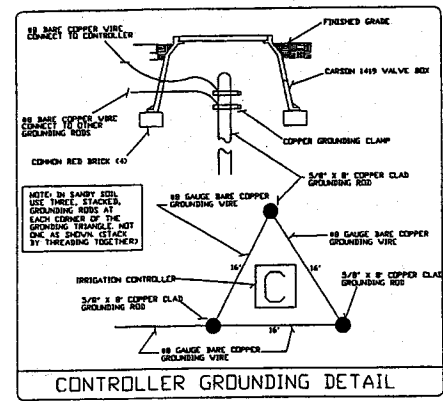
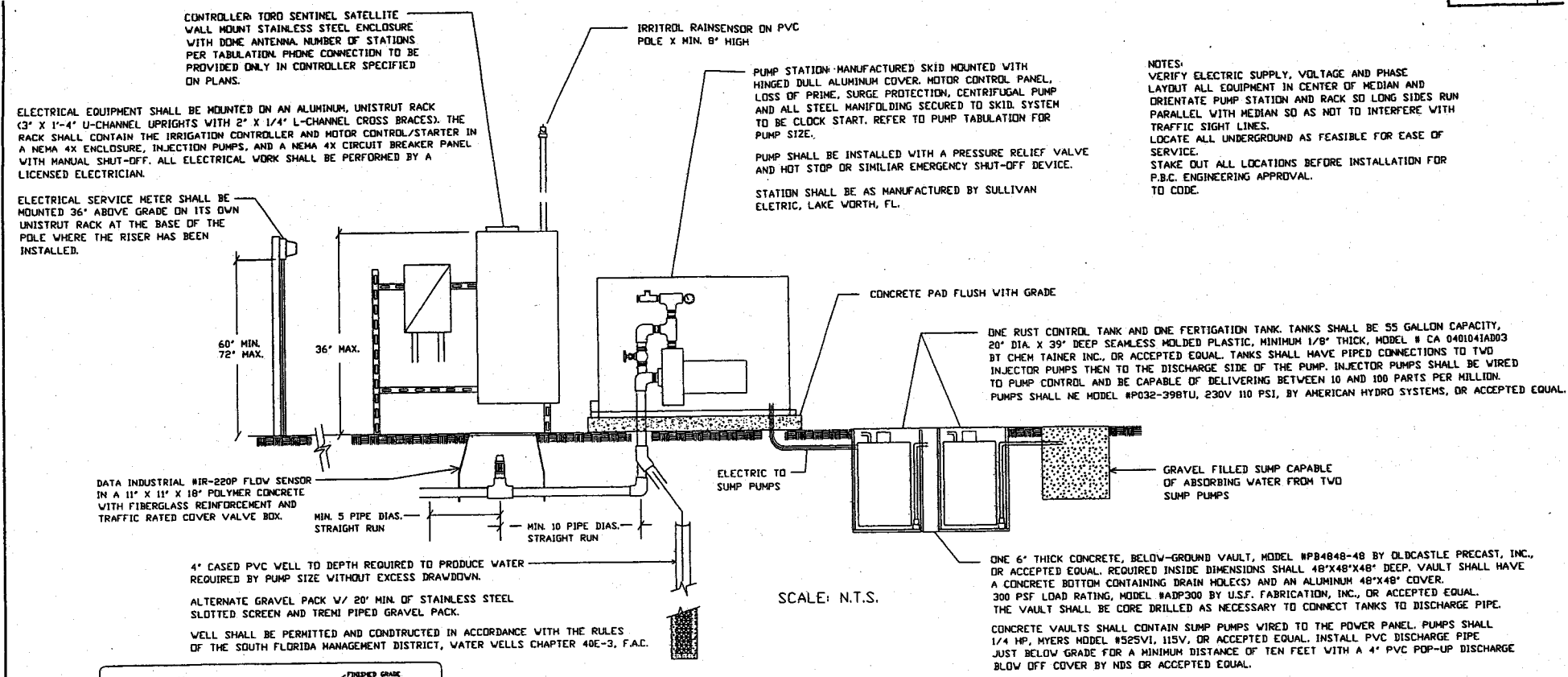
Castle Holloway O'Malley, Inc.  
2000 N. Highway 1  
Jensen Beach, Florida 34957  
(888) 884-4100



PALM BEACH COUNTY  
ENGINEERING AND PUBLIC WORKS  
DEPARTMENT  
1000 N. Highway 1  
Jensen Beach, Florida 34957  
(407) 884-4100

STATE ROAD 7

IRRIGATION DETAILS



PUMP STATION TABULATION						
SYSTEM	PUMP		BASE WELL DEPTH	WELL TYPE	CONTROLLER	PHONE CONNECTION
	SIZE	PERFORMANCE				
B	3 H.P.	115 TDH @ 50 GPM	100'	OPEN END	12 STATION	"

- 1. PHONE CONNECTION LOCATION TO BE DETERMINED BY PALM BEACH COUNTY
- 2. PUMP STATIONS LOCATED IN THE OPTIONAL AREAS ARE NOT SHOWN ABOVE.

- NOTES:
- 1. CONTRACTOR SHALL CONTACT FPL PRIOR TO IRRIGATION INSTALLATION TO COORDINATE ELECTRICAL SUPPLY AND SERVICE LOCATIONS FOR PUMP STATIONS.
  - 2. FPL WILL REQUIRE WRITTEN AUTHORIZATION PRIOR TO ENERGIZING ELECTRIC SERVICE.
  - 3. ELECTRICAL INSPECTION SHALL BE REQUIRED.
  - 4. FINAL LOCATION OF PUMP STATION AND WELL SHALL BE DETERMINED BY THE PROJECT ENGINEER.
  - 5. ALL PUMP STATIONS SHALL MEET MINIMUM CLEAR ZONE AND LIMIT OF CLEAR SIGHT REQUIREMENTS.

## **EXHIBIT "C"**

### **FEDERAL AND/OR STATE FUNDED CONTRACTS**

The administration of resources awarded by the Department to **PALM BEACH COUNTY** may be subject to audits and/or monitoring by the Department, as described in this section.

#### **MONITORING**

In addition to reviews of audits conducted in accordance with OMB Circular A-133 and Section 215.97, F.S., as revised (see "AUDITS" below), monitoring procedures may include, but not be limited to, on-site visits by Department staff, limited scope audits as defined by OMB Circular A-133, as revised, and/or other procedures. By entering into this agreement, the recipient agrees to comply and cooperate fully with any monitoring procedures/processes deemed appropriate by the Department. In the event the Department determines that a limited scope audit of the recipient is appropriate, the recipient agrees to comply with any additional instructions provided by the Department staff to **PALM BEACH COUNTY** regarding such audit. **PALM BEACH COUNTY** further agrees to comply and cooperate with any inspections, reviews, investigations, or audits deemed necessary by the FDOT's Office of Inspector General (OIG) and Florida's Chief Financial Officer (CFO) or Auditor General.

#### **AUDITS**

##### **PART I: FEDERALLY FUNDED**

Recipients of federal funds (i.e. state, local government, or non-profit organizations as defined in OMB Circular A-133, as revised) are to have audits done annually using the following criteria:

1. In the event that the recipient expends \$500,000 or more in Federal awards in its fiscal year, the recipient must have a single or program-specific audit conducted in accordance with the provisions of OMB Circular A-133, as revised. EXHIBIT 1 to this agreement indicates Federal resources awarded through the Department by this agreement. In determining the Federal awards expended in its fiscal year, the recipient shall consider all sources of Federal awards, including Federal resources received from the Department. The determination of amounts of Federal awards expended should be in accordance with the guidelines established by OMB Circular A-133, as revised. An audit of the recipient conducted by the Auditor General in accordance with the provisions OMB Circular A-133, as revised, will meet the requirements of this part.
2. In connection with the audit requirements addressed in Part I, paragraph 1., the recipient shall fulfill the requirements relative to auditee responsibilities as provided in Subpart C of OMB Circular A-133, as revised.
3. If the recipient expends less than \$500,000 in Federal awards in its fiscal year, an audit conducted in accordance with the provisions of OMB Circular A-133, as revised, is not required. However, if the recipient elects to have an audit conducted in accordance with the provisions of OMB Circular A-133, as revised, the cost of the audit must be paid from non-Federal resources (i.e., the cost of such an audit must be paid from recipient resources obtained from other than Federal entities).
4. Federal awards are to be identified using the Catalog of Federal Domestic Assistance (CFDA) title and number, award number and year, and name of the awarding federal agency.

##### **PART II: STATE FUNDED**

Recipients of state funds (i.e. a nonstate entity as defined by Section 215.97(2)(l), Florida Statutes) are to have audits done annually using the following criteria:

1. In the event that the recipient expends a total amount of state financial assistance equal to or in excess of \$500,000 in any fiscal year, the recipient must have a State single or project-specific audit for such fiscal year in accordance with Section 215.97, Florida Statutes; applicable rules of the Department of Financial Services and the CFO; and Chapters 10.550 (local governmental entities) or

10.650 (nonprofit and for-profit organizations), Rules of the Auditor General. EXHIBIT 1 to this agreement indicates state financial assistance awarded through the Department by this agreement. In determining the state financial assistance expended in its fiscal year, the recipient shall consider all sources of state financial assistance, including state financial assistance received from the Department, other state agencies, and other nonstate entities. State financial assistance does not include Federal direct or pass-through awards and resources received by a nonstate entity for Federal program matching requirements.

2. In connection with the audit requirements addressed in Part II, paragraph 1, the recipient shall ensure that the audit complies with the requirements of Section 215.97(7), Florida Statutes. This includes submission of a financial reporting package as defined by Section 215.97(2)(d), Florida Statutes, and Chapters 10.550 (local governmental entities) or 10.650 (nonprofit and for-profit organizations), Rules of the Auditor General.
3. If the recipient expends less than \$500,000 in state financial assistance in its fiscal year, an audit conducted in accordance with the provisions of Section 215.97, Florida Statutes, is not required. However, if the recipient elects to have an audit conducted in accordance with the provisions of Section 215.97, Florida Statutes, the cost of the audit must be paid from the nonstate entity's resources (i.e., the cost of such an audit must be paid from the recipient's resources obtained from other than State entities).
4. State awards are to be identified using the Catalog of State Financial Assistance (CSFA) title and number, award number and year, and name of the state agency awarding it.

### **PART III: OTHER AUDIT REQUIREMENTS**

The recipient shall follow up and take corrective action on audit findings. Preparation of a summary schedule of prior year audit findings, including corrective action and current status of the audit findings is required. Current year audit findings require corrective action and status of findings.

Records related to unresolved audit findings, appeals, or litigation shall be retained until the action is completed or the dispute is resolved. Access to project records and audit work papers shall be given to the FDOT, the Department of Financial Services, and the Auditor General. This section does not limit the authority of the Department to conduct or arrange for the conduct of additional audits or evaluations of state financial assistance or limit the authority of any other state official.

### **PART IV: REPORT SUBMISSION**

1. Copies of reporting packages for audits conducted in accordance with OMB Circular A-133, as revised, and required by PART I of this agreement shall be submitted, when required by Section .320 (d), OMB Circular A-133, as revised, by or on behalf of the recipient directly to each of the following:
  - A. The Department at each of the following addresses:

Florida Department of Transportation,  
3400 W. Commercial Blvd.  
Ft. Lauderdale, FL 33309  
Antonette P. Adams, Professional Services Administrator  
Robert Bostian, Project Manager
  - B. The Federal Audit Clearinghouse designated in OMB Circular A-133, as revised (the number of copies required by Sections .320 (d)(1) and (2), OMB Circular A-133, as revised, should be submitted to the Federal Audit Clearinghouse), at the following address:

Federal Audit Clearinghouse  
Bureau of the Census  
1201 East 10<sup>th</sup> Street  
Jeffersonville, IN 47132
  - C. Other Federal agencies and pass-through entities in accordance with Sections .320 (e) and (f), OMB Circular A-133, as revised.



2. In the event that a copy of the reporting package for an audit required by PART I of this agreement and conducted in accordance with OMB Circular A-133, as revised, is not required to be submitted to the Department for reasons pursuant to section .320 (e)(2), OMB Circular A-133, as revised, the recipient shall submit the required written notification pursuant to Section .320 (e)(2) and a copy of the recipient's audited schedule of expenditures of Federal awards directly to each of the following:

Florida Department of Transportation,  
3400 W. Commercial Blvd.  
Ft. Lauderdale, FL 33309  
Antonette P. Adams, Professional Services Administrator  
Robert Bostian, Project Manager

In addition, pursuant to Section .320 (f), OMB Circular A-133, as revised, the recipient shall submit a copy of the reporting package described in Section .320 (c), OMB Circular A-133, as revised, and any management letters issued by the auditor, to the Department at each of the following addresses:

Florida Department of Transportation,  
3400 W. Commercial Blvd.  
Ft. Lauderdale, FL 33309  
Antonette P. Adams, Professional Services Administrator  
Robert Bostian, Project Manager

3. Copies of financial reporting packages required by PART II of this agreement shall be submitted by or on behalf of the recipient directly to each of the following:

A. The Department at each of the following addresses:

Florida Department of Transportation,  
3400 W. Commercial Blvd.  
Ft. Lauderdale, FL 33309  
Antonette P. Adams, Professional Services Administrator  
Robert Bostian, Project Manager

B. The Auditor General's Office at the following address:

Auditor General's Office  
Room 401, Pepper Building  
111 West Madison Street  
Tallahassee, Florida 32399-1450

4. Copies of reports or the management letter required by PART III of this agreement shall be submitted by or on behalf of the recipient directly to:

A. The Department at each of the following addresses:

Florida Department of Transportation,  
3400 W. Commercial Blvd.  
Ft. Lauderdale, FL 33309  
Antonette P. Adams, Professional Services Administrator  
Robert Bostian, Project Manager

5. Any reports, management letter, or other information required to be submitted to the Department pursuant to this agreement shall be submitted timely in accordance with OMB Circular A-133, Florida Statutes, and Chapters 10.550 (local governmental entities) or 10.650 (nonprofit and for-profit organizations), Rules of the Auditor General, as applicable.

6. Recipients, when submitting financial reporting packages to the Department for audits done in accordance with OMB Circular A-133 or Chapters 10.550 (local governmental entities) or 10.650

(nonprofit and for-profit organizations), Rules of the Auditor General, should indicate the date that the reporting package was delivered to the recipient in correspondence accompanying the reporting package.

PART V: RECORD RETENTION

- 1. The recipient shall retain sufficient records demonstrating its compliance with the terms of this agreement for a period of at least five years from the date the audit report is issued, and shall allow the Department, or its designee, CFO, or Auditor General access to such records upon request. The recipient shall ensure that audit working papers are made available to the Department, or its designee, CFO, or Auditor General upon request for a period of at least five years from the date the audit report is issued, unless extended in writing by the Department.

FEDERAL and/or STATE resources awarded to the recipient pursuant to this agreement should be listed below. If the resources awarded to the recipient represent more than one Federal or State program, provide the same information for each program and the total resources awarded. Compliance Requirements applicable to each State program should also be listed below. If the resources awarded to the recipient represent more than one program, list applicable compliance requirements for each program in the same manner as shown here:

STATE RESOURCES

<u>State Agency</u>	<u>Catalog of State Financial Assistance (Number &amp; Title)</u>	<u>Amount</u>
DOT (Department of Transportation)	55.023    State Highway Project Reimbursement	\$170,000.00

Compliance Requirements

- 1. Exhibit "A" Scope of Services

STATE AGENCY: FDOT

CSFA #: 55.023

TITLE: State Highway Project Reimbursement

COMPLIANCE REQUIREMENTS:

Allowed Activities: Any or all services to be done specified in the Agreement.

Allowable Cost: Expenditures made on projects in the State Highway System

BOARD OF COUNTY COMMISSIONERS  
PALM BEACH COUNTY  
BUDGET Amendment

FUND Transportation Improvement

BGRV  
BGEX

ACCOUNT NUMBER	ACCOUNT NAME	ORIGINAL BUDGET	CURRENT BUDGET	INCREASE	DECREASE	ADJUSTED BUDGET	EXPENDED/ ENCUMBERED AS OF 10/01/06	REMAINING BALANCE
----------------	--------------	--------------------	-------------------	----------	----------	--------------------	--	----------------------

REVENUES

SR 7/441-N OF BROWARD CTY LINE TO GLADES  
RD

3500-361-1171-3449 State Grant Other Transportation	<u>0</u>	<u>0</u>	<u>170,000</u>	<u>0</u>	<u>170,000</u>
TOTAL RECEIPTS & BALANCES	260,611,354	260,611,354	170,000	0	260,781,354

EXPENDITURES

SR 7/441-N OF BROWARD CTY LINE TO GLADES  
RD

3500-361-1171-6510 Landscaping/Irrigation-Infra	<u>0</u>	<u>0</u>	<u>170,000</u>	<u>0</u>	<u>170,000</u>	0	170,000
TOTAL APPROPRIATIONS & EXPENDITURES	260,611,354	260,611,354	170,000	0	260,781,354		

Engineering & Public Works	SIGNATURE	DATE	By Board of County Commissioners
Administration / Budget Approval	<u>R.D. Ward</u>	<u>9/20/06</u>	At Meeting of <u>11/21/06</u>
OFMB Department – Posted	_____	_____	Deputy Clerk to the
	_____	_____	Board of County Commissioners

2007- \_\_\_\_\_

BOARD OF COUNTY COMMISSIONERS  
PALM BEACH COUNTY  
BUDGET Transfer

BGEX

FUND Transportation Improvement

ACCOUNT NUMBER	ACCOUNT NAME	ORIGINAL BUDGET	CURRENT BUDGET	INCREASE	DECREASE	ADJUSTED BUDGET	EXPENDED/ ENCUMBERED AS OF 10/01/06	REMAINING BALANCE
<b>SR 7/441-N OF BROWARD CTY LINE TO GLADES RD</b>								
3500-361-1171-6510	Landscaping/Irrigation-Infra	0	170,000	729,400	0	899,400	0	495,000
<b>UNINCORPORATED AREA OTIS</b>								
3500-361-1000-6510	Landscaping/Irrigation-Infra	6,151,134	6,031,134	<u>0</u>	<u>729,400</u>	5,301,734		
				729,400	729,400			

SIGNATURE

DATE

By Board of County Commissioners  
At Meeting of 11/21/06

Engineering & Public Works

R. D. Ward

9/20/06

Administration / Budget Approval

\_\_\_\_\_

\_\_\_\_\_

OFMB Department – Posted

\_\_\_\_\_

\_\_\_\_\_

Deputy Clerk to the  
Board of County Commissioners

*Print*

**ALM BEACH COUNTY  
F COUNTY COMMISSIONERS  
ENDA ITEM SUMMARY**

**Meeting Date:** November 21, 2006

☒ **Consent**    ☐ **Regular**  
☐ **Ordinance**    ☐ **Public Hearing**

**Department:**

**Submitted By:** Engineering & Public Works Department

**Submitted For:** Traffic Division

**I. EXECUTIVE BRIEF**

**Motion and Title: Staff recommends motion to approve:** The First Amendment to an Agreement with Communities Finance Company, LLC (CFC) for intersection improvements at Military Trail and Hood Road to provide turn lanes at the intersection.

**Summary:** The Agreement provides funding up to \$180,000 for construction of intersection improvements at Military Trail and Hood Road by CFC. CFC is already making improvements to Hood Road between Central Boulevard and Alternate A1A as a condition of its Evergrene Residential Development. The Amendment will extend the date for completion of the work from December 31, 2005 to December 31, 2006.

**District:** Countywide    (L.B.)

**Background and Justification:** CFC is making improvements to Hood Road as a condition of its Evergrene Residential Development. These improvements include the addition of a south approach right turn lane and an additional north approach and south approach left turn lane and are depicted in Palm Beach County Project No. 2001607. The limits of these improvements include the Military Trail intersection, which the County would like to improve to its ultimate configuration. The Agreement added the intersection improvements to the existing project and would reimburse CFC for the added design and construction. The time extension is necessary due to delay in completion of the work.

**Attachments:**

1. Agreements (2)
2. Original Agreement R2004- 2473

**Recommended by:**

*Jan Messing*  
\_\_\_\_\_  
**Division Director**

09/22/06

*[Signature]*  
\_\_\_\_\_  
**Date**

**Approved by:**

\_\_\_\_\_  
**County Engineer**

\_\_\_\_\_  
**Date**

## II. FISCAL IMPACT ANALYSIS

### A. Five Year Summary of Fiscal Impact:

Fiscal Years	2007	2008	2009	2010	2011
Capital Expenditures	\$ -0-	-0-	-0-	-0-	-0-
Operating Costs	-0-	-0-	-0-	-0-	-0-
External Revenues	-0-	-0-	-0-	-0-	-0-
Program Income (County)	-0-	-0-	-0-	-0-	-0-
In-Kind Match (County)	-0-	-0-	-0-	-0-	-0-
NET FISCAL IMPACT	\$ -0-	-0-	-0-	-0-	-0-

# ADDITIONAL FTE

POSITIONS (Cumulative) \_\_\_\_\_

Is Item Included in Current Budget? Yes X No \_\_\_\_  
Budget Acct No.: Fund 3500 Dept. 361 Unit 1133 Object 6551  
Program

### B. Recommended Sources of Funds/Summary of Fiscal Impact:

Transportation Improvement Fund  
Hood Road & Military Trail

This item has no additional fiscal impact.

C. Departmental Fiscal Review: R.D. Ward 9/26/06

## III. REVIEW COMMENTS

### A. OFMB Fiscal and/or Contract Dev. and Control Comments:

\_\_\_\_\_  
OFMB

\_\_\_\_\_  
Contract Dev. and Control

### B. Approved as to Form and Legal Sufficiency:

\_\_\_\_\_  
Assistant County Attorney

### C. Other Department Review:

\_\_\_\_\_  
Department Director

This summary is not to be used as a basis for payment.

**FIRST AMENDMENT TO A JOINT PROJECT AGREEMENT  
BETWEEN  
PALM BEACH COUNTY AND COMMUNITIES FINANCE COMPANY, LLC**

This First Amendment to A Joint Project Agreement is made as of \_\_\_\_\_, between Palm Beach County, Florida, a political subdivision of the State of Florida (hereinafter County), and Communities Finance Company, LLC, A Delaware limited liability company (hereinafter CFC).

**RECITALS**

**WHEREAS**, the County and CFC entered into a Joint Project Agreement for intersection improvements (hereinafter Improvements) on November 10, 2004 (R2004 2473) to make improvements to the intersection of Hood Road and Military Trail; and

**WHEREAS**, the County and CFC desire to amend the completion date of that Agreement to allow work to continue until December 31, 2006.

**NOW, THEREFORE**, in consideration of their mutual covenants contained herein, the County and Consultant hereby agree to amend the Contract as follows:

**Article 1.** Section 4 of the Agreement, regarding the submittal of invoices for final payment, is hereby amended to change the date from December 2005 to December 31, 2006.

**Article 2.** This amendment shall be retroactive to December 31, 2005.

**Article 3.** Except as specifically set forth herein, all terms and conditions of the Contract shall remain in full force and effect.

[Remainder of page left blank.]

IN WITNESS WHEREOF, the parties have made and executed this Agreement as of the day and year first written above.

COUNTY:  
PALM BEACH COUNTY, FLORIDA,  
a Political Subdivision  
of the State of Florida  
BOARD OF COUNTY COMMISSIONERS

BY: \_\_\_\_\_  
Tony Masilotti, Chairman

CFC:  
COMMUNITIES FINANCE COMPANY  
LLC.,  
a Delaware Limited Liability Company

BY: \_\_\_\_\_  
John Carter,  
Vice President

ATTEST:  
Sharon R. Bock,  
Clerk & Comptroller  
Circuit Court

BY: \_\_\_\_\_  
Deputy Clerk

SEAL

CORPORATE SEAL

WITNESS:

BY: \_\_\_\_\_  
Simia Naras  
(Printed Name)

BY: \_\_\_\_\_  
DAN WEISBERG  
(Printed Name)

APPROVED AS TO TERMS  
AND CONDITIONS:

BY: \_\_\_\_\_

APPROVED AS TO FORM  
AND LEGAL SUFFICIENCY:

BY: \_\_\_\_\_  
COUNTY ATTORNEY

F:\TRAFFIC\DIW\JPA\Hood Road Amendment



R2004 2473  
DEC 07 2004

**JOINT PROJECT AGREEMENT BETWEEN PALM BEACH COUNTY AND  
COMMUNITIES FINANCE COMPANY, LLC FOR IMPROVEMENTS TO THE  
MILITARY TRAIL AND HOOD ROAD INTERSECTION**

THIS AGREEMENT, made and entered into this 10<sup>th</sup> day of Nov, 2004, by and between:

THE BOARD OF COUNTY COMMISSIONERS OF PALM BEACH COUNTY, FLORIDA, a political subdivision of the State of Florida, hereinafter referred to as "COUNTY"; and Communities Finance Company, LLC, a Delaware limited liability company, hereinafter referred to as "CFC".

**WITNESSETH**

WHEREAS, the COUNTY desires to widen Military Trail, a COUNTY road, by adding northbound and southbound dual left turn lanes and a northbound right turn lane at its intersection with Hood Road, hereinafter referred to as "INTERSECTION IMPROVEMENTS"; and

WHEREAS, CFC is constructing a residential development on Hood Road, a COUNTY road, and as a condition of that development, CFC is required by the COUNTY to construct certain improvements to Hood Road, depicted in the plans designed by The Wantman Group, Inc. and reviewed by Palm Beach County as Palm Beach County Project #2001607; and

WHEREAS, the location of the INTERSECTION IMPROVEMENTS is within the project limits of the developers aforementioned Project #2001607; and

WHEREAS, the COUNTY wishes to incorporate the INTERSECTION IMPROVEMENTS into the developers aforementioned Project #2001607 and utilize the same designer and construction contractor for the INTERSECTION IMPROVEMENTS as for Project #2001607; and

WHEREAS, the COUNTY wishes to reimburse CFC for their documented costs of the INTERSECTION IMPROVEMENTS in an amount not to exceed \$180,000; and

WHEREAS, the COUNTY and CFC believe it is in their best interests to enter into this Agreement.

NOW, THEREFORE, in consideration of the mutual covenants, promises and representations herein made, the parties agree as follows:

1. The above recitations are true and correct and are incorporated herein and made a part hereof by this reference.

2. CFC agrees to incorporate the INTERSECTION IMPROVEMENTS into the developers plans reviewed by Palm Beach County as Palm Beach County Project #2001607, including design and construction to all appropriate COUNTY standards and specifications.
3. The COUNTY agrees to fund the INTERSECTION IMPROVEMENTS including design, contract preparation, bidding, award, construction, contract administration, and inspection pursuant to all applicable state and local laws and regulations. These costs are estimated to be \$140,000, however, the COUNTY shall be responsible for all costs described in this section up to a maximum of \$180,000. In no event shall the COUNTY have any obligation to any other entity or person.
4. A Contract Payment Request Form and a Contractual Services Purchases Schedule Form, attached hereto and incorporated herein as Exhibit "A" which are required for each and every reimbursement requested by CFC. Said information shall list each invoice payable by CFC and shall include the vendor invoice number, invoice date and the amount payable to CFC. CFC shall attach a copy of each vendor invoice paid by CFC along with a copy of the respective check and shall make reference thereof to the applicable item listed on the Contractual Services Purchases Schedule Form. Further, the Program Administrator and the Program Financial Officer for CFC shall certify the total funds payable by CFC on the project and shall also certify that each vendor invoice listed on the Contractual Services Purchases Schedule Form was paid by CFC as indicated. Invoices received from CFC will be reviewed and approved by the COUNTY indicating that the expenditures have been made in conformity with requirements of this Agreement. Thereafter, they will be sent to the COUNTY'S Finance Department for final approval and payment. Unless the terms of this Agreement is extended, CFC shall submit all invoices for final payment by December 2005. The COUNTY shall have no obligations for any costs incurred after the above-referenced date.
5. This effective date of this Agreement shall be the date of full execution by both parties and upon filing with the Clerk of the Courts for Palm Beach County, Florida.
6. CFC shall maintain adequate records to justify all charges, expenses, and costs incurred in performing the project for at least three (3) years after its completion. The COUNTY shall have access to all books, records, and documents as required in this Section for the purpose of inspection or audit during normal business hours.

7. CFC recognizes that it is an independent contractor and not an agent or servant of the COUNTY. No person employed by any party to this Agreement, shall in connection with the performance of this Agreement or any services or functions contemplated hereunder, at any time, be considered the employee of the other party, nor shall an employee claim any right in or entitlement to any pension, worker's compensation benefit, unemployment compensation, civil service, or other employee rights or privileges granted by operation of law or otherwise, except through and against the entity by whom they are employed.
8. The COUNTY shall not be deemed to assume any liability for the negligent or wrongful acts, or omissions of CFC. Nothing contained herein shall be construed as a waiver, by the COUNTY, of the liability limits established in Section 768.28, Florida Statutes.
9. CFC shall protect, defend, reimburse, indemnify and hold COUNTY, its agents, employees and elected officers harmless from and against all claims, liability, expense, loss, cost, damages or causes of action of every kind or character, including attorney's fees and costs, whether at trial or appellate levels or otherwise, arising during performance of the terms of this Agreement or due to the acts or omissions of CFC.
10. CFC shall maintain and require its Contractor to maintain workers compensation coverage in accordance with Florida Statutes. CFC and Contractor shall carry insurance naming County as an Additional Insured Party with the minimum limits of One Million Dollars (\$1,000,000.00) per occurrence and Three Million Dollars (\$3,000,000.00) General Aggregate Insurance and shall carry automobile liability insurance with minimum limits of One Million Dollars (\$1,000,000.00) per occurrence combined single limits. Finally, Contractor and CFC shall provide a Florida Statute Payment and Performance Bond in the amount of Two Million Seven Hundred Nineteen Thousand Dollars and 00/100 (\$2,719,000.00).
11. After receipt of payment, CFC shall not be relieved of liability to the COUNTY for damages sustained by the COUNTY by virtue of any breach of the contract or negligence by CFC.
12. CFC acknowledges that no person, on the grounds of race, color, sex, national origin, disability, religion, ancestry, marital status, or sexual orientation, will be excluded

from the benefits of, or will be subjected to any form of discrimination under any activity carried out by the performance of this Agreement.

13. The parties expressly covenant and agree that in the event either party is in default of its obligations under this Agreement, the party not in default shall provide to the defaulting party thirty (30) days written notice exercising any of its rights.
14. Any costs or expenses (including attorney's fees) associated with the terms and conditions of this Agreement shall be borne by the respective parties; provided, however, that this clause pertains only to the parties to the Agreement.
15. Except as expressly permitted herein to the contrary, no modification, amendment or alteration in the terms or conditions contained herein shall be effective unless contained in a written document executed with the same formality and equality of dignity herewith.
16. As provided in F.S. 287.132-133, by entering into this Agreement or performing any work in furtherance hereof, CFC certifies that its affiliates, suppliers, sub-contractors, and consultants who perform work hereunder, have not been placed on the convicted vendor list maintained by the State of Florida Department of Management Services within 36 months immediately preceding the date hereof. This notice is required by F.S. 287.133(a).
17. All notices required to be given under this Agreement shall be addressed to:

COUNTY

Palm Beach County Traffic Division  
Attention: Daniel I. Weisberg, P.E., Director  
160 Australian Avenue #303  
West Palm Beach, FL 33406

With copy to:

Palm Beach County Attorney's Office  
Attention: Marlene Everitt, Assistant County Attorney  
301 N. Olive Avenue  
West Palm Beach, FL 33401

CFC

Communities Finance Company, LLC  
Attention: Roger Dyess, Vice President  
11631 Kew Gardens Ave.  
Palm Beach Gardens, FL 33410

With copies to:

WCI Communities, Inc.  
Attn: Nicole Swartz, Esq.  
24301 Walden Center Dr.  
Bonita Springs, FL 33134

18. By entering into this Agreement, CFC and COUNTY represent that each has full right and lawful authority to enter into and perform this Agreement. The validity, interpretation, construction, and effort of this Agreement shall be in accordance with and governed by the laws of the State of Florida. In the event any provision hereof is determined to be unenforceable or invalid, such unenforceability or invalidity shall not affect the remaining provisions of the Agreement, which shall remain in full force and effect.
19. This Agreement, including attachments hereto, constitutes the entire agreement between the parties, and shall supersede and replace all prior agreements or understandings, written or oral, relating to the matters set forth herein.
20. This Agreement may be amended or modified only by written addendum or amendment signed by the parties and authorized by their respective elected officials.
21. CFC will promptly notify the COUNTY of any citizen complaint, claim, suit, or cause of action threatened or commenced against it which arises out of or relates, in any manner, to the performance of this Agreement.
22. The COUNTY'S performance and obligation under this Agreement is contingent upon an annual budgetary appropriation by its governing body for the purposes hereunder.
23. Any and all legal action necessary to enforce this Agreement shall be held in Palm Beach County. No remedy herein conferred upon any party is intended to be exclusive of any other remedy, and each and every such remedy shall be cumulative and shall be in addition to every other remedy given hereunder or now or hereafter existing at law or in equity or by statute or otherwise. No single or partial exercise by any party of any right, power, or remedy hereunder shall preclude any other or further exercise thereof.
24. The preparation of this Agreement has been a joint effort of the parties, and the resulting document shall not, solely as a matter of judicial constraint, be construed more severely against one of the parties than the other.
25. The captions and section designations herein set forth are for convenience only and shall have no substantive meaning.
26. A copy of this Agreement shall be filed with the Clerk of the Circuit Court in and for Palm Beach County, Florida.

IN WITNESS WHEREOF, the parties hereunto have executed this Agreement on the date and year first above written.

R2004-2473  
DEC 07 2004

COMMUNITIES FINANCE COMPANY, LLC  
BY ITS VICE PRESIDENT

PALM BEACH COUNTY, FLORIDA, BY  
ITS BOARD OF COUNTY COMMISSIONERS

By: Roger Dyess  
Roger Dyess

By: Tony Masiotti  
Tony Masiotti, Chairman

ATTEST:


ATTEST:

PAUL ANGELO, ASSISTANT SECRETARY

DOROTHY H. WILKEN, CLERK

By: Paul Angelo  
Paul Angelo

By: Judith Crandall  
Deputy Clerk



APPROVED AS TO FORM AND  
LEGAL SUFFICIENCY

By: Malcolm R. Attie  
County Attorney

Approved as to Terms and Conditions

By: Dan Musby