

Time Certain 11:15 a.m.

Agenda Item #: 5E1

PALM BEACH COUNTY
BOARD OF COUNTY COMMISSIONERS

AGENDA ITEM SUMMARY

Meeting Date: 6/19/07 [] Consent [X] Regular
[] Ordinance [] Public Hearing

Department:

Submitted By: PALM BEACH COUNTY CRIMINAL JUSTICE COMMISSION

Submitted For: PALM BEACH COUNTY CRIMINAL JUSTICE COMMISSION

I. EXECUTIVE BRIEF

MOTION AND TITLE: Staff recommends motion to receive and file: The six month update of the Criminal Justice Commission on the Youth Violence Prevention Project.

SUMMARY: Lake Worth, West Palm Beach, Riviera Beach and Boynton Beach have initiated their comprehensive plan that addresses youth violence. Youth Empowerment Centers in Lake Worth, West Palm Beach, and Riviera Beach are providing activities and programs for teenage youth to keep them off the streets and involved in positive activities. During the month of April an average of 100 youth per day were being served in the three centers. Riviera Beach has also opened a Community Justice Service Center to serve people on probation or released from incarceration. Boynton Beach is preparing summer programs and planning for full implementation in the fall.

The Law Enforcement component of the Youth Violence Prevention Project, has initiated a plan which includes: the purchase of equipment including ballistics identification software and license plate recognition cameras to be utilized by the PBSO Crime Lab and Violent Crimes Task Force, and to allocate overtime for the Violent Crimes Task Force strategic operations.

The evaluation conducted by Florida State University has established outcome measures for each program area and they are compiling data from the monthly reports to evaluate the effectiveness of each component. They are preparing an analysis of baseline data, measures of fidelity to the model, conducting interviews and surveys with key staff and clients and identifying impediments to implementation for the six month update.

Countywide (DW)


BACKGROUND AND JUSTIFICATION: In recognition of the findings of the Criminal Justice Commission's Youth Violence Prevention Project Steering Committee Lake Worth, West Palm Beach, Riviera Beach and Boynton Beach have initiated their comprehensive plan that addresses youth violence. The BCC approved funding for each city for implementation of the Youth Violence Prevention Project.

The CJC utilized a national model created by the U.S. Department of Justice, Office of Justice Programs. A comprehensive approach was developed using the research compiled by Florida State University and by involving professionals from the criminal justice system, education, and human services, and local youth. Florida State University, Center for Public Policy in Criminal Justice, assimilated and analyzed local violent crime data which demonstrates, after a decline from 1994-2002, a significant increase in murders and firearms crimes. The research supports that a multi-agency comprehensive approach is the most effective.

(continued on page 3)

Attachments: Florida State University Report

Recommended by:


Department Director

6-5-07

Date

Approved By:


Assistant County Administrator

6-11-07

Date

II. FISCAL IMPACT ANALYSIS

A. Five Year Summary of Fiscal Impact:

Fiscal Years	2007	2008	2009	2010	2011
Capital Expenditures	_____	_____	_____	_____	_____
Operating Costs	_____	_____	_____	_____	_____
External Revenues	_____	_____	_____	_____	_____
Program Income (County)	_____	_____	_____	_____	_____
In-Kind Match (County)	_____	_____	_____	_____	_____
NET FISCAL IMPACT	=====	=====	=====	=====	=====
# ADDITIONAL FTE POSITIONS (Cumulative)	_____	_____	_____	_____	_____

Is Item Included In Current Budget? Yes _____ No _____

Budget Account No.: Fund _____ Dept. _____ Unit _____ Object _____

B. Recommended Sources of Funds/Summary of Fiscal Impact:

C. Departmental Fiscal Review:

III. REVIEW COMMENTS

A. OFMB Fiscal and/or Contract Dev. and Control Comments:

There will be no fiscal impact associated with this agenda item.

Jim Smith 6-6-07
 OFMB mg
6/5/07 CN
6/5/07

Ann J. Lawler 6/5/07
 Contract Dev. and Control

B. Legal Sufficiency:

[Signature] 6/11/07
 Assistant County Attorney

C. Other Department Review:

 Department Director

(continued from page 1)

The components are:

1. **Crime Prevention:**

The prevention strategies are carried out at Youth Empowerment Centers in each targeted area that provide activities and services to youth ages 13-18, including after school programs and activities, tutoring/mentoring, job training for in school and out of school youth, information on resources, gang prevention outreach, parenting classes, employment services, Safe Schools Programs and transportation.

2. **Law Enforcement:**

The law enforcement strategies include:

- a. Training for all law enforcement agencies on the collection of evidence by standardization of evidence collection policies, procedures and training
- b. Utilization of the newer technology "license plate recognition cameras"
- c. Community oriented police officer in each targeted area
- d. Ad campaigns utilizing bus shelters and billboards to assist in cold case investigations, provide crime prevention tips, and to make people aware of the penalties for gun crimes
- e. Gun safety programs, including working with gun dealers to better secure the firearms
- f. Multi-Agency Task Forces
 - i. Violent Crimes Task Force
 - ii. Joint operations with Federal Agencies

3. **Courts:**

The strategies for the Courts component are designed to divert youth from the juvenile justice system and provide the judiciary with additional sanctions for those in the system, and include:

- a. Aggression Replacement Therapy (ART) specialized program for violent juvenile offenders. ART provides an alternative treatment program to stem the violence at an earlier age
- b. Initiating judicial training on methods to involve the parents more in the judicial process to reduce the likelihood of recidivism
- c. Funding for a specialized prosecutor to handle violent firearm crimes with defendants up to age 29 and to work with law enforcement on the prosecution of gun crimes

4. **Corrections:**

A Justice Service Center in each targeted area to provide assistance to juvenile and young adult offenders up to age 29. The Justice Service Center provides services both on-site and through referrals. These services include employment, substance abuse, mental health, legal assistance, re-entry assistance, life skills, and probation sanction assistance.

Educational programs such as Safe Schools and Career Academies, and law enforcement strategies except for the community oriented police officer, will be countywide. Each targeted area has an Advisory Board of residents and a Teen/Youth Council.

Each city will assimilate the services into their ongoing operations and annual budgets to ensure sustainability in future years.

Palm Beach Youth Violence Prevention Project Six Month Update

Dr. Tom Blomberg, PI
Center for Criminology and Public Policy Research
Florida State University

I. Prior Research on Violence Reduction in Palm Beach County

The initial phase of the project involved compiling data from a variety of sources, including arrests involving guns from 1996 to 2004 from all the police departments within Palm Beach County, Uniform Crime Reporting (UCR) statistics, criminal history data from the Florida Department of Law Enforcement (FDLE), and detailed homicide victim information from the Palm Beach Medical Examiner's Office. These data were then analyzed to develop a thorough understanding of the extent of the gun violence problem from a historical perspective, to determine what demographic groups were contributing most to the problem, and to identify hot spots of gun violence.

- Brief summary of past findings (Palm Beach Youth Violence Reduction Project)

II. Current Research

The current research employs a quasi-experimental design utilizing qualitative and quantitative methods with five program sites and five control sites. Each of the five program sites' (Belle Glade, Boynton Beach, Lake Worth, Riviera Beach, and West Palm Beach) efforts are focused on four components. ***These components are prevention, corrections, law enforcement, and courts.*** The prevention component focuses on the development of youth empowerment sites located within the identified program site areas. The corrections component includes the development of justice service centers and/or an expansion of community reintegration services of existing justice service centers in each of the five program sites. Law enforcement and courts are components developed and implemented at the county level through the Palm Beach County Violent Crimes Task Force (VCTF) and special violent crime prosecutors within the Palm Beach State Attorney's Office.

- An update of the evaluation methods and data collected to date including methods and baseline data for each of the four components across the five program sites
- (1) site level (utilizing individual & program level data); (2) city level data (for control-program site comparisons); (3) county level (courts & law enforcement)

A. Prevention: Youth Empowerment Centers

- Methods:
 - ✓ Program site stakeholder interviews (three time points)
 - ✓ Monthly Report Template Development and Implementation
 - ✓ Youth Council Leadership Assessment Surveys
 - ✓ Youth Council Arc's Self-Determination Scale
 - ✓ Program and participation growth profile
 - ✓ Implementation fidelity
- Findings:
 - ✓ See Attachment

B. Corrections: Justice Service Centers

- Methods:
 - ✓ Program site stakeholder interviews (three time points)
 - ✓ Monthly Report Template Development and Implementation
 - ✓ Program and participation growth profile
 - ✓ Implementation fidelity
- Findings:
 - ✓ See Attachment

C. Law Enforcement: Palm Beach Violent Crimes Task Force

- Methods:
 - ✓ National Institute of Justice(NIJ)/Bureau of Justice Assistance(BJA) adapted Law Enforcement Gang Presence Survey
 - ✓ VCTF interviews
- Findings:
 - ✓ See Attachment

D. Courts: Combat Unit-Special Prosecutors-Palm Beach State Attorney's Office

- Methods:
 - ✓ FDLE Palm Beach County State Attorney's Office Criminal Street Gang Activity Survey
 - ✓ Combat Unit interviews
 - ✓ Special Prosecutor's open case review
 - ✓ STAC system review
- Findings:
 - ✓ See Attachment

III. Future Timelines

Evaluation will include continued data collection from monthly report data on participant and program growth from youth empowerment and justice service centers. Outcome

measures will be compiled, analyzed, and reported by program provider and program site for the 12-month report. Post-test assessments will be administered to youth council members utilizing the Arc's Self-Determination Survey for the 12-month update. The NIJ/BJA Gang Presence Survey will be administered to VCTF for comparison of results. A process evaluation of the Palm Beach County State Attorney's Office-Combat Unit's development of a violent gang crime tracking protocol will be completed. Community resource network development will be identified and reported for the four components.

Attachments:

Attachment A: Program Site/Control Site Data Table

Attachment B: Prevention: Youth Empowerment Centers Data Update

Attachment C: Corrections: Justice Service Centers Data Update

Attachment D: County-Wide Law Enforcement and Courts Data Update

Palm Beach Youth Violence Prevention Project

Selection of Control Sites for Comparisons to the Five Program Sites

Prepared by:

**The Center for Criminology and Public Policy Research
Florida State University**

June 19, 2007

2000 Census Data Comparisons of Cities in Palm Beach County: Program and Control Sites

Site	City	Total Population	Male	Median Age	White	Black	Hispanic	High School Graduates	Per-Capita Income (in 1999 Dollars)	Families Below Poverty Level
Program 1	Belle Glade	14906	50.9%	29.9	30.3%	50.7%	27.6%	46.5%	11159	28.5%
Control 1	Pahokee	5985	51.0%	26.1	25.2%	56.1%	29.5%	46.1%	10346	29.4%
Program 2	Boynton Beach	60389	46.8%	41.8	70.4%	22.9%	9.2%	80.5%	22573	7.4%
Control 2	Delray Beach	60020	47.7%	43.8	66.5%	26.6%	7.0%	81.0%	29350	8.2%
Program 3	Lake Worth	35133	52.1%	35.2	65.1%	18.9%	29.7%	66.5%	15517	15.8%
Control 3	Greenacres	27569	46.8%	39.6	83.2%	6.5%	21.2%	79.8%	19298	5.0%
Program 4	Riviera Beach	29884	47.7%	35.6	27.8%	67.8%	4.5%	72.6%	19847	19.0%
Control 4	Mangonia Park	1283	46.9%	31.5	14.6%	76.7%	9.1%	71.6%	14864	16.7%
Program 5	West Palm Beach	82103	49.3%	36.7	58.1%	32.2%	18.2%	75.5%	23188	14.5%
Control 5	Lake Park	8721	49.1%	34.2	41.3%	48.8%	5.8%	73.7%	18212	12.5%

2000-2005 Uniform Crime Report Data
Comparisons of Cities in Palm Beach County: Program and Control Sites

			TOTAL CRIME		VIOLENT CRIME		PROPERTY CRIME	
Site	City	Year	Crime Rate/ 100,000	Crime Rate Yearly %Change	Violent Crime Rate/100,000	Violent Crime Rate Yearly %Change	Property Crime Rate/100,000	Property Crime Rate Yearly %Change
Program 1	Belle Glade	2000	12,129		2,301		9,828	
	Belle Glade	2001	8,579	-29.3%	2,244	-2.5%	6,335	-35.5%
	*Belle Glade	2002	13,189	53.7%	3,410	52.0%	9,779	54.4%
	Belle Glade	2003	13,495	2.3%	3,097	-9.2%	10,398	6.3%
	Belle Glade	2004	11,200	-17.0%	2,601	-16.0%	8,599	-17.3%
	Belle Glade	2005	11,651	4.0%	2,488	-4.4%	9,164	6.6%
	Average			11,707	2.8%	2,690	4.0%	9,017
Control 1	Pahokee	2000	5,664		1,119		4,545	
	Pahokee	2001	3,965	-30.0%	763	-31.8%	3,202	-29.5%
	Pahokee	2002	6,071	53.1%	1,234	61.7%	4,837	51.1%
	Pahokee	2003	6,362	4.8%	1,587	28.6%	4,776	-1.3%
	Pahokee	2004	6,763	6.3%	1,378	-13.1%	5,385	12.7%
	Pahokee	2005	4,875	-27.9%	749	-45.7%	4,126	-23.4%
	Average			5,617	1.3%	1,138	-0.1%	4,478
Program 2	Boynton Beach	2000	8,265		830		7,435	
	Boynton Beach	2001	8,203	-0.7%	912	10.0%	7,291	-1.9%
	Boynton Beach	2002	8,397	2.4%	948	3.9%	7,448	2.2%
	Boynton Beach	2003	8,606	2.5%	1,050	10.7%	7,557	1.5%
	Boynton Beach	2004	7,691	-10.6%	1,043	-0.7%	6,648	-12.0%
	Boynton Beach	2005	5,953	-22.6%	758	-27.3%	5,195	-21.9%
	Average			7,852	-5.8%	923	-0.7%	6,929
Control 2	Delray Beach	2000	8,107		988		7,119	
	Delray Beach	2001	7,814	-3.6%	1,062	7.5%	6,752	-5.2%
	Delray Beach	2002	7,582	-3.0%	961	-9.5%	6,621	-1.9%
	Delray Beach	2003	7,282	-4.0%	833	-13.3%	6,450	-2.6%
	Delray Beach	2004	6,742	-7.4%	1,059	27.2%	5,683	-11.9%
	Delray Beach	2005	6,050	-10.3%	1,030	-2.8%	5,020	-11.7%
	Average			7,263	-5.6%	989	1.8%	6,274

2000-2005 Uniform Crime Report Data
Comparisons of Cities in Palm Beach County: Program and Control Sites

			TOTAL CRIME		VIOLENT CRIME		PROPERTY CRIME	
Site	City	Year	Crime Rate/ 100,000	Crime Rate Yearly %Change	Violent Crime Rate/100,000	Violent Crime Rate Yearly %Change	Property Crime Rate/100,000	Property Crime Rate Yearly %Change
Program 3	Lake Worth	2000	8,604		1,130		7,474	
	Lake Worth	2001	8,879	3.2%	1,144	1.3%	7,734	3.5%
	Lake Worth	2002	9,702	9.3%	1,386	21.1%	8,316	7.5%
	Lake Worth	2003	9,576	-1.3%	1,414	2.0%	8,162	-1.9%
	Lake Worth	2004	9,695	1.2%	1,425	0.8%	8,270	1.3%
	Lake Worth	2005	10,053	3.7%	1,498	5.1%	8,554	3.4%
	Average			9,418	3.2%	1,333	6.1%	8,085
Control 3	Greenacres	2000	5,698		493		5,205	
	Greenacres	2001	5,862	2.9%	446	-9.5%	5,415	4.0%
	Greenacres	2002	6,070	3.6%	634	42.0%	5,436	0.4%
	Greenacres	2003	5,896	-2.9%	780	23.1%	5,117	-5.9%
	Greenacres	2004	5,214	-11.6%	920	18.0%	4,294	-16.1%
	Greenacres	2005	4,452	-14.6%	819	-11.0%	3,633	-15.4%
	Average			5,532	-4.5%	682	12.5%	4,850
Program 4	Riviera Beach	2000	16,096		1,944		14,151	
	Riviera Beach	2001	10,948	-32.0%	1,842	-5.3%	9,106	-35.7%
	Riviera Beach	2002	14,310	30.7%	1,748	-5.1%	12,562	38.0%
	Riviera Beach	2003	12,766	-10.8%	2,037	16.5%	10,729	-14.6%
	Riviera Beach	2004	9,576	-25.0%	1,668	-18.1%	7,908	-26.3%
	Riviera Beach	2005	10,693	11.7%	1,969	18.1%	8,724	10.3%
	Average			12,398	-5.1%	1,868	1.2%	10,530
Control 4	Mangonia Park	2000	45,440		5,534		39,906	
	Mangonia Park	2001	44,084	-3.0%	6,494	17.3%	37,590	-5.8%
	Mangonia Park	2002	22,672	-48.6%	3,015	-53.6%	19,656	-47.7%
	Mangonia Park	2003	25,150	10.9%	5,389	78.7%	19,760	0.5%
	Mangonia Park	2004	20,048	-20.3%	4,049	-24.9%	15,998	-19.0%
	Mangonia Park	2005	18,480	-7.8%	4,195	3.6%	14,286	-10.7%
	Average			29,312	-13.7%	4,779	4.2%	24,533

2000-2005 Uniform Crime Report Data								
Comparisons of Cities in Palm Beach County: Program and Control Sites								
Site	City	Year	TOTAL CRIME		VIOLENT CRIME		PROPERTY CRIME	
			Crime Rate/ 100,000	Crime Rate Yearly %Change	Violent Crime Rate/100,000	Violent Crime Rate Yearly %Change	Property Crime Rate/100,000	Property Crime Rate Yearly %Change
Program 5	West Palm Beach	2000	13,880		1,474		12,406	
	West Palm Beach	2001	11,608	-16.4%	1,331	-9.7%	10,277	-17.2%
	West Palm Beach	2002	12,301	6.0%	1,381	3.7%	10,921	6.3%
	West Palm Beach	2003	10,889	-11.5%	1,280	-7.3%	9,610	-12.0%
	West Palm Beach	2004	9,587	-12.0%	1,263	-1.3%	8,324	-13.4%
	West Palm Beach	2005	8,311	-13.3%	1,208	-4.4%	7,103	-14.7%
	Average			11,096	-9.4%	1,323	-3.8%	9,773
Control 5	Lake Park	2000	8,898		N/A		8,405	
	Lake Park	2001	8,247	-7.3%	791	N/A	7,456	-11.3%
	Lake Park	2002	9,891	19.9%	1,067	34.8%	8,824	18.3%
	Lake Park	2003	11,167	12.9%	1,234	15.7%	9,933	12.6%
	Lake Park	2004	9,270	-17.0%	967	-21.7%	8,303	-16.4%
	Lake Park	2005	10,293	11.0%	1,108	14.7%	9,185	10.6%
	Average			9,628	3.9%	1,034	10.9%	8,684

* Belle Glade Police Department experienced computer problems with their 2001 Annual Report causing an under reporting of offenses for 2001.

2000-2005 Arrest Data
Comparisons of Cities in Palm Beach County: Program and Control Sites

			TOTAL CRIME		VIOLENT CRIME		PROPERTY CRIME	
Site	City	Year	Crime Rate/ 100,000	Crime Rate Yearly %Change	Violent Crime Rate/100,000	Violent Crime Rate Yearly %Change	Property Crime Rate/100,000	Property Crime Rate Yearly %Change
Program 1	Belle Glade	2000	2931.7		1402.1		1529.6	
	Belle Glade	2001	2311.1	-21.2%	1162.2	-17.1%	1148.8	-24.9%
	Belle Glade	2002	2205.9	-4.5%	1358.5	16.9%	847.4	-26.2%
	Belle Glade	2003	2304.0	4.4%	806.1	-40.7%	1498.0	76.8%
	Belle Glade	2004	1832.0	-20.5%	902.6	12.0%	929.4	-38.0%
	Belle Glade	2005	1533.9	-16.3%	626.9	-30.5%	907.0	-2.4%
	Average			2185.5	-11.6%	1042.5	-11.9%	1143.1
Control 1	Pahokee	2000	1737.7		1002.5		735.2	
	Pahokee	2001	1426.9	-17.9%	713.5	-28.8%	713.5	-3.0%
	Pahokee	2002	1530.1	7.2%	658.1	-7.8%	872.0	22.2%
	Pahokee	2003	1194.0	-22.0%	817.8	24.3%	376.2	-56.9%
	Pahokee	2004	1746.8	46.3%	801.3	-2.0%	945.5	151.3%
	Pahokee	2005	876.2	-49.8%	286.8	-64.2%	589.5	-37.7%
	Average			1416.1	-7.2%	710.8	-15.7%	705.3
Program 2	Boynton Beach	2000	1702.3		308.0		1394.3	
	Boynton Beach	2001	1739.0	2.2%	281.5	-8.6%	1457.6	4.5%
	Boynton Beach	2002	1611.9	-7.3%	291.2	3.4%	1320.7	-9.4%
	Boynton Beach	2003	1887.2	17.1%	318.9	9.5%	1568.3	18.7%
	Boynton Beach	2004	1504.4	-20.3%	296.0	-7.2%	1208.4	-22.9%
	Boynton Beach	2005	1292.7	-14.1%	269.8	-8.8%	1022.9	-15.4%
	Average			1620.2	-4.5%	294.1	-2.3%	1326.0
Control 2	Delray Beach	2000	704.8		196.6		508.2	
	Delray Beach	2001	646.4	-8.3%	159.9	-18.6%	486.4	-4.3%
	Delray Beach	2002	733.0	13.4%	175.5	9.7%	557.5	14.6%
	Delray Beach	2003	846.9	15.5%	217.3	23.8%	629.6	12.9%
	Delray Beach	2004	830.7	-1.9%	204.9	-5.7%	625.8	-0.6%
	Delray Beach	2005	705.9	-15.0%	222.3	8.5%	483.7	-22.7%
	Average			745.5	0.7%	196.5	3.5%	549.1

2000-2005 Arrest Data
Comparisons of Cities in Palm Beach County: Program and Control Sites

			TOTAL CRIME		VIOLENT CRIME		PROPERTY CRIME	
Site	City	Year	Crime Rate/ 100,000	Crime Rate Yearly %Change	Violent Crime Rate/100,000	Violent Crime Rate Yearly %Change	Property Crime Rate/100,000	Property Crime Rate Yearly %Change
Program 3	Lake Worth	2000	1645.2		654.7		990.5	
	Lake Worth	2001	1729.4	5.1%	579.3	-11.5%	1150.1	16.1%
	Lake Worth	2002	1487.6	-14.0%	527.0	-9.0%	960.6	-16.5%
	Lake Worth	2003	1405.1	-5.5%	458.0	-13.1%	947.1	-1.4%
	Lake Worth	2004	1470.2	4.6%	536.9	17.2%	933.3	-1.5%
	Lake Worth	2005	1448.4	-1.5%	482.8	-10.1%	965.6	3.5%
	Average			1530.6	-2.3%	539.5	-5.3%	991.1
Control 3	Greenacres	2000	1099.1		243.0		856.0	
	Greenacres	2001	1627.8	48.1%	242.7	-0.1%	1385.1	61.8%
	Greenacres	2002	1491.9	-8.4%	207.8	-14.4%	1284.1	-7.3%
	Greenacres	2003	1616.3	8.3%	210.8	1.5%	1405.5	9.5%
	Greenacres	2004	1224.9	-24.2%	219.4	4.1%	1005.5	-28.5%
	Greenacres	2005	1045.7	-14.6%	214.3	-2.4%	831.5	-17.3%
	Average			1348.0	1.9%	222.5	-2.3%	1125.5
Program 4	Riviera Beach	2000	1472.4		957.0		515.3	
	Riviera Beach	2001	662.1	-55.0%	347.1	-63.7%	315.0	-38.9%
	Riviera Beach	2002	1325.5	100.2%	616.0	77.5%	709.5	125.2%
	Riviera Beach	2003	598.9	-54.8%	272.2	-55.8%	326.7	-54.0%
	Riviera Beach	2004	1075.5	79.6%	698.7	156.7%	376.7	15.3%
	Riviera Beach	2005	1049.2	-2.4%	535.1	-23.4%	514.1	36.5%
	Average			1027.9	13.5%	569.1	18.2%	458.8
Control 4	Mangonia Park	2000	8417.8		1558.8		6858.9	
	Mangonia Park	2001	8441.6	0.3%	1370.9	-12.1%	7070.7	3.1%
	Mangonia Park	2002	5572.5	-34.0%	916.0	-33.2%	4656.5	-34.1%
	Mangonia Park	2003	5859.7	5.2%	1368.7	49.4%	4491.0	-3.6%
	Mangonia Park	2004	2024.6	-65.4%	397.0	-71.0%	1627.6	-63.8%
	Mangonia Park	2005	2611.8	29.0%	1345.5	238.9%	1266.3	-22.2%
	Average			4931.7	-13.0%	1096.8	34.4%	3834.9

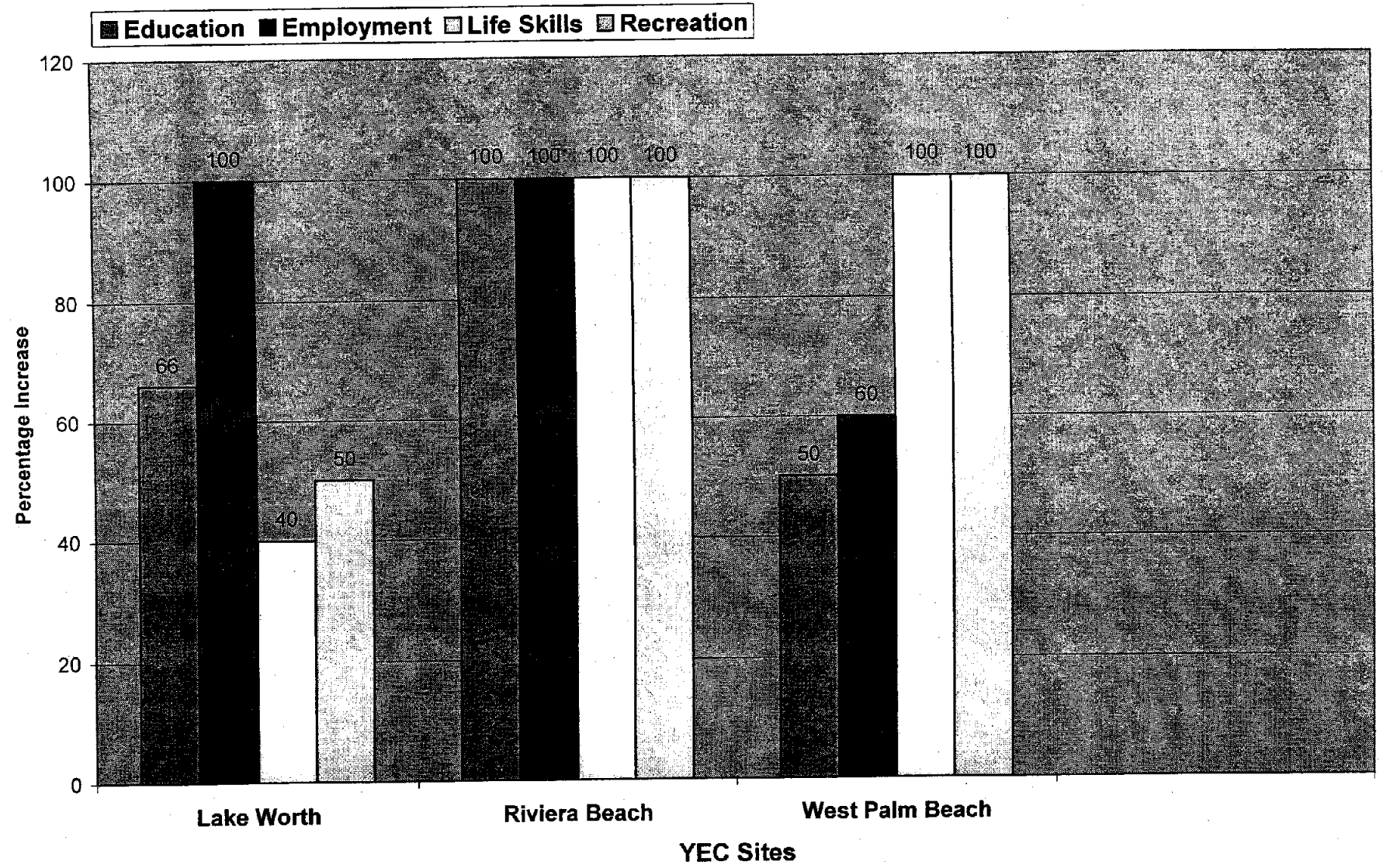
2000-2005 Arrest Data
Comparisons of Cities in Palm Beach County: Program and Control Sites

			TOTAL CRIME		VIOLENT CRIME		PROPERTY CRIME	
Site	City	Year	Crime Rate/ 100,000	Crime Rate Yearly %Change	Violent Crime Rate/100,000	Violent Crime Rate Yearly %Change	Property Crime Rate/100,000	Property Crime Rate Yearly %Change
Program 5	West Palm Beach	2000	1967.0		400.7		1566.3	
	West Palm Beach	2001	2036.2	3.5%	403.0	0.6%	1633.3	4.3%
	West Palm Beach	2002	1793.6	-11.9%	310.9	-22.8%	1482.7	-9.2%
	West Palm Beach	2003	1520.0	-15.3%	307.5	-1.1%	1212.5	-18.2%
	West Palm Beach	2004	1356.1	-10.8%	285.5	-7.2%	1070.5	-11.7%
	West Palm Beach	2005	1338.1	-1.3%	263.1	-7.9%	1075.1	0.4%
	Average			1648.1	-7.2%	324.8	-7.7%	1323.3
Control 5	Lake Park	2000	1616.8		183.5		1433.3	
	Lake Park	2001	1571.5	-2.8%	172.1	-6.2%	1399.4	-2.4%
	Lake Park	2002	1388.4	-11.6%	309.8	80.1%	1078.6	-22.9%
	Lake Park	2003	1085.8	-21.8%	251.5	-18.8%	834.4	-22.6%
	Lake Park	2004	1131.2	4.2%	329.5	31.0%	801.8	-3.9%
	Lake Park	2005	1031.5	-8.8%	428.0	29.9%	603.5	-24.7%
	Average			1300.8	-8.2%	280.5	23.2%	1020.3

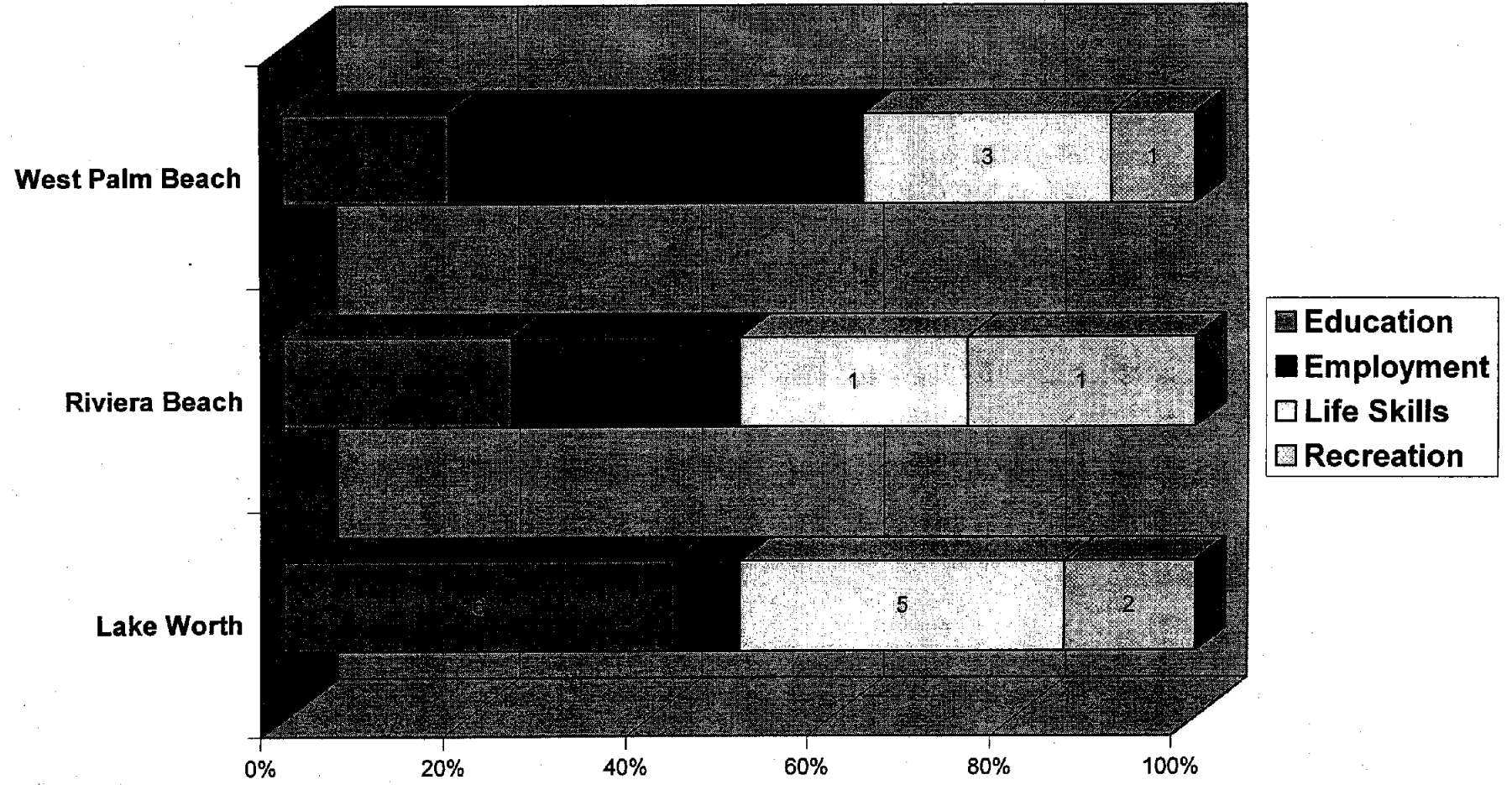
Teen Council Participation and Self-Determination Skill

		The Arc's Self-Determination Scale												
Council Meetings		Autonomy	SR: cognitive problem solving	SR: goal-setting	SR: Total Self-Regulation	Psychological Empowerment	Self-Realization	Self-Determination Total						
	Score	Percentage	Score	Percentage	Score	Percentage	Score	Percentage	Score	Percentage	Score	Percentage		
Low Participation	59.7	47	8.1	78	5.5	69	13.7	74	14	72	11.2	68	96.8	48
High Participation	68.5	64	9.9	93	5.1	67	15.1	85	15.2	85	12.3	73	111.8	71
Total Mean	64.5	56	9.3	88	5.3	68	14.6	81	14.8	81	11.9	71	107.2	64

YEC: Programming Update



YEC Program Types



**CITY OF RIVIERA BEACH
600 W. BLUE HERON BOULEVARD
RIVIERA BEACH, FLORIDA 33404**



UPDATE REPORT

JUNE 18TH, 2007

Mission:

The Youth Empowerment Program will provide a positive environment for youth development through open communication, education, culture, philosophy, mentoring, history, and personal enhancement to entice the young minds to become hungry for success.

Program Update:

The Youth Empowerment Program will implement its first teen camp beginning June 18th, 2007, and will continue through August 16th, 2007. The camp will provide teens with a safe haven, as well as enriching opportunities i.e. art/culture, tutoring, health education/fitness, life skills, field trips that will identify goals/career opportunities, etc. Riviera Beach Youth Empowerment will send its youth council to a Youth Leadership Camp that will address Investments & Money Management, Careers (training/skills/job training/college prep/etc), and Family & Community Life (communication/values/attitudes/behaviors/norms/faith/risk factors/protective factors). This camp will be held July 22nd – July 28th, 2007, at Stetson University. Riviera Beach Empowerment Program offered youth 16-18 years of age job readiness classes, prepared resumes, and provided certificate of training, so that youth would be prepared for Employer Job Fair held on June 12th, 2007. The Empowerment Program has begun establishing relationships with area businesses that are willing to provide youth with career mentorship opportunities/internships. YEP has began accepting applications for volunteers (8) that will donate time to the program/youth, background checks are now in process of being completed. The Youth Empowerment Program has currently provided (4) male youth scholarships in the goal to become Certified Life Guards, which will able them to obtain employment at Riviera Beach Parks & Recreation pool. Riviera Beach Youth Empowerment Program currently serve (50) area youth.

Program Objectives/Goals/Activities:**Objective I**

To increase youth grades/knowledge within individual subject areas; youth will become familiar with test taking strategies i.e. FCAT, SAT, GED

Goal

To increase academic performance, and test scores.

Activities

Youth will complete (2.5) hours of Math/FCAT tutoring, and (2.5) hours of Reading/Writing a (4) days a week. Youth will be provided (4) hours a week tutoring in GED/SAT prep.

Objective II

To increase youth knowledge of the art/history culture.

Goal

Youth will be able to use information learned about art and history to enhance their environment, and provide the acquired knowledge to their peers/family.

Activities

Youth will be provided opportunities to attend and become familiar with museums, historical sites, and art/theatre.

Objective III

To become familiar and knowledgeable with various careers opportunities that will assist with youth establishing goals/career identification.

Goal

Youth will identify a career goal and begin planning a strategy in how they will achieve that career.

Activities

Youth will be provided with opportunities to meet and become familiar with various careers i.e. Coast Guard, Fire Rescue, Acting/Theatre, etc.

Objective IV

To curve youth obesity and weight related diabetes by 30%. Youth will be familiarized with diseases that are plaguing the community.

Goal

Decrease in obesity in youth of all ages. Increase in awareness of diabetes, HIV, heart, cancer and ways to decrease susceptibility.

Activity

Professional presentations will be provided youth throughout the program. Youth will participate twice weekly in Hip Hop Aerobics, and other recreational activities. Youth will be provided with information on nutritional consumption.

Objective V

Youth will be introduced to money, banking, and credit.

Goal

Youth will become familiar with money saving strategies, credit, and interest rate system.

Activity

Youth will be provided with presentation by professional banker whom will teach youth banking. Youth will also go to at least (1) bank and become familiar with the opening of a bank account.

Objective VI

Youth will learn self uplifting strategies. Youth will become familiar with ways to assist their communities in changing to become a more positive environment.

Goal

Youth will increase their self-esteem/confidence in their abilities to have a positive life. Youth will begin changing their environment/community. Youth will begin forming unity bonds in their individual communities. Youth will also begin to have discussion forms to strategize ways to decrease violence, and identify gangs.

Activities

Youth will attend Life Skills classes twice weekly for (8) weeks, which will focus on, "Who am I, and what am I", as it relates to myself/community. Youth will provide community service activities quarterly in their community. Youth will become familiar with their neighbors and begin forge positive relationships. Youth will attend presentations provided by the Palm Beach County Sheriff's Violent Task Force, and other presenter throughout the next (45) days. Youth will view documentary called Exiting Gangs through strategies, information provided by ex-gangs members in LA. The Empowerment Program will also participate within the Back to School Bash/Health Fair that will include children, teens, and the surrounding communities.

The Riviera Beach Youth Empowerment will continue to identify ways, create relationships to further enhance our youth lives and environments.

Update on Riviera Beach Community Justice Service Center
June/ 2007

Since the Youth Violence Prevention Grant was awarded The Community Justice Service Center (Justice Center) has been working out of an off-site location; on May 16, 2007 the Riviera Beach City Council approved the contract for the Justice Center to lease space at J.A.Y. Outreach Ministries. Since that date, office supplies and office furniture have been ordered. The Justice Center is awaiting computer installation and other such pertinent equipment in order to make the transition to the new facility complete.

The Justice Center became fully staffed on May 14, 2006. Positions include: Director-Jeanette A. Gordon (2/14), Reentry Coordinator-Orie Bullard (4/30), Case Manager-Ronnie Felder (5/14), Case Worker-Kimberly Allison (5/14) and Neighborhood Accountability Board Coordinator-Margaret Wright (4/1).

Although working from an off-site location, Justice Center employees are working diligently in and out of the community. The Justice Center has taken part in and held numerous events in order to expose this new program to the residents, community leaders and county leaders. Such events include a Provider's meeting (over 50 providers in attendance), a Pastoral Brunch (over 30 Ministers, Evangelists and church leaders in attendance), Presentation at Urban Family Day, Presentation to Weed and Seed Board, and meeting with various agencies to present program, gain support and collaborate services.

The Justice Center is currently taking applications for residents of the city who qualify for and are interested in partaking in the services which will be provided at or through the Justice Center. On April 22nd the Justice Center attended the Ex-offender Job Fair where intakes with over 150 potential clients (see attachment entitled referral #'s) were completed; of which 51 have received services.

The Justice Center has established relationships with, however not limited to: **Workforce Alliance** will be providing job readiness orientation each Wednesday beginning 6/20/07 from 10-11AM.

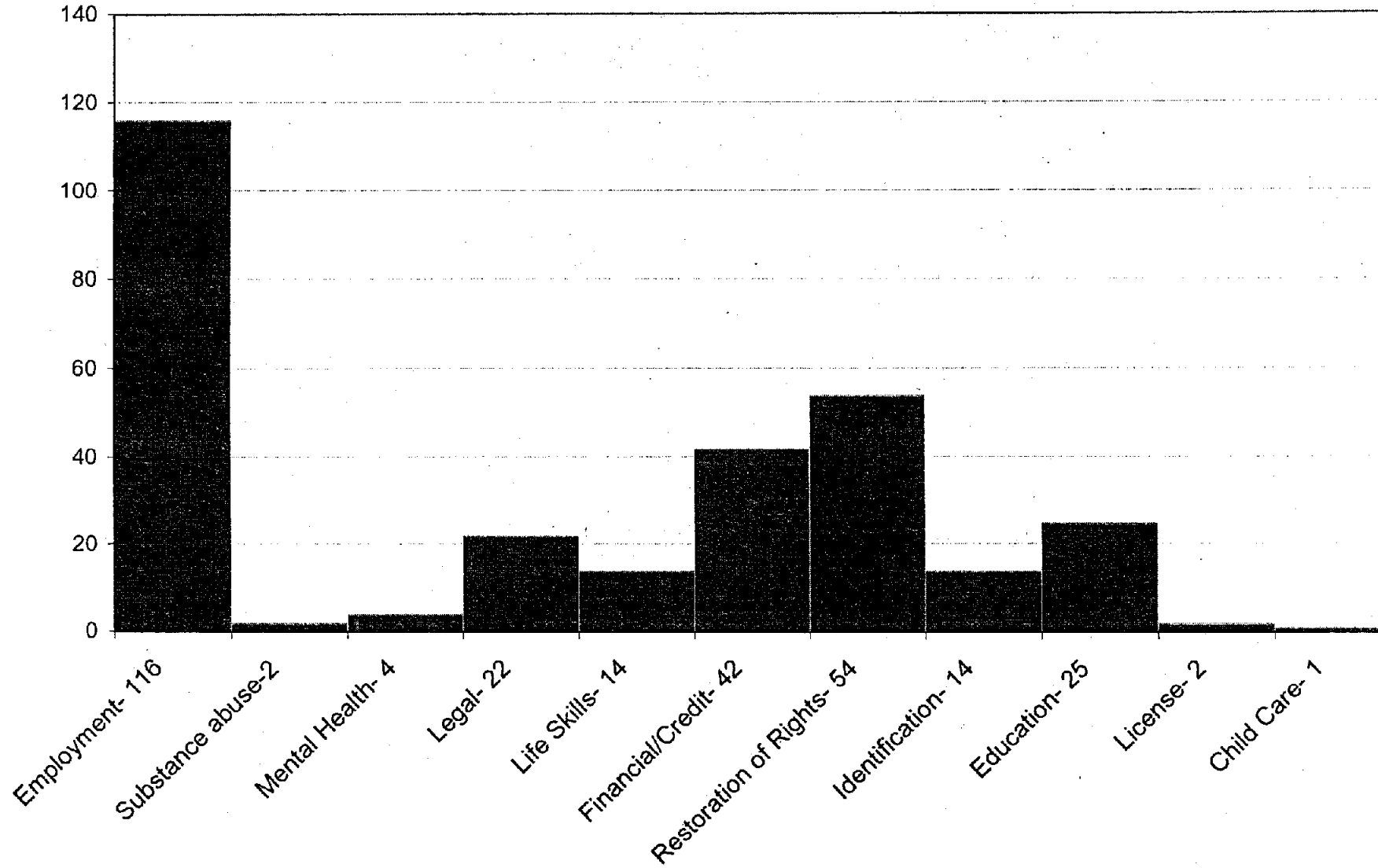
Community Financing Consortium Credit seminar which will focus on establishing/ repairing credit. Scheduled for 7/14/07 from 8:30AM-2:30PM

National City Bank establish beginner's classes on banking, savings, checking and banking technology.

Legal Aid of Palm Beach County scheduled meeting to discuss agency providing pro bono assistance to clients with legal issues/concerns.

We are continuously working to EMPOWER COMMUNITIES THROUGH RESTORATION in Riviera Beach and surrounding areas. The Justice Center is building a foundation for many years of positive outcomes.

Community Justice Service Center client services requests



West Palm Beach YEC
(NYEC)

Programs Currently in Progress

- **Understanding the World of PCs. (10 participants)**
 - Teens meet once a week learning how to build a computer that they will take home after the 12 week session.
- **Teen Council (15 participants)**
 - Youth council consisting of fifteen NYEC teens that meets twice monthly.
- **University of Miami Baseball (25 participants)**
 - Twenty- five teens will attend the Duke vs. Miami game on May 19, and experience the collegiate atmosphere.
- **Sigma Beta Council meets twice monthly on Saturdays.(10 participants)**
 - The club focuses on recognizing, developing and cultivating youth leaders in our community to be an example to peers.
- **Taylor Productions (20 participants)**
 - Teens will learn the art of TV productions

- **GREAT Program (Anticipate 20 participants start date June)**
 - Gang Resistance Educational Training is a 6 week curriculum Summer program, June 4- July 15, designed to educate middle school age teens about the danger of gang activity. At the end of the program the participants will be rewarded with a trip to Universal Studios.
- **Jr. Achievement (Anticipate 10 participants start date June)**
 - Entrepreneurship program designed to teach teens how to operate a business.
 - Tools for Success program designed to teach teens about the construction industry. Participants will a tool belts, and their High School Diploma.
- **Workforce Alliance Youth Connection (WAYCON) (Start date pending).**
 - Trains teens in job readiness, career coaching, employment referral, life skills, and personal development, mentoring, financial literacy, and post secondary, academic and other referrals.
 - Norton Museum Photography Workshop (**Anticipate 16 participates start date June**)
 - This six week summer program is designed to teach teens about the art of photography.
 - Intramural Sports League – (**Anticipate 60 participates start date June 1 Draft Day**)
 - Intramural basketball league for participants between the ages of 14-19.
In Conjunction with the Boys and Girls Club
- **Friday Evening Block Party (Anticipate 40 participates start date June)**
 - **In Conjunction with the Boys and Girls Club**
 - Teens can join friends to enjoy music on the patio at the Boys and Girls Club every Friday 6pm-10pm.
- **Double Dutch (Anticipate 20 participates start date May 11th)**
 - Workshop for girls ages 12-19 about the art of Double Dutch.

Special Presentations

- Ludicrous Concert/Sunfest (Field Trip) (15 participants)
 - Fifteen teens attended the concert.
- Emma Banks, Principal of Inlet Grove HS, will meet with the NYEC Teen Council on May 10th at 5:00pm to present an overview of the programs offered at Inlet Grove High School.

Upcoming Programs

- About Face (Drug, alcohol, and tobacco prevention program for families.)
(Start date pending).
 - This program is designed to help families fight against becoming involved with drugs, alcohol, and/or tobacco.
 - Incentives are offered to the parents and teens who participate. In addition, Community Service Hours can be earned by teen participants.

Lake Worth YEC

Programs Currently in Progress

- For the Children
 - After school program
- Teen Council
 - Youth council consisting of teens from Lake Worth YEC
- ABOUT FACE (Drug, Alcohol, and Tobacco Prevention program for families)
 - This program is designed to help families fight against becoming involved with Drugs, Alcohol, and/or Tobacco.
 - Incentives are offered to the parents and teens who participate. In addition, Community Service Hours can be earned by teen participants.
- Workforce Alliance
 - Trains teens in job readiness, career coaching, employment referral, life skills, and personal development, mentoring, financial literacy, and post secondary, academic and other referrals.
- Prime Time
 - Training will be offered and all of their modules will be available to us through this MOU and also through the agreement with FTC

Our Teen Council has also approved agencies to provide programs including:

- Studio 2B
 - Girl Scout program for teenage girls
- Toward a More Perfect Union
 -

Summer Programs

- For the Children Summer Program (90 youth)
 -
- Sports Camp (30 youth)
 -
- Summer Mural Program (15 youth)

Boynton Beach YEC

Soon to Come at Boynton Beach YEC

- Boynton Beach YEC has recruited 15 teens from Boynton Beach High School for its Teen Council. The Teen Council has begun planning and implementing programs for the summer.
- Mary DeGraffenreidt, Sr. Recreation Manager for Hester Center, is assisting with the planning of teen programs.
- Interviews have been conducted for the Coordinator position.
- The Executive Committee Team has convened.
- RFP for teen social service providers is prepared and a draft for Procurement should be ready by the middle of May.
- Currently working to establish a partnership with Reverend Chaney and the church.
- Heart of Boynton Neighborhood Association (5 neighborhoods hold meetings together) held a meeting on May 21st. BBYEC updated them on YVPP and engaged them in community outreach and information dissemination activities.
- Planning a "kick-off" type teen concert in coordination with the Special Events Manager; waiting to have youth involvement.
- Participating in the planning of National Night Out, Crime Prevention Week. Teens will be included in the planning. This event takes place in August.

**Palm Beach County Criminal Justice Commission
Youth Violence Prevention Project**

YOUTH EMPOWERMENT CENTER LOCATIONS

Rivera Beach

Lindsey Davis Center-1550 W. 28th Street **Director: Valerie Grimsley 633-1899**

West Palm Beach

Northwood Center- 723 39th Street **Director: Reed Daniel 804-5010**
Gaines Park- 1501 N. Australian Ave

Lake Worth

Osborne Community Center- 1699 Wingfield Street **Director: Daryl Boyd 533-7359**

Boynton Beach

Ezell Hester Center- 1901 N. Seacrest Blvd **Director: Regenia Scott 742-6028**

Belle Glade

Proposal forthcoming

JUSTICE SERVICE CENTER LOCATIONS

Rivera Beach

JAY Outreach Ministries- 25 W. 23rd Street **Director: Jeannette Gordon 723-0652**

West Palm Beach

Site Forthcoming

Lake Worth

Site Forthcoming

Boynton Beach

Site Forthcoming

Belle Glade

Site Forthcoming