

II. FISCAL IMPACT ANALYSIS

A. Five Year Summary of Fiscal Impact:

Fiscal Years	2008	2009	2010	2011	2012
Capital Expenditures	<u>-0-</u>	<u>-0-</u>	<u>-0-</u>	<u>-0-</u>	<u>-0-</u>
Operating Costs	<u>-0-</u>	<u>-0-</u>	<u>-0-</u>	<u>-0-</u>	<u>-0-</u>
External Revenues	<u>-0-</u>	<u>-0-</u>	<u>-0-</u>	<u>-0-</u>	<u>-0-</u>
Program Income (County)	<u>-0-</u>	<u>-0-</u>	<u>-0-</u>	<u>-0-</u>	<u>-0-</u>
In-Kind Match (County)	<u>-0-</u>	<u>-0-</u>	<u>-0-</u>	<u>-0-</u>	<u>-0-</u>
NET FISCAL IMPACT	<u>-0-</u>	<u>-0-</u>	<u>-0-</u>	<u>-0-</u>	<u>-0-</u>
# ADDITIONAL FTE POSITIONS (Cumulative)	_____	_____	_____	_____	_____

Is Item Included in Current Budget? Yes _____ No _____
 Budget Account No.: Fund _____ Department _____ Unit _____
 Object _____ Program _____

B. Recommended Sources of Funds/Summary of Fiscal Impact:

There is no fiscal impact associated with this item.

C. Departmental Fiscal Review:

III. REVIEW COMMENTS

A. OFMB Fiscal and/or Contract Dev. and Control Comments:

Atwillhite 7-11-08 N/A
 OFMB 07/11/08 Contract/Dev. and Control

B. Legal Sufficiency:

[Signature] 8/10/08
 Assistant County Attorney

C. Other Department Review:

 Department Director



Building an Early
Childhood System of Care

Palm Beach County Board
of Commissioners
Presentation

July 15, 2008



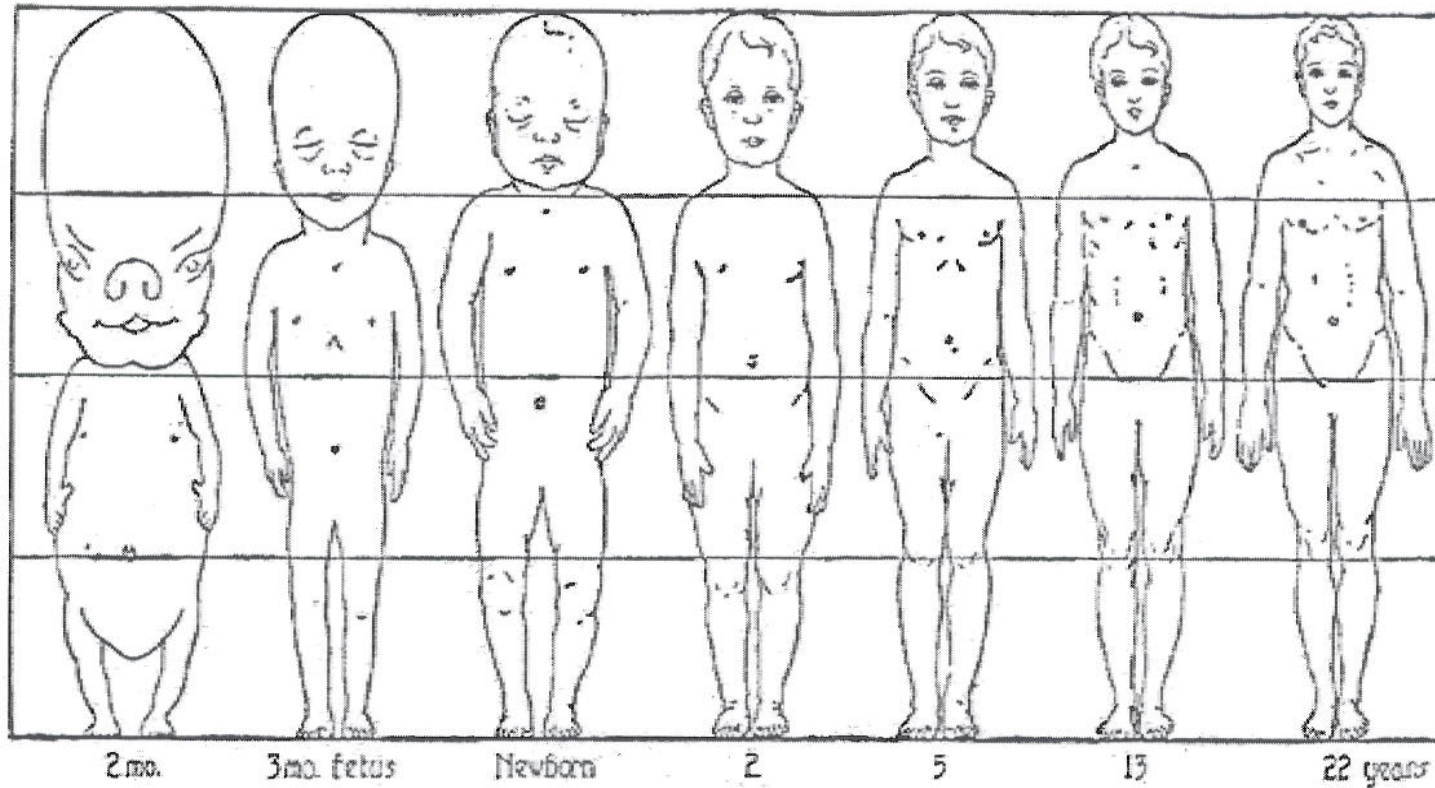
Vision

Palm Beach County's highest priority is that children are raised in healthy, safe, stable, and nurturing family environments.

Guiding Principles

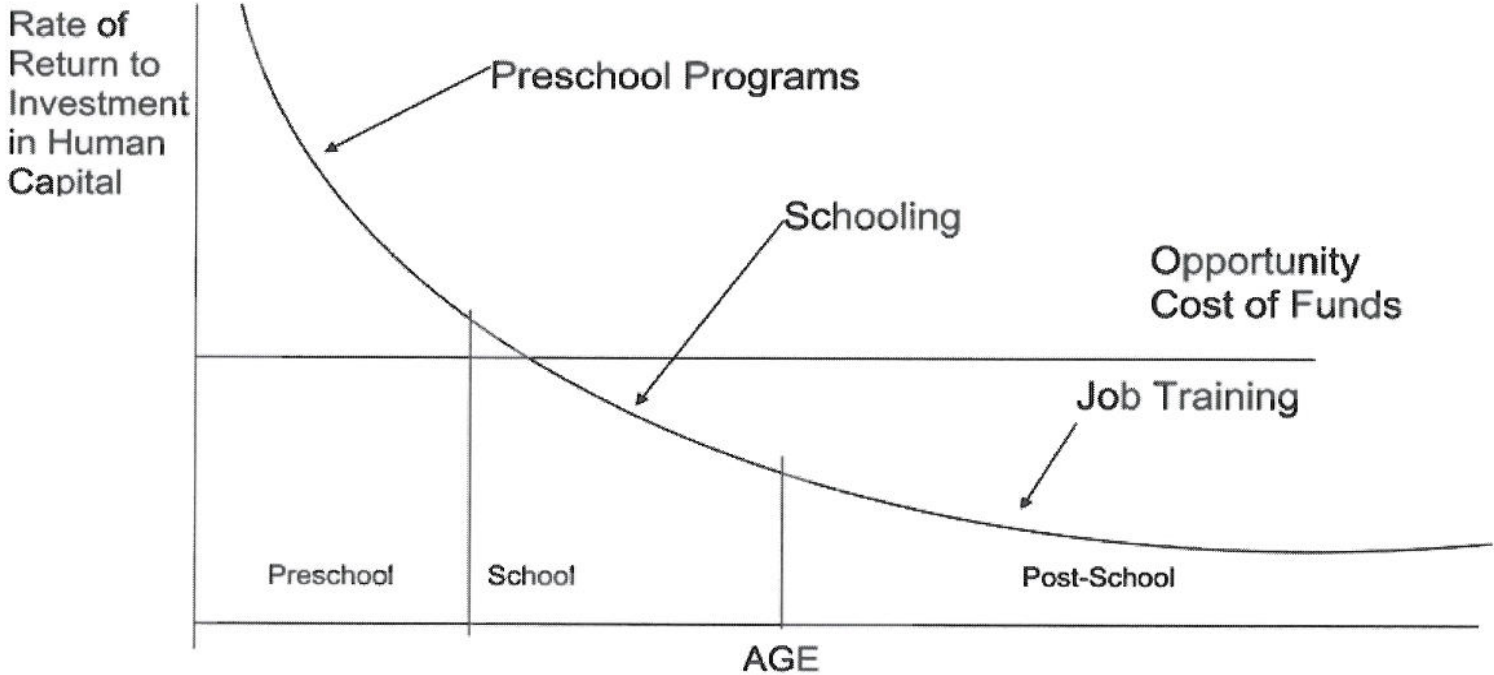
- Primary Prevention & Early Intervention
- Systems of Care
- Data Driven and Evidenced Based
- Innovative
- High quality
- Accountability
- In today's language - Demonstrated Return On Investment

Proportional Brain Growth



Courtesy of Bruce Perry, M.D., Ph.D.

**Rates of Return to Human Capital Investment Initially
Setting Investment to be Equal Across All Ages**



Rates of return to human capital investment initially setting investment to be equal across all ages

Overall Aim

That children served by CSC ...

- Are born healthy
- Are free from abuse or neglect from ages birth to five
- Are eager and ready to learn when they enter school
- Have quality, accessible after school programs

Why this Focus?

- Increase Healthy Babies
- Decrease child abuse birth - 5
- Increase school readiness

- Decrease Teen Birth
- Increase High School Graduation
- Decrease Juvenile Delinquency

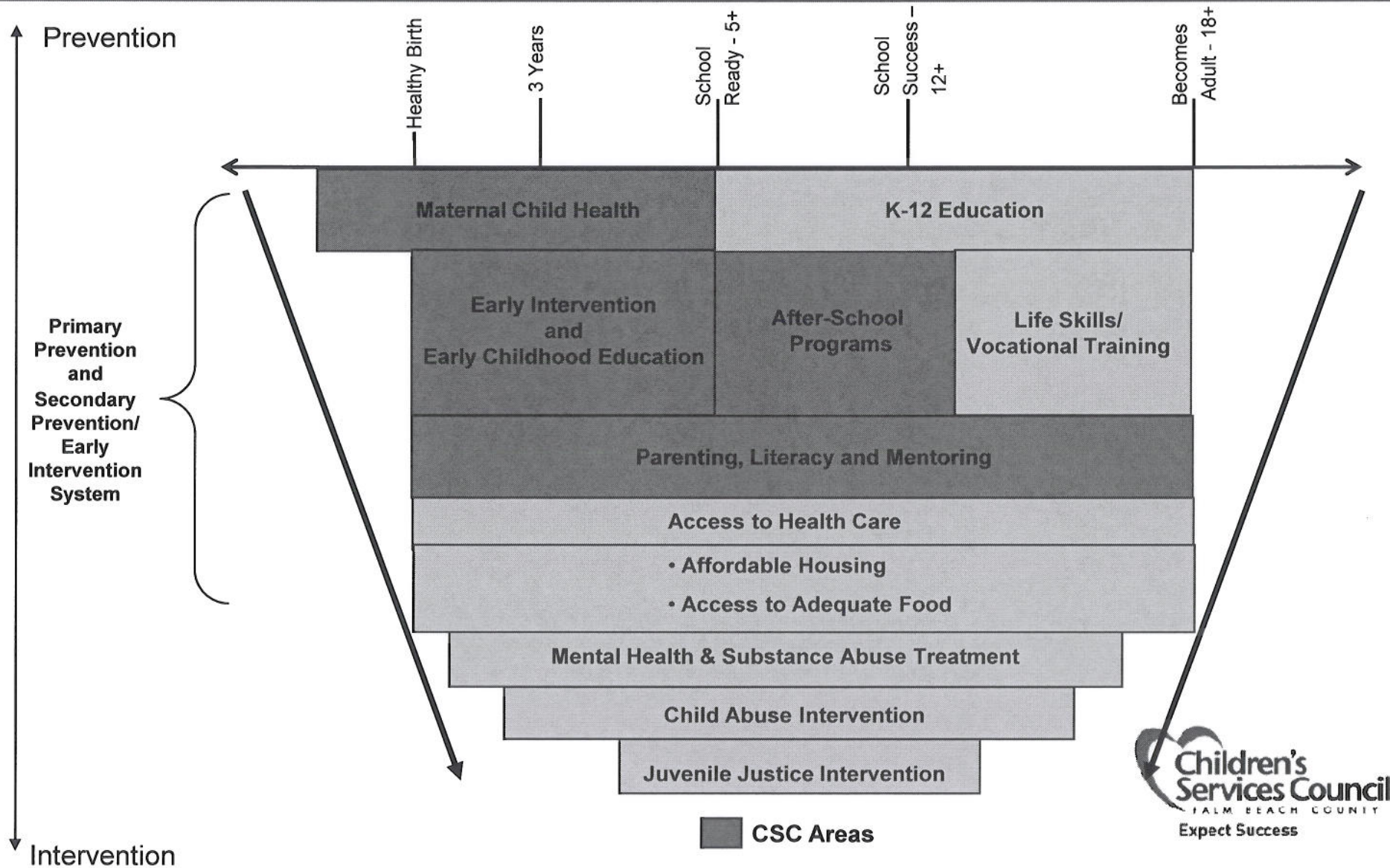
Referendum 2000

68% Affirmative Vote

Promised Areas of Investment for all
CSC Resources

- 50% Early Childhood
 - Maternal Child Health (Prenatal → 1)
 - Early Childhood Education
- 25% Child Abuse Prevention
- 25% After School Programs

Prevention System for Children



CSC's Approach

Through Contracting Services

- Non Profits
- Government Organizations


Implications:

- Fiscal Accountability
- Child Outcomes
- Soundness and Efficiency

History of CSC

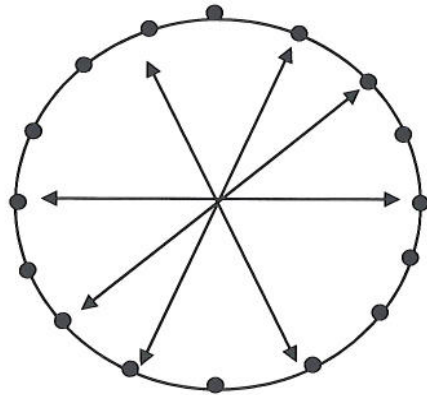
Funding Structure
From Foundation Model
to
Long Term Infrastructure

Short Term and Disparate Programs



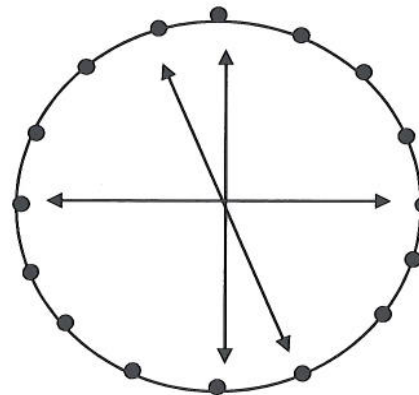
Long Term and Systems of Care

Healthy Beginnings
Prenatal through age 6

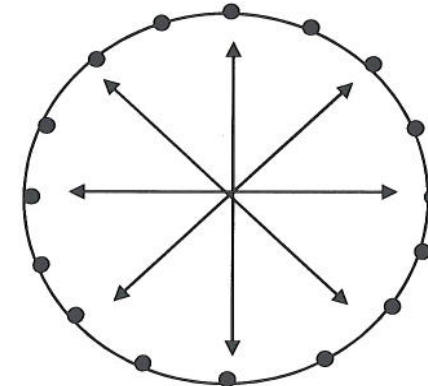


Child Care

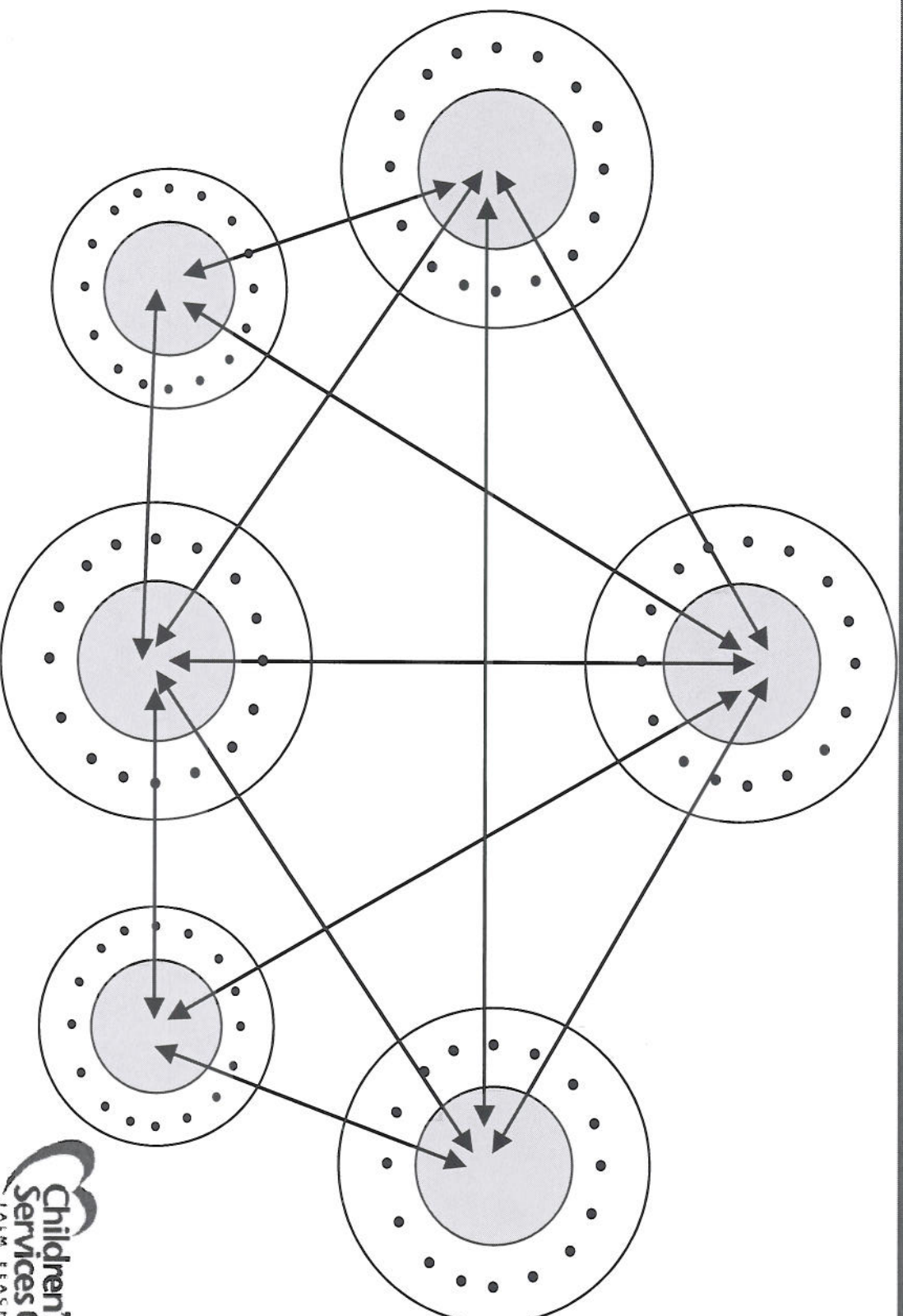
**Early Care
& Education**



After School



Integrated Systems of Care

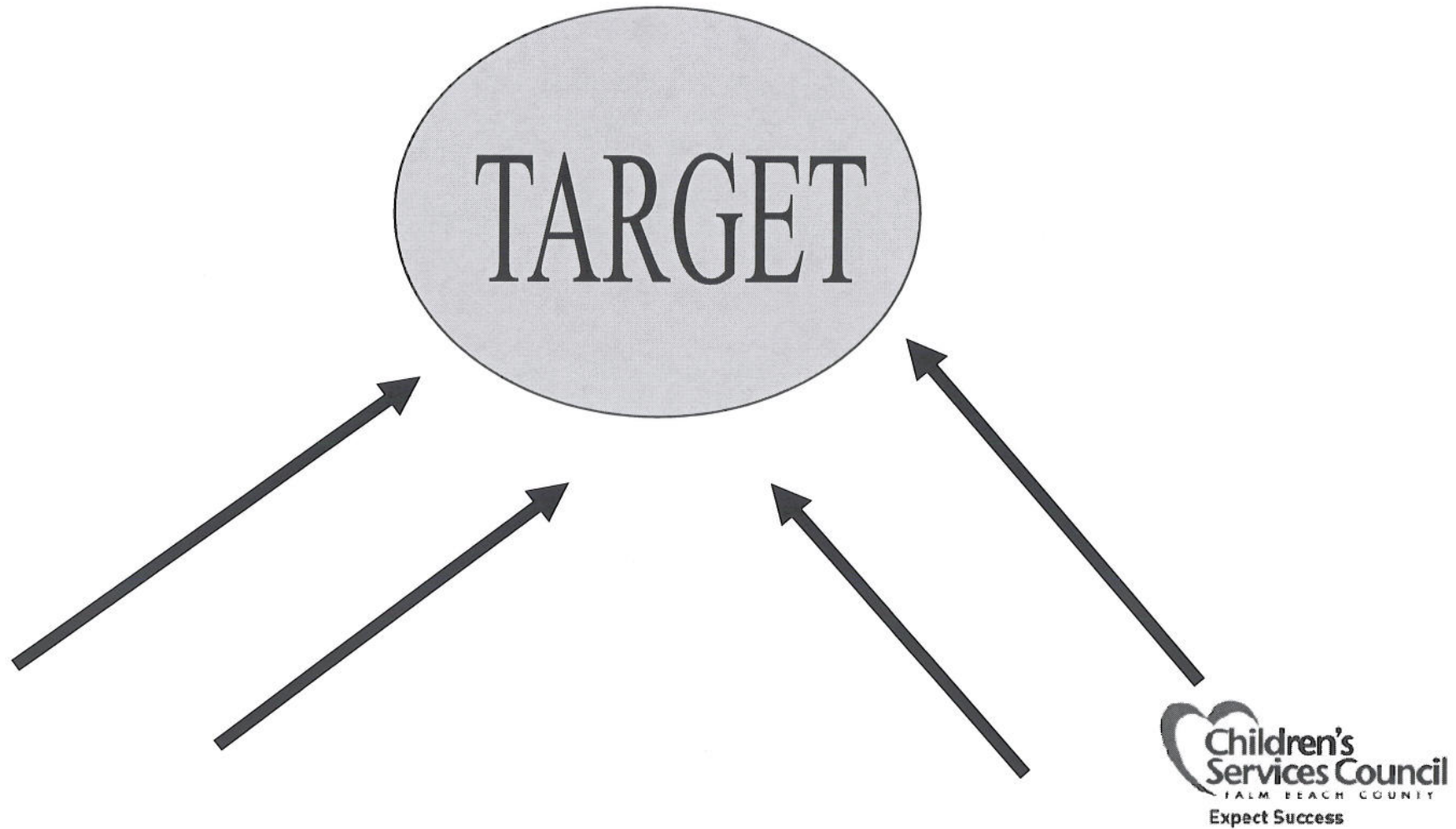


We know more today than we knew in 1994
and there is an increased need for
measurable results.

Implications

- Clear Theory of Change and Logic Model
- Direct accountability of the CSC for results achieved with CSC resources
- Evidence Based Programs
 - Home grown
 - National
- Integration of systems of care
- Data infrastructure for accountability
- Continuous learning and improvement

All Resources Going for Same Result



What is Our Target

Children touched by CSC resources will be:

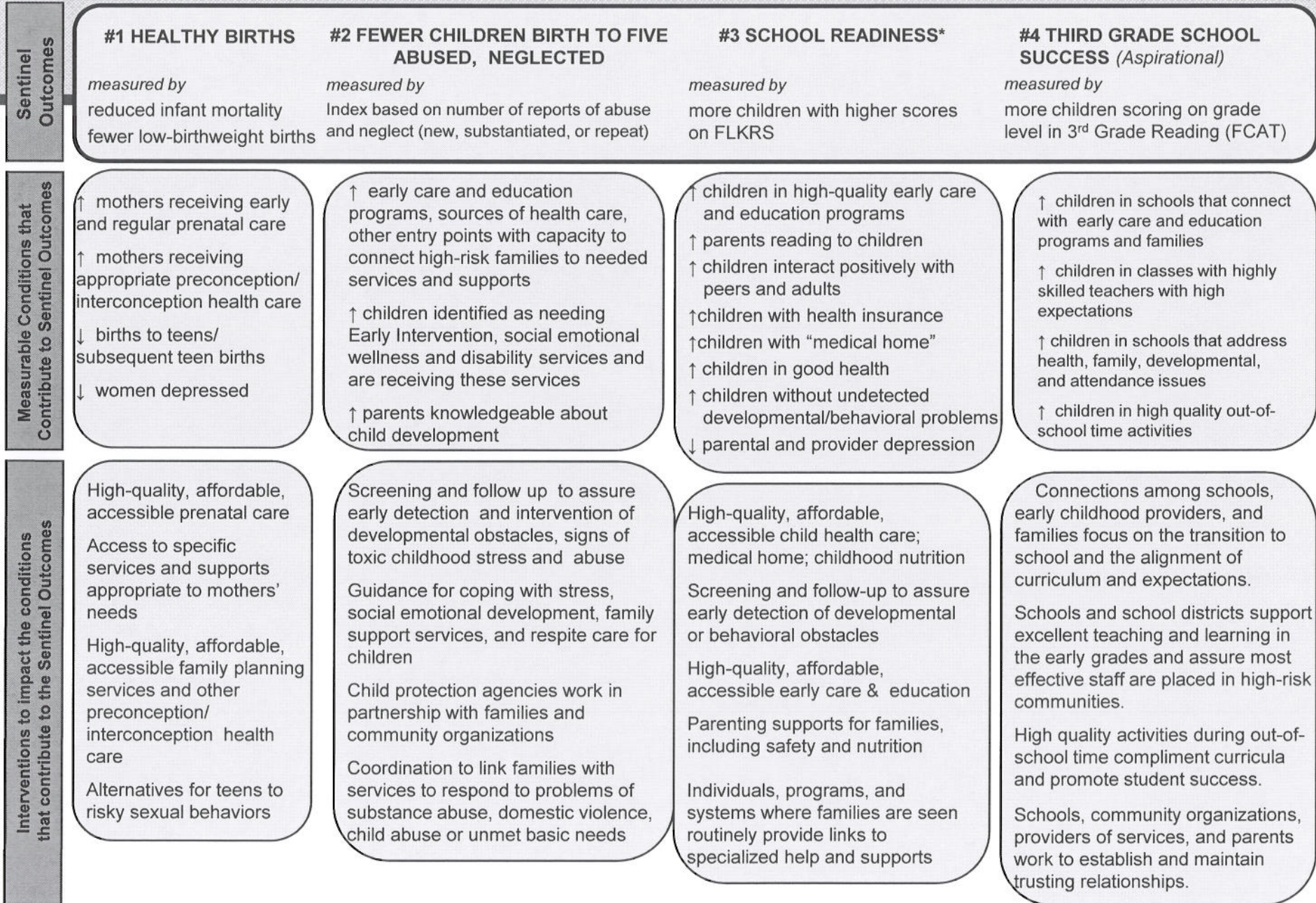
- Born healthy
- Eager and ready to learn when they enter school
- Child abuse free from birth to 5
- Enrolled in quality after school programs

How will we get there?

Expect Success Model

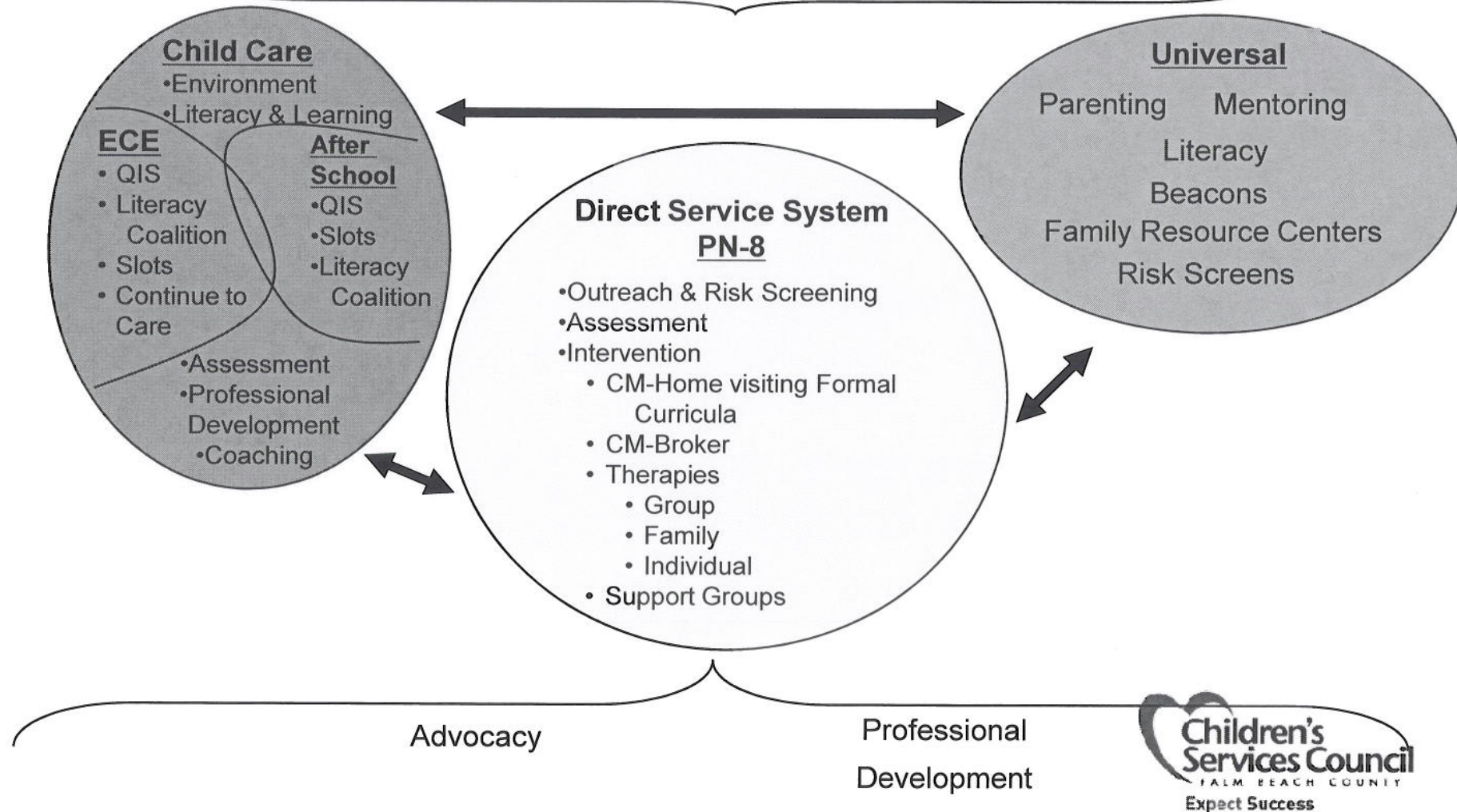


Palm Beach County's Pathway to Early Childhood Development



Sentinel Outcomes:

Healthy Births No Child Abuse School Ready 0-5 Grade Level End of 3rd Grade (aspiration)



Achievements to Date

- Palm Beach County leads the state in decreasing Black Infant Deaths.
- Women served in the Prenatal System have significantly better birth outcomes.
 - Women in our Prenatal System who earned less than \$15,000 annually and were at risk of poor birth outcome approximated the county wide rate of 9.4% births being low birth weight vs. 12% for those who were not part of the system.
 - Another way to view this is 25 more babies per 1,000 births were low birth weight if mother did not participate.
 - Prematurity rates were 12.7% vs. 21.1% for mothers who did not participate prenatally, approximating the county wide average of 11.5% or 87 premature babies per 1,000 births.
- Repeated Teen births rate is 12.6 per 1,000 vs the state's 19.7.

We Can Help You

- Risk screens and early intervention with pregnant women
- Developmental risk screen and early intervention for children Birth to 5 and Early Screen for Maternal Depression and Intervention
- Screen for Parent-Child Bonding and Intervention
- Access to Quality Child Care
- Access to Quality After School Care and Summer Camps
- Help to Identify and Review Evidenced Based Programs
- Our Reports to the Community

Partnership

We need your partnership to:

- Prioritize access to housing, transportation and food security support for:
 - Pregnant women
 - Families with children Birth to 6

Advocate for:

- Health and Human Services
- Becoming:
 - Data Driven
 - Implementing Evidence Based Programs
 - Coordinating and Integrating Services to Funding Streams



We have come a long way,
but have many miles to go.

This work is urgent.

*“A child is becoming today
what he will be tomorrow.”*

Mr. S. Bruce McDonald, Palm Beach County Leader



Thank you

