

**PALM BEACH COUNTY
BOARD OF COUNTY COMMISSIONERS**

AGENDA ITEM
CONTAINS MORE THAN 50 PAGES
IT MAY BE VIEWED IN
COUNTY ADMINISTRATION

AGENDA ITEM SUMMARY

REVISED

Meeting Date: 4/28/09 [X] Workshop

Department:

Submitted By: PALM BEACH COUNTY CRIMINAL JUSTICE COMMISSION

Submitted For: PALM BEACH COUNTY CRIMINAL JUSTICE COMMISSION

I. EXECUTIVE BRIEF

MOTION AND TITLE: Staff recommends motion to receive and file: the report of the second year findings of the Youth Violence Prevention Project presented by Florida State University, College of Criminology and Criminal Justice.

SUMMARY: The first year findings were presented to the Board of County Commissioners on April 22, 2008. As a partner in the evaluation process, Florida State University has collected and analyzed data, provided program development assistance and produced an evaluation report by creating deliverables in the form of written reports, statistics, charts, graphs, maps, and presentations. The evaluation conducted by Florida State University has established outcome measures for each program area and they have compiled data from the monthly reports to evaluate the effectiveness of each component. They have prepared an analysis of baseline data, measures of fidelity to the model, conducted interviews and surveys with key staff and clients and identified impediments to implementation for the second year. The evaluation describes overall positive outcomes and makes the recommendation that based on the improvements and their cost benefit analysis the project should continue to be funded and expanded to additional sites.

Countywide (DW)

BACKGROUND AND JUSTIFICATION: On February 27, 2007, the Board of County Commissioners approved the Criminal Justice Commission to develop a comprehensive evaluation of the Youth Violence Prevention Project, including the commitment to participate from Florida State University's Center for Criminology and Public Policy Research.

Lake Worth, West Palm Beach, Riviera Beach and Boynton Beach have implemented major components of their comprehensive plan that addresses youth violence. Youth Empowerment Centers in Lake Worth, West Palm Beach, Boynton Beach and Riviera Beach are providing activities and programs for teenage youth to keep them off the streets and involved in positive activities. In 2008, over 950 youth have completed structured programs through the four centers. The fifth identified site, Belle Glade, should be operational by March 31, 2009. Riviera Beach is in the second year of operating of a Community Justice Service Center serving over 800 adults on probation or released from incarceration.

The Law Enforcement component of the Youth Violence Prevention Project, has initiated a plan which includes: the purchase of equipment including ballistics identification software and license plate recognition cameras to be utilized by local law enforcement, the County's Crime Lab and Violent Crimes Task Force. The number of NIBIN hits has increased from nine in 2007 to eighty-one in 2008 as a result of this project.

Attachments:

- 1) Florida State University Evaluation of the Youth Violence Prevention Project Presentation
- 2) Youth Violence Prevention Program Year 2 Evaluation

Recommended by: _____

Department Director

Date

Approved By: _____

Assistant County Administrator

Date

II. FISCAL IMPACT ANALYSIS

A. Five Year Summary of Fiscal Impact:

Fiscal Years	2009	2010	2011	2012	2013
Capital Expenditures	_____	_____	_____	_____	_____
Operating Costs	_____	_____	_____	_____	_____
External Revenues	_____	_____	_____	_____	_____
Program Income (County)	_____	_____	_____	_____	_____
In-Kind Match (County)	_____	_____	_____	_____	_____
NET FISCAL IMPACT	=====	=====	=====	=====	=====
# ADDITIONAL FTE POSITIONS (Cumulative)	_____	_____	_____	_____	_____

Is Item Included In Current Budget? Yes _____ No _____

Budget Account No.: Fund _____ Dept. _____ Unit _____ Object _____

B. Recommended Sources of Funds/Summary of Fiscal Impact:

C. Departmental Fiscal Review:

III. REVIEW COMMENTS

A. OFMB Fiscal and/or Contract Dev. and Control Comments:

No fiscal impact

Jim D. L. 4-16-09
OFMB 4/16/09 CN 4/15/09

Jim J. Jacoby 4/16/09
Contract Dev. and Control

B. Legal Sufficiency:

[Signature] 4/20/09
Assistant County Attorney

C. Other Department Review:

Department Director

REVISED 9/95

ADM FORM 01


(THIS SUMMARY IS NOT TO BE USED AS A BASIS FOR PAYMENT.)

Youth Violence Prevention Program Year 2 Evaluation (2008)

**Handout for the Presentation
to the Palm Beach
Board of County Commissioners**

April 28, 2009

**Center for Criminology and Public Policy Research
The Florida State University**



**COLLEGE OF CRIMINOLOGY
AND CRIMINAL JUSTICE**

Research Brought to Life.

Attachment 1

Overview of Presentation

- Background
- Goals and Objectives
- Year 2 Services Provided:
 - Prevention: Youth Empowerment Centers
 - Law Enforcement
 - Courts (Office of the State Attorney, Palm Beach County Office of Statewide Prosecution)
 - Corrections: Justice Service Centers
- Year 2 Outcomes
 - Individual Arrest Data
 - Youth Empowerment Centers
 - Justice Service Center
 - UCR Crime Data
 - Economic Impact

Background

- In 2004, Palm Beach County experienced a significant increase in the rate of violent crime in the county.
- Subsequently, Palm Beach County developed a comprehensive, coordinated strategy to be implemented and evaluated over a three-year period (beginning in FY2006-07).
- The Office of Juvenile Justice and Delinquency Prevention's Comprehensive Gang Model served as the basis for the county's Youth Violence Prevention Program.

Components of the national model (Spergel's gang model):

Community mobilization: mobilizing community stakeholders to plan, strengthen, & create new opportunities for gang-involved or at-risk youth

Social intervention: outreach to engage gang-involved & at-risk youth

Provision of social opportunities: facilitate access to academic, social, & economic opportunities

Suppression: conduct gang and violent crime suppression activities & initiatives (training, equipment, collaboration)

Organizational change and development of local agencies: utilize a team, problem-solving approach consistent with the philosophy of community-oriented policing

PREVENTION:

Goal: Youth empowerment through youth leadership (Teen councils); crime prevention

LAW ENFORCEMENT:

Goal: reduction in violent crime

COURTS:

Goal: Increase successful prosecutions; reduction violent crime

CORRECTIONS:

Goal: Successful community reintegration; reduced recidivism

Background

- 5 cities were selected on the basis of being violent crime “hot spots” to implement the identified strategy.
- 5 comparable cities were selected utilizing crime and census data to serve as the matched control sites.
- 2007 served as the first year of implementation for this initiative.
- The 5 program sites and matched control sites are:

<u>Program Site</u>	<u>Control Site</u>
▪ Boynton Beach	Royal Palm
▪ Lake Worth	Greenacres
▪ Riviera Beach	Mangonia Park
▪ West Palm Beach	Lake Park
▪ Belle Glade	Pahokee

- The program components are:
 - Prevention (implemented in 4 of 5 sites)
 - Law Enforcement (countywide and site specific initiatives)
 - Law Enforcement Workgroup and the Violent Crimes Task Force
 - Courts (countywide and site specific initiatives)
 - Combat Unit, Office of the State Attorney, and the Office of Statewide Prosecution
 - Corrections (implemented in 1 of 5 sites)
- The goals of the Courts component have shifted over the initial two years of implementation. This component has been implemented through the Office of the State Attorney and the Office of Statewide Prosecution. The findings are presented with the Law Enforcement component due to the high level of integration involved with their activities.

Goals and Objectives

▪ **Prevention**

- Each YEC has implemented current goals and objectives.
- YECs have been providing increased accountability

▪ **Corrections**

- Riviera Beach's JSC met all of their goals and objectives in Year 2.
- No JSCs operational in other sites

▪ **Law enforcement**

- Almost all goals and objectives have been met and those not achieved are underway and will be assessed next year.

▪ **Courts**

- Has not met the goals relating to:
 - Aggression Replacement Therapy program
 - Expanding the Youth Court
 - Initiating training on parent involvement with Community Court
- The goal relating to reducing juvenile recidivism is on-going and will be assessed in year 3.

Services Provided

Prevention: Youth Empowerment Centers

- The table provides the number of **individual youth** who participated in the Youth Empowerment Centers during 2007 and during 2008.

	2007	2008	Total
Boynton Beach	Not open	334	334
Lake Worth	88	141	229
Riviera Beach	91	105	196
West Palm Beach	38	153	191
Total	217	733	950

Services Provided

Prevention: Youth Empowerment Centers

Youth Demographics

	Male	Female	Missing Data	White	Black	Hisp	Missing Data	Ave. age	Missing Data
BB	46%	54%	N=70	4%	94%	2%	N=67	14.0	N=192
LW	46%	54%	N=8	4%	91%	5%	N=4	12.7	N=28
RB	57%	43%	N=17	1%	99%	0	N=4	14.8	N=52
WPB	60%	40%	N=16	1%	95%	4%	N=5	14.5	N=39

BB n=334

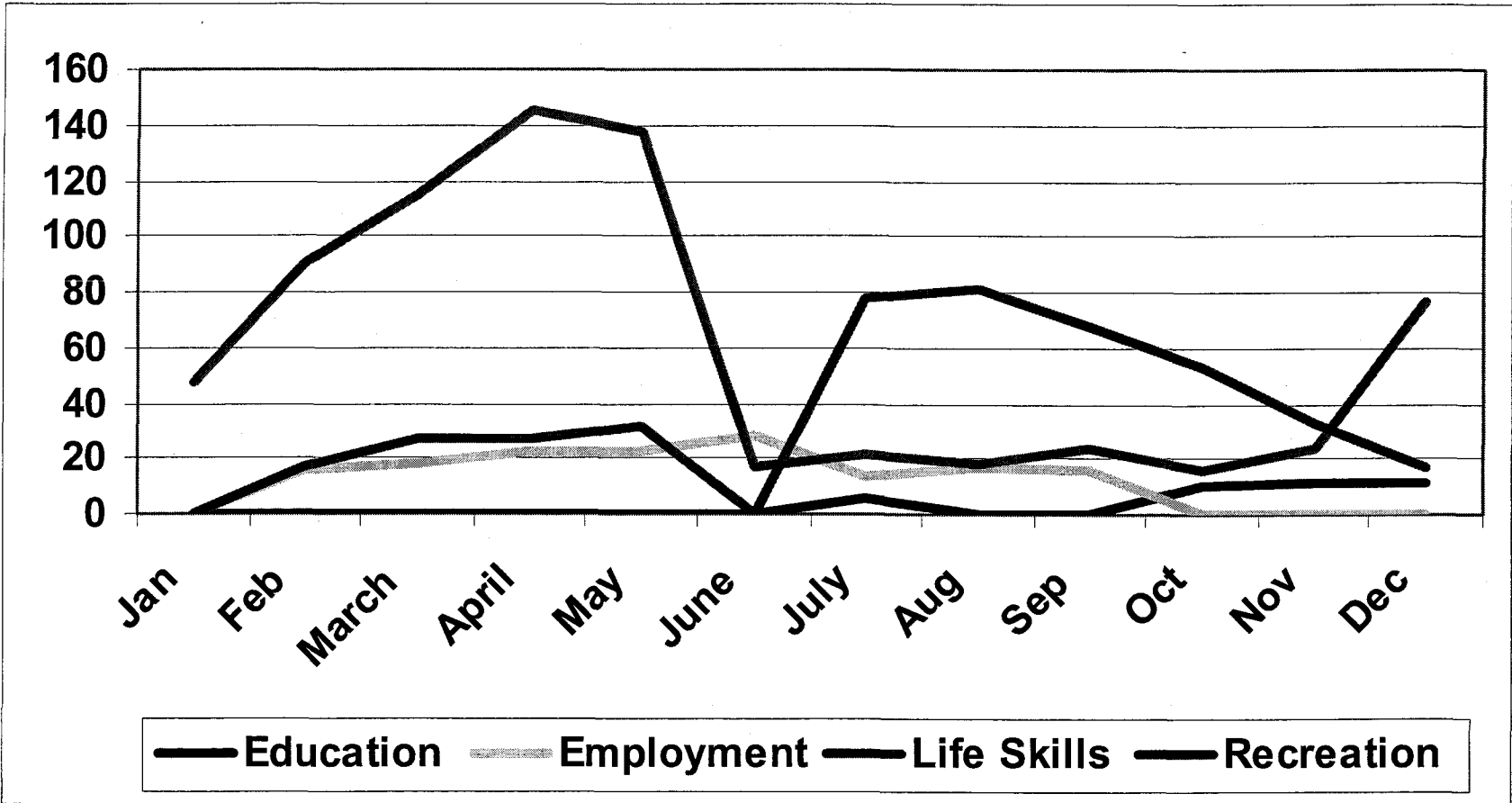
LW n=141

RB n= 105

WPB n=153

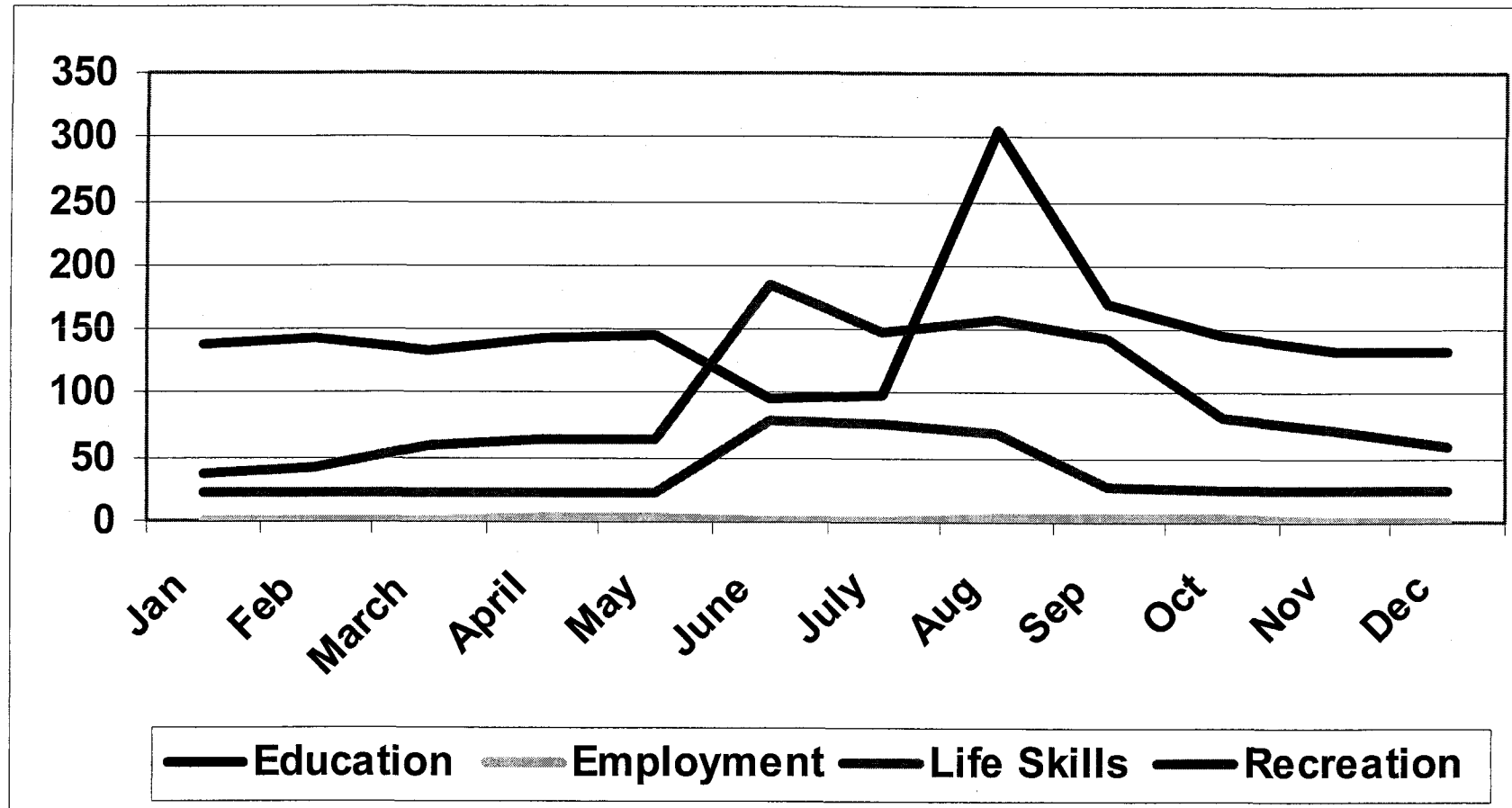
Services Provided: Youth Empowerment Centers

Boynton Beach Youth Empowerment Centers - Youth Served in 2008



Services Provided: Youth Empowerment Centers

Lake Worth Youth Empowerment Center - Youth Served in 2008



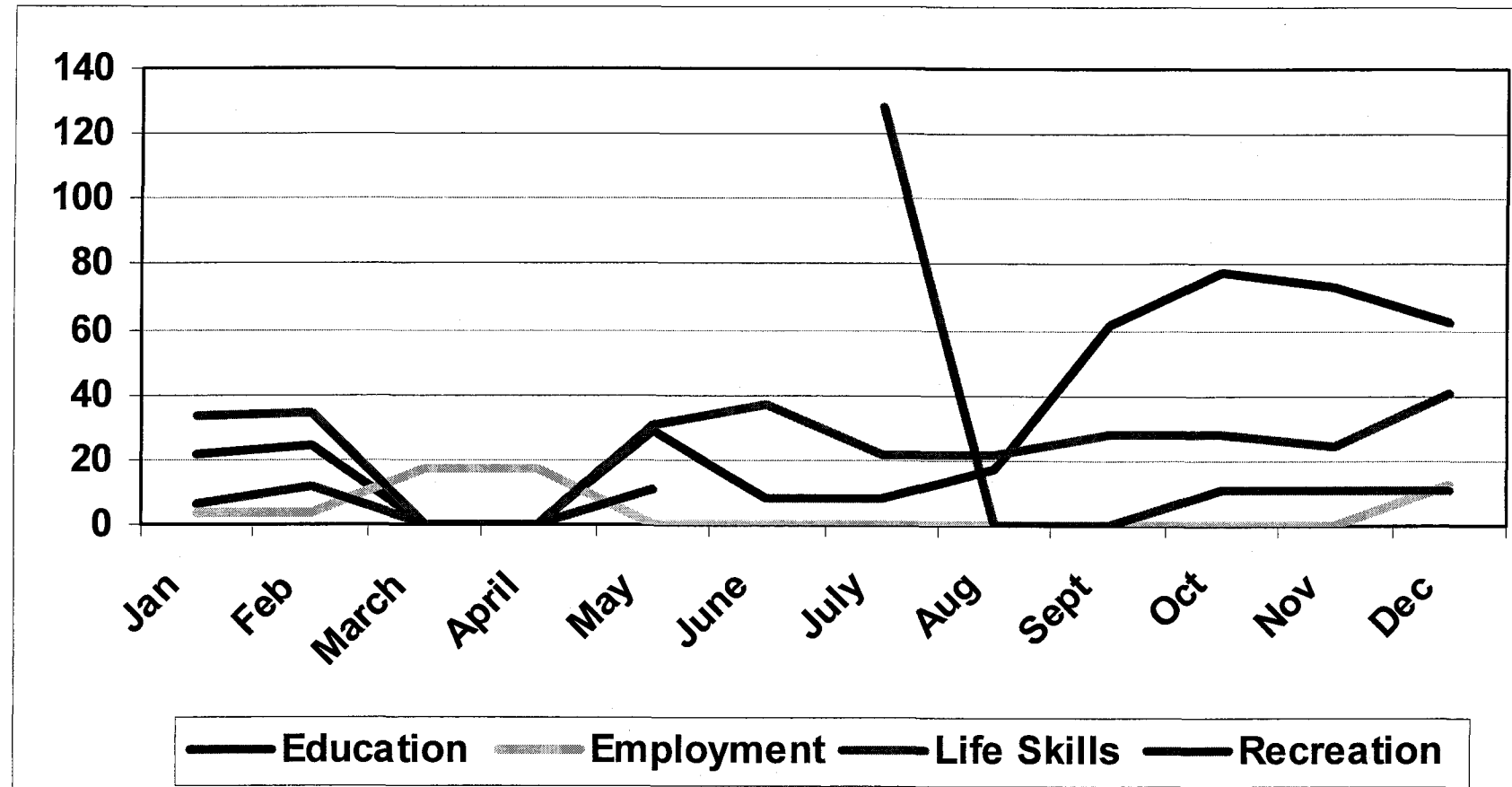
Services Provided: Youth Empowerment Centers

Riviera Beach Youth Empowerment Centers - Youth Served in 2008



Services Provided: Youth Empowerment Centers

West Palm Beach Youth Empowerment Centers - Youth Served in 2008



Services Provided: Youth Empowerment Centers

Program Sessions Delivered in 2008

- This table provides the number of sessions of each type of structured program delivered to youth:

	Education	Employment	Life Skills	Total
Boynton Beach	111	177	1,282	1,570
Lake Worth	15,979	96	1,021	17,096
Riviera Beach	861	293	656	1,810
West Palm Beach	2,477	WPB offered Employment services but did not report # sessions	622	3,099
Total	20,771	571	4,021	23,575

The number of sessions is not the same as the number of hours. The number of hours is reported at the aggregate level (by program) and the number of sessions is reported at the individual level (by youth).

Services Provided and Selected Outcomes

Youth Empowerment Centers

- In 2008, the Youth Empowerment Centers were fully operational in 4 of the 5 sites: Boynton Beach, Lake Worth, Riviera Beach, and West Palm Beach.
- Together, the four centers provided 23,575 sessions of structured education, employment, and life skills programming for 733 youth in 2008.
- Combined, the 4 centers offered approximately 50 named, structured programs in 2008:
 - 15 education programs
 - 27 employment programs
 - 8 life skills programs
- Pre/post programming outcomes are presented for 3 programs:
 - 50% (36) of the youth receiving school homework assistance experienced grade improvements (at Lake Worth provided by For the Children).
 - 100% of the 27 youth who completed the computer building program increased their pre/post test scores and received computers at the program's graduation (18 youth at West Palm Beach, 9 youth at Riviera Beach).
 - 100% of the 17 youth enrolled in the audio visual life skills program improved their pre/post test scores (West Palm Beach provided by Taylor Productions).
- Youth who served as members of the Youth Empowerment Centers' Youth Councils experienced significant gains in their pre/post self-determination measures (autonomy, self-regulation, psychological empowerment, problem solving, and goal setting).

Services Provided and Selected Outcomes

Youth Empowerment Centers

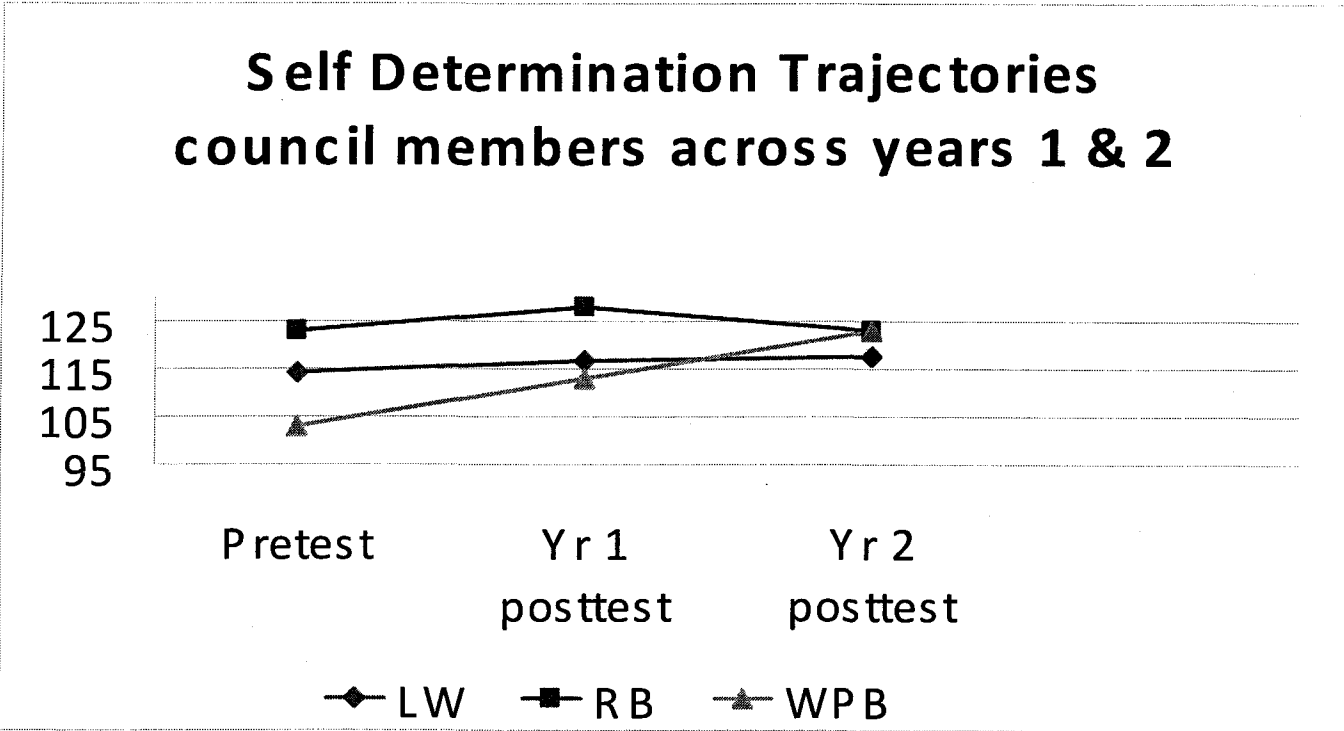
Youth Councils:

Youth who served as members of the Youth Empowerment Centers' Youth Councils experienced significant gains in their pre/post self-determination measures (autonomy, self-regulation, psychological empowerment, problem solving, and goal setting).

Site	Male	Female	Ave Age	Ave Size of Council
Boynton Beach	33%	67%	14.9 yrs	17
Lake Worth	43%	57%	15.0 yrs	9
Riviera Beach	48%	52%	16.2 yrs	8
West Palm Beach	59%	41%	15.1 yrs	14

Services Provided and Selected Outcomes

Youth Empowerment Centers

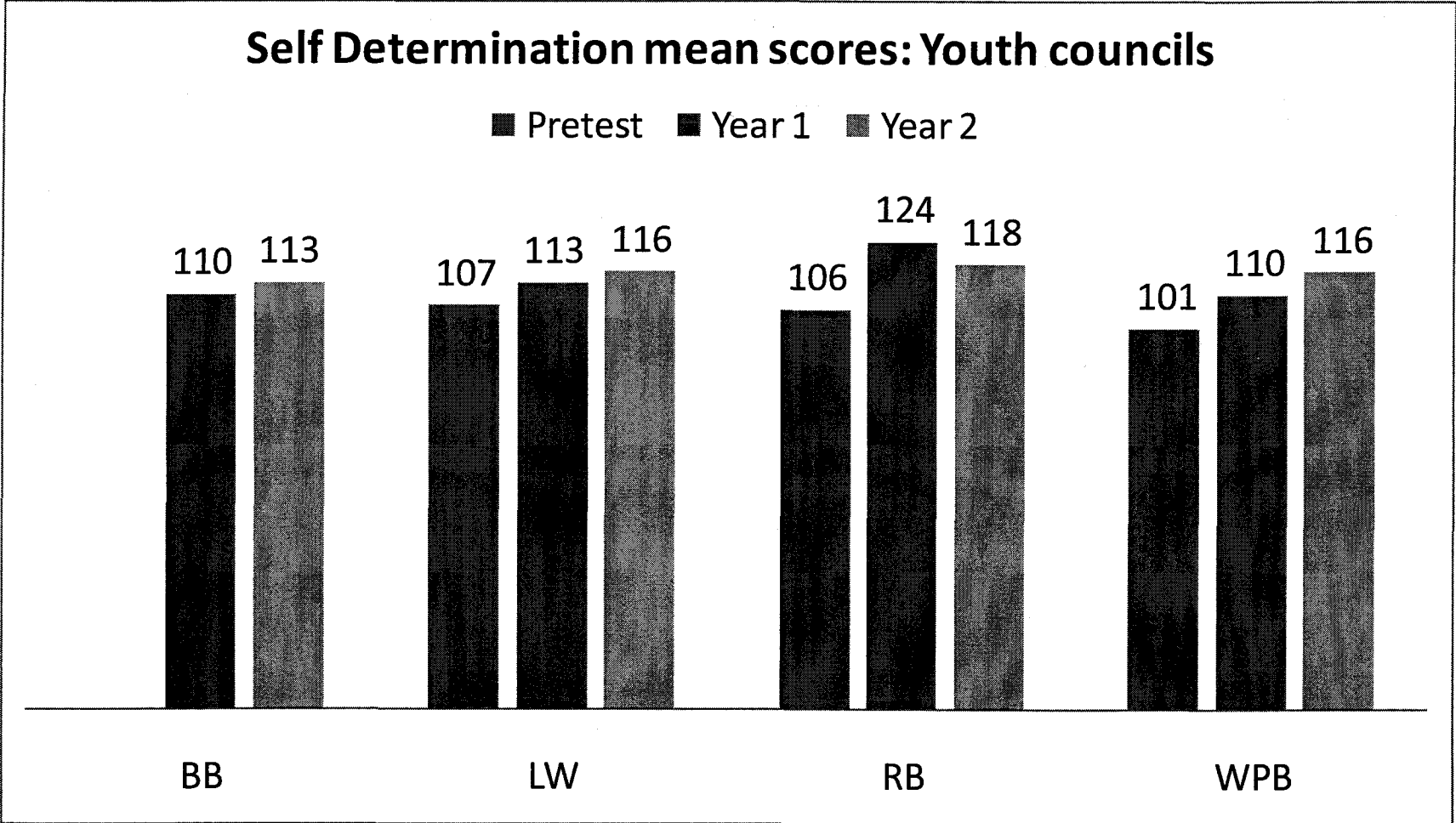


Self Determination domains: (1)autonomy (2) problem-solving/goal setting (3) self-realization (4) psychological empowerment

Members of 3 youth councils were given a pre- and post-assessment to measure levels of self-determination at three points in time:

- Time 1 Pre-test = \leq 5 mos. of YEC involvement
- Time 2 Post-test = 6-17 mos. of YEC involvement
- Time 3 Post-test = 18-24 mos. of YEC involvement

Services Provided and Selected Outcomes
Youth Empowerment Centers



Services Provided and Selected Outcomes:

Law Enforcement, the Office of the State Attorney, Office of Statewide Prosecution

Law Enforcement Workgroup:

Collaborative, targeted efforts involving:

- Palm Beach County Sheriff's Office
- Police departments
- Alcohol, Tobacco, and Firearms
- Palm Beach County's Office of the State Attorney
- Palm Beach County's Office of Statewide Prosecution
- Representation from police departments: Boynton Beach, Belle Glade, Riviera Beach, West Palm Beach (Lake Worth represented through the Sheriff's Office; Belle Glade does not submit monthly reports)
- **Boynton Beach:**
 - 11 firearms fired (bullet catcher)
 - 49 firearms entered using BrassTrax
- **Riviera Beach**
 - 143 firearms fired (bullet catcher)
- **West Palm Beach**
 - 272 firearms fired (bullet catcher)
 - 227 firearms entered using BrassTrax
 - 21 firearms matched to crimes
- **Palm Beach Sheriff's Office**
 - BrassTrax/NIBIN:
 - 81 matches with confiscated weapons (up from 6 in 2006 and 8 in 2007)

Services Provided:

Law Enforcement, the Office of the State Attorney, Office of Statewide Prosecution

Armed RobberySuppressions	DUI Saturation Patrols with PBSO
Trainings (equipment, gang resistance and awareness, collection of crime guns)	Equipment Use (Bullet Catcher, BrassTrax)
Deployments with Bait Vehicle	Burglary Suppressions
Gang Injunctions	Auto Theft Notices
Utilization of Tag Readers	Sex Offender Accountability Program (SOAP)
Special Details	Bicycle and Trolley patrols
Community outreach and meetings	Contact with at-risk youth in the community

Services Provided and Selected Outcomes: Law Enforcement and Office of the State Attorney

- 130 Violent Crime Task Force cases countywide
- 10 program and control sites account for 110 of those cases.
- Belle Glade:
 - 40 VCTF cases (25 gang-related)
- Boynton Beach:
 - 1 VCTF case (1 gang-related)
- Lake Worth:
 - 12 VCTF cases (9 gang-related)
- Riviera Beach:
 - 16 VCTF cases (11 gang-related)
- West Palm Beach:
 - 22 VCTF cases (15 gang-related)
- The Combat Unit (the Office of the State Attorney) track gang-related and violence-related cases:
 - 1405 violence-related and gang-related cases being tracked
 - 1,012 individuals (offenders)
 - 2,715 total charges
 - 2,393 felony charges
 - 825 (30%) cases involving a gun
 - 492 (18%) cases involving a weapon other than a gun
- Two prosecutors are funded through this program
- Develop and deliver training for law enforcement
- Participate in gang prevention trainings, other task forces, community meetings, and other activities

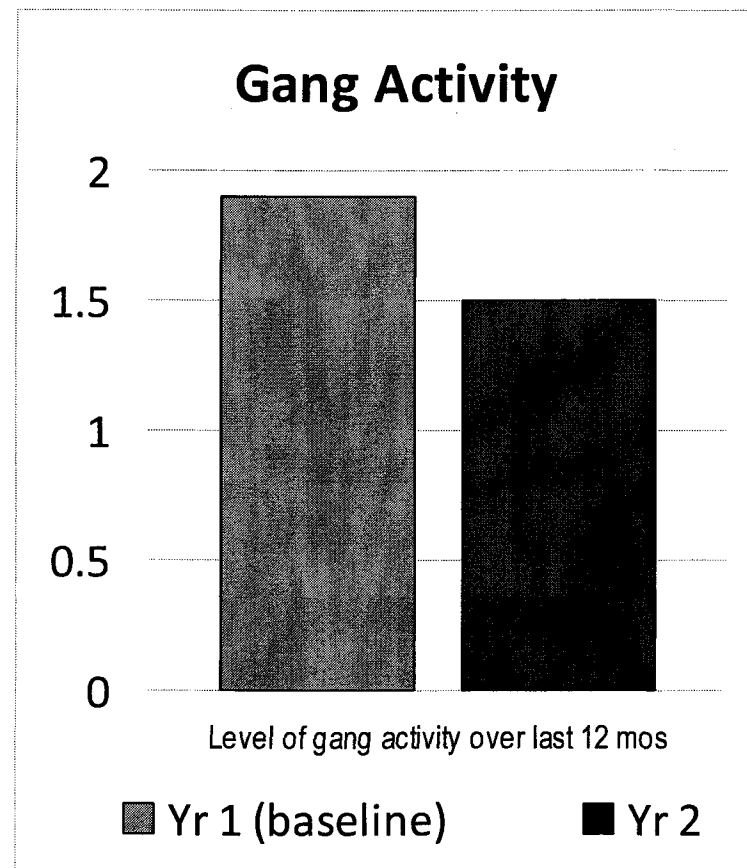
Outcomes: Survey

National Institute of Justice Gang Threat Assessment

Law Enforcement

The survey was completed by the Violent Crimes Task Force and the Palm Beach County Sheriff's Office during Yr 1 (baseline) and at the end of Yr 2. The survey addresses perceptions of crime and gang problems.

- There was no change in the rating of the perceived overall crime problem (Yr 1 - Yr 2).
- There was a significant decrease in the number of active gangs reported in year 2.
- There was a slight increase in the number of gang members for the same time period
- Effective strategies identified:
 - Violent gang crime strategies (during Yrs 1 & 2):
 - Pro-active policing
 - Violent Crimes Task Force collaborative efforts
 - Over last 12 months (Yr 2), the most effective strategies were:
 - Saturation patrols
 - RICO (Office the State Attorney and Office of Statewide Prosecution)

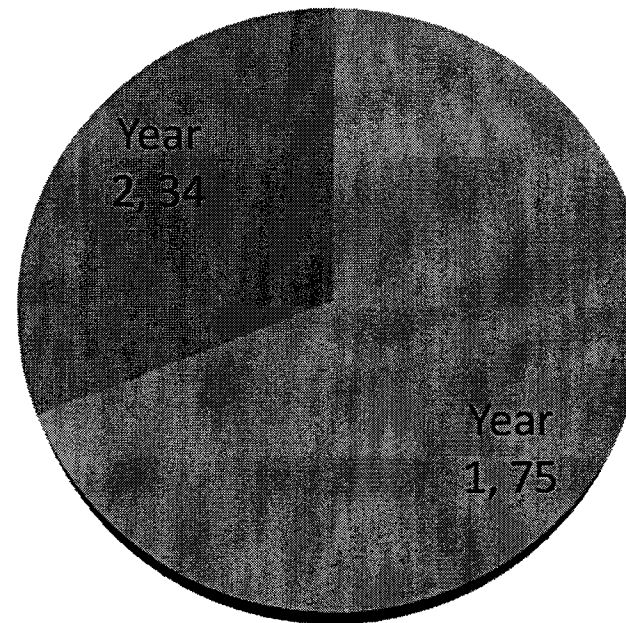


Outcomes: Survey
Florida Department of Law Enforcement Gang Assessment
Office of the State Attorney and the Office of Statewide Prosecution

The survey was completed by the Violent Crimes Task Force and the Palm Beach County Sheriff's Office during Yr 1 (baseline) and at the end of Yr 2. The survey addresses perceptions of crime and gang problems.

- Implementation (and continuation of) tracking gang member involvement in violent crime prosecutions through their STAC system was reported as an important tool.
- In Yr 2, the use of RICO (by the Office of Statewide Prosecution) and Ch.874, F.S., for penalty enhancements by the Office of the State Attorney was reported as an important tool. Prior to the YVPP, these tools were not utilized.
- In Yr 1, baseline year, respondents reported the gang problem as "getting worse"; in Yr 2, it was reported as "staying about the same."
- An increase in the number of criminal gang cases being filed was reported in Yr 1; in year 2, a decrease in these cases was reported.
- Effective strategies identified:
 - Vertical prosecutions
 - Organized and collaborative approach to gang violence
 - Training specific to criminal gang activity/prosecution

Number of gang related prosecutions per month



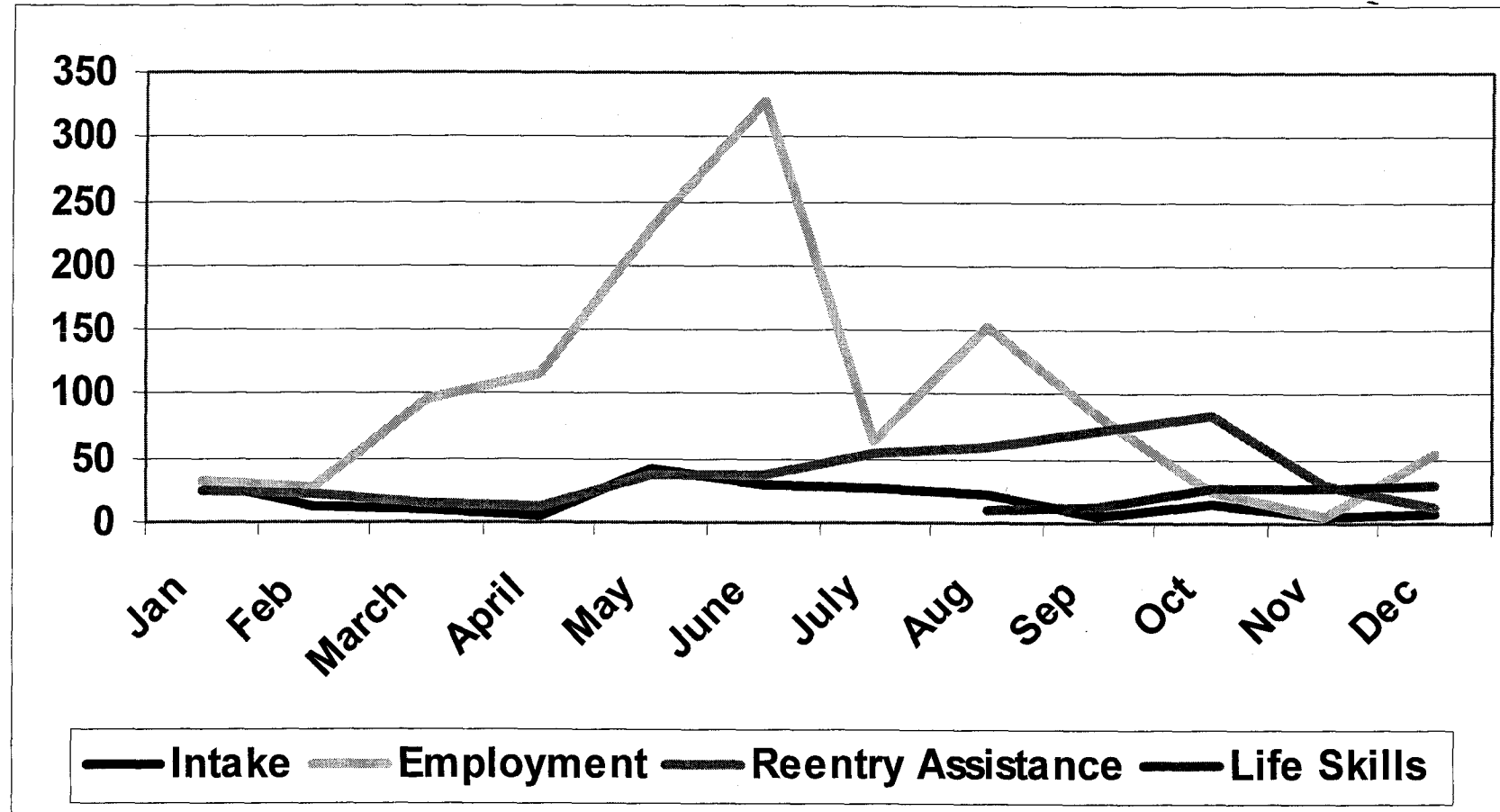
Services Provided

Corrections: Justice Service Centers

- Riviera Beach is the only site that has implemented a Justice Service Center.
- The Riviera Beach Justice Service Center served 767 adults in 2008 (up from 105 in 2007).
- Clients ranged in age from 17 to 72 years.
- Services included: intake processing, re-entry (assistance with civil rights restoration, driver's license, banking, etc.), and employment assistance.
- The Justice Service Center provides structured, on-going programs (e.g., employment counseling) as well as short-term services such as referrals and assistance with obtaining counsel, restoring civil rights, job referrals, etc.
- Riviera Beach's Justice Service Center provided 1,237 sessions of services in 2008.

Services Provided

Corrections: Justice Service Centers



Outcomes: Arrest Histories

Youth Empowerment Centers:

- 93% of the youth served in 2007 and 2008 in the centers had no arrest histories.
- 68 youth had arrest histories either before, during, or after their involvement with the centers (7% of the 950 total youth served in 2007 and 2008).
- 23 of the 68 youth with prior arrest histories -- had no further arrests once they became involved in the centers.
- 45 youth had arrests after they became involved in the centers.

Outcomes: Arrest Histories

Youth Empowerment Centers

- 68 matches for the youth
- Number of youth with arrest histories by site:
 - Boynton Beach: 24
 - Lake Worth: 2
 - Riviera Beach: 29
 - West Palm Beach: 13
- 68 youth represented 297 arrest charges
- Felonies: 42% Misdemeanors: 45% Unknown: 13%
- Violent: 18% Nonviolent: 82%
- Note: This data reflects arrest charges only – not charges for which youth were prosecuted or convicted.

Outcomes: Arrest Histories

Justice Service Centers:

- 458 out of 872 participating adults had arrest histories - (872 participants for 2007 and 2008 combined).
- 343 (75%) experienced no further arrests after they became involved in the Justice Service Center.
- 12% of the arrest charges were for violent offenses and the remainder were property (including burglary), drugs, or other offenses.
- 42% of the arrest charges were for felonies, 33% were for misdemeanors, and 25% were unknown.
- Note: There were 8,756 arrest charges which does not necessarily reflect the offenses for which these individuals were prosecuted or convicted.

Outcomes: UCR Crime Data - 2007 and 2008 Rate Change

- Rate change in Total Crime Rate between 2007 and 2008:
 - Four program sites fared better than the matched control sites in the rate change for total crime:
 - Lake Worth, Riviera Beach, West Palm Beach, and Belle Glade experienced greater reductions than the rate reductions in their respective control sites.
 - Boynton Beach experienced a slight increase; however, the control site experienced a greater increase.
- Rate change in Violent Crime Rate between 2007 and 2008:
 - Three of the program sites fared better than the matched control sites in the rate change for violent crime; all program sites experienced decreases in rates of violent crime:
 - Lake Worth, Riviera Beach, and West Palm Beach experienced decreases in violent crimes; two of the three control sites experienced less significant decreases and one control site had a significant increase in violent crime.
 - Boynton Beach experienced a decrease; however, the control site had a greater decrease.
 - Belle Glade experienced a significant decrease in violent crime while the control site experienced a greater decrease in violent crime.

Outcomes: UCR Crime Data - 2007 and 2008

Percent Change from Previous Year

Rate and % change	Boynton Beach	Royal Palm	Lake Worth	Green-acres	Riviera Beach	Mangonia Park	West Palm Beach	Lake Park	Belle Glade	Pahokee
2007 Total Crime	6442.2 6.1%	4211.6 36.6%	8049.9 -16.7%	4912.0 -0.3%	9512.6 -21.6%	15027.4 -17.8%	8007.2 1.3%	10127.3 25.2%	10964.1 85.6%	6744.9 -11.3%
2007 Violent Crime	1091.6 10.9%	502.1 75.1%	1500.9 -17.7%	725.7 -30.6%	2271.5 -16.0%	2701.6 -29.3%	1102.1 1.0%	1317.1 48.2%	2757.1 128.3%	2114.5 -3.7%
2008 Total Crime	6536.6 1.5%	4707.4 11.8%	7550.7 -6.2%	4731.5 -3.7%	9066.9 -4.7%	15024.7 0.0%	6571.3 -17.9%	11764.7 16.2%	10367.0 -5.4%	7588.2 12.5%
2008 Violent Crime	1063.4 -2.6%	462.5 -7.9%	1440.4 -4.0%	722.0 -0.5%	1866.3 -17.8%	3238.9 19.9%	932.8 -15.4%	1262.1 -4.2%	2421.1 -12.2%	1763.2 -16.6%

Outcomes: Projected Economic Impact

- Utilizing 6 years of UCR crime data, projections were made to estimate the violent crime rates in 2008 – if the Youth Violence Prevention Program had not been implemented.
- Violent offenses include: murder, rape, robbery, and assault.
- Costs for each violent crime was determined in a National Institute of Justice report.
- Countywide:
 - Violent crime rate projections resulted in an estimated life-time cost savings of \$22,431,933
- 5 program sites/cities:
 - Violent crime rate projections resulted in an estimated life-time cost savings of \$5,701,333.

Cost-Benefit Estimates

- Additional cost-benefit estimates can be associated with this program.
- Estimated Cost (per youth) for the Youth Empowerment Centers:
- By site, the per youth cost is:
 - Boynton Beach \$6,781
 - Lake Worth \$4,518
 - Riviera Beach \$5,955
 - West Palm Beach \$18,355
 - Averages to \$10,825 per youth
- (Note: Belle Glade was allocated \$756,470 but hasn't served youth; the cost per client for Riviera Beach's Justice Service Center is \$1,334)
- If 1 youth stays crime-free and chemical-free, it saves \$2.2 million over his/her lifetime, if this program is successful for the following percentages of youth, the cost savings would be:
 - 10% (88 youth) would save \$194 million
 - 20% (176 youth) would save \$388 million
 - 30% (582 youth) would save \$582 million

(Source: Cohen, 1998, Journal of Quantitative Criminology. Calculation: 950 youth minus 68 with arrest histories = 882 x 10% x \$2.2m)

Attachment 2

Youth Violence Prevention Program Year 2 Evaluation

HANDOUT

Goals and Objectives

Program and Component Data:

Prevention (Youth Empowerment Centers):

West Palm Beach YEC

Riviera Beach YEC

Lake Worth YEC

Boynton Beach YEC-

**Law Enforcement, Office of the State Attorney, and the Office of
Statewide Prosecution**

**¼ Radius Crime for YECs (submitted by Law Enforcement
Work Group)**

Corrections (Justice Service Center) Riviera Beach JSC

CJC Oversight

UCR Crimes Reported to Law Enforcement Tables

Youth Violence Prevention Program Year 2 Evaluation

Goals and Objectives

(for each component)

Prevention (Youth Empowerment Centers):

Boynton Beach YEC	pages 1-3
Lake Worth YEC	page 4
Riviera Beach YEC	pages 5-7
West Palm Beach YEC	pages 8-9

Law Enforcement	pages 10-13
------------------------	--------------------

Courts	pages 14-15
---------------	--------------------

Corrections (Justice Service Center):

Riviera Beach JSC	page 16
--------------------------	----------------

Youth Violence Prevention Program

Goals and Objectives

by Component

(Prevention, Law Enforcement, Courts, Corrections)

2008 Status for Year 2 Evaluation

Prevention: Youth Empowerment Center (YEC)

Boynton Beach YEC: Goals and Objectives – Year 2 (2008) Status:

Goal 1: To prevent and reduce violent crimes among youth in Boynton Beach

Year 1: Goal not met (to be met through the development of strategies related to YEC development and programming in Year 2)

Year 2: Goal met ✓

- **Objective 1:** Develop a comprehensive community based strategy to prevent and reduce youth involvement in violent crimes, gangs, and drug related crimes.

Year 1: Objective met ✓

Year 2: Objective met ✓

Strategy based on the following: Continued development of open communication between the following agencies: schools, police, community leaders, staff of the Sims Center, staff of YVPP, juvenile probation officers, parents, and local community members. The YEC has an open door policy that allows on-site evaluation of programs, attendees, service providers, and staff. The YEC continues to meet with their Executive Board, made up of multiple agency leaders, to examine the strategies employed by the YVPP program. These items are presented by the youth council and either approved or denied by the Executive Board. No concrete statistical numbers have been obtained (by program) to determine if less youth are on probation; however, through individual contact with the schools, probation offices, families, and students, the numbers of multiple crimes committed by the participating youth are down in their area and the number of probation violations based on new charges, for participating youth has declined (source of information is the YEC).

- **Objective 2:** Replicate two model programs (specific model programs not specified in plan) that target identified risk factors and target the development of protective factors to build individual, family, community, and environmental resilience.

Year 1: Objective not met

Year 2: Objective met ✓

1. Lamplighters is a male mentoring programming meeting once a week. It has 10 adult males, mentoring 10 young males with one on one attention.
2. Girls and Her Pearls program meets for 6 weeks and emphasizes the importance of self esteem, behavior, accountability for decisions and actions. This program has a graduation at the end of the sixth week that families are invited.
3. Art of Filmmaking is a program to help youth learn all aspects of filmmaking from writing to directing to publication. A new component of the program has been added—the beat making component allows students to write and record music.
4. Boy Scouts – Flag football program

5. Computer Concepts
6. Hooked on Fishing
7. Dance, Cheerleading, and Girl Scouts

Goal 2: To coordinate government and private sector initiatives, law enforcement efforts, and human services; and concentrate those resources in the target area (YEC)

Year 1: *Goal initiated*

Year 2: *Goal met* ✓

- **Objective 1:** Convene a youth service provider summit to include a minimum of 20 representatives of government and community organizations that provide youth services and assist in coordinating services across disciplines.

Year 1: *Objective not met*

Year 2: *Objective met* ✓

Youth Summit took place twice. Once in February 08 and once in December 08. The meeting was with over 50 people, service providers, parents, local leaders, youth and community members to discuss the center and its programs.

- **Objective 2:** Leverage local resources to revitalize the target neighborhood through the procurement of 25 Memoranda of Agreement for the YEC.

Year 1: *Objective not met*

Year 2: While actual MOA's have not been developed and signed; program staff is currently working with the following agencies to promote youth for employment and to obtain community support for programming.

Buds Chicken and Seafood

Red Lobster

Checkers

Rotary Club

McDonalds

Publix

Winn Dixie

Arts in Public Places

Green Market Boynton

Boynton Beach High School

Sgt. Cannon permanently assigned to the youth empowerment center

Note the program does have MOA's signed by other departments (with the city) but the program does not believe that those agreements have a direct effect on their participation with the YEC. The program believes that businesses named above offer positive collaboration without MOAs.

Businesses/departments with MOAs have limited participation.

Goal 3: To mobilize Boynton Beach residents to assist law enforcement in identifying violent and drug offenders in the area in which the YEC is located. Further, goal three involves assisting service providers in identifying and responding to social service needs of target youth and families.

Year 1: Goal not met

Year 2: Goal met ✓

Activities: Purchase of the license plate recognition system, placement of detail officers at Sims Center, and placement of full time officer to work with YVPP at the Sims Center.

- **Objective 1:** Host a strategic planning session with Boynton Beach's YVPP Steering Committee to develop a comprehensive plan.
Year 1: Objective met ✓
Year 2: The steering committee and Executive Board have been combined. The youth council did such a great job in directing the needs of their center, it was deemed unnecessary to have the youth council present to the steering committee and then the steering committee present to the Executive Board. These bodies were consolidated.
- **Objective 2:** Empower youth and community residents in the YEC area through involvement in decision making and host a minimum of six community events through the YEC.
Year 1: Objective not met
Year 2: Objective met ✓
 1. Gang summit with local leaders and community members was convened twice in 2008
 2. Toys for Tots
 3. Kwanza at the Green Market
 4. Heritage Festival
 5. Intergenerational Gathering
 6. Food for Families
 7. Packing Thanksgiving Baskets with St. John's Church
 8. Service Providers Summit
 9. Trash in the Can PSA
- **Objective 3:** Establish a Youth Council to provide guidance and direction on YEC programs, policies, and services.
Year 1: Objective met ✓
Year 2: Objective met ✓

The youth council meets twice a month and is active in reviewing providers who offer programs and services at the YEC. The youth council also makes decisions regarding the type of programming that will meet the needs of the youth.

Prevention: Youth Empowerment Center (YEC)

Lake Worth YEC: Goals and Objectives – Year 2 (2008) Status

Goal 1: To prevent violent crime involvement of Lake Worth youth

Year 1: Goal not met

Year 2: Goal met ✓

- **Objective 1:** Expose youth to caring adults (for an extended duration) across various settings and programs in order to assist youth in effective decision-making; initiating successful choices; and developing their “voice.”

Year 1: Objective met ✓

Year 2: Objective met ✓

- **Objective 2:** Expose youth to law enforcement (specifically, the Lake Worth Community police officer) in order to develop the view of police as an “asset.”

Year 1: Objective not met

Year 2: Objective met ✓

Four youth participated in the Police Explorer Program with the Town of Lantana. Other youth were involved in various activities with the Palm Beach County Sheriffs Office. The City of Lake Worth YEC, in collaboration with the City of Lake Worth Police Department, hosted two events on gang issues and community safety. These events were well attended by more than 600 community residents, leaders, and youth.

Goal 2: To expand the role of the youth council in order to take an active role in prevention of youth crime in the Lake Worth community.

Year 1: Goal met ✓

Year 2: Goal met ✓

The youth council members selected Ms. Olly St. Felix as their spoke person. She made various appearances in front of the Lake Worth City Council. She was interviewed by local media on various occasions. She took an active role in STYLE and hosted many of their meetings on site (STYLE is the larger youth council group which is made of up members from each of the communities).

- **Objective 1:** Assist in the development of programming for the YEC and participate in city advisory boards. The youth council’s spoke person, Ms. Olly St. Felix, also served as the youth council’s representative to the City of Lake Worth Recreation Board. She made appearances in front of the City Council members and attended some of the City Recreation Board Meetings.

Year 1: Objective met ✓

Year 2: Objective met ✓

Prevention: Youth Empowerment Center (YEC)

Riviera Beach YEC: Goals and Objectives – Year 2 (2008) Status

Goal 1: To identify a youth outreach worker to facilitate the implementation of the YEC goals and objectives, particularly to conduct outreach to local youth

Year 1: Goal not met -- The YEC hired a YEC Outreach Worker during year 1; however, the outreach worker was with the program for only a few months.

Year 2: Goal met – The YEC reclassified the outreach worker position as a senior youth worker and hired someone to fill this position.

Goal 2: To establish a youth council through the identification of 7-9 youth residing in Riviera Beach who have no less than a 2.5 GPA and no criminal history

Year 1: Goal met ✓

Year 2: Goal met ✓

Goal 3: To collaborate with the Riviera Beach Police department in order to develop a forum with identified gang members, church pastors, community leaders, and YEC staff/council to discuss conflict resolution, problem solving, and to provide assistance utilizing community resources through the YEC.

Year 1: Goal not met

Year 2: Ongoing

This goal is on-going; Officer Jacobs' work at the YEC is working towards this goal

- **Objective 1:** Schedule meeting with Riviera Beach PD Gang Unit to discuss identification of gangs, gang members, and gang crime statistics.

Year 1: Objective met ✓

Year 2: Objective met ✓

Goal 4: To create a YEC a brochure and website.

Year 1: Goal partially met ✓

Year 2: Goal met ✓

The YEC developed a brochure which has been printed. The YEC youth council members created a MySpace Riviera Beach Youth Empowerment site; no additional website has been created to date.

- **Objective 1:** develop marketing tools such as television (TV) advertisements for airing on specific TV stations and an interview with the Palm Beach Post.

Year 1: Objective met ✓

Year 2: Objective partially met

The YEC initiated many community outreach activities including meetings, a newsletter, and posters.

- **Objective 2:** Host a YEC Grand Opening at the Lindsey Davis Center.

Year 1: Objective met ✓ (April 28, 2007)

Year 2: N/A

Goal 5: To identify a youth referral source; possible referrals may be derived from identified gang members, local schools, neighborhood associations, local churches, and community agencies.

Year 1: Goal met ✓

Year 2: Goal met ✓

The YEC has developed partnerships with the school district and feeder schools in the community;

Goal 6: To identify computer software to track youth admission and attendance in YEC programs.

Year 1: Goal not met

Year 2: Goal not met

- **Objective 1:** Identify measurement system to track data reflecting youth improvement, school attendance and progress, and criminal activities.

Year 1: Objective not met

Year 2: Objective not met

Goal 7: To enact a city-wide mentoring program to include: City of Riviera Beach employees, intergenerational mentoring through community residents, peer mentoring, local pastors, government/community leaders, and fraternities/sororities.

Year 1: Goal not met

Developed plans and partnerships to facilitate attainment of city-wide mentoring network in Year 2

Year 2: Goal not met

This goal continues to be in process. The YEC is working with Gary Graham of the Mentoring Center to establish a program. The YEC is collaborating with Unity in the Community Mentoring program for youth. The YEC's senior youth worker assists with this program by serving as a mentor for males and by transporting youth to events.

Goal 8: To collaborate with prospective program providers reflecting multiple disciplines as outlined in specific programming above

Year 1: Goal met ✓

Year 2: Goal met ✓

- **Objective 1:** Identify certified teachers and tutorial programs for the provision of services Monday through Friday

Year 1: Objective met ✓

Year 2: Objective met ✓

- **Objective 2:** Collaborate with Riviera Beach Beacon Center and local elementary and middle schools

Year 1: Objective met ✓

Year 2: Objective met ✓

Goal 9: Goal nine is to identify funding sources for school supplies (uniforms, materials, hair- cuts, physicals, and shots) and extracurricular activities fees for YEC youth.

Year 1: Goal partially met ✓

Year 2: Goal met ✓

Youth planned and completed a fund raiser to generate funds to purchase supplies.

Youth participated in rap artist Rick Ross' "A Day in the Park" even and received school supplies and back packs. Youth and parents attended the City of Riviera Beach Civil Drug Court and Parks and Recreation event for haircuts and physicals.

Prevention: Youth Empowerment Center (YEC)

West Palm Beach: YEC Goals and Objectives – Year 2 (2008) Status

Goal 1: To convert the existing Northwood Adult Center to the Northwood Youth Empowerment Center

Year 1: Goal met ✓

Year 2: Goal met ✓

- **Objective 1:** Furnish and fit the YEC with amenities attractive to youth (youth survey revealed amenities desired include TV's, video games, ping pong, billiards, air hockey, sofas, large chairs, dining room table and chairs, stereo equipment, and recording equipment and mixers)

Year 1: Objective met ✓

Year 2: N/A (Met in Year 1)

- **Objective 2:** Add youth-related components to the city-owned Northwood Gymnasium

Year 1: Objective met ✓

Year 2: N/A (Met in Year 1)

Goal 2: To prepare youth for success in the workplace

Year 1: Goal not met

Year 2: Goal met ✓

- **Objective 1:** Provide programming offering assistance with resume writing, interviewing techniques, dressing for success, and workplace etiquette. Youth placed in jobs: Merancia Noelsaint, Akeem Porter Jahmal Mitchell, Islet McDonald. Demario St. Fuent, Shimikia Johnson.

Year 1: Objective not met

Year 2: Objective met ✓

Goal 3: To prevent youth crime, violence, and gang involvement

Year 1: Goal met (GREAT Program 20 graduates)

Year 2: Goal met (GREAT Program 25 graduates)

- **Objective 1:** Develop a positive relationship between law enforcement, youth, and families through the G.R.E.A.T. program

Year 1: Objective met ✓

Year 2: Objective met ✓

Goal 4: To have youth recognize the benefits of living tobacco-, alcohol-, and drug-free.

Year 1: Goal met (Teen Time program)

Year 2: Goal met (Teen Time 49 hour Life Skills program)

Goal 5: To offer opportunities for incorporating real-world learning with skills for career development

Year 1: Goal met ✓

Year 2: Goal met ✓

- **Objective 1:** Use of an audio/video production lab to encourage literacy development as well as computer skills enhancement. Learning the art of audio and video production will enable youth to create programs to express themselves and share their experiences with others. Working with local media outlets will assist in the production and showcasing of the youth's and the YEC's work.

Year 1: Objective met ✓

Year 2: Objective met ✓

- **Objective 2:** Professionals in the field will work with small groups of youth to produce programs that will be shared with the community via local TV networks and West Palm Beach TV (WPBTV Channel 18). Targeted youth numbers are 24 teens per week.

Year 1: Objective met ✓

Year 2: Objective met ✓

Goal 6: To provide outreach on a regular basis to local youth in order to maintain community relationships; outreach will focus on youth ages 12-14 in an effort to *prevent* gang involvement

Year 1: Goal met ✓

Year 2: Goal met ✓

- **Objective 1:** Continuous collaboration with middle schools, law enforcement, and community leadership

Year 1: Objective met ✓

Year 2: Objective met ✓

- **Objective 2:** Outreach initiative to include face-to-face interaction between site staff, youth council, and community monthly

Year 1: Objective met ✓

Year 2: Objective met ✓

Law Enforcement: Goals and Objectives – Year 2 (2008) Status

Goal 1: To increase the level of education regarding the collection of evidence for all law enforcement agencies. Specifically, training is required to focus on evidence that can be retrieved through modern technology, e.g., D.N.A., weapons' ballistics. These evidence collection protocols will be applied to all recovered guns, stolen vehicles, and other equipment that facilitates violence in youth crimes. This will enhance investigators' ability to solve other crimes.

Year 1: Goal met ✓

Year 2: Goal met ✓

- **Objective 1:** To assume consistencies across jurisdictional lines thus eliminating confusion. Strengthening prosecution abilities to take cases to trial.

Year 1: Objective met ✓

Year 2: Objective met ✓

- **Objective 2:** To use technology to identify juveniles early in their criminal activity before the behavior escalates to violent crime; generate a report demonstrating the ability to identify and intervene (early in criminal careers).

Year 1: Objective not met (to be evaluated in Year 2 as technology is developed/utilized)

Year 2: Objective met ✓

Met through the use of JAC, flagged for juvenile division diversion.

- **Objective 3:** To statistically reduce the rate of youth violent crimes throughout Palm Beach County.

Year 1: Objective not met (to be evaluated in Year 2 as technology is developed/utilized)

Year 2: Objective met ✓

Crime reports from YECs may indicate reduction. Unlikely overall reduction until year 3, thus as of now, not yet met.

Goal 2: To track "all" firearms cases to slow or stop the increasing number of violent crimes; activities to achieve this goal mirror similar programs already in place

Year 1: Goal not met

Year 2: Goal met ✓

Goal met through STAC system and distribution of county contacts sent to all LE agencies. The Chief of the COMBAT Division, Greg Kridos reviews all firearms cases of 18-29 yr olds; Lynn Powell, Chief of the Juvenile Division, reviews all juvenile firearms cases; State Attorney Darren Shull reviews all auto theft cases.

- **Objective 1:** After cases have been delivered to proper courts, (juveniles and adults), any juvenile associated with gun crimes would be tracked. This allows the partnering members of the Youth Violence Prevention Committee to be able to direct these juveniles to needed assistance program(s). The main objective is to see that this continual pattern of criminal or violent behavior is corrected.

Year 1: Objective met ✓

Year 2: Objective met ✓

- **Objective 2:** To allow local law enforcement the ability to have a contact person (SAO) in dealing with firearm charges. This also gives officers/investigators the understanding of the importance of making sure all needed information is forwarded to the proper channels.

Year 1: Objective partially met ✓

Year 2: Objective met ✓

Steve Barberoni with the ATF and Cpt. Strenges with the VCTF partner with local law enforcement agencies.

- **Objective 3:** To gain successful prosecution of target individuals. A proactive enforcement effort will be the main focus; surveillance and information utilization also will be used to achieve these goals.

Year 1: Objective partially met ✓

Year 2: Objective ongoing; partially met

The Chief of the COMBAT Division, Greg Kridos, reviews all firearms cases of 18-29 yr olds and LEWG activities.

Year 3 will utilize comparisons of the number of successful firearm prosecutions with prior years before implementation.

Goal 3: To develop a plan that would support gun dealers/suppliers partnering with law enforcement agencies to better secure their firearms. Most violent crimes involving firearms are from weapons that have been stolen.

Year 1: Goal partially met ✓

Year 2: Goal met ✓

Plan developed; targeted 10 gun shows per year; participation from ATF, VCTF, and, local law enforcement agencies

- **Objective 1:** To work hand in hand with gun dealers on items that may help prevent the theft of guns. This includes items of low cost or impact on gun dealers. Example: concrete barriers to stop smash and grabs.

Year 1: Objective not met (was set to be met during Gun Show in March 2008)

Year 2: Objective met ✓

Pawn and gun shop re-education within county limits

- **Objective 2:** To help identify subjects who may be gang affiliated or persons involved in criminal activities that involve purchasing weapons. This may include working collaboratively at gun shows or tracking over the counter gun sales.
Year 1: Objective partially met ✓
Year 2: Objective met ✓
Targeted 10 gun shows per year. ATF, VCTF (Wallace), and local law enforcement agencies involved, in addition to the Statewide Prosecutor's Office; 2 federal indictments from gun show activities
- **Objective 3:** To reduce the number of youths and violent persons gaining access to firearms.
Year 1: Objective not met (to be done through Objectives 1 and 2)
Year 2: Objective not met; Objective will be evaluated during Year 3.

Goal 4: To reduce the number of incidents of gun crime in Palm Beach County by building stronger prosecutions through diligent investigation; To foster the community's awareness of efforts to cause potential violators to focus on the likelihood of arrest, prosecution, and punishment if they commit crimes with guns.

Year 1: Goal not met
Year 2: Goal not met; Reduction to be measured in year 3.

- **Objective 1:** To establish a clear and concise protocol for handling gun crime evidence, with input from each of the disciplines/entities that will be required to participate in the process.
Year 1: Objective met ✓
Year 2: Objective met ✓
Gun crime collection training protocols developed and training sessions occurred during year 2.
- **Objective 2:** To train officers who are likely to be the first to come in contact with such offenses on techniques and strategies to build strong cases against gun crime suspects.
Year 1: Objective met ✓
Year 2: Objective met ✓
Gun crime collection training protocols developed and training sessions occurred during year 2.
- **Objective 3:** To develop strategies within the Office of the Statewide Prosecutor that will create substantial ownership interest in the prosecution of gun crimes and allow for appropriate resources and services to supplement that effort.
Year 1: Objective initiated
Year 2: Objective met ✓
Met through Attorney General's Office gang legislation targeting firearm crime

- **Objective 4:** Publicize efforts within the offender's community in a way that will cause the youth in that community to realize that there are serious consequences to their decisions if they participate in violent crimes.

Year 1: Objective not met

Year 2: Objective met ✓ (posters and bus benches)

- **Objective 5:** Increase the number of law enforcement agencies who participate in the BrassTrax firearms shell casing entry program, including training.

Year 1: Objective met ✓

Year 2: Objective met ✓

Goal 5: To develop collaboration and information sharing among agencies at the federal, state, and local levels.

Year 1: Goal met ✓

Year 2: Goal met ✓

Goal 6: To utilize technology involving the use of the "license plate recognition" systems now on the market; to place units in areas where stolen vehicles are most likely to be driven. Rationale: Many youth start their criminal careers with auto theft.

Year 1: Goal met ✓

Year 2: Goal met ✓

- **Objective 1:** To increase the number of recovered stolen vehicles.

Year 1: Objective not tracked

Year 2: Objective partially met ✓

Revamped and redistributed auto forms; tow companies; track monthly.

Objective 2: To increase the number of suspects identified in auto thefts as it facilitates the movement of youth violence throughout Palm Beach County.

Year 1: Objective not met

Year 2: Objective not met

To be evaluated in Yr 3; these subjects (charged with auto theft) will be tracked through juvenile diversion programs

Objective 3: To identify youth who were successfully diverted after auto theft charge (**new goal added for 2009 – 3rd Yr)

- **Objective 3:** To increase the number of arrests associated with the auto thefts and other related crimes.

Year 1: Objective not met

Year 2: Objective partially met ✓

Partially met through use of bait cars; baseline established in Yr 2 and objective will be measured in Yr 3.

Courts: Goals and Objectives – Year 2 (2008) Status

Courts (adult)

- **Resources:** Additional resources utilized through the courts component of the YVPP includes the development of new protocols for entering and tracking gang and violent crime related case data using the already-in-place STAC system in the SA's Office. This includes tracking the location of the charged crime and the arrest as well as identification of cases as YVP or gang related. If identified as gang related, gang affiliation is entered into STAC for tracking purposes.
- **Collaboration/partnerships:** The identification of specific gang affiliation is a joint effort by law enforcement and courts and includes both manual identification, by law enforcement, as well as electronic tracking through the SA's STAC system.

Courts (juvenile)

A specific plan to develop the juvenile courts component of YVPP was put forth by the CJC. The focus of the courts component is to target youth during all stages of their involvement in the juvenile justice system (diversion, intervention, and re-entry/transition). The goals of this plan are outlined below.

Timeline: Courts component goals and objectives for implementation and completion are to take place over the course of the project (3 years).

Goal One: To extend Youth Court within each targeted program site area.

Year 1: Goal not met

Year 2: Goal not met

Jim Kelly (chief of school district police) has stated they will be unable to extend the Youth Court; this goal will not be met.

Goal Two: To divert youth from the juvenile justice system.

Year 1: Goal met ✓

Year 2: Goal met ✓

Youth Service Bureau provides group and individual counseling for youth referred by sites (and/or courts); Alternative Sanctions program in place

- **Objective 1:** To provide Aggression Replacement Therapy (ART). ART is designed as a specialized treatment program to stem violent behavior of young juvenile offenders
Year 1: Objective not met
Year 2: Objective not met
Activity has not been initiated.

Goal Three: To reduce juvenile recidivism.

Year 1: Goal not met

Year 2: Status not known yet; examine in Yr 3

Can only report this information/data for YEC members for year 2; however, will track juvenile diversionary program participation and outcomes from SA combat-juvenile division data in year 3.

- **Objective 1:** To initiate judicial training on parent involvement within the judicial process; to provide a link between the courts and home, and to provide a support network for the juvenile justice involved youth.

Year 1: Goal not met

Year 2: Goal not met

The Community Court is operated by the police department and, rather than be expanded, it may be discontinued. Parent involvement training not initiated. No progress has been made on this objective.

**** VCTF** grant allows for the hiring of a gang coordinator (focus will be strategies for outreach). Brenda & Mike Wallace attended training 1/26-1/28/2009

Corrections - Goals and Objectives

Riviera Beach JSC: Goals and Objectives – Year 2 (2008) Status

Goal 1: To complete a “needs assessment” of clients to determine the focus for services.

Year 1: Goal met ✓

Year 2: Goal met ✓

The JSC utilizes an intake process for individuals seeking services. This process identifies the needs of the individuals.

Goal 2: To develop partnerships with community and county agencies and service providers for referral purposes.

Year 1: Goal met ✓

Year 2: Goal met ✓

The JSC has developed partnerships or is collaborating with:

1. Workforce Alliance for employment training (Vo-Tech Training program)
2. Palm Beach Community College for employment skill development (Job Coach/Developer program)
3. Palm Tran to provide bus vouchers
4. Palm Beach County Public Defender's Office (Kay Oglesby provides the life skills program Peer Support Group)
5. The Executive Office of Clemency
6. West Palm Beach Work Release
7. The Mayor's Office (job fairs)
8. Department of Corrections
9. PRIDE Integrated Services
10. Palm Beach County's Civil Drug court
11. ACLU

Goal Three: To contract with specific service providers for on-site delivery of services

Year 1: Goal met ✓

Year 2: Goal met ✓

JSC employment services are provided by Workforce Alliance and Palm Beach Community College (note: contract was not renewed by the city in October), and the Public Defender's Office.

Youth Violence Prevention Program Year 2 Evaluation

DATA

Data is organized by component and site when appropriate.

Prevention (Youth Empowerment Centers):

West Palm Beach YEC	pages 1-8
Riviera Beach YEC	pages 9-19
Lake Worth YEC	page 20-27
Boynton Beach YEC	pages 28-35
Summary table of YEC sessions offered	

Law Enforcement, Office of the State Attorney, and the Office of Statewide Prosecution

Corrections (Justice Service Center):

Riviera Beach JSC

CJC Oversight

¼ Radius Crime for YECs (submitted by Law Enforcement Work Group)

UCR Crimes Reported to Law Enforcement Tables for Program and Control sites - 2000 through 2008

UCR Crimes Reported to Law Enforcement Table for State of Florida and other large counties - 2008

Youth Violence Prevention Program Year 2 Evaluation

Prevention: Youth Empowerment Centers

Program Services

Table displaying: Monthly reporting for each site's Youth Empowerment Center

Table displaying: Program descriptions and the use of pre- and post-tests/assessments as outcome measures

Table displaying: Sessions provided by each Youth Empowerment Center

Note: The grayed row for each program type (e.g., education, employment, life skills, and recreation) indicates the total number of youth served for that month.

2008 Boynton Beach: Number of Youth Served, Hours of Programming, and Number of Programs									
--	--	--	--	--	--	--	--	--	--

[illegible]

Questers Male Mentoring												9
# hours												4
Girls and Her Pearls												7
# hours												6
# of Life Skills programs	2	4	6	6	6	2	2	2	2	3	3	5
Recreation	0	17	27	27	31	0	78	81	68	53	33	17
# of Recreation programs	0	1	2	2	2	0	5	4	3	3	2	1
Site Resources		16	16	16	1							
DJJ youth		16	16	16	2							
# hours												
Computer Lab												
# hours												
School pick-up					4							
Parent referrals										3		
Alternative to Suspension												
# hours												
# hours												
# hours												
# of Site Resources		1	1	1	2	0				1		
Special Events (#served)	0	0	0	97	0	5	33	0	0	15	0	73
Community Outreach			5	13	41	1	3		1	1	18	52
Collaborations/Partnerships			5			1				1	4	1

(see subsequent table for a listing of special events, community outreach activities, and collaborations/partnerships)

Boynton Beach

Programs Offered	Structured or Nonstructured	Assessment Pre/Post	Description
<u>Educational</u>			
Tutoring / Homework Assistance	No	??	Provider: Site Staff Offered 30 hrs per month or 8 hrs weekly (both indications are noted);
How to Build a Computer or Computer Concepts	Yes	No	Provider: Greg Russ Computers ?? Youth participate in sessions that culminate in building a operational computer that can be taken home. The computer is the outcome.
<u>Employment</u>			
Employment Skills – REV Program (<u>R</u> educed <u>E</u> thnic <u>V</u> iolence)	Yes	No	Provider: RM Lee Community Development REV Program (Reducing Ethnic Violence (REV)) Youth are provided employability skills and training. Outcomes include developing resumes, letters, and interviewing techniques.
<u>Life Skills</u>			
Teen Talk	No	??	Provider: MADDADS ?? Topics change each month; discussions for one to two hours; topics included dropout prevention and

			employability
Teen Rap – Dropout Prevention	No	??	Provider: ?? Teen support group; topics may change each month; dropout prevention listed as the topic each time Teen Rap is provided; includes several referrals from DJJ
Hooked On Fishing	Yes	Yes	Provider: Richard Brochure, Boynton Beach Fishing Academy This program utilizes a structured curriculum for instruction over 6 sessions; youth learn to fish (outcome) and get to keep a rod and reel; youth must take a drug-free pledge;
Art of Film Making	?	?	Provider: Kids Korner???
Kids Korner	?	?	Provider:
Pregnancy Prevention	Yes	Not provided	Provider: MADDADS
Male Responsibility	Yes	Not provided	Provider: MADDADS
Life Skills – REV Program (Reduced Ethnic Violence)	Yes	??	Provider: RM Lee Community Development REV Program (Reducing Ethnic Violence (REV)) Youth are provided life skills sessions; 8 hrs of sessions are provided over the course of a month
ACE It	?	?	Provider: Behavioral program
Sista to Sista	?	?	Provider: Girl Scouts
Character Building: Take A Knee	?	?	Provider: Boy Scouts

			This program is provided to the youth who participate in the football recreation program provided by PAL
Lamplighter/Questers: Male Mentoring	?	?	Provider: RM Lee Community Development REV
Girls and Her Pearls	?	?	Provider:
<u>Recreational</u>			
Basketball			Provider: Site staff and City of Boynton Beach at Hester
Dance Group			Provider: MADDADS Sessions are provided for two age groups: 13-15 years and 16-18 years
Dance			Provider: RM Lee REV Program
Flag Football/Football			Provider: Boyscouts
Weight Training/Lifting			Provider: Boyscouts
Summer Camp			Provider: MADDADS
Step Team			Provider: MADDADS
Cheerleading			Provider:
<u>Site Resources:</u>			
DJJ referrals			Youth referred through DJJ are utilizing the facility and programming at the YEC; in May, attended 2 DJJ hearings
Transportation/School pick-up			In May, 4 school pick-ups
Parent Referrals			
Alternative to Suspension			
<u>Special Events:</u>			
Soccer Round-up			This special event occurred in March; however the count

			was not included (youth served) in the chart due to missing data
Horse Camp			In July for one week (2 attended)
Camp – Umatilla, FL			In July for 3 days (15 attended)
Spring Break Camp Week			
Summer Camp			Provided by MADDADS; 16 participated; 35 hours weekly
Art Exhibit			
Dance Performances			
Youth Mission Trip (one week)			FUMCWG / Church of Palms - 5 youth participated for one week in Orlando
Charter Fishing with mentors			In May, 33 youth attended
Art Project – Green Market			Youth presented art at Green Market (6)
Winter Leadership Retreat			December, 15 youth participated for one week
Toys for Tots Christmas Party			
<u>Community Outreach:</u>			
Art in Public Places			
Boys and Girls Club			
Greg Russ Computers			
School District			
Prime Time			
Water Management District			
South Tech			
Parent visits			April – 4 visits to parents
Boynton Beach High School			In September, met with principal; visit in October;
Youth Round-up			
DJJ Newsletter article			
Trash In Can Campaign			Flyers, commercial, and poster
Parent conferences/meetings			In May, conducted one conference; one parent meeting in July; in November, met with 12 parents regarding winter

			trip;
Girls Group Session			In July at Ezel Hester (transportation provided by YEC)
Carolyn Sims Intergenerational Gathering			In July
Law Enforcement			Sgt. Cannon
Providers meetings			In November, met with 6 providers
City Council			
<u>Collaboration/Partnerships:</u>			
Boynton Beach Police Dept			Sgt. Cannon is active in the YEC and community
Boys and Girls Club			
Greg Russ Computers			
School District			To incorporate youth as an alternative to suspension
Prime Time			
FUMCWG / Church of Palms			
Winter Garden UMC			Winter trip (in October)

Other notables:

- In February, Carolyn Sims became permanent YEC facility
- In May, YEC gained use of a van for transportation assistance (school pick-ups)
- In May, security upgrades: installation of locks and security cameras
- In October, 3 parent referrals/meetings
- In October, added a fish touch tank for youth

2008 Lake Worth: Number of Youth Served, Hours of Programming, and Number of Programs

	Jan	Feb	March	April	May	June	July	Aug	Sep	Oct	Nov	Dec
Education	138	142	134	144	146	97	98	306	170	145	132	132
Tutoring (mostly FCAT)	69	71	67	72	73	97	98	113	85	67	66	66
# hours	16	15	6	6	4	21	54	2	32	24	35	24
Homework Assistance	69	71	67	72	73			80	85	67	66	66
# hours	36	30	16	17	20			16	42	42	28	18
Academic Enrichment								113				
# hours								18				
# hours												
# of Education programs	2	2	2	2	2	1	1		2	2	2	2
Employment	0	0	0	3	3	0	0	2	2	2	1	1
Placements (by LW YEC)				3	3			2	2	2	1	1
Job Shadowing												
# hours												
# of Employment programs	0	0	0	1	1	0	0	1	1	1	1	1
Life Skills	23	22	22	22	22	78	77	69	28	25	24	24
Get Real	23	22	22	22	22	8	7					
# hours	4	3	4	4	5	1	3					
Teen Time						70	70	69				
# hours						3	5	1				
Mentoring Across Cultures									28	25	24	24
# hours									Md	2	Md	Md
# of Life Skills programs	1	1	1	1	1	3	2	1	1	1	1	1
Recreation	36	41	59	63	64	186	147	158	144	81	71	59
# of Recreation programs	2	3	4	4	4	7	6	6	7	4	4	3
Site Resources	69	71	67	110	114	96	98	211	127	97	88	80
Playground	69	71	67	72	72	96	36	113	85	61	50	50

# hours	23	19	10	22	9	18	10	30	26	7.5	8	8
Open Gym								98				
# hours								113				
Referrals								2		12		
Computer Literacy				38	42							
# hours				17	20							
Computer Lab									42	24	38	30
# hours									25	21	17	11
# of Site Resources	1	1	1	2	2	1	1	2	2	3	2	2
Special Events	108	539	12	75	450	137	494	35	250	642	1291	107
Community Outreach	300	300	507	3	1			58	210	880	1294	72
Collaborations/Partnerships	1	1	4							2		

(see subsequent table for a listing of special events, community outreach activities, and collaborations/partnerships)

Lake Worth: Programs and Services Offered in 2008

Lake Worth

Programs Offered	Structured or Nonstructured	Assessment Pre/Post	Description
<u>Educational</u>			
Tutoring	Yes		Provider: For the Children Report cards are provided to monitor grades; specific programming is provided by trained staff to assist youth with FCAT; provider also works with area schools to transport youth from school to center
Homework Assistance	Yes		Provider: For the Children Targeted homework assistance is provided by trained staff
Academic Enrichment	Yes		Provider: For the Children
<u>Employment</u>			
Job Placements	Yes		Provider: Lake Worth YEC Assistance is provided to youth to secure job placements within the community.
Job Shadowing	Yes		Provider: LW YEC Site Staff
<u>Life Skills</u>			
Get Real	Yes	No	Provider: Girl Scouts

Teen Time	Yes	No	Provider: Planned Parenthood
Mentoring Across Cultures	?	?	Provider: Utilizes adult mentors – almost a one-to-one ratio
<u>Recreational</u>			
Martial Arts			Provider: Site Staff
Musical Theatre			Provider: Lake Worth Playhouse
Food Fun/Yoga			Provider: Food Fun??
Step Team			Provider: Site Staff
Computer Club			Provider: Began in June; listed as recreation program
Drill Team			
Arts and Crafts			
Art Mural Project			
Flag Football			
Basketball Club			
Bead Making			
Gardening			
<u>Site Resources:</u>			
Playground			
Open Gym			
Referrals			August – 2 referrals O.C.A.S.P.; October 12 referrals for voting polls
Computer Literacy			Listed as site resource, no names provided
Alternative to Suspension	Yes		School District operates; LW provides space
<u>Special Events:</u>			

Summer Camp Orientation			
South Florida Fair			
Family Fun Day			
Kaleidoscope Festival			
Jail Tour			
Criminal Justice Academy			
Valentine's Day Gala			
Lake Worth Playhouse Fundraiser			
Black History Bash			
Youth Crime Watch Conference			12 Youth attended conference (24 hours)
Multicultural Fest			
Stella's Wish			
Great Debater's Movie Night			
Laser Fun Zone (field trip)			
Science Museum (field trip)			
July 4 th Picnic			
Don Carter's Bowling Field Trip			
Movies			
Boomer's Field Trip			
Open House			
Golden Coral/Movies Field Trip			
Winds of Change			
Lights On After School Rally			
Hip Hop Workshop			
Bryant Park Mural			
Fall Festival			
Sheriff's Community Day			
Thanksgiving Community Luncheon			
FAU Football game			In November, 18 attended, 4 hours
Holiday Dessert Making			In November, 128 attended, 2 hours

Lake Worth Parade Aftershow			
Teen Holiday Party			
Guide to Voting Workshop			Convened in October, 68 attended
Holiday Cookie Baking			In December, 32 attended, 3 hours
<u>Community Outreach:</u>			
Area schools			April – 1 visit; May – 1 visit;
Home Visits			March – 5 visits; April – 1 visit;
Church Visits			March – 2 visits; April – 1 visit;
Flyers			March – 200 flyers distributed; August 57 flyers; September - 44 Social Security workshop flyers, 80 adult education flyers, and 44 hurricane preparedness flyers; October – 217 flyers for After School Rally, 23 flyers for Adult Education, 327 flyers for Fall Festival, 313 flyers for Afterschool Program; November – Holiday Dessert Making flyers 128, Thanksgiving luncheon flyers 645, Sheriff's Community Day 500 flyers, Full Day Aftercare 21 flyers; December – Winter break care 12 flyers, Holiday party 50 flyers
Radio			September – 2 announcements/spots
<u>Collaboration/Partnerships:</u>			
Palm Beach County School District			Alternative to Suspension – provides space
Lake Worth Middle School			
Prime Time			
Lake Worth Kiwanis			
Lake Worth Chamber of Commerce			
Adult mentors :			Utilized for the Life Skills program: Mentoring Across Cultures

Other notables:

- In March, 12 youth attended the Youth Crime Watch conference.
- In August, made 2 referrals (OCASP)
- In September, for the Life Skills program "Mentoring Across Cultures," the LW YEC utilized 23 adult mentors
- In October, for the Life Skills program "Mentoring Across Cultures," the LW YEC utilized 22 adult mentors
- In November, for the Life Skills program "Mentoring Across Cultures," the LW YEC utilized 22 adult mentors
- In December, for the Life Skills program "Mentoring Across Cultures," the LW YEC utilized 22 adult mentors

Riviera Beach: Number of Youth Served, Hours of Programming, and Number of Programs

	Jan	Feb	March	April	May	June	July	Aug	Sep	Oct	Nov	Dec .
Education	0	17	13	13	28	16	34	0	23	9	20	24
The Mentoring Center / Tutoring		10	13	13	12							
# of hours		10.5	14	14	12							
Public Speaking Forum		7							8			
# of hours		12							Md			
Build a Computer					16	16	17				9	9
# hours					6	8	6				4	4
FCAT tutoring							17					
# hours							6					
Homework Asst.									15	9	11	15
# hours									8	24	14	18
# of Education programs	0	2	1	1	2	1	2	0	2	1	2	2
Employment	0	0	0	4	0	24	28	15	1	0	10	11
Job Shadowing						9	13					
# hours						3	7					
Dhails Community Enhancement						15	15	15				
# hours						6	7	12				
Workplace Success											10	11
# hours											4	2
Job placements				4					1			
# of Employment programs	0	0	0	0	0	2	2	1	0	0	1	1
Life Skills	0	7	7	0	0	55	54	0	20	62	33	20
Prevention of Substance Abuse		7	7									
# of hours		4.5	4.5									
Teen Time						16	16					

# hours						4	4					
Cooking Class						15	15					
# hours						3	3					
Etiquette & Development for Girls						12	11					
# hours						4	6					
From Prince to Kings Etiquette for Boys						12	12					
# hours						4	6					
Critical Thinking									16	20		
# hours									3	4		
Mentoring									4			
# hours									3			
Man Up Sessions										10	7	8
# hours										5	3	2
Girl Chat Sessions										12	12	12
# hours										5	3	2
Goal Setting/Social Awareness Club										20	14	
# hours										4	4	
# of Life Skills programs	0	1	1	0	0	4	4	0	2	4	3	2
Recreation *	8	23	77	58	33	57	69	10	49	57	39	33
# of Recreation programs	1	2	5	3	2	4	5	1	4	4	4	3
Site Resources (# served)	1	3	2	3	1	2	4	1	15	25	17	0
DJJ (# youth)	1	2	1	1	1		4					
Eckerd Reentry (# youth)		1	1	1								
Neighborhood Accountability Bd (# youth commty svc hrs)				1		2						
Computer lab									15	13		
Referrals								1		2	2	
Turning Point Family Night										10	15	
# of Site Resources	1	2	2	3	1	1	1	1	1	3	2	0
Special Events *	6	0	0	87	30	245	186	43	0	69	91	47

[illegible]

Riviera Beach: Programs and Services Offered in 2008

Riviera Beach

Programs Offered	Structured or Nonstructured	Assessment Pre/Post	Description
<u>Educational</u>			
The Mentoring Center/FCAT Tutoring	Yes	Yes	Provider: The Mentoring Center Volunteers in the community provided tutoring and targeted programs for youth. Educational programs/services changed throughout the year. Some grades were provided for outcomes. Pre- and post-test offered.
Public Speaking Forum	Yes	No	Provider: Prime Time/Larry Woods Provided a workshop to provide assistance and direction for public speaking. Outcome was youth spoke at the council meeting.
FCAT Tutoring	Yes	??	Provider: Certified Teachers from the school district. FCAT tutoring provided to youth to improve their FCAT scores. However, the focus shifted to address needed skill remediation prior to more advanced FCAT preparation. A summer FCAT tutorial was also provided for youth. A pre-test for basic skills should be reported and followed by a post-test. Some grades

			and FCAT scores were provided as outcomes.
Homework Assistance	Yes	??	Provider: Site Staff
Build a Computer	Yes	No	Provider: Greg Russ/ Russo Consulting Group Youth participate in a multi-week program where they learn to build a computer. Youth who complete the program receive a certificate (outcome).
<u>Employment</u>			
Dhails Community Enhancements	Yes	Yes	Provider: In December, 15 youth "graduated" from the program.
Job Shadowing	??	Yes	Provider: Youth are placed in community businesses for one day of on-the-job experience
Workplace Success	Yes	Unknown	Provider: Youth complete employment applications as an outcome.
<u>Life Skills</u>			
Prevention of Substance Abuse	??	??	Provider: Substance Abuse Coalition Provides discussion of risks of substance use
Teen Time	Yes	Yes	Provider: Planned Parenthood Sessions on health issues
Cooking Class	Yes	??	Provider: Cooking classes with demonstrations
Etiquette and Development for Girls	Yes	Yes	Provider: Utilizes a questionnaire (is it pre and post or just an outcome??)
From Prince to Kings Etiquette for Boys	Yes	Yes	Provider: Utilizes a questionnaire (is it pre and post or just an

			outcome??)
Critical Thinking	?	?	Provider:
Mentoring	?	?	Provider:
Man Up Sessions	?	Yes	Provider: Uses a survey as a pre-test
Girl Chat Sessions	?	Yes	Provider: Uses a survey as a pre-test
Goal Setting/Social Awareness	?	Yes	Provider: Bishop Philip Dukes Social awareness discussions Uses a survey as a pre-test
Mentoring	?	?	Provider: Unity in the Community Mentoring Program
<u>Recreational</u>			
Boxing			Provider: North Palm Beach PAL Center
Flag Football			Provider: J & J Recreation
Creative Arts			Provider: volunteer Troy Seuer / YWCA
Film Production			Provider: volunteer Marquis Roundtree / YWCA
Dance			Provider: YWCA
Step Dance			Provider:
Learn to Read Music/Drumline Creation			Provider:
Basketball			Provider:
Fishing			Provider:
Modeling			Provider:
Urban Fashion/Airbrushing			Provider:
Entertainment Club (youth choir)			Provider: Dancing and singing
Aerobic/Fitness			Provider:

Weight Lifting			Provider:
<u>Site Resources:</u>			
DJJ			Provider: Site Staff; works with DJJ; serves as a liaison with DJJ and probation officers
Eckerd Reentry			
Computer lab			
Referrals			Site staff helps parents with referrals for housing issues, IEP and educational issues, advocacy, grief counseling,
<u>Special Events:</u>			
Youth Leadership Council Meeting			6 youth attended for 32 hours of programming
Youth City Council Meeting			
Meetings with Safe Schools, Police Dept., Principals, Superintendents			Gang awareness and prevention discussion
Jupiter Lighthouse Historical Tour			
Norton Art Gallery – African American Tour			
Skating			
Beach			
Bowling			
Fun Depot			
Rapids			
Jail Tour			
Movie Day/Night			
Judge Baker Presentation			
Kayaking/Canoeing			
Typhoon Lagoon, Disney			
Paint a House Day			

Golf			
Men in Black Luncheon			
Islands of Adventure, Disney			
Halloween Dance			
Community Intervention Meeting			
Youth Family Thanksgiving Dinner			
Nutcracker Ballet			
Parent Meeting			
Build a Playground/ Well's Gym			
Christmas dinner for Youth/Parents			
College tours			
Stetson University Leadership Camp			5 youth attended the 56 hour leadership camp
Mentoring Luncheon			32 youth attended in September
Boomers			
<u>Community Outreach:</u>			
PBC School District and area schools			
Palm Beach Gardens High School			
H.L. Watkins			
School of Excellence			
Safe Schools Office / PBC Superintendent			
Community Housing Fair – JF Kennedy			
Engrafted Word church			
Colleges: Bethune Cookman, Florida Memorial College, University of Miami			In July, 32 youth attended tours of colleges
Human Services (referral)			In December, conducted a 3 hour meeting with a parent regarding a housing referral and IEP preparation
Marketing activities with community schools, businesses, and churches			
<u>Collaboration/Partnerships:</u>			

Riviera Beach Police Dept			An average of 160 hours was performed by one law enforcement officer each month at and around the RB YEC. Officer Quentin Jacobs serves this YEC.
J.A.Y. Ministries			
J & J Recreation			Provides flag football recreation program
North Palm Beach PAL Center			Provides boxing recreation program
Collaboration with Mayor's Office for job placement	Yes	No	This has resulted in successful job placements (4 in April,
Dept of Juvenile Justice (including Lake Park probation office)			Youth under supervision of DJJ housed in facility (not engaged directly in programming – using facility)
Eckerd Re-entry			
Broadmoor Housing Complex			
Washington Beacon Center Teen Program			
Legal Aid			
Neighborhood Accountability Board			
Turning Point Academy			Family Night dinner held at center in October, November
Child Outreach Inc.			15 youth = 5 hrs
Chrysler			
Palm Beach Gardens High School			
Human Services (housing referrals)			
Maritime Academy			3 hour meeting regarding one youth in August
Kaboom			

Other notables:

- In January, 6 youth attended the 2008 Youth Leadership Council Meeting in Washington, D.C. for 32 hours of programming.
- The YEC was closed for 3 weeks in January due to moving locations.
- In January, the YEC hired 2 additional staff.
- In April, 4 youth were placed with collaboration with the Mayor's Office

- In May, 30 youth attended a meeting with the Safe Schools Office, school principals, superintendent, and local police department to discuss gang awareness and prevention
- In June, Corey Harvey served as a motivation speaker
- In July, the RB YEC had three motivational speakers: Detective Jennifer Nubin (gang officer), Dr. Anita Wilburn, and Attorney Richard Ryles. Atty Ryles also provided a tour of the law firm's offices.
- Also in July, Judge Baker gave a presentation to the youth at the YEC.
- In July, 5 youth attended a leadership camp at Stetson University.
- In August, 15 youth graduated from the Dhails Community Enhancement employment program.
- In November, center newsletter was distributed (marketing).

2008 West Palm Beach: Number of Youth Served, Hours of Programming, and Number of Programs

	Jan	Feb	March	April	May	June	July	Aug	Sep	Oct	Nov	Dec
Education	22	24	0	0	29	8	8	17	61	78	73	62
FCAT tutoring	10	12										
# hours	36	36										
Tutoring/Homework Help					13				5	5	3	1
# hours					124				8	10	10	3
Understanding the World of Computers	12	12			16	8	8	17	17	25	25	25
# hours	8	8			8	6	6	8	8	8	6	6
Study Jam									39	48	45	36
# hours									42	48	24	27
# of Education programs	2	2	0	0	2	1	1	1	3	3	3	3
Employment	4	4	17	17	0	0	0	0	0	0	0	13
Workforce Alliance	4	4	2	2								
# hours	24	8	12	12								
Teen Temps			15	15								
# hours			8	8								
John Di Lemme audio project												13
# hours												54
# of Employment programs	1	1	2	2	0	0	0	0	0	0	0	1
Life Skills	33	34	0	0	31	37	22	22	28	28	24	41
GREAT	11	11			15	15						
# hours	2	8			12	2						
Sigma Beta Club	7	7										
# hours	Md	2										
Audio Visual/Video Production	15	16			16	22	22	22	19	19		17
# hours	68	68			160	96	96	96	96	96		27
Artistic Flow/Arts & Crafts									9	9	9	9
# hours									3	6	6	6

YSAV (students against violence)											15	15
# hours											8	8
# of Life Skills programs	3	3	0	0	2	2	1	1	2	2	2	3
Recreation	6	12	0	0	11		128	0	0	11	11	11
# of Recreation programs	1	2	0	0	1	0	1	0	0	1	1	1
Site Resources	1436	2324	212	159	2708	2496	2475	2350	2180	1019	1183	917
Open Gym	1202	1105		60	1066	1003	1003	1007	965	977	1004	876
# hours	42	36		8	24	24	24	24	24	22	18	21
Computer Lab	234	234	212	99	243							
# hours	Md	244	105	83	225							
Game Room		982			1267							
# hours		244			225							
Open Rec						1078	1041	1103	1167			
# hours						240	240	240	240			
Alternative to Suspension					132				26	20	65	
# hours					128				140	126	132	
Summer Lunch						220	227					
# hours						16	99					
Summer Snack						195	204					
# hours						7	99					
Bus Transportation								240	22	22	35	35
Bus Passes											79	6
# of Site Resources	2	3	1	2	4	4	4	3	4	3	4	3
Special Events	127	57	100	35	54	112	114	50	766	146	287	54
Community Outreach				1	1						10	
Collaborations/Partnerships	1	5		2				1			2	1

(see subsequent table for a listing of special events, community outreach activities, and collaborations/partnerships)

West Palm Beach: Services and Programs Offered in 2008

Programs Offered	Structured or Nonstructured	Assessment Pre/Post	Description
<u>Educational</u>			
FCAT / Tutoring	No	No	Provider: Site Staff Provides space and opportunity for youth to study and ask questions. Offered 4-6pm daily No systematic pre- and post-test.
Understanding the World of Computers	Yes	??	Provider: TNG Associates Youth participate in a multi-week program that culminates in building a computer that youth get to take home. There is a pre/post assessment; however it is reported sporadically.
Tutoring/Homework Help	No	No	Provider: Site Staff Youth can request help with their homework, assignments, and projects. Site provides notes regarding topics or projects youth work on. Offered 12-4pm daily.
Study Jam	No	No	Provider: Site Staff This program was counted as an education program in 2008; however, it appears to be more of a site resource. The center is open during certain hours for youth to come in study.
<u>Employment</u>			
Workforce Alliance	Yes	Yes	Provider: Workforce Alliance

			Provides job placements for youth. Pre/post assessment inconsistently reported.
John Di Lemme audio visual project	Yes	unknown	Provider: John Di Lemme Youth who participate in the audio visual project were able to work on an actual project for a company. This saved the company \$5,000 in production costs and youth were paid \$90 each.
Teen Temps	Yes	unknown	Provider: Teen Temps Provides job skill training/job placement for youth.
Audio Visual On the Job Training	Yes	No	Provider: Taylor Productions Company used the youth who participated in the audio visual program to assist video work. Youth were paid \$80 each.
<u>Life Skills</u>			
G.R.E.A.T.	Yes	Yes	Provider: Unknown Gang Resistance Education and Awareness Training program implemented in the center. There is a pre/post assessment; however, it is reported inconsistently.
Sigma Beta Club	Unknown	Unknown	Provider: Sigma Beta Club Leadership organization; focuses on recognizing, developing, and cultivating youth leaders
Audio Visual	Yes	Yes	Provider: Taylor Productions (Dwayne Taylor) Structured class where youth learn video production. Outcomes include public service announcements, videos, etc.
Artistic Flow / Arts and Crafts	Unknown	Unknown	Provider: Unknown Artistic Flow is offered from 5-6 pm and Arts and Crafts is offered from 6-7pm

YSAV (Students Against Violence)	Unknown	Unknown	Provider: Unknown
<u>Recreational</u>			
Cheerleading			Provider: Big Brothers and Big Sisters ???
Flag Football			Provider: Site Staff; WPB Parks and Recreation
Basketball league			Provider: Site Staff; WPB Parks and Recreation
Photography			Provider: Site Staff; WPB Parks and Recreation
<u>Site Resources:</u>			
Computer lab			Provider: Site Staff; WPB Parks and Recreation
Open Gym			Provider: Site Staff; WPB Parks and Recreation; Boys and Girls Club
Game Room / Rec Room			Provider: Site Staff; WPB Parks and Recreation
Summer Snack			Provider: Site Staff; WPB Parks and Recreation
Summer Lunch			Provider: Site Staff; WPB Parks and Recreation
Bus Transportation			Provider: Palm Tran
Bus Passes			Provider: Palm Tran
Alternative to Suspension (Bear Lakes Middle School)	No		Provider: Site Staff provides space; PBC School District provides oversight and programming.
Youth under supervision/probation			Provider: Site Staff
<u>Special Events:</u>			
First Friday BBQ			
Phat Teen Fair			
SECME Rocket party			
Sunfest			
Florida Marlins Game			
Roller Skating			
Back-to-School Bash			
Town Hall Meeting			
Halloween Horror Nights			

Day for Kids			
Talent Show			
Red Carpet Event			
Thanksgiving Neighborhood Delivery			
National League of Cities Conference			
Holiday Party			
<u>Community Outreach:</u>			
Roosevelt Middle School			
Community Service work			In November and December, 5 students conducted 16 hours of community service and 5 volunteers conducted 34 hours (per month).
<u>Collaborations/Partnerships:</u>			
City of West Palm Beach Police Dept.			Law enforcement officer(s) patrol community surrounding YEC; monthly reports indicate 8 officers average 180 hours per month; Chief Crispo
Boys and Girls Club			
PBC Criminal Justice Commission			
School Board of PBC			For alternative to suspension program
Big Brothers and Big Sisters			
Prime Time			
Boys and Girls Club			
Knight Foundation			
Prime Time			
Sears			
Habitat for Humanity			Neighborhood clean-up
Boy Scouts of America			
Cuillo Theatre			
Kravis Center			

Center for Creative Education			
Delray Photography Center			
John Di Lemme audio visual			

Other notables:

- In January, WPB YEC installed “rec track” and added membership cards to help track youth who participate in the YEC programming.
- In February, WPB YEC purchased walkie talkies.
- In April, WPB YEC staff participated in CDL training
- In August, 50 youth received school supplies at the Back-to-School Bash
- In September, the WPB YEC utilized a new math tutor, volunteer Hugh Pinder
- In November, Officer Glen Thurlow’s work in the community was acknowledged in a PB Post article
- In November, 3 youth attended the National League of Cities Conference
- Partnership with Sears assisted 50 youth in getting discounts for MP3 players
- In December, youth who participated in the audio visual project were able to work on an actual project for a company (John Di Lemme). This saved the company \$5,000 in production costs and youth were paid \$90 each.

Prevention: Youth Empowerment Centers - Number of Sessions Delivered in 2008 for Structured Programs

Boyton Beach YEC	Total	Jan	Feb	Mar	Apr	May	June	July	Aug	Sept	Oct	Nov	Dec
Education	111												
Computer Building	107							6			30	40	31
Tutoring	4												4
Employment	177												
R.E.V. Program - Employment	177					48	51	18	20	40			
Life Skills	1,282												
Art of Filmmaking	242					22	20	20	14	26	37	49	54
Hooked on Fishing	236	16	44	23	52	21					19	28	33
Lamplighters - Questers	26												26
Male Responsibility - Maddads	120			40	40	40							
Pregnancy Prevention Program	234			78	78	78							
R.E.V. Program - Life Skills	122					48	17	27	11	19			
Sista to Sista - Girl Scouts	74										8	8	58
Teen Rap - Dropout Prevention	215	43	43	43	43	43							
Girls and Her Pearls	13												13

Lake Worth YEC	Total	Jan	Feb	Mar	Apr	May	June	July	Aug	Sept	Oct	Nov	Dec
Education	15,979												
Education programming	15,979	1,153	1,264	1,230	1,310	1,341	965	1,982	1,648	1,754	1,337	1,001	994
(For the Children (FTC) provides: Tutoring, Homework Assistance, and Academic Enrichment)													
Employment	96												
Employment	96								24	19	26	13	14
Life Skills	1,021												
Get Real	392	84	56	69	68	86	8	21					
Mentoring Across Cultures	134									76	11	27	20
Tea Time	495						168	257	70				

Riviera Beach YEC	Total	Jan	Feb	Mar	Apr	May	June	July	Aug	Sept	Oct	Nov	Dec
Education	861												
Build a Computer	190					64	40	51				18	17
FCAT Tutorial	102							102					
Public Speaking Forums	69		37							32			
Tutoring	500		41	63	36	59				80	97		124
Employment	293												
Dhalls Community Enhancement	227						75	75	77				
Job Shadowing	28						9	19					
Workplace Success	38											17	21
Life Skills	656												
Cooking Class	60						30	30					
Critical Thinking	107									48	59		
Etiquette and Development	68						35	33					
Girl Chat Sessions	109										55	33	21
Goal Setting and Social Awareness	61										36	25	
Man Up Sessions	75										43	18	14
Mentoring	4									4			
Planned Parenthood	80						32	48					
Prince to Kings	72						36	36					
Substance Use	20			20									

West Palm Beach YEC	Total	Jan	Feb	Mar	Apr	May	June	July	Aug	Sept	Oct	Nov	Dec
Education	1,552												
Study Jam	741									141	229	213	158
Understanding the World of Computers	811					117	72	72	54	153	59	59	225
Employment													
WPB did not report the number of sessions for employment programming													
Life Skills	1,547												
Artistic Flow/Charts	220										36	76	108
Audio Visual	925									153	261	285	226
G.R.E.A.T.	192					192							
YSAV (Students Against Violence)	210											75	135
TOTALS (all YECs)	23,575	1,296	1,485	1,566	1,627	2,159	1,558	2,797	1,918	2,545	2,343	1,985	2,296

Youth Violence Prevention Program Year 2 Evaluation

**Law Enforcement
The Office of the State Attorney
The Office of Statewide Prosecution**

Activities and Services

Boynton Beach Law Enforcement Work Group Activities

Riviera Beach Law Enforcement Work Group Activities

West Palm Beach Enforcement Work Group Activities

BrassTrax Usage reported by the Palm Beach County Sheriff's Office (PBSO) for equipment usage at PBSO

Violent Crimes Task Force (monthly reporting)

Violent Crimes Task Force (victim and case data)

Violent Crimes Task Force (gang involvement cases)

Combat Unit / Office of the State Attorney – tracking and prosecution of gang-related and violence-related cases

Crimes – Calls for Service (reported by PBSO and police departments within a ¼ mile radius around each YEC)

Boyton Beach Law Enforcement Activities			
	January	February	March
New Equipment			
Equipment Use	Bullet Catcher - not utilized Brass Trax - no submissions	Bullet Catcher - not utilized Brass Trax - no submissions	Bullet Catcher - not utilized Brass Trax - no submissions
Professional Dev'mt / Protocol Dev'mt			Bicycle rodeo planned Crime Prevention website - 120 signups
Initiative/Patrols		Burglary Suppression - 4 officers Bicycle Patrols – 3 officers	Burglary Suppression - 8 officers Bicycle Patrols - 8 officers Robbery Suppression - 8 officers Marijuana Plants sized - 634 plants
Trainings	Compiling policy training bulletin Scheduling in house Line up Training	Department wide firearm qualifications - 153 officers Arrive alive on I95 - 8 officer 6 CSO's	Training with Marine Unit - 5 officers FTO School - 1 officer Law Enforcement Workgroup Mtg - 1 officer
Staff Resources	1 detective assigned to the VCTF 1 detective assigned to the MAGTF	1 Detective Assigned to the VCTF 1 Detective Assigned to the MAGTF	1 Detective Assigned to the VCTF 1 Detective Assigned to the MAGTF ICE operation - 4 officers
Issues			
Community Outreach		Handed out community concern cards - 2 sergeants and 6 officers Bicycle Rodeo – 30 kids Little League Dedication – 4 officers Juvenile warrant pick-ups with PBSO Jam - 5 officers JFO meetings – 6 meetings Assist ATB & Lantana with search warrant - 25 officers Citizens Police academy – 57 students Crime Prevention meetings – 5 meetings Held ID Theft Seminar in city hall - 100 people	KidCard Event - 300 kids Handed out community concern cards - 8 officers Juvenile warrant pick-ups with PBSO Jam - 8 officers JFO meetings - 7 meetings Citizens Police academy - 57 students Crime Prevention meetings - 7 meetings Cub Scout tour of PD - 24 kids

Boyton Beach Law Enforcement Activities			
	April	May	June
New Equipment			
Equipment Use	Bullet Catcher - not utilized Brass Trax - no submissions	Bullet Catcher - 1 casing Brass Trax - 15 entries	
Professional Dev'mt / Protocol Dev'mt		Public Service announcement - reading distraction thefts - 2 officers	Crime Watch Signs installed Residential and Generator Security tips pamphlets
Initiative/Patrols	Burglary Suppression - 4 officers Bicycle Patrols - 8 officers Robbery Suppression - 4 officers Undercover Sting - 6 officers - lewd and lacious arrests Search warrant - 2 - 17 lbs of marijuana seized	Burglary Suppression - 4 officers Bicycle Patrols - 7 officers Robbery suppression - 5 officers Inmate release checks - 2 Search warrant - 3	Burglary Suppression - 5 officers Bicycle Patrols - 5 officers Robbery suppression - 3 officers DUI saturation - 20 officers Search warrant - 1
Trainings	Telestaff Implementation - 156 officers Police bicycle school - 5 officers	Rifle training - 40 officers Bicycle training - 7 officers	DUI Investigation Training - all road patrol officers Rifle training - 40 officers
Staff Resources	1 Detective Assigned to the VCTF 1 Detective Assigned to the MAGTF DUI Saturation Patrol with PBSO - 37 officers Train Safety Awareness deployment - 13 officers & 6 CSOs	1 Detective Assigned to the VCTF 1 Detective Assigned to the MAGTF Jam checks with PBSO - 23 kids	1 Detective Assigned to the VCTF 1 Detective Assigned to the MAGTF Jam checks with PBSO - 23 kids County wide juvenile warrant sweep - 8 officers
Issues			
Community Outreach	Handed out community concern cards - 8 officers Bicycle Safety event - 75 kids BBFD Fishing tournament - 5 officers Juvenile warrant pick-ups with PBSO Jam - 8 officers JFO meetings - 2 meetings Citizens Police academy - 57 students Crime Prevention meetings - 4 meetings Tour of PD - 23 kids	C.O.P. meetings - 4 meetings Safety Expo CRA trolley patrol - 2 officers Juvenile warrant pick-ups with PBSO Jam JFO meetings - 3 signed up Citizens Police academy - next scheduled for Oct Crime Prevention meetings - 4 meetings Galaxy Career Day Event - 10 officers K-9 bike/motor officers attended Explorer event - 15 kids	C.O.P. meetings - 4 meetings JFO meetings - 7 meetings CRA trolley patrol - 2 officers Juvenile warrant pick-ups with PBSO Jam JFO meetings - 4 youth Citizens Police academy - next scheduled for Oct Sexual Offender checks Assist School Board PD with last day of school - 4 officers

Boyton Beach Law Enforcement Activities			
	July	August	September
New Equipment		Ordered NDI LPR – to be installed in Oct	
Equipment Use	Brass Trax - 24 entries	Bullet catcher – 5 casings tested Brass Trax – 5 firearms tested	Bullet catcher – 5 casings tested Brass Trax – 5 firearms tested
Professional Dev'mt / Protocol Dev'mt	Crime Prevention web-site Book Bag give away - 500 backpacks	Homeless Outreach and Education - 5 officers Joint Operation with Code Enforcement - 5 officers	Updated trespass agreements - 5 officers Joint Operation with Code Enforcement - 5 officers
Initiative/Patrols	Burglary Suppression - 3 officers Bicycle Patrols - 3 officers Prostitution Operation - 18 arrests	Burglary Suppression – 8 officers Bicycle Patrols - 3 officers Prostitution Operation – 17 arrests Panhandling Operation – 5 officers Trolley Patrols – 5 officers	Armed Robbery Suppression - 8 officers Bicycle Patrols – 3 officers Multi-agency narcotic sweep – 62 arrests Trolley Patrols – 5 officers
Trainings		Use of Force Training – 70 officers	Narcotics Identification – 5 officers
Staff Resources	1 Detective Assigned to the MAGTF Jam checks with PBSO - 50 kids	1 Detective Assigned to the MAGTF Jam checks with PBSO – 82 kids JFO – 4 kids	1 Detective Assigned to the MAGTF JFO – 4 kids
Issues			
Community Outreach	C.O.P. meetings 1 meeting JFO meetings - 4 kids CRA fireworks display - 25 officers Crime Prevention Meetings - 5 mtgs Citizens Police academy - Oct start date Bible Church of God Health Fair - 7 officers Michael Rumph camp - 8 officers	C.O.P. meetings – 1 meeting JFO meetings – 7 meetings Crime Prevention Web site Home Depot Expo Safety Event – 7 officers YMCA's Youth Fair Event – 50 kids National Night out – 7 officers Crime Prevention Meetings – 5 meetings Citizens Police academy – 54 participants Coaches fingerprinted at Ezell Hester - 6 coaches	C.O.P. meetings – 2 meetings Crime Prevention Meetings - 5 meetings JFO meetings – 4 meetings Breakfast at BB High School - 10 officers

Boyton Beach Law Enforcement Activities			
	October	November	December
New Equipment		Ordered NDI LPR - install 12/4/08	
Equipment Use			CODIS hits - 2 License Plate Identifications/Screenings - installed 12/15/08 (8,000 tags read)
Professional Dev'mt / Protocol Dev'mt		Securing vacant residences with code - 5 officers	
Initiative/Patrols	Armed Robbery Suppression - 8 officers Bicycle Patrols - 5 officers Trolley Patrols - 5 officers Burglary Suppression - 3 officers High Visibility - 10 officers Truancy Sweeps - 4 officers	Traffic Calibration - entire department Traffic Enforcement - 5 officers Sneak & Peak Warrants - 14 officers Election Day Operations - 75 officers Burglary Suppression - 15 officers Drug Suppression - 15 officers	Holiday Deployment - 40 officers Armored car surveillance - 3 officers operation with school board - 4 officers robbery suppression - 7 officers Trolley initiative - 4 officers Bike patrol - 7 officers
Trainings	Firearms Training - 15 officers Gang Resistance & Training - 5 officers Street Crimes Class - 15 officers	JAM Training - 75 officers	
Staff Resources	1 Detective Assigned to the MAGTF Jam Checks with PBSO - 4 officers and 23 youth JFO - 4 youth	1 Detective Assigned to the MAGTF	1 Detective Assigned to the MAGTF
Issues			
Community Outreach	C.O.P. meetings – 2 meetings Crime Prevention Meetings – 5 meetings JFO meetings – 4 youth Citizens Police Academy - 5 officers and 54 participatns	C.O.P. meetings - 6 meetings Crime Prevention Meetings - 4 meetings JFO meetings - 7 meetings	CRA Holiday Parade - 40 officers CRA Boat Parade - 17 officers C.O.P. meetings - 7 meetings Crime Prevention Meetings - 5 meetings JFO meetings - 7 meetings Citizens Police academy - 57 citizens Volunteer hours - 1737 hours Shop with a cop - 96 children Holiday brochures - 7000 copies Kid Card program - monthly Crime Prevention Web site - multiple hits

Riviera Beach Law Enforcement Activities			
	January	February	March
New Equipment			
Equipment Use	Bullet Catcher - 9 shots fired	Bullet Catcher - 16 shots fired	Bullet Catcher - 16 shots fired
Initiative/Patrols	Special Details (extra officers assigned in the area) - 54 Made contact with at-risk youth in assigned area (total = 50)	Special Details (extra officers assigned in the area) - 44 Made contact with at-risk youth in assigned area (total = 50)	Special Details (extra officers assigned in the area) - 66 Made contact with at-risk youth in assigned area (total = 60) 4 Misdemeanor arrests for his area 5 police reports for his area
Trainings			
Staff Resources	Youth Empowerment Center (Officer Jacobs =69 hours)	Youth Empowerment Center (Officer Jacobs =69 hours)	Youth Empowerment Center (Officer Jacobs =69 hours)
Issues			
Community Outreach	Attended 5 neighborhood watch groups Attended 4 youth empowerment center meetings	Attended 5 neighborhood watch groups Attended 4 youth empowerment center meetings	Attended 5 neighborhood watch groups Attended 4 youth empowerment center meetings

Riviera Beach Law Enforcement Activities			
	April	May	June
New Equipment			
Equipment Use	Bullet Catcher - 5 shots fired	Bullet Catcher - 8 shots fired	Bullet Catcher - 9 shots fired
Initiative/Patrols	Special Details (extra officers assigned in the area) - 91 Made contact with at-risk youth in assigned area (total = 60) Officer recovered a hand gun 10 police reports filed Recovered illegal drugs 2 misdemeanor arrests	Special Details (extra officers assigned in the area) - 44 Made contact with at-risk youth in assigned area (total = 250) 2 misdemeanor arrests 8 police reports	Special Details (extra officers assigned in the area) - 53 Made contact with at-risk youth in the assigned area (total=150) 2 police reports filed 3 misdemeanor arrests
Trainings	Collection of Crime Guns/Crime Gun-Related Evidence Training - 4/22/2008	Collection of Crime Guns/Crime Gun-Related Evidence Training - 5/13/08	Collection of Crime Guns/Crime Gun-Related Evidence Training - 6/17/08
Staff Resources	Youth Empowerment Center (Officer Jacobs = 69 hours)		Youth Empowerment Center (Officer Jacobs = 178 hours)
Issues			
Community Outreach	Attended 5 neighborhood watch groups Attended 4 youth empowerment center meetings	Attended 5 neighborhood watch groups Attended 4 youth empowerment center meetings	Attended 5 neighborhood watch groups Attended 4 youth empowerment center meetings

Riviera Beach Law Enforcement Activities			
	July	August	September
New Equipment			
Equipment Use	Bullet Catcher – 24 shots fired	Bullet Catcher – 11 shots fired	Bullet Catcher – 15 shots fired
Initiative/Patrols	Special Details (extra officers assigned in the area) - 21 Made contact with at-risk youth in assigned area (total = 100) 5 reports filed 2 misdemeanor arrests	Special Details (extra officers assigned in the area) - 16 Made contact with at-risk youth in assigned area (total = 100) 5 reports filed 2 misdemeanor arrests	Special Details (extra officers assigned in the area) - 9 Made contact with at-risk youth in assigned area (total = 250) 8 reports filed 4 misdemeanor arrests
Trainings	Collection of Crime Guns/Crime Gun-Related Evidence Training - July 15, 2008		
Staff Resources	Youth Empowerment Center (Office Jacobs = 200 hours)	Youth Empowerment Center (Office Jacobs = 20 hours)	Youth Empowerment Center (Office Jacobs = 200 hours)
Issues			
Community Outreach	Attended 5 neighborhood watch groups Attended 4 youth empowerment center meetings	Attended 5 neighborhood watch groups Attended 4 youth empowerment center meetings	Attended 3 neighborhood watch groups Attended 4 youth empowerment center meetings

Riviera Beach Law Enforcement Activities			
	October	November	December
New Equipment			
Equipment Use	Bullet Catcher - 14 shots fired	Bullet Catcher - 11 shots fired	Bullet Catcher - 15 shots fired
Initiative/Patrols	Special Details (extra officers assigned in the area) - 25 Made contact with at-risk youth in assigned area (total = 300) 8 reports filed 9 misdemeanor arrests	Special Details (extra officers assigned in the area) - 30 Made contact with at-risk youth in assigned area (total=350) 15 reports filed 7 arrests	Special Details (extra officers assigned in the area) - 90 Made contact with at-risk youth in assigned area (total=350) 11 reports filed 13 arrests
Trainings			
Staff Resources	Youth Empowerment Center (Office Jacobs = 200 hours)	Youth Empowerment Center (Office Jacobs = 200 hours)	Youth Empowerment Center (Office Jacobs = 200 hours)
Issues			
Community Outreach	Attended 3 neighborhood watch groups Attended 4 youth empowerment center meetings	Attended 2 neighborhood watch groups Attended 4 youth empowerment center meetings	Attended 5 neighborhood watch groups Attended 4 youth empowerment center meetings

West Palm Beach Law Enforcement Activities

	January	February	March
New Equipment			
Equipment Use	Bullet Catchers – 20 firearms fired Brass Trax – training scheduled for Feb. Bait Vehicle - deployed 5 times, with 1 theft – 4 juveniles arrested 2 Tag Readers utilized by Patrol units	Bullet Catchers - 25 firearms test fired Brass Trax - equipment installed - Training of 6 users completed; entries began Bait Vehicle - deployed 4 times with no thefts 2 Tag Readers utilized by Patrol units on a rotating basis in high crime areas	Bullet Catchers - 17 firearms test fired Brass Trax - 17 firearms entered Bait Vehicle - 5 vehicles deployed 2 Tag Readers utilized by Patrol units on a rotating basis in high crime areas
Professional Development / Protocol Development	Collection of crime guns & related crime guns evidence protocol – 2 classes taught	Collection of crime guns & related crime guns evidence protocol - classes ongoing with King Brown and Todd Weicholz Auto Theft Notices - Form approved and in use	Collection of crime guns & related crime guns evidence protocol - classes ongoing with King Brown and Todd Weicholz
Initiative/Patrols	Gang injunction - "44 Live" gang targeted	Gang injunction - "44 live" members served SOAP: Sex Offender Accountability Program - Full implementation of program involving monthly checks of sex offenders by patrol officers	Gang injunction - "44 live" members served SOAP: Sex Offender Accountability Program - Full implementation of program involving monthly checks of sex offenders by Patrol officers Auto Theft Notices - 82 forms distributed
Trainings			
Staff Resources	1 detective assigned to VCTF 1 detective assigned to Federal Task Force	1 detective assigned to VCTF 1 detective assigned to Federal Task Force	1 detective assigned to VCTF 1 detective assigned to Federal Task Force
Prisoner Re-Entry	Funding tabled until 2008	Funding not available	Funding not available
Issues	Auto Theft Notices - Form revised and sent to print		

West Palm Beach Law Enforcement Activities

	April	May	June
New Equipment			
Equipment Use	Bullet Catchers - 27 firearms test fired Brass Trax - 27 firearms entered - Riviera Bch & Boynton Bch also entering. 99 entries to date Bait Vehicle - 5 vehicles deployed - 1 arrest 2 Tag Readers utilized	Bullet Catchers - 26 firearms test fired Brass Trax - 26 firearms entered - 70 entries YTD for WPB Bait Vehicle - 2 vehicles deployed - no arrests 2 Tag Readers utilized - 6 deployments, no stolen auto hits	Bullet Catchers - 11 firearms test fired Brass Trax - 11 firearms entered - 81 entries YTD for WPB Bait Vehicle - 3 vehicles deployed - no arrests 2 Tag Readers utilized - 4 deployments, no stolen auto hits
Professional Development / Protocol Development	Collection of crime guns & related crime guns evidence protocol - classes ongoing with King Brown and Todd Weicholz	Collection of crime guns & related crime guns evidence protocol - classes ongoing with King Brown and Todd Weicholz	
Initiative/Patrols	Gang injunction - "44 live" members served SOAP: Sex Offender Accountability Program - 25 offenders checked - addresses & compliance with FSS verified Auto Theft Notices - 94 forms distributed	Gang injunction - "44 live" members served SOAP: Sex Offender Accountability Program - 30 offenders checked - addresses & compliance with FSS verified Auto Theft Notices - 94 forms distributed	SOAP: Sex Offender Accountability Program - 60 offenders checked - addresses & compliance with FSS verified Auto Theft Notices - 73 forms distributed
Trainings			
Staff Resources	1 detective assigned to VCTF 1 detective assigned to Federal Task Force	1 detective assigned to VCTF 1 detective assigned to Federal Task Force	1 detective assigned to VCTF 1 detective assigned to Federal Task Force
Prisoner Re-Entry	Funding not available	Funding not available	Funding not available
Issues			

West Palm Beach Law Enforcement Activities			
	July	August	September
New Equipment			
Equipment Use	Bullet Catchers - 27 firearms test fired Brass Trax - 27 firearms entered - 108 entries YTD for WPB with 6 hits Bait Vehicle - 4 vehicles deployed - no arrests 2 Tag Readers utilized - 4 deployments, no stolen auto hits	Bullet Catchers - 27 firearms test fired Brass Trax - 27 firearms entered - 135 entries YTD for WPB with 7 hits, 13 total Bait Vehicle - 3 vehicles deployed - no arrests 2 Tag Readers utilized - 8 deployments including gun show, no stolen auto hits	Bullet Catchers - 23 firearms test fired Brass Trax - 23 firearms entered - 158 entries YTD for WPB with 8 hits, 21 total Bait Vehicle - 4 vehicles deployed - 1 arrest for auto burglary 2 Tag Readers utilized - 6 deployments, including gun show, no stolen auto hits
Professional Development / Protocol Development			
Initiative/Patrols	SOAP: Sex Offender Accountability Program - 110 offenders checked - addresses & compliance with FSS verified Auto Theft Notices - 88 forms distributed	SOAP: Sex Offender Accountability Program - 130 offenders checked - addresses & compliance with FSS verified Auto Theft Notices - 107 forms distributed	SOAP: Sex Offender Accountability Program - 135 offenders checked - addresses & compliance with FSS verified Auto Theft Notices - 92 forms distributed
Trainings			
Staff Resources	1 detective assigned to Violent Crimes TF 1 detective assigned to Federal Task Force 1 detective assigned to Marshals Task Force	1 detective assigned to Violent Crimes TF 1 detective assigned to Federal Task Force 1 detective assigned to Marshals Task Force	1 detective assigned to Violent Crimes TF 1 detective assigned to Federal Task Force 1 detective assigned to Marshals Task Force
Prisoner Re-Entry	Funding not available	Funding not available	Funding not available
Issues			

West Palm Beach Law Enforcement Activities

	October	November	December
New Equipment			
Equipment Use	Bullet Catchers - 21 firearms test fired Brass Trax - 21 firearms entered - 171 entries YTD for WPB Bait Vehicle - 3 vehicles deployed - no thefts or arrests 2 Tag Readers utilized - 8 deployed, including gun show, no stolen auto hits	Bullet Catchers - 23 firearms test fired Brass Trax - 23 firearms entered - 202 entries YTD for WPB Bait Vehicle - 4 vehicles deployed - no thefts or arrests 2 Tag Readers utilized - tag readers now permanently mounted on vehicles for daily use	Bullet Catchers - 25 firearms test fired Brass Trax - 25 firearms entered - 227 entries YTD for WPB Bait Vehicle - 4 vehicles deployed - no thefts or arrests - one activation being investigated 2 Tag Readers utilized - tag readers now permanently mounted on vehicles for daily use
Professional Development / Protocol Development			
Initiative/Patrols	SOAP: Sex Offender Accountability Program - 130 offenders checked - addresses & compliance with FSS verified Auto Theft Notices - 88 forms distributed	SOAP: Sex Offender Accountability Program - 125 offenders checked - addresses & compliance with FSS verified Gang Injunction - 2 documented Gangs Auto Theft Notices - 75 forms distributed	SOAP: Sex Offender Accountability Program - 125 offenders checked - addresses FSS verified Gang Injunction - 2 documented Gangs Auto Theft Notices - 88 forms distributed
Trainings			
Staff Resources	1 detective assigned to Violent Crimes TF 1 detective assigned to Federal Task Force 1 detective assigned to Marshals Task Force	1 detective assigned to Violent Crimes TF 1 detective assigned to Federal Task Force 1 detective assigned to Marshals Task Force	1 Detective assigned to Violent Crimes TF 1 Detective assigned to FBI Task Force 1 Detective assigned to Marshals Task Force
Prisoner Re-Entry	Funding not available	Funding not available	Funding not available
Issues			

BrassTrax 2008

Combined Totals

Year to Date

	Jan	Feb	Mar	Apr	May	Jun	Jul	Aug	Sep	Oct	Nov	Dec	Total
Boynton Beach	0	0	0	9	15	0	24	10	4	0	0	0	62
Delray Beach	0	0	0	0	0	18	9	0	0	0	0	0	27
Lake Worth	0	0	0	0	0	0	2	4	0	0	0	0	6
Palm Beach Gardens	0	0	0	0	0	0	0	0	0	0	0	0	0
Palm Springs	0	0	0	0	0	0	0	0	0	0	0	0	0
PBSO	0	0	0	0	0	0	21	15	31	0	0	0	67
Riviera Beach	0	0	42	14	22	7	21	18	4	19	18	7	172
West Palm Beach	0	0	17	27	26	11	27	27	24	23	20	25	227
Monthly Totals	0	0	59	50	63	36	104	74	63	42	38	32	561

Year To Date	561
--------------	-----

Note: Individual city totals on this spreadsheet may differ from the data reported to FSU by the three individual police departments (Boynton Beach, Riviera Beach, and West Palm Beach. This data was reported by the PBSO representing uses on equipment located at the PBSO. The data from the 3 sites is reported monthly for the use of equipment at that site.

Violent Crimes Task Force Monthly Activities -- Year 2 (2008)

	January	February	March	April
Initiatives/ Patrols	VCTF Cases: Open Cases - 9 Arrests - 6 Cleared - 3 Countywide arrests = 52	VCTF Cases: Open Cases - 5 Arrests - 2 Cleared - 2 Countywide arrests = 41	VCTF Cases: Open Cases - 6 Arrests - 6 Cleared - 3 Countywide arrests = 19	VCTF Cases: Open Cases - 4 Arrests - 3 Warrant - 1 Countywide arrests = 32
Professional Dev'mt / Protocol Dev'mt	Auto theft notices – pending	Auto theft notices – pending	Auto theft notices – pending	Auto theft notices – pending
	May	June	July	August
Initiatives/ Patrols	VCTF Cases: Open Cases - 9 Arrests - 3 Cleared - 1	VCTF Cases: Open Cases - 6 Arrests - 2 Cleared - 1	VCTF Cases: Open Cases - 11 Arrests - 4	VCTF Cases: Open Cases - 9 Arrests - 4
Professional Dev'mt / Protocol Dev'mt	Auto theft notices - pending	Auto theft notices - pending	Auto theft notices - pending	Auto theft notices - pending
	September	October	November	December
Initiatives/ Patrols	VCTF Cases: Open Cases - 6 Arrests - 2 Pending - 2	VCTF Cases: Open Cases - 1 Arrests - 5	VCTF Cases: Open Cases - Arrests - Pending - * case dispositions not identified	VCTF Cases: Open Cases - 2 Arrests - 1 Closed - 2
Professional Dev'mt / Protocol Dev'mt	Auto theft notices - pending	Auto theft notices - pending	Auto theft notices - pending	Auto theft notices - pending

VCTF: Victim and Case Data 2008

Race of Victim			Age of Victims		
	n	%		n	%
White	14	12%	<14 years	2	2%
Black	76	65%	15-19 years	22	20%
Hispanic	27	23%	20-24 years	32	30%
Gender of Victim			25-29 years	13	12%
Male	101	86%	30-34 years	14	13%
Female	16	14%	35-39 years	7	6%
Types of Crimes			40-49 years	10	9%
Homicide	19	15%	50-59 years	4	4%
Robbery	13	10%	60 or older	4	4%
Other Serious Violent	71	55%	Case Disposition		
Weapons	11	8%	Arrest	49	38%
Drugs	2	1%	Closed	18	14%
Property	3	2%	Pending	5	4%
Other	11	9%	Open	58	45%
Location of Incident			Referring Agency / Jurisdiction		
City	n	%	Agency / Jurisdiction	n	%
Belle Glade	40	31%	Belle Glade	40	31%
Boca Raton	2	<2%	Boca Raton	2	<2%
Boyton Beach	1	1%	Boyton Beach	1	1%
Canal Point	1	1%	Lake Clarke Shores	1	1%
Lake Clarke Shores	1	1%	Lake Park	1	1%
Lake Park	2	2%	Lake Worth	5	4%
Lake Worth	12	9%	Lantana	4	3%
Lantana	6	5%	Mangonia Park	1	1%
Mangonia Park	1	1%	Pahokee	15	11%
Pahokee	15	11%	PBSO – Central	17	13%
Palm Springs	5	4%	PBSO – North	10	8%
Riviera Beach	18	12%	PBSO – Parks	1	1%
Royal Palm Beach	1	1%	PBSO – South	2	<2%
South Bay	3	2%	PBSO – West	1	1%
West Palm Beach	22	17%	Palm Springs	5	4%
			Riviera Beach	18	14%
			South Bay	3	2%
			West Palm Beach	2	<2%

VCTF Cases - Gang Involvement Tracking

for 5 program sites and 5 control sites

Site	Gang Involved	Not Gang Involved	Total VCTF cases
Belle Glade	25	15	40
Pahokee	4	11	15
Boynton Beach	1	0	1
Royal Palm	0	1	1
Lake Worth	9	3	12
Greenacres *	0	0	0
Riviera Beach	11	5	16
Mangonia Park	0	1	1
West Palm Beach	15	7	22
Lake Park	0	2	2
10 Sites total			110
County total **			130

* Greenacres was not on list, assume it had zero cases.

** Data presented for YVPP program/control sites; there are VCTF cases in other cities as well that make up the 130 total.

Data submitted by Michael Wallace, PBSO

2008 State Attorney Combat Unit: Offender Case Data

Race	n	%		Age of Offender	n	%
White	1127	58%		<14 years	109	4%
Black	1580	42%		15-19 years	1392	51%
Gender	n	%		20-24 years	723	27%
Male	2533	93%		25-29 years	459	17%
Female	182	7%		30-34 years	31	1%
Case Disposition*	n	%		35-39 years		%
Conviction	495	46%		40-49 years		%
Not Guilty/ Dismissed	188	17%		50-59 years	1	0%
Pending	401	37%		Total	2715	100%
Other	1	0%				
Number of Offenders Charged with Each Offense Category**				Total Number of Charges by Offense Category		
Offense Type	n	%		Offense Type	n	%
Murder/Manslaughter	27	1%		Murder/Manslaughter	42	1%
Sexual/Rape	41	2%		Sexual/Rape	67	2%
Robbery	520	27%		Robbery	615	23%
Other Violent	479	24%		Other Violent	701	26%
Weapons	293	15%		Weapons	451	17%
Burglary	154	8%		Burglary	185	7%
Drugs	73	4%		Drugs	128	5%
Other Property	192	10%		Other Property	279	10%
Other	182	9%		Other	247	9%
		*		Total Number of Charges	2715	100%

* = Two categories of case disposition were not included in the detail above; consolidated filing (n=10, 1%) and See Felony (DF) Case Number (n=217, 17%). If these two categories were included, the total number of cases would equal 1,312.

** = This is *not* an unduplicated count. An offender may have charges in more than one offense category.

Crime Data for a ¼ Mile Radius around the YECs
Crimes (calls for service by site for 2006 through 2008 (when available))

	Homicide	Forc Sex Off	Robbery	Agg Assault	Burglary	Auto Burglary	Larceny	Auto Theft	Arson	Total Calls for Service
BB										
2007	1	0	7	35	33	NL	73	2	NL	3196
2008	1	0	12	19	31	NL	59	15	NL	3108
% chg	0%	0%	71%	(46%)	(6%)		(19%)	650%		(3%)
LW										
^a 2008	0	3	13	20	10	1	10	8	0	NL
RB										
^b 2006	0	0	3	7	23	NL	25	9	1	NL
2007	1	1	11	44	44	NL	107	28	0	NL
2008	0	0	11	34	49	NL	118	23	1	NL
% chg	0%	0%	73%	79%	53%		372%	61%	0%	
WPB										
2006	2	0	46	19	47	23	71	29	0	3126
2007	0	1	31	15	41	25	61	19	0	3760
2008	0	3	32	18	42	18	43	9	1	3835
% chg	(200%)	300%	(30%)	(5%)	(11%)	(22%)	(39%)	(69%)	100%	

NL = data was not listed / not included in report

a = LW data is for January 1, 2008 through September 30, 2008 only.

b = RB LE believes that the 2006 data levels may be low due to data entry issues

% change is the percent change from the first year listed through 2008

Data provided by police departments and the PBSO

Riviera Beach Police Department

	2006			2007			2008		
	¼ m	½ m	City	¼ m	½ m	City	¼ m	½ m	City
Homicide	0	0	10	1	1	13	0	2	12
Forcible Sex Offenses	0	1	16	1	4	15	0	0	9
Robbery	3	8	256	11	39	201	11	64	149
Aggravated Assaults	7	25	623	44	144	554	34	194	879
Burglary	23	64	1073	44	134	773	49	194	879
Larceny	25	59	1590	107	316	1367	118	397	1350
Auto Theft	9	26	486	28	88	356	23	69	302
Arson	1	1	20	0	0	5	1	2	8
Total	68	184	4074	236	726	3284	236	922	3588

The Riviera Beach YEC experienced several moves during 2007 and 2008. Therefore, the RB Police Department provided crime data for a broader perimeter.

Youth Violence Prevention Program Year 2 Evaluation

Corrections

Justice Service Center (Riviera Beach)

Table displaying: Services Delivered and Clients Served

Table displaying: Sessions Delivered

Corrections: Justice Service Center

2008 Riviera Beach: Number of Clients Served, Hours of Programming, and Number of Programs

	Jan	Feb	March	April	May	June	July	Aug	Sep	Oct	Nov	Dec
Intake	33	26	9	6	42	30	28	21	5	15	4	7
Clients	33	26	9	6	42	30	28	21	5	15	4	7
# hours	16.5	6	4.5	3	128	128	128	128	128	128	128	128
Employment	33	44	110	116	229	327	64	154	84	24	4	54
Job Coach/Developer	1			13	34	54	8	13	13	*	*	*
# hours	0.5			32	32	32	64	64	128	*	*	*
Employment Readiness Orientation				18	27	16	7	5	24	24	4	6
# hours				1.5	4	4	3	3	6	6	1.5	1.5
Vo-Tech Training			40									
# hours			8									
Mayor's Mini Job Fair	32	22	41	33	15							
# hours	2	2	8	2	8							
Employer Contacts/Calls for Job Leads			21	22	45	15	18	15	8			12
# hours			-	-	32	32	64	64	128			-
Employment Counseling		22	8	15	34	57		73				
# hours		10	10	-	-	-		-				
Interviewing Skills				15	34	57	8	13	13			7
Job Search Techniques					34	57	8	13	13			7
Job Search Support						56	7	13	13			7
Job Placements **	1				6	8	8	9			14	15
Other						7						
# of Employment programs	2	2	4	6	8	9	8	8	6	1	2	6
Reentry Assistance	25	18	16	12	37	37	53	61	72	85	30	43
Legal	6	5	5	9	5	18	14	25	35	24	11	5
# hours	3	2.5	2.5	2	-	128	128	128	128	128	128	128
Other	11	7	1	2	7	5	4	3	1	3	1	4
# hours	2.5	3.5	1	1	-	128	128	128	128	128	128	128

	Jan	Feb	March	April	May	June	July	Aug	Sep	Oct	Nov	Dec
Transportation (Bus vouchers)	8	6	10	1	25	14	35	33	36	58	18	34
# hours	4	3	5	.5	-	128	16	16	16	16	16	16
# of Reentry programs	3	3	3	3	3	3	3	3	3	3	3	3
Referrals	1	0	0			6	2	4	2		1	
Referrals for services	1					2	1					
Referrals to JSC						4	1	4	2		1	
Life Skills	0	0	0					9	13	28	28	30
Peer Support Group								9	13	28	28	30
# hours								4	4	4	1	1
# of Life Skills programs	0	0	0	0	0	0	0	1	1	1	1	1

Corrections: Justice Service Center

2008 Riviera Beach: Number of Sessions Delivered to Clients

	Total	Jan	Feb	March	April	May	June	July	Aug	Sep	Oct	Nov	Dec
Intake	159												
Clients		7			4	33	34	33	21	5	16	4	2
Employment	376												
Job Coach/Developer					15	37	60	14	11	13			7
Employment Readiness Orientation					18		16	8	5	24	25	4	6
Mayor's Mini Job Fair		32	22	29		15							
Employment Counseling			6	9									
Reentry Assistance	491												
Legal		3	1		4	7	19	14	25	38	22	11	5
Other (driver's license)		13	8	2	2		8	9	3	37	6		4
Transportation (Bus vouchers)		8	7	9	1	29	15	36	34		59	19	34
Life Skills	211												
Peer Support Group									9	19	56	60	67
Total	1237												

Note: Many of the JSC's services do not require "sessions" to be reported. The JSC provides referrals and assistance above and beyond the number of "sessions" reported.

**Youth Violence Prevention Program
Year 2 Evaluation**

**Criminal Justice Commission
Oversight Activities**

Criminal Justice Commission Oversight Activities

YVPP Oversight Activities:

- On September 9, an inter-local agreement extending the 07-08 funding and adding an additional \$300,000 was executed by the Board of County Commissioners (BCC). CJC worked with the City of Belle Glade to secure a site for the YEC.
- CJC worked with cities to develop Interlocal Agreements for year three funding. These agreements were approved by the BCC on September 23, 2008. Each city's budget was reduced by 10 percent due to budget restrictions.
- The committee unanimously recommended approval of the purchase of an extended warranty for the BrassTRAX system
- Approve budgets and budget revisions
- Collect monthly reports from sites
- Conduct marketing and community outreach for the YVPP (bus tails, bus stop posters, TV commercials, brochures, presentations, and newsletters)
- Host regular coordinating meetings to share and disseminate information
- Explore potential partners and providers for programs
- Assist sites in addressing service or programming gaps
- Coordinate youth leadership group (S.T.Y.L.E.)
- Coordinate LEWG meetings and LE trainings
- Purchase LE equipment
- Staff steering committees
- Provide technical assistance as needed

Grants Awarded:

- OJJDP – Grant Prevention Coordinator – Partnered with PBSO - \$200,000
- Quantum Foundation - Digital Inclusion and Universal Access - Partnered with the Education Commission - \$25,000

Grant Pending:

- Department of Education - Youth Work Readiness – WPB YEC applicant - \$356,000
- Community Foundation of Palm Beach and Martin Counties - Belle Glade Youth Empowerment Center - \$146,000

Other Activities:

- 2nd Youth Criminal Justice Academy, September 25th - October 16th, 2008
- Becky Walker was invited by Florida's Attorney General to participate in a series of regional roundtable discussions about gangs and a member of the Statewide Gang Reduction Strategy Planning Session. The Attorney General has touted PBC's Youth Violence Prevention Project as a model project for the state.
- Members of the Project asked to present on each component of the strategy at the US Attorney's 2008 South Florida Anti-Gang Summit.

Youth Violence Prevention Program Year 2 Evaluation

Uniform Crime Reports Data (UCR)

Crimes Reported to Law Enforcement (not arrests)

**Table: 2000-2008 UCR Total Crime Rates and Percentage
Change by Program and Control Site**

**Table: 2000-2008 UCR Violent Crime Rates and Percentage
Change by Program and Control Site**

**Table: 2008 UCR Total Crime Rates for the State of Florida
and other large counties**

UCR Total Crimes Reported to Law Enforcement (Rates Per 100,000 Population) and Annual Percent Changes:
YVPP Program Sites and Matched Control Sites: 2000 through 2008

Year	Boynton Beach - Program	Royal Palm - Control	Lake Worth - Program	Greenacres - Control	Riviera Beach - Program	Mangonia Park - Control	West Palm Beach - Program	Lake Park - Control	Belle Glade - Program	Pahokee - Control
2000	8264.8	n/a	8604.4	5698.4	16095.6	45440.4	13880.1	8898.1	12129.3	5664.2
2001	8203.4	5628.3	8879.0	5861.6	10947.5	44083.7	11608.3	8247.3	8579.1	3965.5
	-0.7%	n/a	3.2%	2.9%	-32.0%	-3.0%	-16.4%	-7.3%	-29.3%	-30.0%
2002	8396.6	5688.0	9701.9	6069.7	14309.7	22671.8	12301.3	9891.0	13188.5	6071.1
	2.4%	1.1%	9.3%	3.6%	30.7%	-48.6%	6.0%	19.9%	53.7%	53.1%
2003	8606.2	6765.4	9575.6	5896.3	12766.2	25149.7	10889.4	11167.0	13495.0	6362.4
	2.5%	18.9%	-1.3%	-2.9%	-10.8%	10.9%	-11.5%	12.9%	2.3%	4.8%
2004	7690.8	5358.7	9695.3	5214.0	9575.9	20047.6	9586.7	9269.6	11199.5	6762.8
	-10.6%	-20.8%	1.2%	-11.6%	-25.0%	-20.3%	-12.0%	-17.0%	-17.0%	6.3%
2005	5952.7	4241.9	10052.7	4451.6	10692.9	18480.4	8310.7	10293.0	11651.3	4874.9
	-22.6%	-20.8%	3.7%	-14.6%	11.7%	-7.8%	-13.3%	11.0%	4.0%	-27.9%
2006	6071.2	3082.3	9667.1	4928.5	12128.8	18274.9	7904.0	8087.3	5907.4	7602.4
	2.0%	-27.3%	-3.8%	10.7%	13.4%	-1.1%	-4.9%	-21.4%	-49.3%	55.9%
2007	6442.2	4211.6	8049.9	4912.0	9512.6	15027.4	8007.2	10127.3	10964.1	6744.9
	6.1%	36.6%	-16.7%	-0.3%	-21.6%	-17.8%	1.3%	25.2%	85.6%	-11.3%
2008	6536.6	4707.4	7550.7	4731.5	9066.9	15024.7	6571.3	11764.7	10367.0	7588.2
	1.5%	11.8%	-6.2%	-3.7%	-4.7%	0.0%	-17.9%	16.2%	-5.4%	12.5%

n/a - Data was not available due to non-reporting

**UCR Violent Crimes Reported to Law Enforcement (Rates Per 100,000 Population) and Annual Percent Changes:
YVPP Program Sites and Matched Control Sites: 2000 through 2008**

Year	Boynton Beach - Program	Royal Palm - Control	Lake Worth - Program	Greenacres - Control	Riviera Beach - Program	Mangonia Park - Control	West Palm Beach - Program	Lake Park - Control	Belle Glade - Program	Pahokee - Control
2000	829.6	n/a	1130.0	493.3	1944.2	5533.9	1473.8	493.1	2301.1	1119.5
2001	912.4	498.4	1144.5	446.2	1841.7	6493.5	1331.0	791.5	2243.9	763.2
	10.0%	n/a	1.3%	-9.5%	-5.3%	17.3%	-9.7%	60.5%	-2.5%	-31.8%
2002	948.3	382.1	1385.6	633.5	1748.0	3015.3	1380.6	1067.1	3409.8	1234.0
	3.9%	-23.3%	21.1%	42.0%	-5.1%	-53.6%	3.7%	34.8%	52.0%	61.7%
2003	1049.6	485.1	1413.6	779.7	2037.0	5389.2	1279.7	1234.4	3096.7	1586.5
	10.7%	26.9%	2.0%	23.1%	16.5%	78.7%	-7.3%	15.7%	-9.2%	28.6%
2004	1042.8	311.0	1425.2	920.3	1667.9	4049.2	1262.9	966.5	2601.0	1378.2
	-0.7%	-35.9%	0.8%	18.0%	-18.1%	-24.9%	-1.3%	-21.7%	-16.0%	-13.1%
2005	757.6	288.2	1498.3	818.7	1969.0	4194.7	1207.6	1108.3	2487.7	748.8
	-27.3%	-7.3%	5.1%	-11.0%	18.1%	3.6%	-4.4%	14.7%	-4.4%	-45.7%
2006	984.0	286.8	1823.6	1046.2	2702.9	3820.4	1090.9	888.8	1207.5	2196.6
	29.9%	-0.5%	21.7%	27.8%	37.3%	-8.9%	-9.7%	-19.8%	-51.5%	193.4%
2007	1091.6	502.1	1500.9	725.7	2271.5	2701.6	1102.1	1317.1	2757.1	2114.5
	10.9%	75.1%	-17.7%	-30.6%	-16.0%	-29.3%	1.0%	48.2%	128.3%	-3.7%
2008	1063.4	462.5	1440.4	722.0	1866.3	3238.9	932.8	1262.1	2421.1	1763.2
	-2.6%	-7.9%	-4.0%	-0.5%	-17.8%	19.9%	-15.4%	-4.2%	-12.2%	-16.6%

n/a - Data was not available due to non-reporting

**Changes in Total and Violent Crime Rates From 2007 to 2008 in the State of Florida,
Palm Beach County and Other Large Counties: Rates Based on the Number of Crimes
Reported to the Police Per 100,000 Residents**

County	Year	Total Crime Rate	Violent Crime Rate
State of FL	2007	4694.7	705.5
	2008	4699.8	670.3
	Percent Change	0.1%	-5.0%
Palm Beach	2007	5033.1	722.0
	2008	4853.9	668.8
	Percent Change	-3.6%	-7.4%
Broward	2007	4521.2	616.9
	2008	4685.5	604.9
	Percent Change	3.6%	-1.9%
Miami-Dade	2007	6297.0	964.1
	2008	6178.7	888.3
	Percent Change	-1.9%	-7.9%
Duval	2007	6413.2	955.6
	2008	6435.7	926.9
	Percent Change	0.4%	-3.0%
Hillsborough	2007	4915.7	739.6
	2008	4694.3	693.4
	Percent Change	-4.5%	-6.2%
Orange	2007	6397.9	1119.7
	2008	6514.5	1066.7
	Percent Change	1.8%	-4.7%