

II. FISCAL IMPACT ANALYSIS

A. Five Year Summary of Fiscal Impact:

Fiscal Years	2009	2010	2011	2012	2013
Capital Expenditures	_____	_____	_____	_____	_____
Operating Costs	<u>9,037,108</u>	_____	_____	_____	_____
External Revenues	<u>(4,518,554)</u>	_____	_____	_____	_____
Program Income (County)	_____	_____	_____	_____	_____
In-Kind Match (County)	_____	_____	_____	_____	_____
NET FISCAL IMPACT	<u>4,518,554</u> ✕	_____	_____	_____	_____
# ADDITIONAL FTE POSITIONS (Cumulative)	_____	_____	_____	_____	_____

Is Item Included in Current Budget? Yes X No _____

Budget Account No.: Fund 3652 Department 381 Unit M028 Object Various.
 Program _____

B. Recommended Sources of Funds/Summary of Fiscal Impact:

FDEP \$4,518,554
 Beach Improvement Fund \$4,518,554

✕ Note: Additional FEMA funding for costs related to Hurricanes Frances and Jeanne has been identified for reimbursement in FEMA project worksheets. Funding for impacts associated with Tropical Storm Fay has also been requested to offset County costs for this project, however, the total award amount is not yet known.

C. Department Fiscal Review: *HP*

III. REVIEW COMMENTS

A. OFMB Fiscal and /or Contract Dev. and Control Comments:

OFMB *5/21/09* *5/21/09* *5/19/09* *5/19/09* *Contract Development and Control* *5/28/09* *6/28/09*

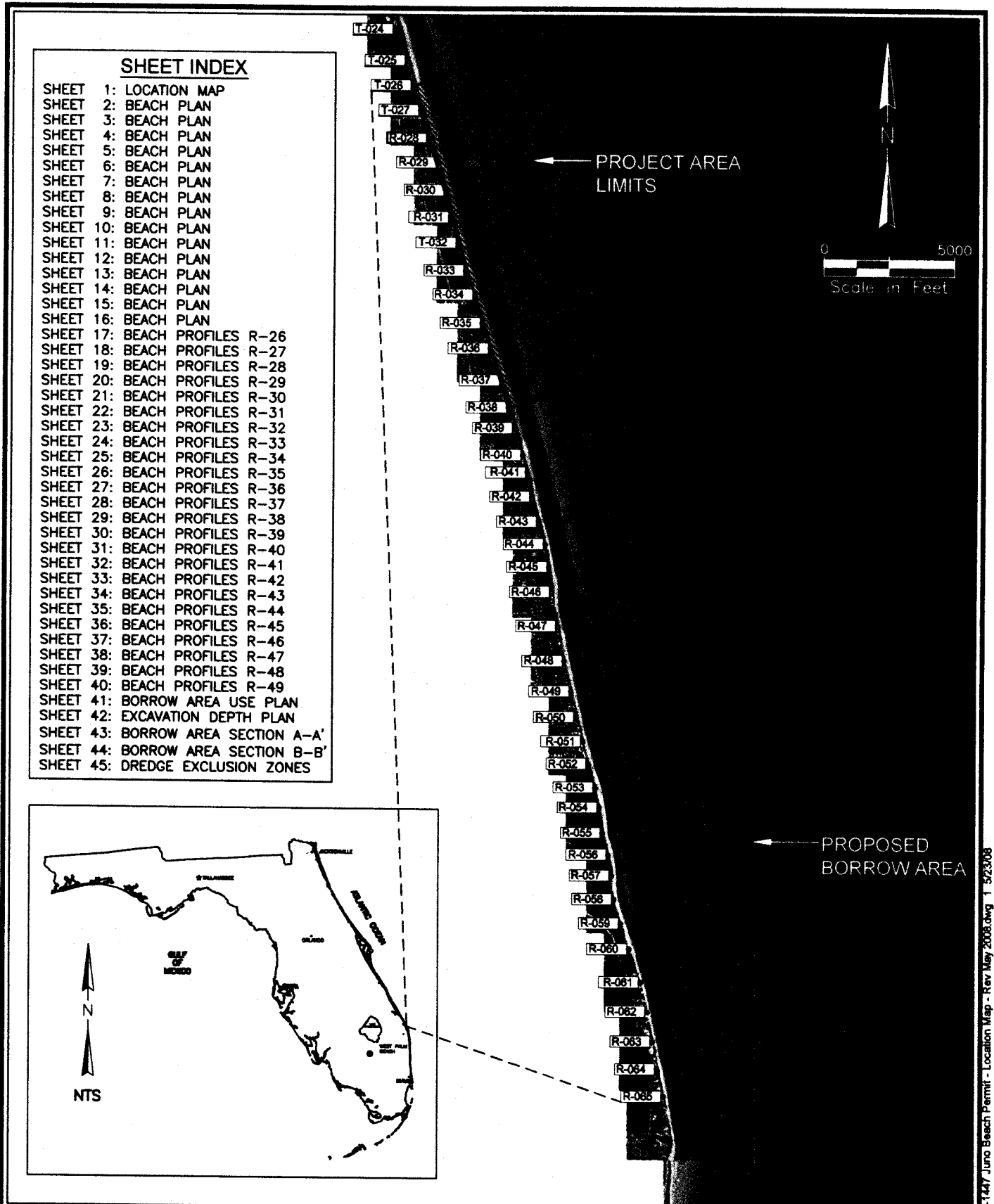
B. Legal Sufficiency:

Assistant County Attorney *6/1/09*

This Contract complies with our contract review requirements.

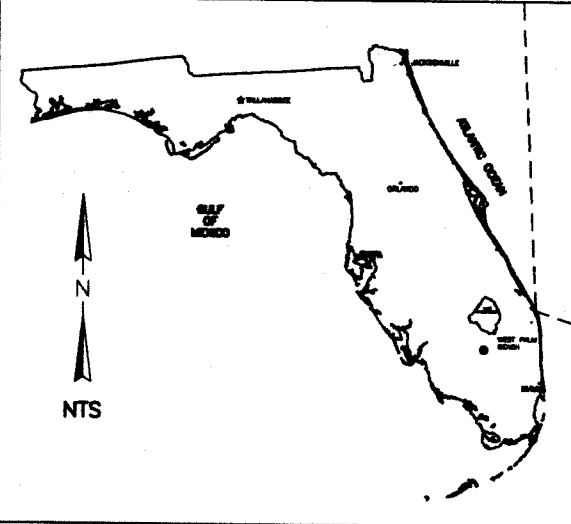
C. Other Department Review:

 Department Director



SHEET INDEX

SHEET 1:	LOCATION MAP
SHEET 2:	BEACH PLAN
SHEET 3:	BEACH PLAN
SHEET 4:	BEACH PLAN
SHEET 5:	BEACH PLAN
SHEET 6:	BEACH PLAN
SHEET 7:	BEACH PLAN
SHEET 8:	BEACH PLAN
SHEET 9:	BEACH PLAN
SHEET 10:	BEACH PLAN
SHEET 11:	BEACH PLAN
SHEET 12:	BEACH PLAN
SHEET 13:	BEACH PLAN
SHEET 14:	BEACH PLAN
SHEET 15:	BEACH PLAN
SHEET 16:	BEACH PLAN
SHEET 17:	BEACH PROFILES R-26
SHEET 18:	BEACH PROFILES R-27
SHEET 19:	BEACH PROFILES R-28
SHEET 20:	BEACH PROFILES R-29
SHEET 21:	BEACH PROFILES R-30
SHEET 22:	BEACH PROFILES R-31
SHEET 23:	BEACH PROFILES R-32
SHEET 24:	BEACH PROFILES R-33
SHEET 25:	BEACH PROFILES R-34
SHEET 26:	BEACH PROFILES R-35
SHEET 27:	BEACH PROFILES R-36
SHEET 28:	BEACH PROFILES R-37
SHEET 29:	BEACH PROFILES R-38
SHEET 30:	BEACH PROFILES R-39
SHEET 31:	BEACH PROFILES R-40
SHEET 32:	BEACH PROFILES R-41
SHEET 33:	BEACH PROFILES R-42
SHEET 34:	BEACH PROFILES R-43
SHEET 35:	BEACH PROFILES R-44
SHEET 36:	BEACH PROFILES R-45
SHEET 37:	BEACH PROFILES R-46
SHEET 38:	BEACH PROFILES R-47
SHEET 39:	BEACH PROFILES R-48
SHEET 40:	BEACH PROFILES R-49
SHEET 41:	BORROW AREA USE PLAN
SHEET 42:	EXCAVATION DEPTH PLAN
SHEET 43:	BORROW AREA SECTION A-A'
SHEET 44:	BORROW AREA SECTION B-B'
SHEET 45:	DREDGE EXCLUSION ZONES



ATM
APPLIED TECHNOLOGY & MANAGEMENT
ATM
 400 S. Australian Ave., Suite 300
 West Palm Beach, Florida 33401
 (561) 659-0041
 Certificate of Authorization #4869

LOCATION MAP

JUNO BEACH RENOURISHMENT PROJECT

REVISIONS	
REVISED	MAY 2008

JOB NO:07-1447	CHECKED BY:JTW
DATE: Oct 2007	DRAWN BY: MKM
SCALE: NONE	SHEET: 1


07-1447 Juno Beach Permit - Location Map - Rev May 2008.dwg 1 5/23/08

Project Name: Juno Beach Shore Protection.2nd Nourishment / Bid Tabulation
 Project Number: 2009ERM01
 Bid Opening Date: April 14, 2009
 Contract Time: 88Calendar Days

ITEM	QTY	UNIT	Weeks Marine, Inc.		Great Lakes Dredge & Dock Co., LLC		Manson Construction Co.		AVERAGE UNIT COST (3 LOW BIDDERS)
			UNIT COST	TOTAL COST	UNIT COST	TOTAL COST	UNIT COST	TOTAL COST	
1 MOBILIZATION & DEMOBILIZATION	1	LS	\$ 1,500,000.00	\$ 1,500,000.00	\$ 2,800,000.00	\$ 2,800,000.00	\$ 3,750,000.00	\$ 3,750,000.00	\$ 2,683,333.33
2 SURVEY AND AS-BUILT DRAWINGS	1	LS	\$ 300,000.00	\$ 300,000.00	\$ 30,000.00	\$ 30,000.00	\$ 275,000.00	\$ 275,000.00	\$ 201,666.67
3 TILLING AND ESCARPMENT MANAGEMENT	1	LS	\$ 45,000.00	\$ 45,000.00	\$ 52,000.00	\$ 52,000.00	\$ 50,000.00	\$ 50,000.00	\$ 49,000.00
4 DREDGE, TRANSPORT, PLACE AND GRADE FILL	916,192	CY	\$ 7.85	\$ 7,192,107.20	\$ 9.07	\$ 8,309,861.44	\$ 10.75	\$ 9,849,064.00	\$ 9.22
TOTAL BASE BID				\$ 9,037,107.20		\$ 11,191,861.44		\$ 13,924,064.00	

Bids Opened by: Julie Aden
 Bids Tabulated by: Debbie Wilson
 Bids Checked and Approved by: Julie Aden

Attachment 3



Office of Small Business Assistance

50 South Military Trail, Suite 209

West Palm Beach, FL 33415

(561) 616-6840

FAX: (561) 616-6850

www.pbcgov.com/osba

Palm Beach County Board of County Commissioners

Jeff Koons, Chairman

Burt Aaronson, Vice Chairman

Karen T. Marcus

Shelley Vana

Steven L. Abrams

Jess F. Santamaria

Addie L. Greene

County Administrator

Robert Weisman, P.E.



An Equal Opportunity Affirmative Action Employer

- ENV. RES. MGMT.
- Env. Enh. & Restoration
- Natural Resources Stewardship
- Resources Protection
- Mosquito Control
- Finance & Support Services
- Director
- Deputy Director
- Other _____

DATE: April 22, 2009

TO: Daniel Bates, Director
Environmental Enhancement & Restoration Division

THROUGH: Allen Gray, Manager *Allen Gray*
Office of Small Business Assistance

FROM: Tanoy Williams, Compliance Specialist II *TW*

SUBJECT: Compliance Review on Project No. 2009ERM01
Juno Beach Shore Protection 2nd Nourishment

The following is a Compliance Review of SBE participation on the above-mentioned project.

Low Bidder: Weeks Marine, Inc.
304 Gaille Drive
Innwoods Business Park
Covington, LA 70433
Phone: 985-875-2500
Bid Opening: April 12, 2009
Bid Amount: \$9,037,107.20
Goal: 15% Overall
Goal Achieved 0.00%

SBE Participation:

¹ Elle Enterprises	\$0.00	0.00%
-------------------------------	--------	-------

2nd Low Bidder: Great Lakes Dredge & Dock Co.
2122 York Road
Oak Brook, IL
Phone: 630-574-3023
Bid Amount: \$11,191,861.44
Goal: 15% Overall
Goal Achieved: 2.24%

1 Project #2009ERM01

RECEIVED
APR 24 2009

ENVIRONMENTAL RESOURCES MANAGEMENT



SBE Participation:

(SB) Sea Diversified	\$ 51,065.00	0.46%
(SB) Cavache	\$200,247.00	1.78%
² Elle Enterprises	\$ 0.00	0.00%
	\$251,312.00	2.24%

3rd Low Bidder:

Manson Construction Company
4309 Pablo Oaks Court, Suite 1
Jacksonville, FL 32224

Phone:

904-821-0211

Bid Amount:

\$13,924,064.00

Goal:

15% Overall

Goal Achieved:

0.00%

SBE Participation:

None	\$0.00	0.00%
------	--------	-------

EVALUATION

None of the Bidders have met the SBE goal for this project.

Although Great Lakes Dredge & Dock Company has 2.24% SBE participation, the company does not qualify for ranking of responsive bidders.

c: Tammy Fields, Assistant County Attorney
File

¹ Elle Enterprises is not a certified SBE.

² Elle Enterprises is not a certified SBE.