

Agenda Item #: 2:00 P.M.

**PALM BEACH COUNTY
BOARD OF COUNTY COMMISSIONERS**

WORKSHOP SUMMARY

Meeting Date: June 30, 2009

Department: Palm Beach County Health Department

I. EXECUTIVE BRIEF

Title: Mobilizing for Action through Planning & Partnerships (MAPP)

Summary: The objectives of the workshop are as follows:

- To orient the Palm Beach County Board of County Commissioners to the MAPP process and to describe the accomplishments to date.
- To describe the MAPP goals and potential new strategies for meeting goals.
- To describe how evidence-based programming approaches can be supported by MAPP.
- To describe how the MAPP data-driven process can be instrumental in supporting the County process for prioritizing and allocating social services funding.

The presentation by Dr. Karen Dodge of the Health Department will be followed by questions and comments from the Board.

Background and Policy Issues: This presentation was scheduled at the request of Commissioner Jeff Koons.

Attachments: PowerPoint Presentation

Recommended by: _____
Department Director Date

Approved By: _____
Assistant County Administrator Date



6/25/09

II. FISCAL IMPACT ANALYSIS

A. Five Year Summary of Fiscal Impact:

Fiscal Years 20____ 20____ 20____ 20____ 20____

Capital
Expenditures
Operating Costs
External Revenues
Program Income (County)
In-Kind Match (County)

NET FISCAL IMPACT *SEE BELOW

No. ADDITIONAL FTE
POSITIONS (Cumulative)

Is Item Included In Current Budget? Yes _____ No _____
Budget Account No.: Fund _____ Department _____ Unit _____
Object _____ Reporting Category _____


B. Recommended Sources of Funds/Summary of Fiscal Impact:

* There is no fiscal impact associated with this workshop item.

C. Departmental Fiscal Review:

III. REVIEW COMMENTS

A. OFMB Fiscal and/or Contract Dev. and Control Comments:

 6/30/09

OFMB
CN 6/25/09

 6/29/09

Contract Dev. and Control

B. Legal Sufficiency:

 6/29/09

Assistant County Attorney

C. Other Department Review:

Department Director

REVISED 9/03
ADM FORM 01

(THIS SUMMARY IS NOT TO BE USED AS A BASIS FOR PAYMENT.)

Palm Beach County Board of County Commissioners

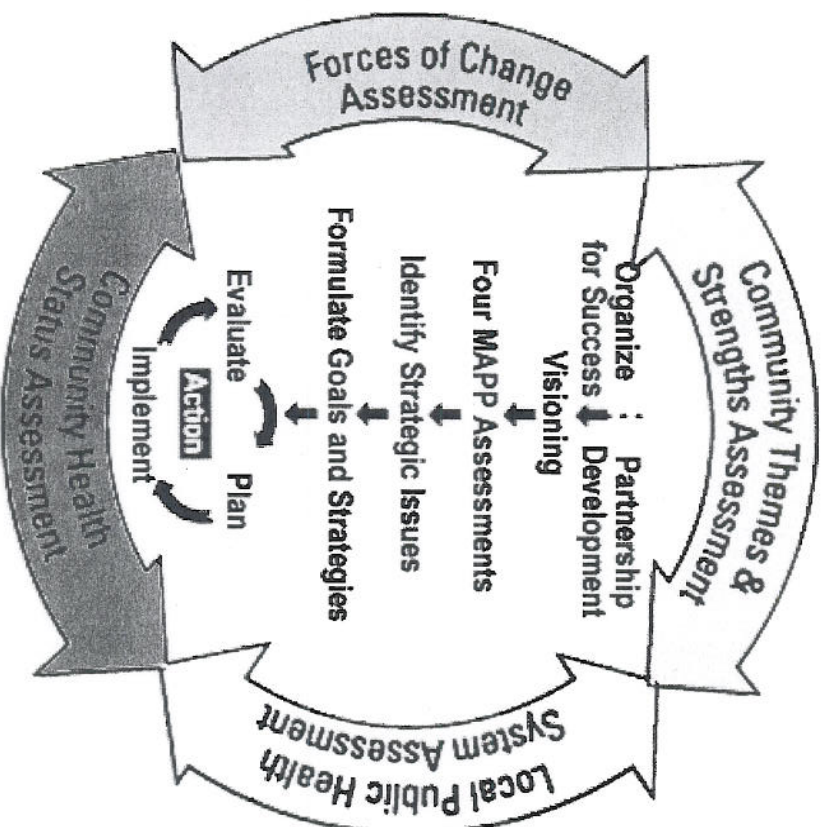
2003

Mobilizing for Action through Planning and Partnerships





- Orient commissioners and other attendees to the MAPP Process
- Explain how MAPP used a data-driven procedure to create 3 strategic issues by distilling facts from four assessments
- Demonstrate how we employed a prioritization method to accomplish the selection of Goals
- Describe and display the 3 Goals
- Display the strategies and work plans that have been successfully implemented which are now poised for evaluation
- Present the potential additional strategies the MAPP leadership team identified
- Demonstrate how a similar process could be used to make data-driven decisions regarding the distribution of FAA funds



Six phases

- Organize for Success and Partnership Development
- Visioning
- Four MAPP Assessments
 - Community Themes and Strengths
 - Local Public Health System
 - Community Health Status
 - Forces of Change
- Identify Strategic Issues
- Formulate Goals and Strategies
- Action Cycle
 - Plan
 - Implement
 - Evaluate

Two key interrelated activities:

- Organizing for Success
 - Decision made to do MAPP
 - Outline planning process
- Partnership Development
 - Identify and recruit partners
 - Form MAPP Committee




MAPP Leadership Team

MAPP Leadership Team members include:

- Jaime Estremera, CEO Elder Affairs
- Barbara Jacobowitz, CEO, Treasure Coast Health Council
- Dr. Earle Fox, CEO FPHI
- Dr. Dennis Gallon PBCC and his assignee, Dean Jacki Rogers
- Dwight Chenette and his assignee, Dr. Weiwora, Medical Director of the HCD
- Jeff Koons, Chair, BCC
- Jon Van Arnham, Assistant County Administrator
- Ann Killeets and Judith Klinik PBC School District
- Judge Krista Marx, Assistant Chief Judge PBC
- Col. Mike Gauger Deputy Sheriff, PBSO
- Paul Gionfriddo, President, Quantum Foundation
- Perry Borman, District Administrator, DCF
- Rev. Pam Cahoon: Cros Ministries
- Tana Ebbole, CEO CSC
- Wayne Cunningham CFO & Chuck Armstrong, CEO United Way
- Suzette Wexner, CEO Palm Healthcare Foundation
- Dr. Pat Liehr, Dean, Research and Scholarly activities at Christine E. Lynn College of Nursing at FAU
- Dr. Jean Malecki, Director, PBCHD
- Dr. Alina Alonso, Assistant Director, PBCHD
- Shelly Vana, Palm Beach County Commissioner

Phase II: Visioning Process



- Designed the visioning process
- Conducted the visioning process
- Formulated the vision statement and common values
- Kept the vision and values statements alive



Vision statement answers the question:
Where should we be headed?

Phase III: The Assessments



- Community Themes and Strengths Assessment
- The Forces of Change Assessment
- The Local Public Health System Assessment
- The Community Health Status Assessment

Assessment results answer the questions:
What is important to our community?
How is quality of life perceived in our community?

Community Themes and Strengths Assessment: Survey



- Gathered community input for questions
- Administered Surveys
- Indicated:
 - Quality of life perceptions
 - Healthy Community
 - Oral Perceptions
 - Sources of Health Information
 - Disaster Preparedness

Assessment results answer the questions:
What is important to our community?
How is quality of life perceived in our community?

The Forces of Change Assessment



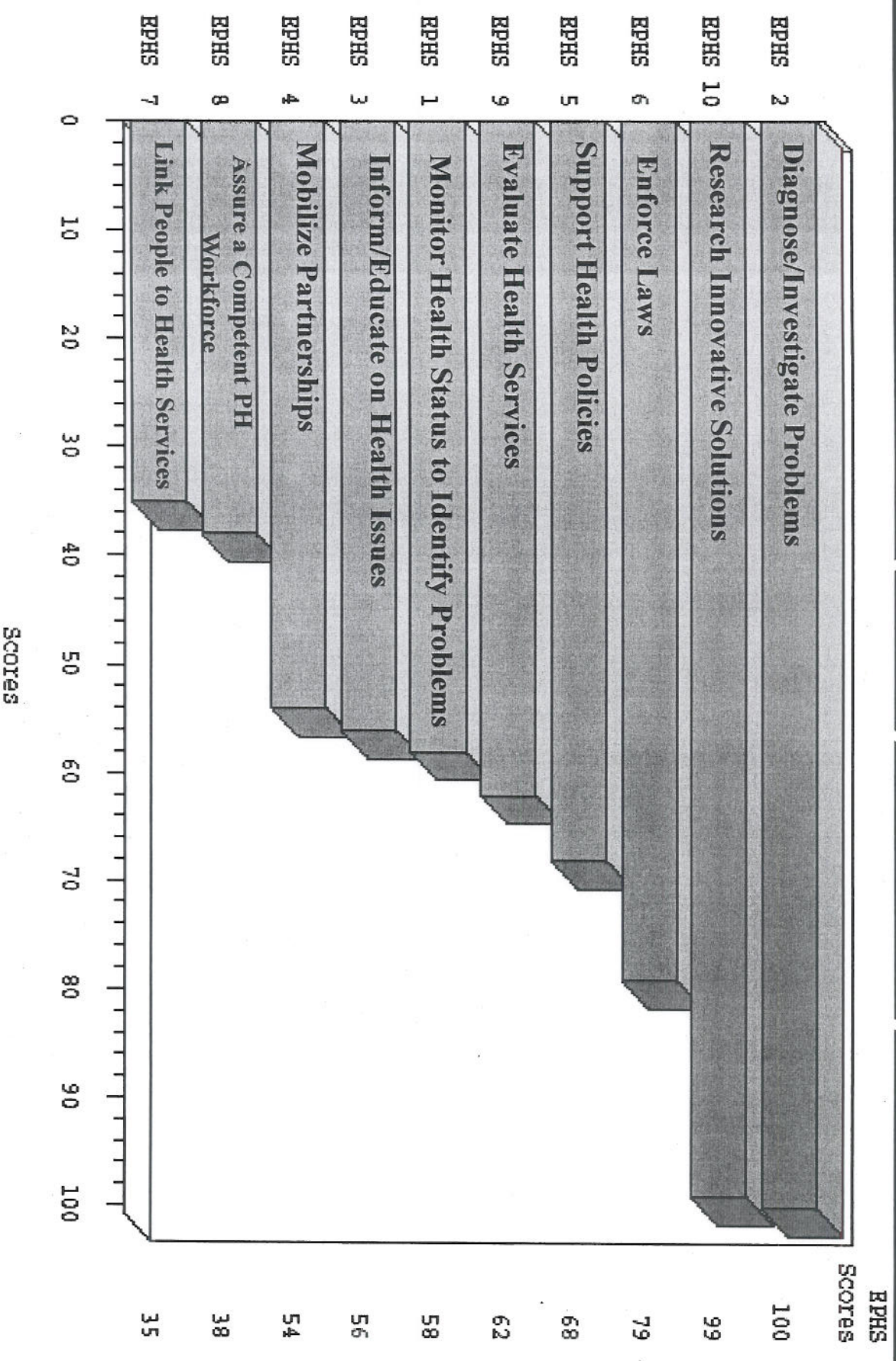
- Prepared for the assessment
- Convened sessions to identify forces of change by elements
- Identified potential Challenges and Opportunities
- A modified SWOT analysis



Assessment results answer the question:

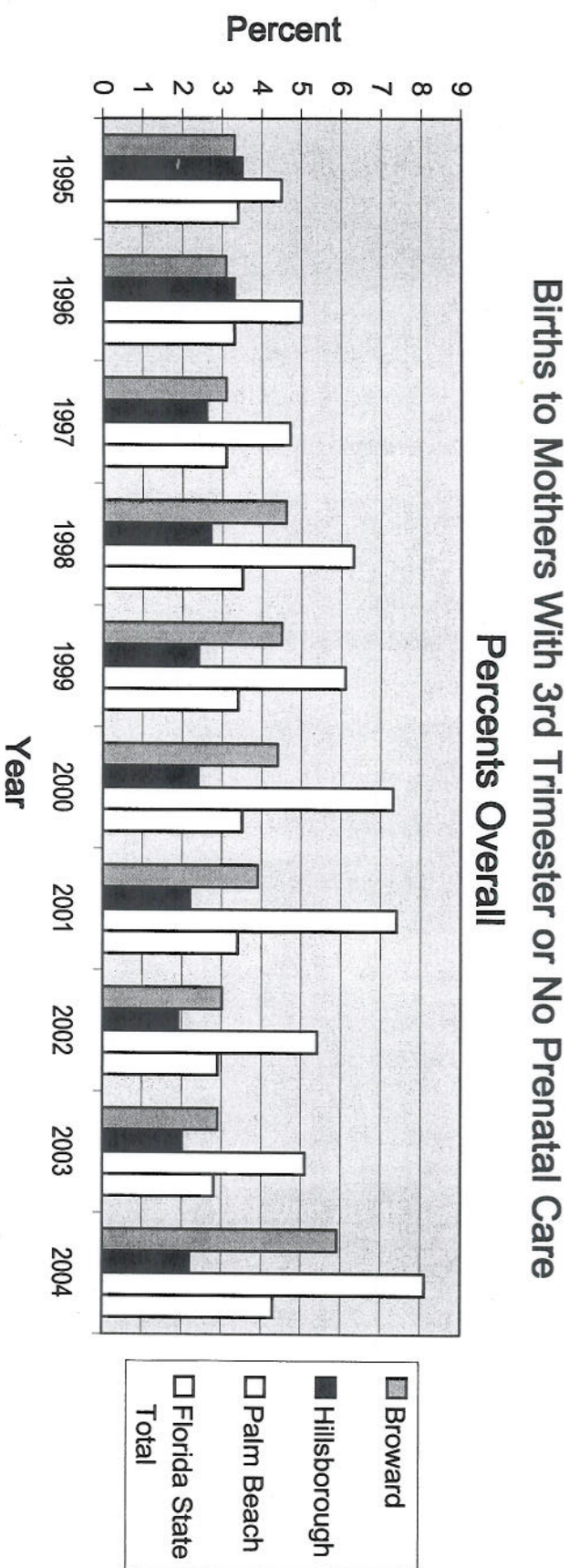
What is occurring or might occur that affects the health of our community?

Palm Beach County 10 Essential Public Health Service (EPHS) Summary Scores

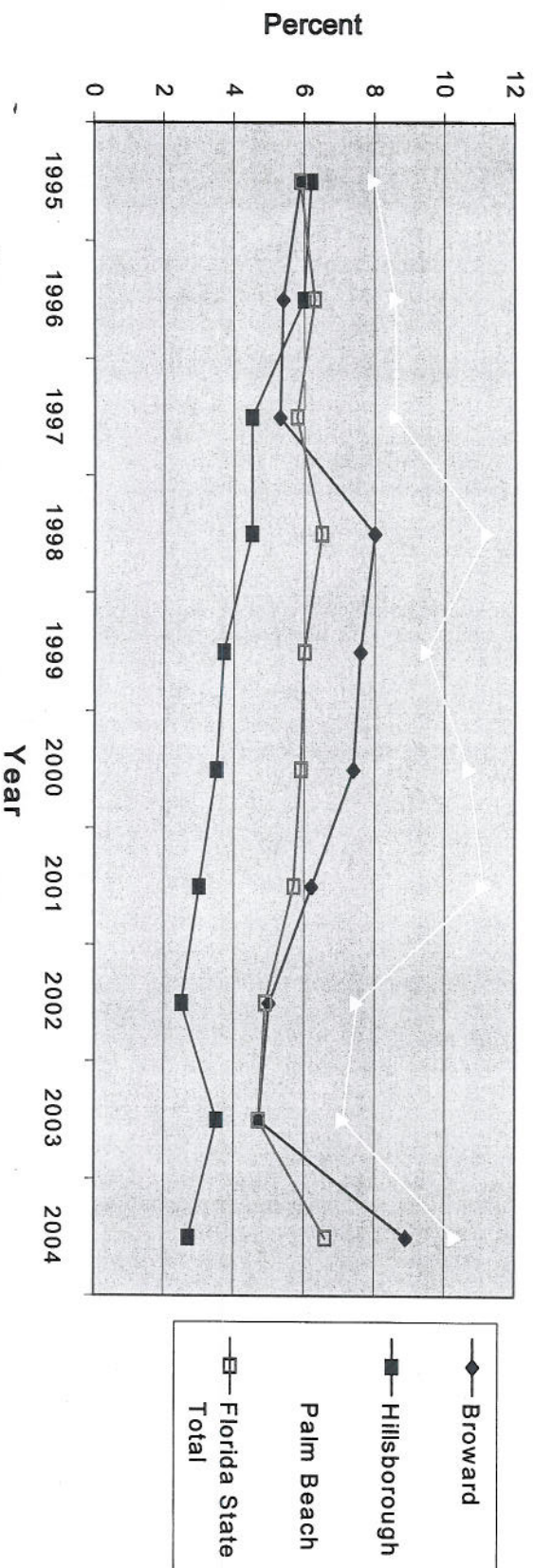


Births to Mothers With 3rd Trimester or No Prenatal Care **Ten Single-Year Percentages for All Races All Sexes**

FloridaCHARTS.com is provided by the Florida Department of Health, Office of Planning, Evaluation and Data Analysis.
 Data Source: Florida Department of Health, Office of Vital Statistics.

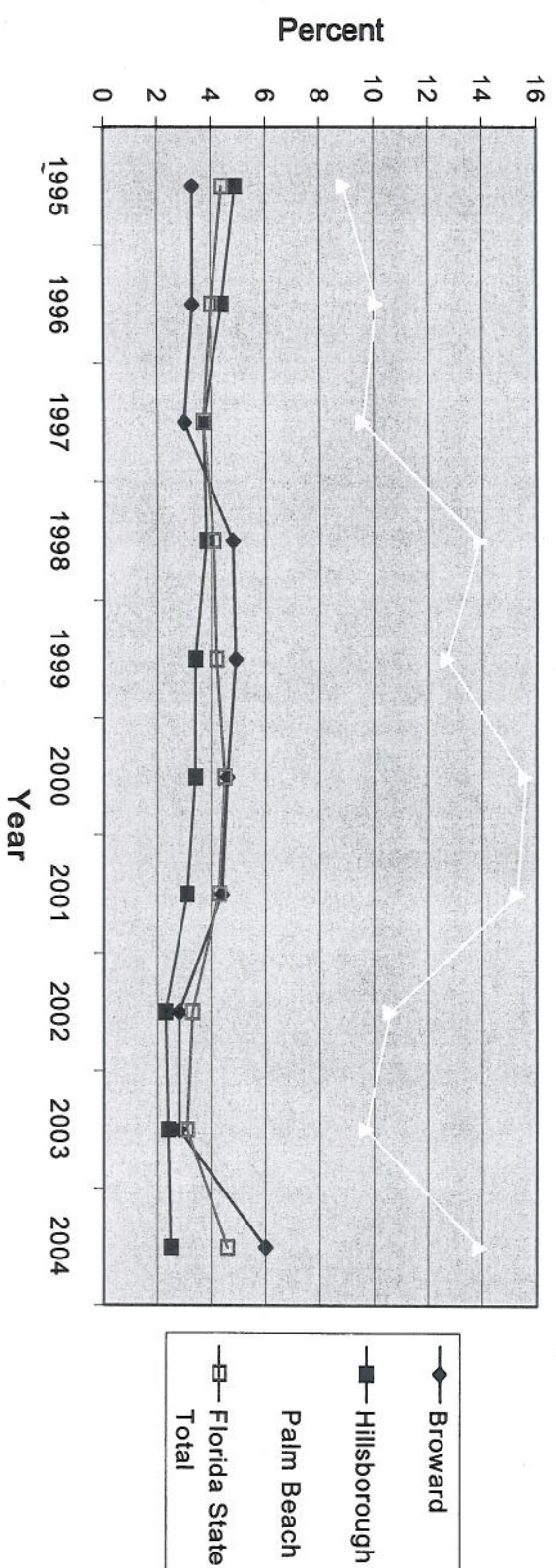


Births to Black Mothers With 3rd Trimester or No Prenatal Care Ten Single-Year Percentages for Black All Sexes



Data Source: FloridaCHARTS.com is provided by the Florida State Department of Health, Office of Planning, Evaluation and Data Analysis
Data Source: Florida Department of Health, Office of Vital Statistics

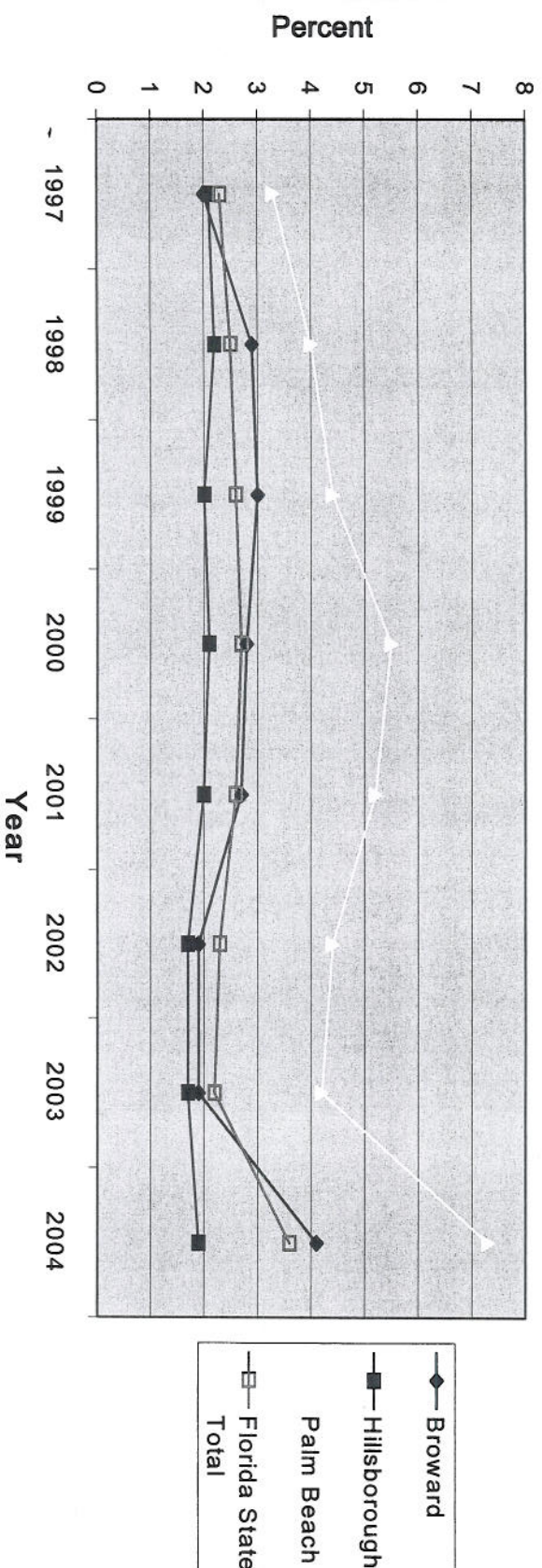
Births to Hispanic Mothers With 3rd Trimester or No Prenatal Care Ten Single-Year Percentages for Hispanic All Sexes



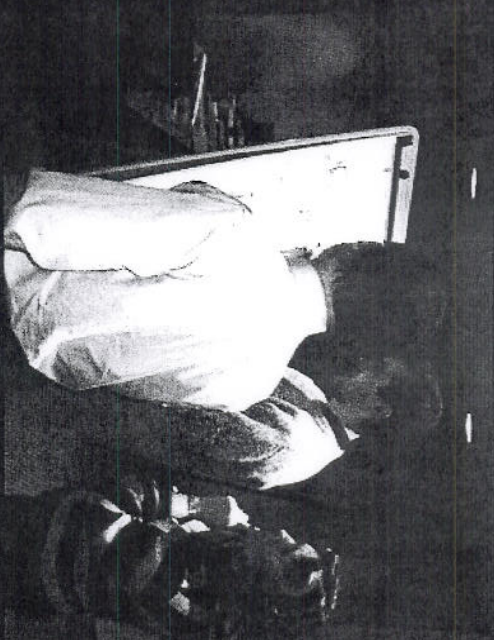
Data Source: Floridacharts.com is provided by the Florida State Department of Health, Office of Planning, Evaluation and Data Analysis
 Data Source: Florida Department of Health, Office of Vital Statistics

Births to White Mothers With 3rd Trimester or No Prenatal Care Ten Single-Year Percentages for White All Sexes

Births to White Mothers With 3rd Trimester or No Prenatal Care



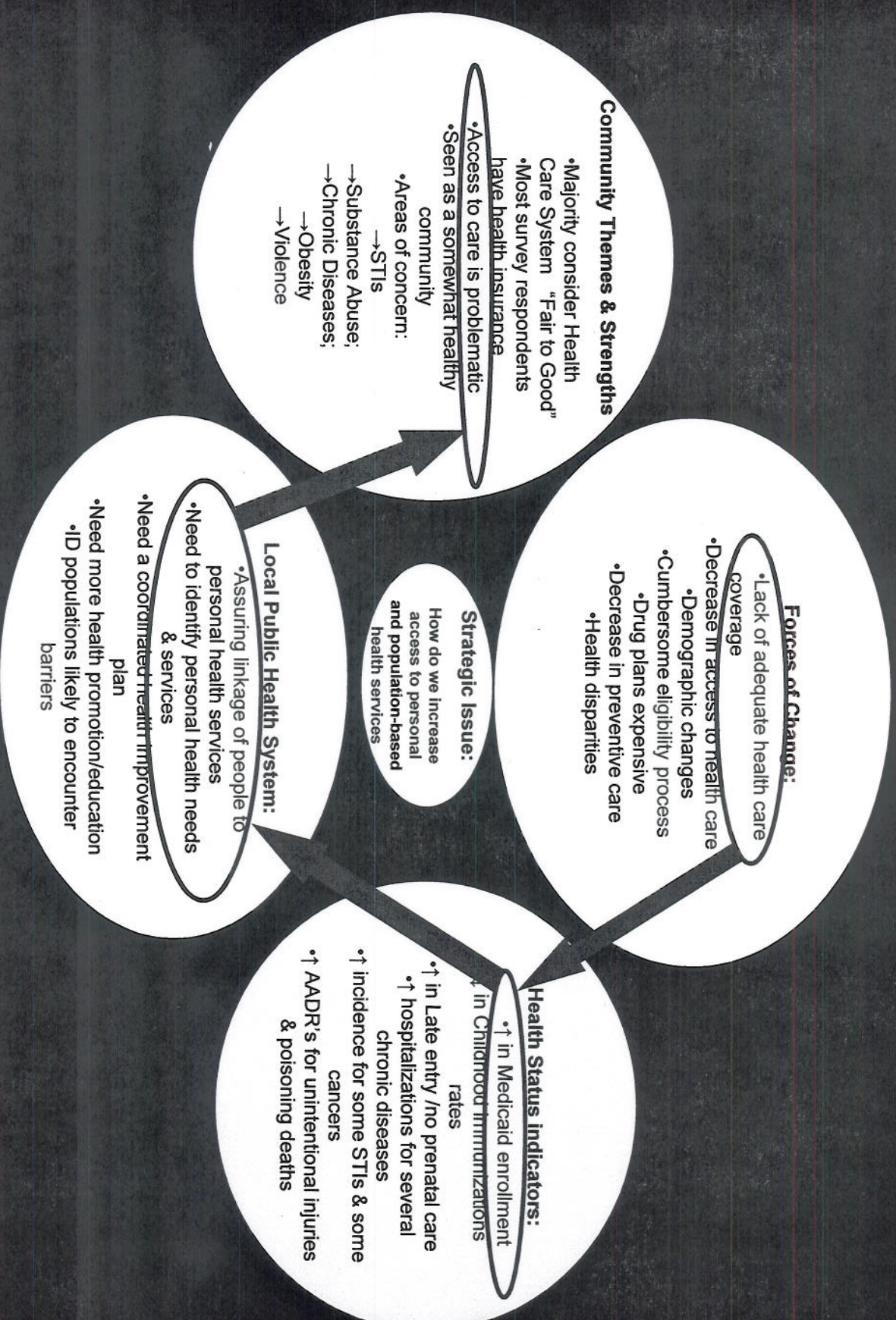
Data Source: FloridachARTS.com is provided by the Florida State Department of Health, Office of Planning, Evaluation and Data Analysis
Data Source: Florida Department of Health, Office of Vital Statistics



- 1) How will PBC consistently improve health outcomes of residents?
- 2) How will PBC link and provide quality, equitable, affordable and accessible health services?
- 3) What can we do to create an affordable, safe, and caring environment for all of our residents?



HEALTH DOMAIN



STRATEGIC ISSUES & COMMON THEMES

Common Themes

The 3 Strategic Issues

Access

Affordability

Linkage

Personal Responsibility

Education/Promoting

Awareness

Generational

Cultural

Preparedness

Effectiveness

Sustainability

-How will Palm Beach County

consistently improve the

health outcomes of

residents?

-How will Palm Beach County

link and provide quality,

equitable, affordable,

accessible services?

-What can we do to create an

affordable, safe and caring

environment for all

residents?

-
- Goals answer the question
 - “What do we want to achieve by addressing this strategic issue?”
 - Strategies answer the questions
 - “How do we want to achieve it? What action is needed?”
 - Goals and strategies provide a connection between current reality and vision

Voting Results on Goals

Workshop #6, March 07

| MAPP Action Theme | Goal | 3 Point | #Yellow 2 Points | #Red 1 Point | Total Points |
|--------------------------------------|--|---------|------------------|--------------|--------------|
| | | s | | | |
| Health Promotion | - Sustainable interventions that are evidence-based and/or based on a best practice model | 14 | 6 | 6 | 60 (#2) |
| | - A proactive, holistic approach to wellness | 0 | 3 | 2 | 8 (tied #13) |
| | - Personal empowerment and responsibility | 2 | 3 | 1 | 13 (#10) |
| | - Reduced morbidity and mortality | 0 | 2 | 0 | 4 (#15) |
| | - County-wide campaign incorporating a consistent message across varied disciplines | 2 | 7 | 10 | 30 (#4) |
| Outreach/Public Information | - Community advocacy committee for health issues | 1 | 3 | 3 | 12 (#11) |
| Collaborative Community Partnerships | - Collaborative partnerships that promote an environment of healthy behaviors, affordability accountability, and awareness | 6 | 7 | 5 | 37 (#3) |
| | - Language, literacy, and cultural competencies | 1 | 3 | 7 | 16 (#8) |
| | - Intra/multi modal connectivity, (e.g. technology, transportation, environment and access to services) | 3 | 2 | 2 | 15 (#9) |
| | - A "green" community | 3 | 7 | 3 | 26 (#5) |
| | - Engaged community to address crime prevention and safety issues | 1 | 2 | 4 | 11 (#12) |
| An Integrated Continuum of Care | - A system to link eligible participants to relevant and available services with a focus on vulnerable populations | 21 | 11 | 8 | 93 (#1) |
| | - A coordinated continuum of care | 6 | 2 | 2 | 24 (#6) |
| | - A single point of access for services | 4 | 3 | 5 | 23 (#7) |
| | - Alternative /complementary approaches to health | 0 | 3 | 2 | 8 (tied #13) |

Strategic Issues:

1. How will Palm Beach County consistently improve the health outcomes of residents?
2. How will Palm Beach County link and provide quality, equitable, affordable and accessible services?
3. What can we do to create an affordable, safe and caring environment for all residents?

| Targeted Essential Health Services | | |
|--|--|--|
| Link to Services | Empower, Inform and Educate | Mobilize Partnerships |
| MAPP Action Themes: | | |
| An Integrated Continuum of Care | Health Promotion/Outreach Public Information | Collaborative Community Partnerships |
| Selected Prioritized Goals: | | |
| 1. A system to link eligible participants to relevant and available services with a focus on vulnerable populations | 2. Sustainable interventions that are evidence-based and/or based on a best practice model | 3. Collaborative partnerships that promote an environment of healthy behaviors, affordability, accountability and awareness |
| Strategies | | |
| 1. Support Expansion of Federally Qualified Health Centers and Free Clinics <ul style="list-style-type: none">• Centering Program• Mobile Dental Van• Ave. P, F St., Delray, Pahokee,• Free Clinics (Cardad: Care Link, Foundcare & Medical Society: Access) 2. Assist in Linkage of CJC to: <ul style="list-style-type: none">• Mental Health• Substance Abuse• Primary Health Care• W/Integration with PBCSO Examples of possible strategies <ol style="list-style-type: none">3. Investigate and Improve Health Insurance Coverage4. Develop and Implement universal intake & referral5. Evaluate and enhance Health Care System for PBC | Example of a Possible Strategy 1. Participate in establishing the selection and implementation of evidence-based, promising or best practice interventions | Example of a Possible Strategy 1. Participate in constructing a critical needs and Gaps analysis to determine prioritization and allocations for CAC |

Goal 1: A system to Link eligible participants to relevant and available services with a focus on special populations

Implemented Strategies

- Expand FQHC's and Clinics
- Support CJC

Proposed additional Strategies

- Investigate Improve Health Insurance Coverage
- Develop & implement Universal Intake & Referral
- Evaluate and enhance health care system for PBC

Goal 2: Sustainable Interventions that are evidence-based and/or based on a promising or best practice model

- What is Evidence-based Practice?
Examples: NFP, & Water Fluoridation
- What is a Promising Practice?
Examples: Quit-lines & Peer Navigators for HIV
- What is a Best Practice?
Examples: Walkable communities & School-based Interventions for Obesity

A potential Strategy:


- Align and participate with CSC's initiative to determine and implement interventions which are Evidence-based.

Goal 3: Collaborative partnerships that promote an environment of healthy behaviors, affordability, accountability and awareness

Potential Strategy

- Assist CAC in developing data-driven processes to guide FAA distributions

Phase VI: The Action Cycle



Examples of Success

FQHC expansion

- New Site: Delray
- Ave. P. / Women's Wellness
- F Street, Lake Worth
- Pahokee in DMV
- Dental expansion @ 45th Street
- Westgate, Florida Health Centers
- Boynton Beach, Jays Ministries

Demonstration of how MAPP data-driven processes can assist CAC in making funding decisions for FAA distributions

- MAPP Assessment methodology can yield critical population-based descriptions of topic areas and needs and gaps assessments of topic areas
- Results of assessments and work plans can be used as recommendations for service priorities and funding distributions

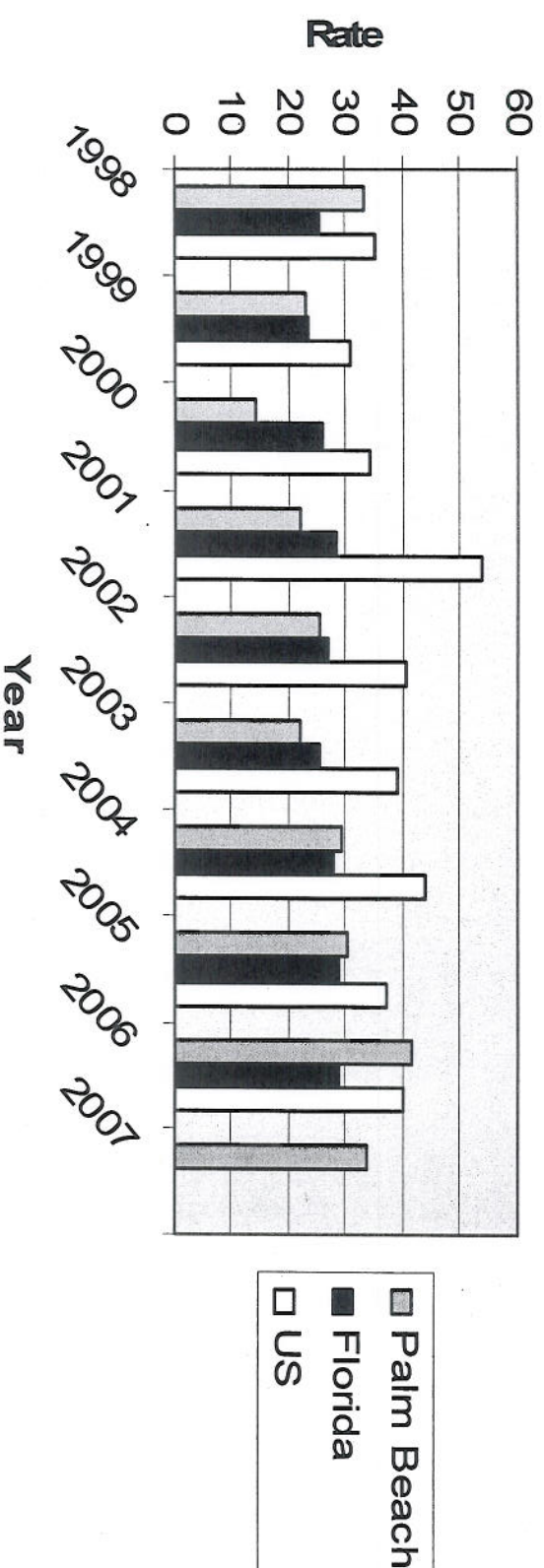
Example of a CAC topic as a data point:
Potentially Avoidable Hospitalizations
due to a Drug Abuse Disorder

The substance abuse topic is
pulled from Tier 1 of the CAC
designations

Hospitalizations due to Drug Dependence

| | 1998 | 1999 | 2000 | 2001 | 2002 | 2003 | 2004 | 2005 | 2006 | 2007 |
|-------------------|------|------|------|------|------|------|------|------|------|------|
| Palm Beach | 33.4 | 22.8 | 14.2 | 21.9 | 25.4 | 21.9 | 29.3 | 30.1 | 41.5 | 33.8 |
| Florida | 25.3 | 23.6 | 25.9 | 28.1 | 27 | 25.3 | 27.9 | 28.9 | 28.8 | |
| US | 35.1 | 30.5 | 34.1 | 53.7 | 40.5 | 38.9 | 44.1 | 36.9 | 40.2 | |

Hospitalizations Due to Drug Dependence



Drug-related Deaths in PBC (2005)

- There were a total of 638 autopsied drug-related deaths in the County
- Of the 638 autopsied deaths, 239 (38%) were determined to be deaths directly caused by drugs, this number includes suicides, and 399(62%) had drugs present at the time of autopsy
- The 638 deaths does not include the number of drug-related deaths where a physician determined that the death was from a natural cause
- Therefore, there are an undetermined number of drug-related deaths in the County and it would be impossible to estimate that number at this time without a policy change

Highest Number of Cocaine-related Deaths (Present and Cause) 2006

- West Palm Beach (197)
- Jacksonville (195)
- Orlando (165) (Peer district)
- Miami (162)
- St. Petersburg (138)
- Ft. Lauderdale (136) (Peer district)
- Tampa (115) (Peer district)

Next Steps

1. Our next MAPP meeting is being arranged now
2. We will meet monthly until we have built a Community Health improvement plan
3. We will meet as needed as we implement and evaluate the CHIP