

PALM BEACH COUNTY
BOARD OF COUNTY COMMISSIONERS
AGENDA ITEM SUMMARY

=====

Meeting Date:	November 17, 2009	Consent []	Regular []
		Public Hearing [X]	
Submitted By:	Water Utilities Department		
Submitted For:	Water Utilities Department		

=====

I. EXECUTIVE BRIEF

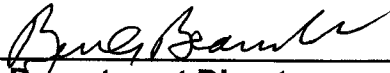

Motion and Title: Staff recommends motion to adopt: an Ordinance of the Board of County Commissioners of Palm Beach County, Florida, amending Ordinance No. 07-003, as amended by Ordinance 09-004, providing a revised schedule of rates and Equivalent Residential Irrigation Connection (ERIC) values for reclaimed water services; providing for repeal of laws in conflict; providing for severability; providing for captions, and providing for an effective date.

Summary: On March 17, 2009, the Board of County Commissioners (Board) approved an ordinance (Ordinance No. 2009-004) which revised potable water, wastewater, and reclaimed water rates and charges effective May 1, 2009, including a new rate structure for reclaimed water service. Previously, reclaimed water customers paid no connection fees. Under the revised rates, new reclaimed water customers are required to pay connection fees, but pay lower monthly base facility fees than the existing customer who has not paid connection fees. Base facility fees are established by meter size and have historically been based on 750 gallons of usage per day for each ERIC. The increased emphasis on monthly base facility charges and water restrictions imposed by the South Florida Water Management District have caused significant changes in reclaimed water usage patterns. It has also resulted in much larger than expected increases in reclaimed water charges to large reclaimed water users. The Water Utilities Department (Department) has asked its rate consultants to review the rates and usage patterns, and the consultants' recommendation is to reduce the non-residential monthly base facility fees for reclaimed water by approximately 29% due to a revision in the ERIC value from 750 gallons per day to 1,050 gallons per day. The Department is recommending that the rates be revised and that the revised ERIC values and associated rates be retroactive to May 1, 2009, based on the updated information. The commodity rate will remain the same at \$0.21 per 1,000 gallons. Countywide (MJ)

Background and Justification: The Department has always relied on its rate consultants to recommend rates, fees, and charges that fairly allocate the cost of service to those customers who receive the service. When rates were adjusted in March 2009, the ERIC value was not adjusted because there was insufficient data to analyze the effect of water restrictions or the potential effect of the change in rate structure.

Attachments:

- 1. Ordinance with Exhibit "A"
- 2. Black-line Version of Exhibit "A"
- 3. Reclaimed Water Service Study

Recommended By:	 Department Director	10/19/09 Date
Approved By:	 Assistant County Administrator	10/27/09 Date

II. FISCAL IMPACT ANALYSIS

A. Five Year Summary of Fiscal Impact:

Fiscal Years	2010	2011	2012	2013	2014
Capital Expenditures	<u>0</u>	<u>0</u>	<u>0</u>	<u>0</u>	<u>0</u>
External Revenues	<u>(\$310,000)</u>	<u>(\$218,000)</u>	<u>(\$224,000)</u>	<u>(\$231,000)</u>	<u>(\$238,000)</u>
Operating Expenses	<u>0</u>	<u>0</u>	<u>0</u>	<u>0</u>	<u>0</u>
In-Kind Match County	<u>0</u>	<u>0</u>	<u>0</u>	<u>0</u>	<u>0</u>
NET FISCAL IMPACT	<u>\$310,000</u>	<u>\$218,000</u>	<u>\$224,000</u>	<u>\$231,000</u>	<u>\$238,000</u>
# ADDITIONAL FTE POSITIONS	<u>0</u>	<u>0</u>	<u>0</u>	<u>0</u>	<u>0</u>
(Cumulative)	<u>0</u>	<u>0</u>	<u>0</u>	<u>0</u>	<u>0</u>
Budget Account No.:	Fund _____	Dept _____	Unit _____	Object _____	
Various					

Is Item Included in Current Budget? Yes No X

Reporting Category


B. Recommended Sources of Funds/Summary of Fiscal Impact:

The retroactive credit of the proposed 29% reduction in reclaimed base facility fees will amount to approximately \$98,000. The fee reduction will result in reduced reclaimed revenue by approximately \$212,000 in FY2010, resulting in a total decrease of \$310,000 for FY 2010. The reduction is expected to increase annually by an assumed 3% indexing.

C. Department Fiscal Review: 


III. REVIEW COMMENTS

A. OFMB Fiscal and/or Contract Development and Control Comments:

 10/22/09
OFMB 10/22/09

 10/23/09
Contract Development and Control

B. Legal sufficiency:

 10/26/09
Assistant County Attorney

C. Other Department Review:

Department Director

BCC has yet to approve ordinance form on preliminary reading (11/3/09)

This summary is not to be used as a basis for payment.

ORDINANCE NO. ____

AN ORDINANCE OF THE BOARD OF COUNTY COMMISSIONERS OF PALM BEACH COUNTY, FLORIDA, AMENDING ORDINANCE NO. 07-003, AS AMENDED BY ORDINANCE NO. 09-004, PROVIDING A REVISED SCHEDULE OF RATES AND EQUIVALENT RESIDENTIAL IRRIGATION CONNECTION (ERIC) VALUES FOR RECLAIMED WATER SERVICE; PROVIDING FOR REPEAL OF LAWS IN CONFLICT; PROVIDING FOR SEVERABILITY; PROVIDING FOR CAPTIONS; AND PROVIDING FOR AN EFFECTIVE DATE.

WHEREAS, the Board of County Commissioners, through its Water Utilities Department, provides potable water, wastewater, and reclaimed water services to approximately 507,000 citizens of Palm Beach County; and

WHEREAS, the Water Utilities Department operates as an enterprise fund of the County and therefore must recover the costs of operation through rates, fees, and charges for services rendered; and

WHEREAS, Section 153.11, Florida Statutes, requires that such rates, fees and charges shall be so fixed and revised as to provide funds, with other funds available for such purposes, sufficient at all times to pay the cost of maintaining, repairing and operating the system or systems including the reserves for such purposes and for replacements and depreciation and necessary extensions, to pay the principal of and the interest on the water revenue bonds and/or sewer revenue bonds as the same shall become due and the reserves there for, and to provide a margin of safety for making such payments; and

WHEREAS, such rates, fees and charges shall be just and equitable and may be based or computed upon the quantity of water consumed and/or upon the number and size of sewer connections or upon the number and kind of plumbing fixtures in use in the premises connected with the sewer system or upon the number or average number of persons residing or working in or otherwise connected with such premises or upon any other factor affecting the use of the facilities furnished or upon any combination of the foregoing factors; and

WHEREAS, Water Utilities revenue bond covenants require the County to establish and maintain rates and collect such fees, rentals or other charges for services and facilities and to revise same from time to time whenever necessary, in order to meet debt service and debt service reserve requirements; and

WHEREAS, the Water Utilities Department's rate consultants have completed a review of the Department's reclaimed water rates and consumption patterns and have recommended changes to Equivalent Residential Irrigation Connection (ERIC) factors and a reduction in monthly base facility fees for reclaimed water service; and

WHEREAS, the Water Utilities Advisory Board has approved the proposed rates, fees, and charges.

NOW, THEREFORE, BE IT ORDAINED BY THE BOARD OF COUNTY COMMISSIONERS OF PALM BEACH COUNTY, FLORIDA, that:

SECTION 1. AMENDMENT TO ORDINANCE NO. 07-003, AS AMENDED BY ORDINANCE NO 09-004.

Section 1 of Ordinance No. 07-003, as amended by Ordinance 09-004, is hereby amended as follows: The revised schedule of rates, fees, and charges shown at Exhibit

"A", which is attached hereto and incorporated herein, is hereby adopted. The rates, fees, and charges set forth in Exhibit "A" shall become effective on December 1, 2009, and will appear on monthly bills rendered on and after January 1, 2010. Revised ERIC values set forth in Exhibit "A" shall be retroactive to May 1, 2009, and reclaimed water customers will be credited for the rate differential resulting from the change in ERIC values retroactive to May 1, 2009.

SECTION 2. REPEAL OF LAWS IN CONFLICT.

All local laws and ordinances in conflict with any provisions of this Ordinance are hereby repealed to the extent of such conflict.

SECTION 3. SEVERABILITY.

If any section, paragraph, sentence, clause, phrase, or word of this Ordinance is for any reason held by the Court to be unconstitutional, inoperative, or void, such holding shall not affect the remainder of this Ordinance.

SECTION 4. CAPTIONS.

The captions, section headings, and section designations used in this Ordinance are for convenience only and shall have no effect on the interpretation of the provisions of this Ordinance.

SECTION 5. EFFECTIVE DATE.

The provisions of this Ordinance shall become effective upon filing with the Department of State.

APPROVED and ADOPTED by the Board of County Commissioners of Palm Beach County, Florida, on this the _____ day of _____, 2009.


SHARON R. BOCK, CLERK
AND COMPTROLLER

PALM BEACH COUNTY, FLORIDA, BY ITS
BOARD OF COUNTY COMMISSIONERS

By: _____
Deputy Clerk

By: _____
, Chair

APPROVED AS TO FORM AND
LEGAL SUFFICIENCY

By:  _____
County Attorney

EFFECTIVE DATE: Filed with the Department of State on the _____ day of _____, 2009.

CHAPTER 6—FEES

(EXHIBIT “A”)

GENERAL

All fees identified herein may also be subject to a Franchise Fee, with said Franchise Fee to be added to the standard fees listed.

6.1 ERC AND ERIC EQUIVALENCIES

6.1.1 ERC EQUIVALENCIES

The number of ERCs for a project is determined using the following factors:

Type of Service	ERC Equivalency Factor
Residential – per meter	
Single-Family	
5/8" X ¾"	1.00
1"	2.90
1 1/2"	4.50
2"	9.80
Multi-Family per Dwelling Unit for All Meter Sizes	.70
Multi-Family Limited Service	.40
Unmetered Wastewater Only	By Department Analysis
Non-Residential – per meter	
5/8" X ¾"	1.50
1"	5.80
1-1/2"	10.00
2"	16.25
3"	43.70
4"	66.80
6"	By Department Analysis
Unmetered Wastewater Only	By Department Analysis

6.1.2 ERIC EQUIVALENCIES

The number of ERICs for a project is determined using the following factors:

Type of Service	ERIC Equivalency Factor	Projected Average Usage in Gallons per Day
Residential – per meter		
5/8" X ¾"	1.0	1050
Non-Residential and/or Master Metered Projects – per meter		
5/8" X ¾"	1.1	1,155
1"	5.7	5,985
1 ½"	14.3	15,015
2"	30.7	32,235
3"	67.1	70,455
4"	183.6	192,780
6"	392.1	411,705
8"	697.1	731,955
10"	1085.7	1,139,985

6.2 PLAN REVIEW AND INSPECTION FEES

6.2.1 CONSTRUCTION PLAN REVIEW FEE

Payable at the time of plan submission for potable water, reclaimed water and/or wastewater projects

- Residential - \$50.00 per dwelling unit for individual or combined service with a \$750.00 minimum.
- Non-Residential - \$50.00 per ERC based on meter size for individual or combined service with a \$750.00 minimum.

6.2.2 CONSTRUCTION INSPECTION FEE

Four percent (4%) of total estimated cost as provided by the developer and approved by the Department for all potable water, reclaimed water and/or wastewater construction improvements with a \$500.00 minimum for Residential and Non-Residential projects. The inspection fees for "Department required" oversized facilities shall be based on construction cost estimates for the "Development required" facilities, subject to minimum sizes as specified in Chapter 3 of the Uniform Policies and Procedures Manual. This fee is due prior to the pre-construction conference. If the actual construction cost values stated on the "Attachment to the Bill of Sale" exceed the Engineer's cost estimate by \$25,000 or more, then additional construction inspection fees equal to four percent (4%) of the difference between the Engineer's cost estimate and the actual construction values must be paid to the Department prior to any water meters being released.

6.3 SERVICE INITIATION FEES

Service Initiation Fees shall include all applicable Guaranteed Revenue Fees, Connection Fees, Service Installation Fees, Fireline Connection Fees and Franchise Fees.

6.3.1 GUARANTEED REVENUE FEES:

An amount equal to sixty (60) months of Guaranteed Revenue Fees is due at the time of service initiation.

Mandatory Agreement Payment per ERC (equal to 12 months):

Potable Water	\$172.44
Reclaimed Water	\$0.00
Wastewater	\$242.04
Combined Potable Water & Wastewater	\$414.48

Guaranteed Revenue Monthly Fee per ERC:

Potable Water	\$14.37
Reclaimed Water	\$0.00
Wastewater	\$20.17
Combined Potable Water & Wastewater	\$34.54

6.3.2 CONNECTION FEES:

TYPE OF SERVICE	POTABLE WATER	WASTEWATER	COMBINED POTABLE WATER & WASTEWATER	RECLAIMED WATER (1)
Residential				
Single Family				
5/8 x 3/4"	\$1,500	\$2,500	\$4,000	\$450
1"	\$4,350	\$7,250	\$11,600	N/A
1 1/2"	\$6,750	\$11,250	\$18,000	N/A
2"	\$14,700	\$24,500	\$39,200	N/A
Multi-Family				
Per dwelling unit	\$1,050	\$1,750	\$2,800	N/A
Limited service	\$600	\$1,000	\$1,600	
Non-Residential				
5/8 x 3/4"	\$2,250	\$3,750	\$6,000	\$675
1"	\$8,700	\$14,500	\$23,200	\$3,600
1 1/2"	\$15,000	\$25,000	\$40,000	\$9,000
2"	\$24,375	\$40,625	\$65,000	\$19,350
3"	\$65,550	\$109,250	\$174,800	\$42,300
4"	\$100,200	\$167,000	\$267,200	\$115,650
6"	Based on usage	Based on usage	Based on usage	\$247,050
8"	Based on usage	Based on usage	Based on usage	\$439,200
10"	Based on usage	Based on usage	Based on usage	\$684,000

(1) A 20% discount applies to these rates for lake delivery service.

6.3.3 SERVICE INSTALLATION FEES

If a Property Owner requests to have a water meter installed, and the site is not ready for meter installation, the work area will be tagged and the reason for not installing the meter shall be indicated. The Department will return a second time for installation at no charge. If the site still is not ready, a trip fee must be paid prior to each subsequent visit to the site.

Potable Water Service Installation Fees

Meter Size	Meter Drop Fee	Service Installation Fee Without Tap	Service Installation Fee With Tap
5/8" X 3/4"	\$280	\$425	\$2,200
1"	\$340	\$560	\$2,600
1 1/2"	\$670	\$1,500	\$3,200
2"	\$1,580	\$2,200	\$4,300
3"*	\$2,100	**	**
4"*	\$3,150	**	**
6"*	\$5,600	**	**

Reclaimed Water Service Installation Fees

Meter Size	Meter Drop Fee	Service Installation Fee Without Tap	Service Installation Fee With Tap
5/8" X 3/4"	\$280	\$425	\$2,200
1"	\$340	\$560	\$2,600
1 1/2"	\$670	\$1,500	\$3,200
2"	\$1,580	\$2,200	\$4,300
3"	\$2,100	**	**
4"	\$3,150	**	**
6"	\$5,600	**	**

* Installation of compound meters requires an additional \$150 meter drop fee.

** All services 3" and larger are to be provided and installed by the Customer at the Customer's sole expense; however, the Department will assess a Meter Drop Fee and install the meter. A road crossing fee of \$600 per improved travel lane will be assessed in addition to the above fees for service lines 2" and smaller.

Wastewater Service Installation Fees-At Cost

6.3.4 FIRE SPRINKLER SYSTEM CONNECTION FEES

Customer Class	Typical Backflow Prevention Assembly Size	Fire Line Connection Fee
Single Family or Duplex Residential (NFPA Type 13d)	N/A	None
Multi-Family Residential* (NFPA Type 13r)	All Sizes	\$12,400
Non-Residential** (NFPA Type 13r)	4 inches or smaller	\$23,160
Non-Residential** (NFPA Type 13r)	6 inches	\$57,000
Non-Residential** (NFPA Type 13r)	>6 inches	\$90,700

* For billing purposes, the connection fee applies for each fire line connection to PBCWUD's potable water system.

** For billing purposes, the connection fee is based on the size of the backflow prevention assembly.

6.4 ACCOUNT DEPOSITS

Potable Water Meter Size (inches)	Account Deposit for Individual or Combined Service
5/8" x 3/4"	\$110.00
1"	\$240.00
1-1/2"	\$400.00
2"	\$675.00
3"	\$1,215.00
4"	\$1,890.00
6"	\$4,050.00
8"	\$5,400.00
Wastewater Only	\$110.00
Reclaimed Water Only	\$110.00
5/8" x 3/4" Hydrant Meter	\$270.00
3" Hydrant Meter	\$1,350.00

6.5 PRETREATMENT FEES

6.5.1 INDUSTRIAL WASTEWATER DISCHARGE PERMIT FEE

Significant Industrial Users (SIU) will be billed \$300 on an annual basis for an Industrial Wastewater Discharge Permit Fee. Other Industrial Users requiring an Industrial Wastewater Discharge Permit will be billed \$300 on an annual basis.

6.5.2 OGI FEE

All facilities having an OGI will be billed \$300 per account on an annual basis.

6.5.3 MONTHLY INDUSTRIAL WASTE SURCHARGE (IWS)

An IWS shall be billed to and paid by IUs exceeding discharge standards as calculated below. The IWS shall not exceed the total charge for water and wastewater base facility fees and commodity fees for the month in which the IWS is charged.

IWS CALCULATION

- IWS = $8.34(V)[\$0.45^1 (B.O.D. - 400) + \$0.18^2 (SS - 400) + \$1.46^3 (OG - 100)]$
Industrial Waste Surcharge in dollars per month
- 8.34 = Conversion factor of 1 milligram per liter (mg/L) = 8.345 lbs/million gallons
- V = Volume in million gallons per month based on metered water
- B.O.D. = Biochemical Oxygen Demand - 5 days @ 20° Celsius (C), in mg/L
- SS = Suspended Solids of industrial waste in mg/L
- OG = Oil and Grease in mg/L
- ¹ = Capital and operating costs per mg/L per million gallons for B.O.D. greater than 400 mg/L
- ² = Capital and operating costs per mg/L per million gallons of suspended solids greater than 400 mg/L
- ³ = Capital and operating costs per mg/L per million gallons of oil and grease greater than 100 mg/L

6.6 MONTHLY CUSTOMER FEES

6.6.1 RESIDENTIAL

Type of Fee		Potable Water	Wastewater	Combined Potable Water & Wastewater	Reclaimed Water (3)
Monthly Customer Account Fee ¹ (Multi-Family Accounts Only)		\$ 2.50	\$ 2.50	\$ 2.50	
Monthly Base Facility Fee: Multi-Family (per dwelling unit)		\$ 7.72	\$ 11.63	\$ 19.35	
Single-Family (per meter)					
5/8" X 3/4"		\$ 10.36	\$11.63	\$ 21.99	
1"		\$ 25.30	\$ 34.30	\$ 59.60	
1 1/2"		\$ 37.85	\$ 52.68	\$ 90.53	
2"		\$ 78.91	\$115.17	\$194.08	
Potable Water & Wastewater Commodity Fee per 1,000 gallons:					
0-4		\$ 1.03	\$ 1.41	\$ 2.44	
5-10		\$ 2.32	\$ 3.31	\$ 5.63	
11-25		\$ 5.82	\$ 0.00	\$ 5.82	
Over 25		\$ 7.23	\$ 0.00	\$ 7.23	
Monthly Fire Line Base Facility Fee per size of backflow device:					
2"		\$ 11.52			
3"		\$ 21.69			
4"		\$ 36.14			
6"		\$ 72.29			
8" and above		\$115.66			

6.6 MONTHLY CUSTOMER FEES

6.6.1 RESIDENTIAL (Continued)

Type of Fee		Potable Water	Wastewater	Combined Potable Water & Wastewater	Reclaimed Water (3)
Monthly Reclaimed Water Base Facility Fee:					
5/8" x 3/4" for Customers who have paid Reclaimed Water Connection Fees					\$ 2.49
5/8" x 3/4" for Customers who have not paid Reclaimed Water Connection Fees					\$ 5.06
Commodity Fee per 1,000 gallons					\$ 0.21
Monthly Un-metered Wastewater Fee assessed per ERC ²			\$ 22.48		

- 1 Potable Water or Wastewater Customers will not be assessed with additional Customer Account Fees for the addition of Reclaimed Water Service.
- 2 Includes monthly Base Facility, Customer Account Fee, and Commodity Fees.
- 3 A 20% discount applies to these rates for lake delivery service.

6.6.2 NON-RESIDENTIAL

Type of Service	Potable Water	Wastewater	Combined Potable Water & Wastewater	Reclaimed Water (3)
Monthly Base Facility Fee:				
5/8" x 3/4"	\$ 19.48	\$ 24.50	\$ 43.98	
1"	\$ 66.34	\$ 93.73	\$160.07	
1-1/2"	\$ 105.55	\$153.15	\$ 258.70	
2"	\$ 179.06	\$ 274.45	\$ 453.51	
3"	\$ 474.33	\$ 704.49	\$ 1,178.82	
4"	\$ 731.63	\$1,078.17	\$ 1,809.80	
6" and larger based upon projected water usage				
Potable Water and Wastewater Commodity Fee per 1,000 gallons based on meter size:				
5/8" x 3/4"				
0-14,000 gallons	\$ 1.22	\$ 1.65	\$ 2.87	
Over 14,000 gallons	\$ 3.31	\$ 1.65	\$ 4.96	
1"				
0-57,000 gallons	\$ 1.22	\$ 1.65	\$ 2.87	
Over 57,000 gallons	\$ 3.31	\$ 1.65	\$ 4.96	
1-1/2"				
0-94,000 gallons	\$ 1.22	\$ 1.65	\$ 2.87	
Over 94,000 gallons	\$ 3.31	\$ 1.65	\$ 4.96	
2"				
0-138,000 gallons	\$ 1.22	\$ 1.65	\$ 2.87	
Over 138,000 gallons	\$ 3.31	\$ 1.65	\$ 4.96	
3"				
0-557,000 gallons	\$ 1.22	\$ 1.65	\$ 2.87	
Over 557,000 gallons	\$ 3.31	\$ 1.65	\$ 4.96	
4"				
0-675,000 gallons	\$ 1.22	\$ 1.65	\$ 2.87	
Over 675,000 gallons	\$ 3.31	\$ 1.65	\$ 4.96	
6" and above				
All usage	\$ 1.22	\$1.65	\$ 2.87	

6.6.2 NON-RESIDENTIAL (Continued)

Type of Service		Potable Water	Wastewater	Combined Potable Water & Wastewater	Reclaimed Water (3)
Monthly Fire Line Base Facility Fee per size of backflow device: 2" 3" 4" 6" 8" and above		 \$ 11.52 \$ 21.69 \$ 36.14 \$ 72.29 \$ 115.66			
Monthly Reclaimed Water Base Facility Fee - Customers who have not paid Reclaimed Water Connection Fees: 5/8" x 3/4" 1" 1 1/2" 2" 3" 4" 6" 8" 10" Monthly Reclaimed Water Base Facility Fee - Customers who have paid Reclaimed Water Connection Fees: 5/8" x 3/4" 1" 1 1/2" 2" 3" 4" 6" 8" 10" Commodity Fee Per 1,000 gallons					 \$5.42 \$28.91 \$72.29 \$155.41 \$339.74 \$928.87 \$1,984.24 \$3,527.54 \$5,493.71 \$2.67 \$14.23 \$35.57 \$76.48 \$167.19 \$457.09 \$976.44 \$1,735.89 \$2,703.43 \$ 0.21
Monthly Un-metered Wastewater Fee assessed per ERC ²			\$22.48		

- 1 Potable Water or Wastewater Customers will not be assessed with additional Customer Account Fees for the addition of Reclaimed Water service.
- 2 Includes monthly Base Facility, Customer Account Fee and Commodity Fees.
- 3 A 20% discount applies to these rates for lake delivery service.

6.6.3 VILLAGE OF ROYAL PALM BEACH FEES:

Type of Fee	Potable Water	Wastewater	Combined Potable Water & Wastewater
Monthly Customer Account Fee	\$ 0.00	\$ 0.00	\$ 0.00
Monthly Base Facility Fee			
Residential:			
Single Family (per meter)	\$ 13.25	\$ 15.71	\$ 28.96
Multi-Family (per unit)	\$ 9.91	\$ 11.81	\$ 21.72
Commercial:			
5/8" x 3/4"	\$ 17.31	\$ 20.70	\$ 38.01
1"	\$ 62.31	\$ 74.40	\$ 136.71
1-1/2"	\$ 99.33	\$ 118.69	\$ 218.02
2"	\$225.24	\$269.49	\$ 494.73
3"	\$795.01	\$950.76	\$ 1,745.77
4"	\$1,242.52	\$1,469.84	\$ 2,712.36
Fire Lines:			
4"	\$22.00		
6"	\$37.00		
8"	\$56.00		
10"	\$87.00		
Potable Water & Wastewater Commodity Fee per 1,000 gallons:	\$ 1.96	\$ 1.73	\$ 3.69
Conservation Charge: 150% of the gallonage rate per 1,000 gallons of usage for all gallons of usage in excess of the authorized number of gallons per month Customer Class-Authorized Gallons per Month:			
Single Family (per meter)	15,000 gal.		
Multi-Family (per unit)	11,250 gal.		
Commercial (by meter size):			
5/8" or 3/4"	18,000 gal.		
1"	69,000 gal.		
1 1/2"	100,000 gal.		
2 "	255,000 gal.		
3"	765,000 gal.		
4"	1,410,000 gal		

6.7 OVERSIZE CREDIT/REIMBURSEMENT RATES

The maximum allowable credit/reimbursement provided by the Department is the difference between the Department required oversized pipe and the pipe size required by the Property Owner (or minimum pipe sizes identified in Section 3.3.2), if applicable multiplied by the factors listed below:

Oversized Potable and Reclaimed Water Mains

12" and smaller:	\$3.50 per inch diameter per linear foot.
24":	\$4.50 per inch diameter per linear foot.
30":	\$5.00 per inch diameter per linear foot.
36" and larger:	\$5.50 per inch diameter per linear foot.

Oversized Wastewater Mains

12" and smaller:	\$4.00 per inch diameter per linear foot.
18":	\$5.25 per inch diameter per linear foot.
20":	\$5.50 per inch diameter per linear foot.
24":	\$6.00 per inch diameter per linear foot.
30":	\$6.25 per inch diameter per linear foot.
36" and larger:	\$6.50 per inch diameter per linear foot.

6.8 MISCELLANEOUS FEES

FEE	AMOUNT
Account Activation (New Account)	\$35.00
Account Reactivation	\$35.00
Delinquent Account Reactivation	
Calls received between 7:00 a.m. and 6:00 p.m. Monday through Friday excluding County holidays for same-day service	\$35.00
Calls received outside above hours for same-day service	\$60.00
Account Deactivation	
Calls received between 7:00 a.m. and 6:00 p.m. Monday through Friday excluding County holidays for same-day service	No Charge
Calls received outside above hours for same-day service	\$60.00
Meter Re-read at Customer Request (Correct Original Reading)	\$35.00
Meter Re-read at Customer request (Incorrect Original Reading)	No Charge
Meter Calibration (Flow Test)	
5/8" X 3/4" meter ¹	\$70.00
1" meter ¹	\$100.00
1 1/2" meter ¹	\$150.00
2" meter or larger ¹	At Cost
Relocation of Meter Box and/or Accessories at Customer request	At Cost
Dishonored Check	\$25 or 5% of the face amount of the check, whichever is larger, not to exceed \$200, or the actual cost of collection incurred by the Department, whichever is greater.
Past Due Fee	0.5% of the past due balance if such amount is greater than \$5.00 plus an administrative and general fee of \$5.00.
Downsizing of the Meter	
1" downsized to 5/8" x 3/4" ²	\$250.00
All others ²	At Cost
Upsizing of the Meter	Current Service Initiation Fees for the upsized meter, less a credit for connection fees and guaranteed revenue fees for the original meter.
Meter Replacement	Meter Drop Fee
Administrative Hearing Fee (Refunded if Customer is granted any additional relief)	\$35.00
Accidental Damage to Department Property	At Cost
Initial Backflow Certification	\$40.00
Trip Fee	\$35.00
Unauthorized Connection or Use	Subject to civil proceedings and fines in accordance with Section 812.14, Florida Statutes, or as otherwise provided by law.

¹ No charge if meter found to be inaccurate

² The Account Deposit difference will be credited to the Customer's account. Service Initiation Fees paid for the larger meter will not be refunded.

CHAPTER 6–FEES (EXHIBIT “A” BLACKLINE)

GENERAL

All fees identified herein may also be subject to a Franchise Fee, with said Franchise Fee to be added to the standard fees listed.

6.1 ERC AND ERIC EQUIVALENCIES

6.1.1 ERC EQUIVALENCIES

The number of ERCs for a project is determined using the following factors:

Type of Service	ERC Equivalency Factor
Residential – per meter	
Single-Family	
5/8" X ¾"	1.00
1"	2.90
1 1/2"	4.50
2"	9.80
Multi-Family per Dwelling Unit for All Meter Sizes	.70
Multi-Family Limited Service	.40
Unmetered Wastewater Only	By Department Analysis
Non-Residential – per meter	
5/8" X ¾"	1.50
1"	5.80
1-1/2"	10.00
2"	16.25
3"	43.70
4"	66.80
6"	By Department Analysis
Unmetered Wastewater Only	By Department Analysis

6.1.2 ERIC EQUIVALENCIES

The number of ERICs for a project is determined using the following factors:

Type of Service	ERIC Equivalency Factor	Projected Average Usage in Gallons per Day
Residential – per meter		
5/8" X ¾"	1.0	750 1050
Non-Residential and/or Master Metered Projects – per meter		
5/8" X ¾"	4.5 1.1	4,125 1,155
1"	8.0 5.7	6,000 5,985
1 ½"	20.0 14.3	45,000 15,015
2"	43.0 30.7	32,200 32,235
3"	94.0 67.1	70,500 70,455
4"	257.0 183.6	492,600 192,780
6"	549.0 392.1	441,700 411,705
8"	976.0 697.1	732,000 731,955
10"	4,520.0 1085.7	4,140,000 1,139,985

6.2 PLAN REVIEW AND INSPECTION FEES

6.2.1 CONSTRUCTION PLAN REVIEW FEE

Payable at the time of plan submission for potable water, reclaimed water and/or wastewater projects

- Residential - \$50.00 per dwelling unit for individual or combined service with a \$750.00 minimum.
- Non-Residential - \$50.00 per ERC based on meter size for individual or combined service with a \$750.00 minimum.

6.2.2 CONSTRUCTION INSPECTION FEE

Four percent (4%) of total estimated cost as provided by the developer and approved by the Department for all potable water, reclaimed water and/or wastewater construction improvements with a \$500.00 minimum for Residential and Non-Residential projects. The inspection fees for "Department required" oversized facilities shall be based on construction cost estimates for the "Development required" facilities, subject to minimum sizes as specified in Chapter 3 of the Uniform Policies and Procedures Manual. This fee is due prior to the pre-construction conference. If the actual construction cost values stated on the "Attachment to the Bill of Sale" exceed the Engineer's cost estimate by \$25,000 or more, then additional construction inspection fees equal to four percent (4%) of the difference between the Engineer's cost estimate and the actual construction values must be paid to the Department prior to any water meters being released.

6.3 SERVICE INITIATION FEES

Service Initiation Fees shall include all applicable Guaranteed Revenue Fees, Connection Fees, Service Installation Fees, Fireline Connection Fees and Franchise Fees.

6.3.1 GUARANTEED REVENUE FEES:

An amount equal to sixty (60) months of Guaranteed Revenue Fees is due at the time of service initiation.

Mandatory Agreement Payment per ERC (equal to 12 months):

Potable Water	\$172.44
Reclaimed Water	\$0.00
Wastewater	\$242.04
Combined Potable Water & Wastewater	\$414.48

Guaranteed Revenue Monthly Fee per ERC:

Potable Water	\$14.37
Reclaimed Water	\$0.00
Wastewater	\$20.17
Combined Potable Water & Wastewater	\$34.54

6.3.2 CONNECTION FEES:

TYPE OF SERVICE	POTABLE WATER	WASTEWATER	COMBINED POTABLE WATER & WASTEWATER	RECLAIMED WATER (1)
Residential				
Single Family				
5/8 x 3/4"	\$1,500	\$2,500	\$4,000	\$450
1"	\$4,350	\$7,250	\$11,600	N/A
1 1/2"	\$6,750	\$11,250	\$18,000	N/A
2"	\$14,700	\$24,500	\$39,200	N/A
Multi-Family				
Per dwelling unit	\$1,050	\$1,750	\$2,800	N/A
Limited service	\$600	\$1,000	\$1,600	
Non-Residential				
5/8 x 3/4"	\$2,250	\$3,750	\$6,000	\$675
1"	\$8,700	\$14,500	\$23,200	\$3,600
1 1/2"	\$15,000	\$25,000	\$40,000	\$9,000
2"	\$24,375	\$40,625	\$65,000	\$19,350
3"	\$65,550	\$109,250	\$174,800	\$42,300
4"	\$100,200	\$167,000	\$267,200	\$115,650
6"	Based on usage	Based on usage	Based on usage	\$247,050
8"	Based on usage	Based on usage	Based on usage	\$439,200
10"	Based on usage	Based on usage	Based on usage	\$684,000

(1) A 20% discount applies to these rates for lake delivery service.

6.3.3 SERVICE INSTALLATION FEES

If a Property Owner requests to have a water meter installed, and the site is not ready for meter installation, the work area will be tagged and the reason for not installing the meter shall be indicated. The Department will return a second time for installation at no charge. If the site still is not ready, a trip fee must be paid prior to each subsequent visit to the site.

Potable Water Service Installation Fees

Meter Size	Meter Drop Fee	Service Installation Fee Without Tap	Service Installation Fee With Tap
5/8" X 3/4"	\$280	\$425	\$2,200
1"	\$340	\$560	\$2,600
1 1/2"	\$670	\$1,500	\$3,200
2"	\$1,580	\$2,200	\$4,300
3"	\$2,100	**	**
4"	\$3,150	**	**
6"	\$5,600	**	**

Reclaimed Water Service Installation Fees

Meter Size	Meter Drop Fee	Service Installation Fee Without Tap	Service Installation Fee With Tap
5/8" X 3/4"	\$280	\$425	\$2,200
1"	\$340	\$560	\$2,600
1 1/2"	\$670	\$1,500	\$3,200
2"	\$1,580	\$2,200	\$4,300
3"	\$2,100	**	**
4"	\$3,150	**	**
6"	\$5,600	**	**

* Installation of compound meters requires an additional \$150 meter drop fee.

** All services 3" and larger are to be provided and installed by the Customer at the Customer's sole expense; however, the Department will assess a Meter Drop Fee and install the meter. A road crossing fee of \$600 per improved travel lane will be assessed in addition to the above fees for service lines 2" and smaller.

Wastewater Service Installation Fees-At Cost

6.3.4 FIRE SPRINKLER SYSTEM CONNECTION FEES

Customer Class	Typical Backflow Prevention Assembly Size	Fire Line Connection Fee
Single Family or Duplex Residential (NFPA Type 13d)	N/A	None
Multi-Family Residential* (NFPA Type 13r)	All Sizes	\$12,400
Non-Residential** (NFPA Type 13r)	4 inches or smaller	\$23,160
Non-Residential** (NFPA Type 13r)	6 inches	\$57,000
Non-Residential** (NFPA Type 13r)	>6 inches	\$90,700

* For billing purposes, the connection fee applies for each fire line connection to PBCWUD's potable water system.

** For billing purposes, the connection fee is based on the size of the backflow prevention assembly.

6.4 ACCOUNT DEPOSITS

Potable Water Meter Size (inches)	Account Deposit for Individual or Combined Service
5/8" x 3/4"	\$110.00
1"	\$240.00
1-1/2"	\$400.00
2"	\$675.00
3"	\$1,215.00
4"	\$1,890.00
6"	\$4,050.00
8"	\$5,400.00
Wastewater Only	\$110.00
Reclaimed Water Only	\$110.00
5/8" x 3/4" Hydrant Meter	\$270.00
3" Hydrant Meter	\$1,350.00

6.5 PRETREATMENT FEES

6.5.1 INDUSTRIAL WASTEWATER DISCHARGE PERMIT FEE

Significant Industrial Users (SIU) will be billed \$300 on an annual basis for an Industrial Wastewater Discharge Permit Fee. Other Industrial Users requiring an Industrial Wastewater Discharge Permit will be billed \$300 on an annual basis.

6.5.2 OGI FEE

All facilities having an OGI will be billed \$300 per account on an annual basis.

6.5.3 MONTHLY INDUSTRIAL WASTE SURCHARGE (IWS)

An IWS shall be billed to and paid by IUs exceeding discharge standards as calculated below. The IWS shall not exceed the total charge for water and wastewater base facility fees and commodity fees for the month in which the IWS is charged.

IWS CALCULATION

- IWS = 8.34(V)[\$0.45¹ (B.O.D. - 400) + \$0.18² (SS - 400) + \$1.46³ (OG - 100)]
Industrial Waste Surcharge in dollars per month
- 8.34 = Conversion factor of 1 milligram per liter (mg/L) = 8.345 lbs/million gallons
- V = Volume in million gallons per month based on metered water
- B.O.D. = Biochemical Oxygen Demand - 5 days @ 20° Celsius (C), in mg/L
- SS = Suspended Solids of industrial waste in mg/L
- OG = Oil and Grease in mg/L
- ¹ = Capital and operating costs per mg/L per million gallons for B.O.D. greater than 400 mg/L
- ² = Capital and operating costs per mg/L per million gallons of suspended solids greater than 400 mg/L
- ³ = Capital and operating costs per mg/L per million gallons of oil and grease greater than 100 mg/L

6.6 MONTHLY CUSTOMER FEES

6.6.1 RESIDENTIAL

Type of Fee		Potable Water	Wastewater	Combined Potable Water & Wastewater	Reclaimed Water (3)
Monthly Customer Account Fee ¹ (Multi-Family Accounts Only)		\$ 2.50	\$ 2.50	\$ 2.50	
Monthly Base Facility Fee: Multi-Family (per dwelling unit)		\$ 7.72	\$ 11.63	\$ 19.35	
Single-Family (per meter)					
5/8" X 3/4"		\$ 10.36	\$11.63	\$ 21.99	
1"		\$ 25.30	\$ 34.30	\$ 59.60	
1 1/2"		\$ 37.85	\$ 52.68	\$ 90.53	
2"		\$ 78.91	\$115.17	\$194.08	
Potable Water & Wastewater Commodity Fee per 1,000 gallons:					
0-4		\$ 1.03	\$ 1.41	\$ 2.44	
5-10		\$ 2.32	\$ 3.31	\$ 5.63	
11-25		\$ 5.82	\$ 0.00	\$ 5.82	
Over 25		\$ 7.23	\$ 0.00	\$ 7.23	
Monthly Fire Line Base Facility Fee per size of backflow device:					
2"		\$ 11.52			
3"		\$ 21.69			
4"		\$ 36.14			
6"		\$ 72.29			
8" and above		\$115.66			

6.6 MONTHLY CUSTOMER FEES

6.6.1 RESIDENTIAL (Continued)

Type of Fee		Potable Water	Wastewater	Combined Potable Water & Wastewater	Reclaimed Water (3)
Monthly Reclaimed Water Base Facility Fee:					
5/8" x 3/4" for Customers who have paid Reclaimed Water Connection Fees					\$ 2.49
5/8" x 3/4" for Customers who have not paid Reclaimed Water Connection Fees					\$ 5.06
Commodity Fee per 1,000 gallons					\$ 0.21
Monthly Un-metered Wastewater Fee assessed per ERC ²			\$ 22.48		

- 1 Potable Water or Wastewater Customers will not be assessed with additional Customer Account Fees for the addition of Reclaimed Water Service.
- 2 Includes monthly Base Facility, Customer Account Fee, and Commodity Fees.
- 3 A 20% discount applies to these rates for lake delivery service.

6.6.2 NON-RESIDENTIAL

Type of Service	Potable Water	Wastewater	Combined Potable Water & Wastewater	Reclaimed Water (3)
Monthly Base Facility Fee:				
5/8" x 3/4"	\$ 19.48	\$ 24.50	\$ 43.98	
1"	\$ 66.34	\$ 93.73	\$160.07	
1-1/2"	\$ 105.55	\$153.15	\$ 258.70	
2"	\$ 179.06	\$ 274.45	\$ 453.51	
3"	\$ 474.33	\$ 704.49	\$ 1,178.82	
4"	\$ 731.63	\$1,078.17	\$ 1,809.80	
6" and larger based upon projected water usage				
Potable Water and Wastewater Commodity Fee per 1,000 gallons based on meter size:				
5/8" x 3/4"				
0-14,000 gallons	\$ 1.22	\$ 1.65	\$ 2.87	
Over 14,000 gallons	\$ 3.31	\$ 1.65	\$ 4.96	
1"				
0-57,000 gallons	\$ 1.22	\$ 1.65	\$ 2.87	
Over 57,000 gallons	\$ 3.31	\$ 1.65	\$ 4.96	
1-1/2"				
0-94,000 gallons	\$ 1.22	\$ 1.65	\$ 2.87	
Over 94,000 gallons	\$ 3.31	\$ 1.65	\$ 4.96	
2"				
0-138,000 gallons	\$ 1.22	\$ 1.65	\$ 2.87	
Over 138,000 gallons	\$ 3.31	\$ 1.65	\$ 4.96	
3"				
0-557,000 gallons	\$ 1.22	\$ 1.65	\$ 2.87	
Over 557,000 gallons	\$ 3.31	\$ 1.65	\$ 4.96	
4"				
0-675,000 gallons	\$ 1.22	\$ 1.65	\$ 2.87	
Over 675,000 gallons	\$ 3.31	\$ 1.65	\$ 4.96	
6" and above				
All usage	\$ 1.22	\$1.65	\$ 2.87	

6.6.2 NON-RESIDENTIAL (Continued)

Type of Service		Potable Water	Wastewater	Combined Potable Water & Wastewater	Reclaimed Water (3)
Monthly Fire Line Base Facility Fee per size of backflow device:					
2"		\$ 11.52			
3"		\$ 21.69			
4"		\$ 36.14			
6"		\$ 72.29			
8" and above		\$ 115.66			
Monthly Reclaimed Water Base Facility Fee - Customers who have not paid Reclaimed Water Connection Fees:					
5/8" x 3/4"					\$5.42
1"					\$ 7.59
1 1/2"					\$28.91
2"					\$ 40.50
3"					\$72.29
4"					\$ 101.26
6"					\$155.41
8"					\$ 217.70
10"					\$339.74
					\$ 475.90
					\$928.87
					\$ 1,301.14
					\$1,984.24
					\$ 2,770.48
					\$3,527.54
					\$ 4,041.29
					\$5,493.71
					\$ 7,695.46
Monthly Reclaimed Water Base Facility Fee - Customers who have paid Reclaimed Water Connection Fees:					
5/8" x 3/4"					\$2.67
1"					\$ 3.73
1 1/2"					\$14.23
2"					\$ 10.01
3"					\$35.57
4"					\$ 40.78
6"					\$76.48
8"					\$ 107.04
10"					\$167.19
					\$ 233.00
					\$457.09
					\$ 630.73
					\$976.44
					\$ 1,366.58
					\$1,735.89
					\$ 2,420.47
					\$2,703.43
					\$ 3,783.60

Commodity Fee Per 1,000 gallons					\$ 0.21
Monthly Un-metered Wastewater Fee assessed per ERC ²			\$22.48		

- 1 Potable Water or Wastewater Customers will not be assessed with additional Customer Account Fees for the addition of Reclaimed Water service.
- 2 Includes monthly Base Facility, Customer Account Fee and Commodity Fees.
- 3 A 20% discount applies to these rates for lake delivery service.

6.6.3 VILLAGE OF ROYAL PALM BEACH FEES:

Type of Fee	Potable Water	Wastewater	Combined Potable Water & Wastewater
Monthly Customer Account Fee	\$ 0.00	\$ 0.00	\$ 0.00
Monthly Base Facility Fee			
Residential:			
Single Family (per meter)	\$ 13.25	\$ 15.71	\$ 28.96
Multi-Family (per unit)	\$ 9.91	\$ 11.81	\$ 21.72
Commercial:			
5/8" x 3/4"	\$ 17.31	\$ 20.70	\$ 38.01
1"	\$ 62.31	\$ 74.40	\$ 136.71
1-1/2"	\$ 99.33	\$ 118.69	\$ 218.02
2"	\$225.24	\$269.49	\$ 494.73
3"	\$795.01	\$950.76	\$ 1,745.77
4"	\$1,242.52	\$1,469.84	\$ 2,712.36
Fire Lines:			
4"	\$22.00		
6"	\$37.00		
8"	\$56.00		
10"	\$87.00		
Potable Water & Wastewater Commodity Fee per 1,000 gallons:	\$ 1.96	\$ 1.73	\$ 3.69
Conservation Charge: 150% of the gallonage rate per 1,000 gallons of usage for all gallons of usage in excess of the authorized number of gallons per month Customer Class-Authorized Gallons per Month:			
Single Family (per meter)	15,000 gal.		
Multi-Family (per unit)	11,250 gal.		
Commercial (by meter size):			
5/8" or 3/4"	18,000 gal.		
1"	69,000 gal.		
1 1/2"	100,000 gal.		
2 "	255,000 gal.		
3"	765,000 gal.		
4"	1,410,000 gal		

6.7 OVERSIZE CREDIT/REIMBURSEMENT RATES

The maximum allowable credit/reimbursement provided by the Department is the difference between the Department required oversized pipe and the pipe size required by the Property Owner (or minimum pipe sizes identified in Section 3.3.2), if applicable multiplied by the factors listed below:

Oversized Potable and Reclaimed Water Mains

12" and smaller:	\$3.50 per inch diameter per linear foot.
24":	\$4.50 per inch diameter per linear foot.
30":	\$5.00 per inch diameter per linear foot.
36"and larger:	\$5.50 per inch diameter per linear foot.

Oversized Wastewater Mains

12" and smaller:	\$4.00 per inch diameter per linear foot.
18":	\$5.25 per inch diameter per linear foot.
20":	\$5.50 per inch diameter per linear foot.
24":	\$6.00 per inch diameter per linear foot.
30":	\$6.25 per inch diameter per linear foot.
36" and larger:	\$6.50 per inch diameter per linear foot.

6.8 MISCELLANEOUS FEES

FEE	AMOUNT
Account Activation (New Account)	\$35.00
Account Reactivation	\$35.00
Delinquent Account Reactivation Calls received between 7:00 a.m. and 6:00 p.m. Monday through Friday excluding County holidays for same-day service	\$35.00
Calls received outside above hours for same-day service	\$60.00
Account Deactivation Calls received between 7:00 a.m. and 6:00 p.m. Monday through Friday excluding County holidays for same-day service	No Charge
Calls received outside above hours for same-day service	\$60.00
Meter Re-read at Customer Request (Correct Original Reading)	\$35.00
Meter Re-read at Customer request (Incorrect Original Reading)	No Charge
Meter Calibration (Flow Test) 5/8' X 3/4' meter ¹	\$70.00
1" meter ¹	\$100.00
1 1/2" meter ¹	\$150.00
2' meter or larger ¹	At Cost
Relocation of Meter Box and/or Accessories at Customer request	At Cost
Dishonored Check	\$25 or 5% of the face amount of the check, whichever is larger, not to exceed \$200, or the actual cost of collection incurred by the Department, whichever is greater.
Past Due Fee	0.5% of the past due balance if such amount is greater than \$5.00 plus an administrative and general fee of \$5.00.
Downsizing of the Meter 1" downsized to 5/8' x 3/4" ² All others ²	\$250.00 At Cost
Upsizing of the Meter	Current Service Initiation Fees for the upsized meter, less a credit for connection fees and guaranteed revenue fees for the original meter.
Meter Replacement	Meter Drop Fee
Administrative Hearing Fee (Refunded if Customer is granted any additional relief)	\$35.00
Accidental Damage to Department Property	At Cost
Initial Backflow Certification	\$40.00
Trip Fee	\$35.00
Unauthorized Connection or Use	Subject to civil proceedings and fines in accordance with Section 812.14, Florida Statutes, or as otherwise provided by law.

¹ No charge if meter found to be inaccurate

² The Account Deposit difference will be credited to the Customer's account. Service Initiation Fees paid for the larger meter will not be refunded.

PALM BEACH COUNTY WATER UTILITIES DEPARTMENT


**RECLAIMED WATER SERVICE
EQUIVALENT RESIDENTIAL IRRIGATION CONNECTIONS
(ERICs)**

Proposed Definitional Changes

September 2009

Submitted by:

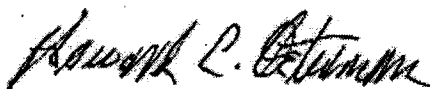
ENVIRONMENTAL FINANCIAL GROUP, INC.



Scott E. Harder, President

4601 Emerson Avenue South
Minneapolis, MN 55419
+1 612 872 0510

HOWARD C. OSTERMAN, INC.



Howard C. Osterman, President

4621 Bontia Drive
Palm Beach Gardens, FL 33418
+1 561 630 6990

TABLE OF CONTENTS

TABLE OF CONTENTS	2
LIST OF TABLES AND FIGURES	2
1 Introduction	3
Authorization	3
Scope and Limitations	3
2 ERIC Analysis	3
3 Customer Impacts	6
APPENDIX A Reclaimed Water Usage Analysis	7

LIST OF TABLES AND FIGURES

SCHEDULE 1 Recommended Equivalent Residential Irrigation Factor (ERIC)	4
SCHEDULE 2 Existing and Recommended ERIC Factors	5
SCHEDULE 3 Customer Impacts	6
SCHEDULE A-1 2005-2009 Calculated ERICs Based on Average Usage Patterns	8
SCHEDULE A-2 2005-2009 Average Monthly Usage, by Meter Size	8
SCHEDULE A-3 2005-2009 Wet and Dry Season Usage, by Meter Size	9
SCHEDULE A-4 2005 Average Monthly Usage, by Meter Size	9
SCHEDULE A-5 2006 Average Monthly Usage, by Meter Size	10
SCHEDULE A-6 2007 Average Monthly Usage, by Meter Size	10
SCHEDULE A-7 2008 Average Monthly Usage, by Meter Size	10
SCHEDULE A-8 2009 Average Monthly Usage, by Meter Size	11
SCHEDULE A-9 2005 Monthly Reclaimed Water Consumption, by Customer	12
SCHEDULE A-10 2006 Monthly Reclaimed Water Consumption, by Customer	13
SCHEDULE A-11 2007 Monthly Reclaimed Water Consumption, by Customer	14
SCHEDULE A-12 2008 Monthly Reclaimed Water Consumption, by Customer	15
SCHEDULE A-13 2009 Monthly Reclaimed Water Consumption, by Customer	16

1 | Introduction

Environmental Financial Group, Inc. (EFG), in association with Howard C. Osterman, Inc. (Osterman), is pleased to provide to the Palm Beach County Water Utilities Department (Department) this report setting forth recommended definitional changes to the Palm Beach County Water Utilities Department ("Department") reclaimed water service user charge system.

The recommendations are based on: 1) a detailed analysis of reclaimed water usage from July 2005 through June 2009, 2) a comparative billing analysis of average customers of various meter sizes, and 3) research into the amount of reclaimed water that should be included in 1.0 ERIC due to changed reclaimed water customer consumption patterns since 2005.

Authorization

This study has been prepared under a Consulting Services Authorization between Palm Beach County and Mathews Consulting, Inc. Environmental Financial Group, Inc. is serving as a sub consultant to Mathews and Howard C. Osterman, Inc. is serving as sub consultant to EFG. EFG and Osterman have both served Palm Beach County Water Utilities as rate, financial and business consultants for several years. Neither firm provides investment banking, accounting, or legal services.

Scope and Limitations

In the course of developing the analysis, the consultant team participated in meetings and interviews with Department staff and conducted an analysis of historical reclaimed water demands. The analyses set forth herein in no way constitute an audit.

2 | ERIC Analysis

The recommendations set forth in this report were prompted by recent changes in reclaimed water usage patterns. Such changes were brought about by the user charge system rate structure, including a larger emphasis on base facility fee revenue. Changes in reclaimed water consumption patterns were also prompted by water restrictions authorized by the South Florida Water Management District. Both of these factors conspired to change the amount of reclaimed water that ought properly be included in an equivalent residential irrigation connection (ERIC). ERIC factors form the basis of the schedule of base facility fees payable by all reclaimed water customers.

Based on the above analyses, the following definitional changes to the reclaimed water service rate structure are recommended.

- Define 1.0 equivalent residential irrigation connection (ERIC) to be equal to 1,050 gallons of usage per day. This represents an increase of 29 percent from the existing 750 gallons per day in the current definition.
- Adopt the schedule of recommended ERIC factors set forth in Schedule 1 below.
- Maintain all other aspects of the reclaimed water rate structure, including the base facility fee, customer account fee and annual indexing.
- Continue to recover the capital expenditures made on behalf of reclaimed water customers through a system of connection fees and rate differentials between those customers who have paid a connection fee and those who did not.
- Continue to monitor reclaimed water usage and consider adjustment of ERIC factors approximately every three years.

Schedule 1 below presents the calculation of the recommended 1,050 gallons per day level of service defining 1.0 ERIC.

SCHEDULE 1 | Recommended Equivalent Residential Irrigation Factor (ERIC)

Item	Estimate
Average Single Family Residential Lot Size, Square Feet [1]	10,890
x Average Percentage of Pervious, Irrigable Area	60%
Net Average Irrigable Area, Square Feet	6,534
Recommended Weekly Lawn Watering of 1 inch [2]	
x Watering depth, feet	0.083
Average Weekly Water Consumption, Cubic Feet	545
x 7.48 Gallons per Cubic Foot	7.48
Average Weekly Water Consumption, Gallons	4,073
÷ 7 Days per Week	
Average Daily Water Consumption, Gallons	582
x 1.8	
Peak Daily Water Consumption, Gallons [3]	1,047
Peak Daily Water Consumption, Gallons (Rounded)	1,050
1.0 Equivalent Irrigation Residential Connection (ERIC), Gallons per Day	1,050

[1] Assumed to be one-quarter acre. One acre is equal to 43,560 square feet
[2] South Florida Water Management District, *Water Conservation Guidelines*
[3] Based on Water Utilities peak-to-average consumption data.

Schedule 2 below sets forth existing and recommended ERIC values for various non-residential meter sizes. The recommended ERICs are based on an across-the-board adjustment using 1,050 gallons per day as the level of service defining 1.0 ERIC. ERIC values are given for customers who have and who have not paid applicable connection fees. The Base Fees shown are those based on indexed rates effective 1 October 2009.

SCHEDULE 2 | Existing and Recommended ERIC Factors

Meter Size	Existing 2010 [1] ERIC	Base Fee	Recommended ERIC	Base Fee	% Change
Customers Who Have Paid a Connection Fee					
Residential - 5/8" Meter	1	\$2.49	1	\$2.49	
Non-Residential - 5/8" Meter	1.5	\$3.74	1.1	\$2.67	
1	8.0	\$19.92	5.7	\$14.23	
1.5	20.0	\$49.80	14.3	\$35.57	-29%
2	43.0	\$107.07	30.7	\$76.48	-29%
3	94.0	\$234.06	67.1	\$167.19	-29%
4	257.0	\$639.93	183.6	\$457.09	-29%
6	549.0	\$1,367.01	392.1	\$976.44	-29%
8	976.0	\$2,430.24	697.1	\$1,735.89	-29%
10	1520.0	\$3,784.80	1085.7	\$2,703.43	-29%
Customers Who Have Not Paid a Connection Fee					
R 5/8	1	\$5.06	1	\$5.06	
NR 5/8	1.5	\$7.59	1.1	\$5.42	
1	8.0	\$40.48	5.7	\$28.91	
1.5	20.0	\$101.20	14.3	\$72.29	-29%
2	43.0	\$217.58	30.7	\$155.41	-29%
3	94.0	\$475.64	67.1	\$339.74	-29%
4	257.0	\$1,300.42	183.6	\$928.87	-29%
6	549.0	\$2,777.94	392.1	\$1,984.24	-29%
8	976.0	\$4,938.56	697.1	\$3,527.54	-29%
10	1520.0	\$7,691.20	1085.7	\$5,493.71	-29%

[1] - Based on indexed rates effective 1 October 2009.

Gallons Included in Base Fee	750 gallons per day	1050 gallons per day
---------------------------------	---------------------	----------------------

3 | Customer Impacts

Schedule 3 below presents an analysis of impacts to customers using historical average monthly reclaimed water usage. Since the Department's rate structure includes both abase facility fee and a commodity fee, the percentage changes in total monthly bills will vary depending on the meter size and the amount of reclaimed water used. Examples of the percentage changes measured between that previously paid in 2008 and from that paid based on rates indexed on 1 October 2009, are presented in **Schedule 3** below. Since the rate schedule also includes a capital recovery component, example impacts are given both for customers who have and who have not paid applicable connection fees.

SCHEDULE 3 | Customer Impacts

Meter Size		Avg Mo Usage, kGal	Average Monthly Bill			Average Percentage Reduction	
			2008	2010[1]	Recommended	from 2008 Bill	from 2010[1] Bill
Customers Who Have Paid a Connection Fee							
Residential - 5/8" Meter	[2]	75	\$4.90	\$5.51	\$5.51	12.4%	0.0%
Non-Residential - 5/8" Meter	[2]	20	\$6.95	\$7.74	\$6.73	-3.2%	-13.1%
1	[2]	60	\$29.60	\$31.48	\$26.09	-11.9%	-17.1%
1.5		158	\$75.28	\$80.38	\$66.89	-11.1%	-16.8%
2		615	\$205.90	\$230.63	\$201.64	-2.1%	-12.6%
3		1,997	\$554.52	\$641.21	\$577.83	4.2%	-9.9%
4		4,842	\$1,417.22	\$1,623.34	\$1,450.05	2.3%	-10.7%
6		11,945	\$3,283.70	\$3,804.09	\$3,433.91	4.6%	-9.7%
8		10,934	\$4,189.44	\$4,599.50	\$3,941.40	-5.9%	-14.3%
10	[2]	15,000	\$6,200.00	\$6,737.20	\$5,712.29	-7.9%	-15.2%
Customers Who Have Not Paid a Connection Fee							
Residential - 5/8" Meter	[2]	75	\$4.90	\$7.95	\$7.95	62.2%	0.0%
Non-Residential - 5/8" Meter	[2]	20	\$6.95	\$11.40	\$9.34	34.4%	-18.0%
1	[2]	60	\$29.60	\$51.00	\$40.03	35.2%	-21.5%
1.5		158	\$75.28	\$129.18	\$101.75	35.2%	-21.2%
2		615	\$205.90	\$335.55	\$276.58	34.3%	-17.6%
3		1,997	\$554.52	\$870.57	\$741.66	33.7%	-14.8%
4		4,842	\$1,417.22	\$2,250.42	\$1,897.96	33.9%	-15.7%
6		11,945	\$3,283.70	\$5,143.65	\$4,390.74	33.7%	-14.6%
8		10,934	\$4,189.44	\$6,980.94	\$5,642.43	34.7%	-19.2%
10	[2]	15,000	\$6,200.00	\$10,446.00	\$8,361.43	34.9%	-20.0%

[1] - Based on indexed rates effective 1 October 2009.

[2] - Synthesized average. No existing customers with this size meter.

Gallons in Base Fee	Monthly Base Fee	\$2.50	\$2.49	\$2.49	\$ per month with Connection Fee
	Monthly Base Fee		\$5.06	\$5.06	\$ per month without Connection Fee
	Commodity Fee	\$0.16	\$0.21	\$0.21	\$ per thousand gallons of metered use

APPENDIX A | Reclaimed Water Usage Analysis

This Appendix A sets forth an analysis of reclaimed water usage and ERIC calculations based on the historical reclaimed water usage of Department customers.

Schedule A-1 presents a calculated ERICs based on historical reclaimed water usage categorized by meter size. The ERIC calculations assume a 750 gallons per day base.

Schedule A-2 presents average monthly usage by meter size for years 2005 through 2009. The Department began keeping billing records in July 2005. The most recent data available is June 2009.

Schedule A-3 presents average daily and monthly wet and dry season reclaimed water consumption, by meter size for years 2005 through 2009.

Schedule A-4 presents average monthly usage by meter size for 2005.

Schedule A-5 presents average monthly usage by meter size for 2006.

Schedule A-6 presents average monthly usage by meter size for 2007.

Schedule A-7 presents average monthly usage by meter size for 2008.

Schedule A-8 presents average monthly usage by meter size for 2009.

Schedule A-9 presents detailed 2005 monthly reclaimed water consumption data for each customer.

Schedule A-10 presents detailed 2006 monthly reclaimed water consumption data for each customer.

Schedule A-11 presents detailed 2007 monthly reclaimed water consumption data for each customer.

Schedule A-12 presents detailed 2008 monthly reclaimed water consumption data for each customer.

Schedule A-13 presents detailed 2009 monthly reclaimed water consumption data for each customer.

SCHEDULE A-1 | 2005-2009 Calculated ERICs Based on Average Usage Patterns

Average Monthly Usage (1000 gal)											
Meter Size	Existing	2005	2006	2007	2008	2009	All	All Years		2007-2009	
								Dry	Wet	Dry	Wet
1	8.0	-	-	-	-	0.7	0.3	-	0.6	-	1.1
1 1/2	20.0	-	-	-	5.2	8.8	7.0	6.3	5.9	6.3	5.9
2	43.0	21.4	114.8	25.9	25.7	30.4	43.6	33.5	55.3	27.2	26.4
3	94.0	83.8	144.0	89.9	79.5	96.9	98.9	99.9	93.6	97.8	70.4
4	257.0	217.0	256.4	205.7	208.3	231.5	223.9	228.4	202.6	229.8	178.4
6	549.0	489.5	1,397.1	546.8	403.1	642.7	695.8	877.8	469.9	575.5	424.3
8	976.0	-	-	-	349.1	622.9	483.9	322.7	537.7	322.7	537.7
10	1,520.0	-	-	-	-	-	-	-	-	-	-
Base (gal/day)											
		750.0	750.0	750.0	750.0	750.0	750.0	750.0	750.0	750.0	750.0

- Notes:
- [1] "All" column uses average of yearly averages, which weights each year and each month equally, despite differing numbers of records in each.
- [2] Meter sizes 1, 1 1/2 and 8 have very small sample sizes

SCHEDULE A-2 | 2005-2009 Average Monthly Usage, by Meter Size

Average Monthly Usage (1000 gal)												
Meter Size	Jan	Feb	Mar	Apr	May	Jun	Jul	Aug	Sep	Oct	Nov	Dec
1					4	25	2	0	1	0	0	0
1 1/2	691	118	78	112	67	136	0	0	75	75	248	75
2	667	647	649	587	1087	4354	634	601	414	539	560	697
3	2230	2036	2120	2563	2804	2982	2318	2130	1603	2449	2262	2082
4	4396	4612	5428	6433	6256	4623	4493	4894	4559	4378	5644	5106
6	12480	36194	11458	16600	14651	11423	10110	11580	9262	8786	12949	35764
8	2	7	17080	31576	11444	15401	22016	18653	4933	24	403	53
10												

SCHEDULE A-3 | 2005-2009 Wet and Dry Season Usage, by Meter Size

Average Monthly Usage (1000 gal)														
Meter	All Years		2007 - 2009		2005		2006		2007		2008		2009	
Size	Dry	Wet	Dry	Wet	Dry	Wet	Dry	Wet	Dry	Wet	Dry	Wet	Dry	Wet
1		13		25		1								25
1 1/2	144	135	144	135							75	133	213	136
2	762	1264	618	603	803	430	1154	4083	675	510	477	677	702	621
3	2273	2141	2225	1610	2101	1893	2588	3985	2441	1661	1881	1755	2354	1413
4	5197	4634	5228	4060	4380	5149	5921	5781	5554	3791	4503	5008	5627	3441
6	19971	10749	13092	9707	7894	12027	52686	12600	13877	11069	9820	8688	15578	9363
8	7341	12300	7341	12300							600	10446	14081	14153
10	n/a	n/a	n/a	n/a	n/a	n/a	n/a	n/a	n/a	n/a	n/a	n/a	n/a	n/a

Average Daily Usage (1000 gal)														
Meter	All Years		2007 - 2009		2005		2006		2007		2008		2009	
Size	Dry	Wet	Dry	Wet	Dry	Wet	Dry	Wet	Dry	Wet	Dry	Wet	Dry	Wet
1	0	0.43	0	0.82	0	0.03	0	0	0	0	0	0	0	0.82
1 1/2	4.75	4.43	4.75	4.43	0	0	0	0	0	0	2.47	4.36	7.02	4.46
2	25.12	41.44	20.37	19.77	26.47	14.1	38.04	133.87	22.25	16.72	15.73	22.2	23.14	20.36
3	74.93	70.2	73.35	52.79	69.26	62.07	85.32	130.66	80.47	54.46	62.01	57.54	77.6	46.33
4	171.33	151.93	172.35	133.77	144.4	168.82	195.2	189.54	183.1	124.3	148.45	164.2	185.51	112.82
6	658.38	352.43	431.6	318.26	260.24	394.33	1736.9	413.11	457.48	362.92	323.74	284.85	513.56	306.98
8	242.01	403.28	242.01	403.28	0	0	0	0	0	0	19.78	342.49	464.21	464.03
10	n/a	n/a	n/a	n/a	n/a	n/a	n/a	n/a	n/a	n/a	n/a	n/a	n/a	n/a

SCHEDULE A-4 | 2005 Average Monthly Usage, by Meter Size

Average Monthly Usage (1000 gal)							
Meter							
Size	Jul	Aug	Sep	Oct	Nov	Dec	
1		2	-	1	-	-	-
1 1/2							
2	464	440	426	618	203	803	
3	1,794	2,290	1,683	1,890	1,815	2,101	
4	5,799	5,321	5,281	3,758	5,742	4,380	
6	11,731	15,701	12,762	9,058	10,885	7,894	
8	n/a	n/a	n/a	n/a	n/a	n/a	
10	n/a	n/a	n/a	n/a	n/a	n/a	

SCHEDULE A-5 | 2006 Average Monthly Usage, by Meter Size

Average Monthly Usage (1000 gal)												
Meter Size	Jan	Feb	Mar	Apr	May	Jun	Jul	Aug	Sep	Oct	Nov	Dec
1												
1 1/2												
2	696	463	594	726	3828	22274	319	550	299	736	318	615
3	2634	2585	2624	3097	2845	7213	4529	2314	1237	5384	3232	1742
4	4351	4993	7108	7896	6169	7175	3571	5210	3330	8146	6707	5140
6	15039	136000	11861	16055	14373	13270	8079	12428	6645	16658	18520	119068
8	n/a	n/a	n/a	n/a	n/a	n/a	n/a	n/a	n/a	n/a	n/a	n/a
10	n/a	n/a	n/a	n/a	n/a	n/a	n/a	n/a	n/a	n/a	n/a	n/a

SCHEDULE A-6 | 2007 Average Monthly Usage, by Meter Size

Average Monthly Usage (1000 gal)												
Meter Size	Jan	Feb	Mar	Apr	May	Jun	Jul	Aug	Sep	Oct	Nov	Dec
1												
1 1/2												
2	608	1024	818	597	408	510	397	597	320	439	794	614
3	2621	2028	2364	2579	2889	1688	1589	2007	1761	1130	1789	2168
4	4455	3904	5840	8186	6437	3590	5019	4377	3936	1176	4647	4892
6	10501	10062	13912	22838	14834	12901	10990	12934	10844	5225	13520	11113
8	n/a	n/a	n/a	n/a	n/a	n/a	n/a	n/a	n/a	n/a	n/a	n/a
10	n/a	n/a	n/a	n/a	n/a	n/a	n/a	n/a	n/a	n/a	n/a	n/a

SCHEDULE A-7 | 2008 Average Monthly Usage, by Meter Size

Average Monthly Usage (1000 gal)												
Meter Size	Jan	Feb	Mar	Apr	May	Jun	Jul	Aug	Sep	Oct	Nov	Dec
1												
1 1/2												
2	441	477	475	214	382	577	1046	725	75	75	248	75
3	1643	1408	1309	1662	2992	1965	1344	1912	1733	1411	2159	2244
4	4163	2654	3028	4252	7174	5088	3910	4842	5575	4812	5819	5259
6	9090	5597	6358	10790	13455	10988	10026	7835	8094	5654	9809	12308
8	n/a	n/a	n/a	n/a	1146	16648	22016	18653	4933	24	403	53
10	n/a	n/a	n/a	n/a	n/a	n/a	n/a	n/a	n/a	n/a	n/a	n/a

SCHEDULE A-8 | 2009 Average Monthly Usage, by Meter Size

Average Monthly Usage (1000 gal)						
Meter Size	Jan	Feb	Mar	Apr	May	Jun
1					4	25
1 1/2	691	118	78	112	67	136
2	823	656	700	745	585	621
3	2049	2112	2173	2855	2548	1413
4	4554	6509	5855	5792	5445	3441
6	15083	14752	14024	18139	15894	9363
8	2	7	17080	31576	21741	14153
10	n/a	n/a	n/a	n/a	n/a	n/a

SCHEDULE A-9 | 2005 Monthly Reclaimed Water Consumption, by Customer

Average Monthly Usage (1000 gal)										
Account #	Account Name	Water Svc	Service Address	Jan	Feb	Mar	Apr	May	Jun	Total
1000280998	ECKEND DRUGS	1	12080 JOG RD RECLAIM, BOYNTON BEACH 33424-							0
1000315477	CVS	1	7260 JOG RD RECLAIM, BOYNTON BEACH 33424-	2	0	1	0	0	0	3
1000060330	ENCLAVE @ WESTCHESTER	2	PIPER'S GLEN-ENCLAVE BLVD, BOYNTON BEACH 33437	1198	1133	1344	1158	238	1241	8342
1000272693	PBC ENGINEERING STREET SCAPE SECTION	2	10 HAGEN RANCH RD, DELRAY BEACH 33446-	116	102	102	110	112	70	612
1000286301	G I HOMES	2	13695 JOG RD, DELRAY BEACH 33446-	381	519	236	1127	490	1900	4633
1000292320	PBC ENGINEERING STREET SCAPE SECTION	2	100 HAGEN RANCH RD-RECLAIMED, DELRAY BEACH 33446-	150	17	23	37	0	0	227
1000058024	SAN MARCO HOA	3	12055 TEVERE DR RECLAIMED, LAKE WORTH 33467	3	1521	864	986	793	837	4904
1000058025	SAN MARCO HOA	3	7432 LUGANO DR RECLAIMED, LAKE WORTH 33467	904	1923	600	1187	330	1069	6073
1000058027	LAKEVIEW FALLS HOA	3	HAGEN RANCH RD RECLAIM, BOYNTON BEACH 33433	2537	3728	3972	2999	3124	4077	20438
1000058029	SAVORPASS LAKES HOA INC	3	RECLAIMED-PIPER'S GLEN BLVD LOT 10, BOYNTON BEACH 33437	1676	2182	2384	2325	2474	2640	13591
1000009867	VILLA BORGHESE HOA	3	13915 VIA NIDA RECLAIM, DELRAY BEACH 33484	1830	1804	1579	2449	768	1274	9854
1000009868	VILLA BORGHESE HOA	3	6729 VARONA RECLAIM, DELRAY BEACH 33484	0	1658	2100	1486	1174	1765	8167
1000077047	VALENCIA LAKES HOA	3	RECL/NO OF VALENCIALAKES BLVD, BOYNTON BEACH 33437	2660	3094	3316	2472	3422	2717	18881
1000077048	VALENCIA LAKES HOA	3	1134 VALENCIA LAKES BLVD RECL, BOYNTON BEACH 33437	679	784	785	746	737	864	4598
1000077049	VALENCIA LAKES HOA	3	11800 VALENCIA LAKES BLVD RECL, BOYNTON BEACH 33437	1704	2012	2021	2242	288	1330	10507
1000077051	VALENCIA LAKES HOA	3	11820 CASTELLON CT RECLAIMED, BOYNTON BEACH 33437	507	600	653	638	434	452	3284
1000077052	VALENCIA LAKES HOA	3	11780 CARACAS BLVD RECLAIMED, BOYNTON BEACH 33437	1072	1949	2068	1591	1711	2024	10414
1000077056	VALENCIA LAKES HOA	3	11780 VALENCIA LAKES BLVD RECL, BOYNTON BEACH 33437	1611	1712	1847	1533	787	1507	8897
1000077058	VALENCIA LAKES HOA	3	7713 LAS CRUCES CT RECL, BOYNTON BEACH 33437	2066	2383	2254	2129	1144	2167	12133
1000078210	AMHERST PARTNERS/LEVITT	3	7198 CASCADE ISLES BLVD RECL, BOYNTON BEACH 33437	2968	3376	2286	3108	2788	3088	18420
1000078311	AMHERST PARTNERS/LEVITT	3	6391 CASCADE ISLES BLVD RECL, BOYNTON BEACH 33437	2318	3583	1871	2255	1570	3065	14688
1000078312	AMHERST PARTNERS/LEVITT	3	6869 CASCADE ISLES BLVD RECL, BOYNTON BEACH 33437	1893	2313	1755	1775	1325	1730	10551
1000078313	AMHERST PARTNERS/LEVITT	3	11500 HAGEN RANCH RD RECL, BOYNTON BEACH 33437	4165	7122	3818	5416	5149	3734	29406
1000078315	AMHERST PARTNERS/LEVITT	3	11741 CASCADE ISLES BLVD, BOYNTON BEACH 33437	2229	3223	1728	2417	1698	2324	13019
1000138222	VALENCIA ISLES HOMEOWNERS ASSOC	3	11353 JOG RD, BOYNTON BEACH 33437	1480	883	358	934	859	1050	5664
1000138413	VALENCIA ISLES HOA	3	8756 MOLAKAI CIR, BOYNTON BEACH 33437	1431	2286	1076	1059	1155	2631	9630
1000138418	VALENCIA ISLES HOA	3	11211 MAHARAJA WAY RECLAIM, BOYNTON BEACH 33437	1388	2460	1114	2614	2085	4654	14406
1000138419	VALENCIA ISLES HOMEOWNERS ASSOC INC	3	8754 FUL LIR RECLAIM, BOYNTON BEACH 33437	2098	2345	1354	1492	2988	3795	13391
1000143570	VILLA BORGHESE HOA	3	13896 VIA RAPHAEL RECLAIM, DELRAY BEACH 33446-0000	1852	2174	1588	2036	436	950	8816
1000143580	VILLA BORGHESE HOA	3	12606 VIA RAPHAEL RECLAIM, DELRAY BEACH 33446-0000	2220	2235	1383	2011	228	1064	9141
1000143581	VILLA BORGHESE HOA	3	13855 VIA VINCI RECLAIM, DELRAY BEACH 33446-0000	1578	1885	1435	2136	451	1771	9233
1000143582	VILLA BORGHESE HOA	3	13829 VIA VENEZIA RECLAIM, DELRAY BEACH 33446-3713	2673	2769	2153	2229	710	2297	12251
1000146521	VALENCIA ISLES HOMEOWNERS ASSOCIATION	3	6743 MALTA DR, BOYNTON BEACH 33437-0000	1448	1827	826	1186	1881	2280	9338
1000168171	CASCADES RESIDENTS ASSOC	3	8651 CASCADES ISLES BLVD, BOYNTON BEACH 33437-							0
1000170515	SEACREST SERVICES INC	3	HAGEN RANCH RD RECLAIM, BOYNTON BEACH 33433	2831	3621	3085	2833	3812	2686	19680
1000178983	VALENCIA ISLES HOMEOWNERS ASSOCIATION	3	11158 MALAYSIA CIR RECLAIMED#7, BOYNTON BEACH 33437-	1577	2079	702	1280	3356	2824	11796
1000178984	VALENCIA ISLES HOMEOWNERS ASSOCIATION	3	11321 CHANU CIR RECLAIMED #7, BOYNTON BEACH 33437-	1635	2085	862	1428	2031	2236	10287
1000178986	VALENCIA ISLES HOMEOWNERS ASSOCIATION	3	7258 TONGA CT RECLAIMED # 9, BOYNTON BEACH 33437-	2289	3389	1276	1807	3712	1361	13814
1000178988	VALENCIA ISLES HOMEOWNERS ASSOCIATION	3	7341 LAHANA CIR RECLAIMED #10, BOYNTON BEACH 33437-	2107	0	757	1356	3777	2129	10106
1000195621	VALENCIA ISLES HOMEOWNERS ASSOCIATION	3	11184 KILIAN WAY RECLAIMED # 8, BOYNTON BEACH 33437-			1	484	516	0	1001
1000265887	MONTREY ESTATES	3	7450 SERRAHO RECLAIM TER, DELRAY BEACH 33446-	3224	182	2934	760	2801	398	10329
1000267295	ROBERT A BENTZ, TRUSTEE	3	13800 S JOG RD, DELRAY BEACH 3344-	1340	2880	1802	2511	1769	2654	12756
1000303423	VALENCIA LAKES HOA	3	7865 STANZA ST RECL, BOYNTON BEACH 33437	1736	2019	2216	1720	3051	2480	13222
1000350021	WESTCHESTER GOLF & CLUB	4	11769 JOG RD RECLAIMED, BOYNTON BEACH 33437	1862	2081	1464	1880	8256	751	17404
1000362979	POLO TRACE	4	0000 HAGEN RANCH RD, DELRAY BEACH 33446-3877	4923	5556	5421	587	3259	7526	25272
1000218935	SOUTHERN GOLF PARTNERS, LLLP	4	13135 HAGEN RANCH RD, DELRAY BEACH 33446-3355	13587	9410	10187	10974	9431	7365	60954
1000265638	FULL RESERVE OF PBC HOA INC	4	11011 HAGEN RANCH RD, BOYNTON BEACH 33437-	5580	3188	5733	5565	4146	3489	29711
1000265769	LEXINGTON CLUB COMMUNITY	4	7795 LEXINGTON CLUB BLVD, DELRAY BEACH 33446-	2942	4361	3802	3484	6312	8440	27141
1000323433	TOUSA HOMES INC DBA ENGLE HOMES	4	8069 LINTON BLVD RECLAIM, DELRAY BEACH 33446-				50	50		4550
1000329333	CASA BELLA POA	4	8060 LINTON BLVD RECLAIM, DELRAY BEACH 33446-						537	537
1000058020	WESTCHESTER GOLF & CLUB	6	12240 JOG RD RECLAIMED, BOYNTON BEACH 33437	13401	14014	10329	12277	12787	0	62788
1000058834	INDIAN SPRING/CNTRY CLUB	6	11501 EL CLAIR RANCH RECLAIMED RD, BOYNTON BEACH 33437-1445	1821	17189	12878	14435	6551	8796	78371
1000065935	INDIAN SPRING/CNTRY CLUB	6	11412 EL CLAIR RANCH RD RECL, BOYNTON BEACH 33437	7942	22046	34602	6582	24484	8292	103838
1000221083	GLENEADES COUNTRY CLUB	6	7687 VICTORY LN, DELRAY BEACH 33446-3155	9458	12232	9016	9744	6008	8630	52955
1000221083	GLENEADES COUNTRY CLUB	6	7687 VICTORY LN, DELRAY BEACH 33446-3155	7120	7178	5113	5052	4232	4389	33884
1000245463	ANILON ESTATES OF BOYNTON BCH	6	12151 HAGEN RANCH RECLAIM, BOYNTON BEACH 33437-	9851	14731	10337	2896	8724	14551	61890
1000279598	VALENCIA FALLS HOA	6	13396 HAGEN RANCH RD, DELRAY BEACH 33446-	18024	22517	7056	11509	12440	17854	87499
1000288438	GL HOMES OF BOYNTON BEACH ASSOC IX LTD	6	13697 S JOG RD -RECLAIM, DELRAY BEACH 33446-						2841	2841
1000338195	VALENCIA PALMS POA	6								0
1000360427	VALENCIA PONTE MASTER ASSOC. INC	6	16827 ROCK SPRINGS TERR, BOYNTON BEACH 33446-							0

SCHEDULE A-10 | 2006 Monthly Reclaimed Water Consumption, by Customer

[illegible]

SCHEDULE A-11 | 2007 Monthly Reclaimed Water Consumption, by Customer[illegible]

SCHEDULE A-12 | 2008 Monthly Reclaimed Water Consumption, by Customer[illegible]

SCHEDULE A-13 | 2009 Monthly Reclaimed Water Consumption, by Customer

Average Monthly Usage (1000 gal)									
Account #	Account Name	Water Svc	Service Location	Jan	Feb	Mar	Apr	May	Total
1000315477	CVS	1	12080 JOG RD RECLAIM, BOYNTON BEACH 33434-						0
1000434234	REFORM TEMPLE @ SHAAREI SHALOM OBA-BEIS	1	9085 HAGEN RANCH RD, BOYNTON BEACH 33472-7399					4	25
1000432054	PBC FIRE RESCUE C/O PBC FINANCE DEPT	112	6870 FLAVOR PICT RD, BOYNTON BEACH 33431-					87	136
1000588090	ENCLAVE @ WESTCHESTER	2	PIPERS GLEN-ENCLAVE BLVD, BOYNTON BEACH 33437	891	118	78	112		1202
1000272858	PBC ENGINEERING STREET SCAPE SECTION	2	10 HAGEN RANCH RD, DELRAY BEACH 33446-	789	718	750	828	798	583
1000282320	PBC ENGINEERING STREET SCAPE SECTION	2	10 HAGEN RANCH RD, DELRAY BEACH 33446-	21	50	25	34	19	32
1002380774	BOYNTON BEACH MEDICAL CTR, LLC	2	100 HAGEN RANCH RD RECLAIMED, DELRAY BEACH 33446-	18	13	18	15	66	144
1000298419	KARL CORPORATION	2	10151 ENTERPRISE CTR BLVD/RECLA, BOYNTON BEACH 33437-	327	358	332	340	355	390
1000414901	BRUCE STRUMPF INC	2	2720 BOYNTON BEACH BLVD, BOYNTON BEACH 33437-0000	250	85	491	542	730	2749
1000415259	PALM BEACH COUNTY	2	12425 HAGEN RANCH RD, BOYNTON BEACH 33437-0000	1379	116	858	1390	0	1176
1000425592	WOOD BRIGHT JOG LLC	2	14350 HAGEN RANCH RD/RECLAIM, DELRAY BEACH 33446-	1851	1767	1815	1908	1765	1907
1000058024	SAN MARCO HOA	2	10817 S JOG RD, BOYNTON BEACH 33437-0000	1065	1715	1317	952	990	41
1000258805	SAN MARCO HOA	3	12055 TEVIERE DR RECLAIMED, LAKE WORTH 33467	1185	1225	1491	1475	1356	1221
1000058027	LAKEWORTH PALMS HOA	3	7432 LUGANO DR RECLAIMED, LAKE WORTH 33467	1574	1605	1640	1595	1678	1039
1000058029	SAWGRASS LAKES HOA INC	3	HAGEN RANCH RD RECLAIM, BOYNTON BEACH 33433						
1000258867	VALLA BORGHESE HOA	3	RECLAIMED-PIPERS GLEN BLVD LOT 10, BOYNTON BEACH 33437	2839	1960	2066	2806	3074	2966
1000277048	VALLA BORGHESE HOA	3	13915 VIA ROMA RECLAIM, DELRAY BEACH 33464	3383	3650	3157	4352	4138	1852
1000277052	VALLA BORGHESE HOA	3	6729 VIA ROMA RECLAIM, DELRAY BEACH 33464	3992	4451	3081	5120	4276	0
1000277056	VALLA BORGHESE HOA	3	RECLY HO OF VALENCIA LKS BLVD, BOYNTON BEACH 33437	4138	3281	4074	4075	3352	1940
1000277058	VALLA BORGHESE HOA	3	1134 VALENCIA LAKES BLVD RECL, BOYNTON BEACH 33437	1026	844	836	836	732	462
1000277059	VALLA BORGHESE HOA	3	11600 VALENCIA LAKES BLVD RECL, BOYNTON BEACH 33437	2443	2430	3287	2709	2421	1878
1000277061	VALLA BORGHESE HOA	3	11520 CASTELLEN CT RECLAIMED, BOYNTON BEACH 33437	246	0	555	1093	1234	412
1000277062	VALLA BORGHESE HOA	3	11780 CARACAS BLVD RECLAIMED, BOYNTON BEACH 33437	1432	1449	1551	2497	1873	755
1000277063	VALLA BORGHESE HOA	3	11700 VALENCIA LAKES BLVD RECL, BOYNTON BEACH 33437	1190	1284	1155	1276	1526	487
1000277064	VALLA BORGHESE HOA	3	11700 VALENCIA LAKES BLVD RECL, BOYNTON BEACH 33437	624	1091	781	1098	1124	422
1000277065	VALLA BORGHESE HOA	3	7713 LAS CRUCES CT RECL, BOYNTON BEACH 33437	3651	4313	3882	5588	4484	2654
1000277066	VALLA BORGHESE HOA	3	6191 CASCADE ISLES BLVD RECL, BOYNTON BEACH 33437	3408	3576	3119	7509	3016	2038
1000277067	VALLA BORGHESE HOA	3	8989 CASCADE ISLES BLVD RECL, BOYNTON BEACH 33437	2234	2094	1786	3483	2811	1348
1000277068	VALLA BORGHESE HOA	3	11600 HAGEN RANCH RD RECL, BOYNTON BEACH 33437	5722	6241	5735	10146	6199	3630
1000277069	VALLA BORGHESE HOA	3	11741 CASCADE ISLES BLVD, BOYNTON BEACH 33437	3224	3434	2844	5085	2881	1580
1000277070	VALLA BORGHESE HOA	3	11533 JOG RD, BOYNTON BEACH 33437	2807	3051	2019	3528	2840	1073
1000277071	VALLA BORGHESE HOA	3	6756 MCKAY DR, BOYNTON BEACH 33437	1071	1571	1469	1598	1873	459
1000277072	VALLA BORGHESE HOA	3	11211 MANDALAY WAY RECLAIM, BOYNTON BEACH 33437	1875	2504	2382	2719	2523	1372
1000277073	VALLA BORGHESE HOA	3	6754 FUJ CIR RECLAIM, BOYNTON BEACH 33437	1295	1610	1613	2112	1902	530
1000277074	VALLA BORGHESE HOA	3	13906 VIA RAPHAEL/RECLAIM, DELRAY BEACH 33446-0000	3013	3071	2517	3482	3171	1424
1000277075	VALLA BORGHESE HOA	3	13906 VIA RAPHAEL/RECLAIM, DELRAY BEACH 33446-0000	2833	2538	2458	3517	2688	1453
1000277076	VALLA BORGHESE HOA	3	13855 VIA VINCE/RECLAIM, DELRAY BEACH 33446-0000	3510	3896	3081	4682	3626	1787
1000277077	VALLA BORGHESE HOA	3	13820 VALE-VE/RECLAIM, DELRAY BEACH 33446-3713	2807	3051	2019	3528	2840	1073
1000277078	VALLA BORGHESE HOA	3	13820 VALE-VE/RECLAIM, DELRAY BEACH 33446-3713	803	1251	1337	1394	1539	708
1000277079	VALLA BORGHESE HOA	3	6743 MALTA DR, BOYNTON BEACH 33437-0000	2174	2369	1974	2337	2591	1322
1000277080	VALLA BORGHESE HOA	3	6801 CASCADES ISLES BLVD, BOYNTON BEACH 33437-	2308	2445	3120	3777	4084	2521
1000277081	VALLA BORGHESE HOA	3	11156 MALAYSIA CIR/RECLAIMED, BOYNTON BEACH 33437-	1187	1828	1581	1832	1813	843
1000277082	VALLA BORGHESE HOA	3	11374 CHAMU CIR/RECLAIMED #7, BOYNTON BEACH 33437-	1565	2073	1735	2369	2166	1100
1000277083	VALLA BORGHESE HOA	3	7259 TOYGA CIR/RECLAIMED #9, BOYNTON BEACH 33437-	1333	1768	1738	2305	2035	958
1000277084	VALLA BORGHESE HOA	3	11181 LAHIA CIR/RECLAIMED #10, BOYNTON BEACH 33437-	1189	1674	1725	1982	2085	761
1000277085	VALLA BORGHESE HOA	3	7341 LAHIA CIR/RECLAIMED #10, BOYNTON BEACH 33437-	1852	1948	1947	2870	2148	1071
1000277086	VALLA BORGHESE HOA	3	11184 ELANI WAY/RECLAIMED #8, BOYNTON BEACH 33437-	2542	2043	2292	2487	2888	1728
1000277087	VALLA BORGHESE HOA	3	7450 SERRA/RECLAIM TER, DELRAY BEACH 33446-	1722	1764	1881	1847	1890	1613
1000277088	VALLA BORGHESE HOA	3	7805 STANZA ST RECL, BOYNTON BEACH 33437	2374	1880	1880	1818	2102	1872
1000277089	VALLA BORGHESE HOA	3	11471 CORAZON CT, BOYNTON BEACH 33437-4048	1735	1558	2012	1797	2121	1286
1000277090	VALLA BORGHESE HOA	3	13505 PAMPLONA BLVD, BOYNTON BEACH 33437-4075	821	859	928	1194	1088	744
1000277091	VALLA BORGHESE HOA	3	13505 HAGEN RANCH RD/RECLAIM, BOYNTON BEACH 33437-3719	1308	499	536	702	1013	715
1000277092	VALLA BORGHESE HOA	3	10201 HAGEN RANCH RD/RECLAIM, BOYNTON BEACH 33437-					8459	2592
1000277093	VALLA BORGHESE HOA	3	6937 N ARBOR VIEW DR, BOYNTON BEACH 33437-0000	882	18	1000	1601	2123	1751
1000277094	VALLA BORGHESE HOA	3	9851 CRESCENT VIEW DR, BOYNTON BEACH 33437-0000	709	1277	2180	2355	2183	1568
1000277095	VALLA BORGHESE HOA	3	3753 CYPRESS TRLE/RECLAIM, WEST PALM BEACH 33410-					1684	1289
1000277096	VALLA BORGHESE HOA	3	11789 JOG RD RECLAIMED, BOYNTON BEACH 33437	1345	1364	1447	1583	1540	172
1000277097	VALLA BORGHESE HOA	3	6800 HAGEN RANCH RD, DELRAY BEACH 33446-3877	4869	6319	5779	6851	5456	3304
1000277098	VALLA BORGHESE HOA	3	12135 HAGEN RANCH RD, DELRAY BEACH 33446-3358	8177	13828	11241	15778	11481	5219
1000277099	VALLA BORGHESE HOA	3	11811 HAGEN RANCH RD, DELRAY BEACH 33437-	5817	5323	7635	6509	1526	8187
1000277100	VALLA BORGHESE HOA	3	7739 LEXINGTON CLUB BLVD, DELRAY BEACH 33446-	8357	8085	5550	5540	5886	150
1000277101	VALLA BORGHESE HOA	3	8069 LINTON BLVD RECLAIM, DELRAY BEACH 33446-	5464	5196	5847	6086	5985	5207
1000277102	VALLA BORGHESE HOA	3	10276 HAGEN RANCH RD/RECLAIMED, BOYNTON BEACH 33437-	1590	1552	1644	1500	1957	2105
1000277103	VALLA BORGHESE HOA	3	10135 TIVOLI LAKES BLVD/RECLAIM, BOYNTON BEACH 33437-0000	8285	5740	6050	6413	5625	3241
1000277104	VALLA BORGHESE HOA	3	7080 CANTANA DR, BOYNTON BEACH 33437-0000	1048	13177	6570	2008	6740	5943
1000277105	VALLA BORGHESE HOA	3	15851 STRATHERN DR/RECLAIM, DELRAY BEACH 33446-2859					8475	0
1000277106	VALLA BORGHESE HOA	3	12240 JOG RD RECLAIMED, BOYNTON BEACH 33437	13132	14850	13342	15876	15383	8402
1000277107	VALLA BORGHESE HOA	3	11501 EL CLAR RANCH/RECLAIMED RD, BOYNTON BEACH 33437-1445	12886	16396	15216	20559	18383	12251
1000277108	VALLA BORGHESE HOA	3	11412 EL CLAR RANCH RD RECL, BOYNTON BEACH 33437	12700	16070	14923	20242	15908	10126
1000277109	VALLA BORGHESE HOA	3	7887 VICTORY LN, DELRAY BEACH 33446-3155	7307	10830	7087	15343	8035	5234
1000277110	VALLA BORGHESE HOA	3	7887 VICTORY LN, DELRAY BEACH 33446-3155	21	1	8348	14704	10406	5870
1000277111	VALLA BORGHESE HOA	3	12151 HAGEN RANCH RD/RECLAIM, BOYNTON BEACH 33437-	11841	10588	11888	10959	10200	8778
1000277112	VALLA BORGHESE HOA	3	13580 HAGEN RANCH RD, DELRAY BEACH 33446-	17138	16872	16902	18814	16375	8274
1000277113	VALLA BORGHESE HOA	3	13897 S JOG RD RECLAIM, DELRAY BEACH 33446-	13572	14011	14586	14531	15754	7463
1000277114	VALLA BORGHESE HOA	3	10427 ROCK SPRINGS TERR, BOYNTON BEACH 33446-	17116	16710	16280	17982	18377	13834
1000277115	VALLA BORGHESE HOA	3	0000 NORTHAMPTON ST, WEST PALM BEACH 33417-0000	41823	19387	18473	20841	28260	25655
1000277116	VALLA BORGHESE HOA	3	14079 BITTERHUT HICKORY LN, BOYNTON BEACH 33437-0000	4248	10323	8477	9164	1863	7023
1000277117	VALLA BORGHESE HOA	3	8477 ABERDEEN DR/RECLAIM, BOYNTON BEACH 33472-2917	28585	30753	22476	35558	26534	0
1000415048	ADDITION RESERVE CC	8	7350 LINTON BLVD/RECLAIM, DELRAY BEACH 33446-	2	7	17080	31576	21741	14153