

Agenda Item is over 50 pages and can  
be viewed in the Minutes Department

Agenda Item # 3-C-7

**PALM BEACH COUNTY  
BOARD OF COUNTY COMMISSIONERS**

**AGENDA ITEM SUMMARY**

---

Meeting Date:	January 12, 2010	<input checked="" type="checkbox"/>	Consent	<input type="checkbox"/>	Regular
		<input type="checkbox"/>	Workshop	<input type="checkbox"/>	Public Hearing

Department:  
Submitted By: Engineering & Public Works  
Submitted For: Roadway Production Division

---

**I. EXECUTIVE BRIEF**

**Motion and Title:** Staff recommends motion to approve:

- A) A Contract with J. W. Cheatham, LLC (Cheatham), the lowest responsive, responsible bidder in the amount of \$14,646,240.35 for the construction of 45<sup>th</sup> Street from Jog Road to East of Haverhill Road and Jog Road from South of 45<sup>th</sup> Street to North of 45<sup>th</sup> Street (Project);
- B) A Budget Amendment of \$2,473,687 in the Road Impact Fee Fund – Zone 3 to recognize reimbursement funding from the Florida Department of Transportation - \$2,168,796; and the City of West Palm Beach - \$304,891; and appropriate it to the Project; and
- C) A Budget Amendment of \$3,889,248 in the Road Impact Fee Fund – Zone 2 to recognize reimbursement funding from the Florida Department of Transportation - \$3,700,000; the City of West Palm Beach - \$148,948; the City of Riviera Beach - \$34,960 and AT&T - \$5,340 and appropriate it to the Project.

**SUMMARY:** Approval of this Contract will allow Palm Beach County to issue a Notice to Proceed to begin construction of the Project. The Small Business Enterprise (SBE) goal for the Project is 15% overall. The SBE participation committed for the Project by Cheatham, a Palm Beach County Contractor, is 15.02%. Completion of all work under this contract shall be no more than 730 calendar days.

Districts 6 & 7 (MRE)

**Background and Justification:** Bids were received by the Engineering Department on October 27, 2009. Cheatham, a Palm Beach County Contractor, was the lowest responsive, responsible bidder. The Office of Small Business Assistance issued its SBE evaluation on November 24, 2009.

**Attachments:**


- 1. Location Sketch
- 2. Contracts
- 3. Contract Pages C-1 and C-2
- 4. SBE Evaluation Letter
- 5. Bid Tabulation
- 6. Budget Amendment – Road Impact Fee – Zone 2
- 7. Budget Amendment – Road Impact Fee – Zone 3

Recommended by:

  
Division Director

12/14/09  
Date

Approved By:

  
County Engineer

12/19/09  
Date

## II. FISCAL IMPACT ANALYSIS

### A. Five Year Summary of Fiscal Impact:

Fiscal Years	2010	2011	2012	2013	2014
Capital Expenditures	\$16,650,807	-0-	-0-	-0-	-0-
Operating Costs	-0-	-0-	-0-	-0-	-0-
External Revenues	(\$6,362,935)	-0-	-0-	-0-	-0-
Program Income (County)	-0-	-0-	-0-	-0-	-0-
In-Kind Match (County)	-0-	-0-	-0-	-0-	-0-
NET FISCAL IMPACT	\$10,287,872	-0-	-0-	-0-	-0-
# ADDITIONAL FTE POSITIONS (Cumulative)					

Is Item Included in Current Budget? Yes No X

Budget Account No:

### Recommended Sources of Funds/Summary of Fiscal Impact:

Road Impact Fee Fund - Zone 2; 45<sup>th</sup> Street/Jog Road to E. of Haverhill  
 Road Impact Fee Fund - Zone 3; Jog Road/S. of 45<sup>th</sup> St to N. of 45<sup>th</sup> St  
 Florida Department of Transportation  
 Utility Relocation Reimbursements

	Jog 3503-1328	45 <sup>th</sup> 3502-0967	Total
Construction Contract	\$4,093,742.25	\$10,552,498.10	\$14,646,240.35
Contingency	\$ 122,812.39	\$ 316,575.61	\$ 439,388.00
Testing Lab	\$ 13,975.40	\$ 36,024.60	\$ 50,000.00
Traffic Sig, Strip, Sign	\$ 118,231.91	\$ 304,768.09	\$ 423,000.00
Streetscape	\$ 5,967.50	\$ 15,382.50	\$ 21,350.00
Utility Relocation	\$ 0.00	\$ 41,328.45	\$ 41,328.45
Staff Costs-Roadway	\$ 81,895.86	\$ 211,104.14	\$ 293,000.00
-Eng Serv	\$ 40,947.93	\$ 105,552.07	\$ 146,500.00
-Const Coord	\$ 163,791.72	\$ 422,208.28	\$ 586,000.00
-Traffic	\$ 1,118.03	\$ 2,881.97	\$ 4,000.00
<b>Project Cost</b>	<b>\$4,642,483.00</b>	<b>\$12,008,323.80</b>	<b>\$16,650,806.80</b>
Reimbursement Funding:			
West Palm Beach	<\$ 304,891.00>	<\$ 148,947.80>	<\$ 453,838.80>
Riviera Beach	<\$ 0.00>	<\$ 34,960.00>	<\$ 34,960.00>
AT&T	<\$ 0.00>	<\$ 5,340.00>	<\$ 5,340.00>
FDOT (2 Grants)	<\$2,168,796.00>	<\$3,700,000.00>	<\$ 5,868,796.00>
<b>Impact Fee Funded</b>	<b>\$2,168,796.00</b>	<b>\$8,119,076.00</b>	<b>\$10,287,872.00</b>

C. Departmental Fiscal Review: atwillhite

## III. REVIEW COMMENTS

### A. OFMB Fiscal and/or Contract Dev. and Control Comments:

Jim D. White 12-22-09  
 OFMB

Jim J. Jacobson 12/23/09  
 Contract Dev. and Control

### B. Approved as to Form and Legal Sufficiency:

Marlon R. White 12/23/09  
 Assistant County Attorney


This Contract complies with our contract review requirements.

### C. Other Department Review:

\_\_\_\_\_  
 Department Director

This summary is not to be used as a basis for payment.

**PROJECT LOCATION**  
**45<sup>TH</sup> STREET FROM JOG ROAD TO E. OF HAVERHILL ROAD. &**  
**JOG ROAD FROM S. OF 45<sup>TH</sup> STREET TO N. OF 45<sup>TH</sup> STREET**  
**PROJECT # 2003512 & 1998506B**



**LOCATION SKETCH**

C O N T R A C T

STATE OF FLORIDA )

) SS

COUNTY OF PALM BEACH )

This Contract, made this \_\_\_\_\_ day of \_\_\_\_\_, A.D. 2010, by and between PALM BEACH COUNTY, a Political Subdivision of the State of Florida, (hereinafter called the party of the first part), and J. W. CHEATHAM, LLC of West Palm Beach, Florida, and their heirs, executors, administrators and assigns, (hereinafter called the party of the second part):

WITNESSETH: The party of the second part agrees with the said party of the first part, for the consideration herein mentioned at his, its or their own proper cost and expense to do all the work and furnish all necessary labor, materials, equipment, machinery, tools, apparatus, services, state workmen's compensation and unemployment compensation taxes incurred in the performance of the contract, and means of transportation for the complete construction of:

45<sup>TH</sup> ST. FROM JOG RD. TO E. OF HAVERHILL RD. &  
JOG RD. FROM S. OF 45<sup>TH</sup> ST. TO N. OF 45<sup>TH</sup> ST.  
PALM BEACH COUNTY, FLORIDA - PROJECT NOS. 2003512 & 1998506B

IN THE AMOUNT OF:  
FOURTEEN MILLION, SIX HUNDRED FORTY SIX THOUSAND TWO HUNDRED FORTY DOLLARS 35/100  
(IN WORDS)

\$14,646,240.35  
(IN FIGURES)

in Palm Beach County, Florida, in the manner and to the full extent as set forth in the Contract Documents therefore and the Contract Documents relative thereto, are made a part of this Agreement as completely as if set forth herein, to the satisfaction of the party of the first part, or its duly authorized representative.

The said party of the second part further agrees for the consideration herein mentioned to commence the work with adequate forces and equipment within fourteen (14) calendar days of the date set forth in the "Notice to Proceed". The time limit for the completion of all work under this contract shall be seven hundred thirty (730) calendar days, (with the initial phases as outlined in the Special Provisions). The date fixing this period upon the calendar shall be established and stated in the "Notice to Proceed". After commencement of the work, it shall be properly dispatched toward completion, to the satisfaction of the Engineer, and shall be fully completed within the time limit. It is understood and agreed that the time limit for completion of said work is the essence of the contract and should the contractor fail to complete the work within the time limit, it is agreed that for such calendar day that any work provided for in these Contract Documents shall remain incomplete after the time limit has expired, including any official extension of the time limit; the sum per day given in the contained schedules shall be deducted from monies due the Contractor, not as a penalty, but as liquidated (in accordance with Section 8-10.2 of the General Provisions) damages and added expense for supervision.

The Contractor shall take into account all contingent work which has to be done by other parties arising from any cause whatsoever, and shall not plead his want of knowledge of such contingent work as an excuse for delay in his work, or for its non-performance.

IN WITNESS WHEREOF, the parties have caused this Contract to be executed and sealed the day and year first written above.

ATTEST:

SHARON R. BOCK,  
Clerk & Comptroller

PALM BEACH COUNTY, FLORIDA, a  
Political Subdivision of the  
State of Florida

BOARD OF COUNTY COMMISSIONERS

By: \_\_\_\_\_  
Deputy Clerk

By: \_\_\_\_\_  
Burt Aaronson, Chair

APPROVED AS TO FORM  
AND LEGAL SUFFICIENCY

[Signature]  
(witness signature)

Sherry Brown  
(witness name printed)

S. M. Mousavi  
(witness signature)

Setad M. Mousavi  
(witness name printed)

[Signature]  
APPROVED AS TO TERMS  
AND CONDITIONS

J.W. Cheatham, LLC  
(Corporate Name)

a Florida Limited Liability Company  
(insert state of incorporation)


By Thomas P. Uhrig  
(signature)

Thomas P. Uhrig  
(print signatory's name)

Its Vice President  
(print title)

12-8-09  
(date of execution)

(Corporate Seal)





**Office of  
Small Business Assistance**

50 South Military Trail,  
Suite 209

West Palm Beach, FL 33415

(561) 616-6840

FAX: (561) 616-6850

[www.pbcgov.com/osba](http://www.pbcgov.com/osba)

**Palm Beach County  
Board of County  
Commissioners**

Burt Aaronson, Chair

Karen T. Marcus, Vice Chair

Jeff Koons

Shelley Vana


Steven L. Abrams

Jess R. Santamaria

Priscilla Taylor

**County Administrator**

Robert Weisman, P.E.



*An Equal Opportunity  
Affirmative Action Employer*

**DATE:** November 23 , 2009

**TO:** David Young, P.E., Special Projects Manager  
Roadway Production Division

**THROUGH:** Hazel Oxendine, Director  
Office of Small Business Assistance

**FROM:** Tanoy Williams, Compliance Specialist II

**SUBJECT:** Compliance Review on Project No.2003512 &  
1998506B 45<sup>th</sup> St. from Jog Rd. to E. of Haverhill  
Rd. & Jog Rd from S. of 45<sup>th</sup> St. to N. or 45<sup>th</sup>  
St.

The following is a Compliance Review of SBE participation  
on the above-mentioned project.

Low Bidder:	J.W. Cheatham, LLC
	7396 Westport Place
	West Palm Beach, FL 33413
Phone:	561-471-4100
Bid Opening:	October 27, 2009
Bid Amount:	\$14,646,240.05
<b>Goal:</b>	<b>15% Overall</b>
<b>Goal Achieved</b>	<b>15.02%</b>

**SBE Participation:**

(BL) OC Unlimited	\$923,192.50	6.30%
(SB) Engenuity	\$103,282.00	.71%
(SB) Carroll Brothers	\$103,824.00	.71%
(WB) Pathway Enterprises	\$715,745.50	4.89%
(SB) Treecycle Land Clearing	\$ 68,000.00	.46%
(WB) Lawrence Fence	\$285,956.00	1.95%
	<b>\$2,200,000.00</b>	<b>15.02%</b>



2<sup>nd</sup> Low Bidder:

American Engineering  
15075 Corporate Road North  
561-242-9770  
\$15,081,019.70  
**15% Overall**  
**15.01**

Phone:

Bid Amount:

Goal:

Goal Achieved:

**SBE Participation:**

(WB) Lawrence Fence	\$285,913.20	1.90%
(SB) Top Notch Concrete	\$827,851.60	5.48%
(HB) Southern Transport	\$1,150,000.00	7.63%
	<b>\$2,263,764.80</b>	<b>15.01%</b>

3<sup>rd</sup> Low Bidder:

Ranger Construction  
101 Sansbury's Way  
West Palm Beach, FL 33411  
561-793-9400  
\$15,999,920.90  
**15% Overall**  
**15.00%**

Phone:

Bid Amount:

Goal:

Goal Achieved:

**SBE Participation:**

(BL) OC Unlimited	<b>\$1,111,400.00</b>	<b>6.95%</b>
(WB) Pathway	\$ 577,680.00	3.61%
(SB) PipCon	\$ 338,000.00	2.11%
(HB) Southern Transport	\$ 143,857.00	0.90%
(SB) Carroll Brothers	\$ 103,824.00	0.64%
(SB) Treecycle	\$ 77,560.00	0.49%
(SB) Ocean Breeze	\$ 49,000.00	0.30%
	<b>\$2,401,321.00</b>	<b>15.00</b>

**EVALUATION**

The low bidder, J.W. Cheatham, LLC has met the SBE goal for this project.

c: Tammy Fields, Assistant County Attorney  
File

**45<sup>TH</sup> ST. FROM JOG RD. TO E. OF HAVERHILL RD.  
P.B.C. PROJECT # 2003512  
AND  
JOG RD. FROM S. OF 45<sup>TH</sup> ST. TO N. OF 45<sup>TH</sup> ST.  
P.B.C. PROJECT # 985068**

J. W. CHEATHAM, LLC

**AMERICAN ENGINEERING &  
DEVELOPMENT CORP.**

**RANGER CONSTRUCTION  
INDUSTRIES, INC.**

**MEDIAN**

	ITEM	QTY	UNITS	UNIT PRICE	AMOUNT	UNIT PRICE	AMOUNT	UNIT PRICE	AMOUNT		
	REGULAR ROADWAY PAY ITEMS										
1	MOBILIZATION	1	LS	\$854,180.00	\$854,180.00	\$751,000.00	\$751,000.00	\$690,000.00	\$690,000.00	\$751,000.00	
2	MAINTENANCE OF TRAFFIC ( INCLUDES PEDESTRIAN M.O.T. )	1	LS	\$184,500.00	\$184,500.00	\$175,150.00	\$175,150.00	\$190,000.00	\$190,000.00	\$360,000.00	
3	MAINTENANCE OF TRAFFIC (FL'S TURNPIKE)	1	LS	\$382,282.00	\$382,282.00	\$536,530.00	\$536,530.00	\$750,000.00	\$750,000.00	\$554,253.00	
4	TEMPORARY TRAFFIC CONTROL PLANS (T.T.C.) (SEE GP's)	1	LS	\$1,000.00	\$1,000.00	\$25,240.00	\$25,240.00	\$35,000.00	\$35,000.00	\$6,000.00	
5	FLOATING TURBIDITY BARRIER	820	LF	\$8.00	\$6,560.00	\$7.10	\$5,822.00	\$8.00	\$6,560.00	\$8.25	
6	CLEARING AND GRUBBING (SEE SP's)	1	LS	\$351,700.00	\$351,700.00	\$36,470.00	\$36,470.00	\$160,000.00	\$160,000.00	\$160,000.00	
7	NPDES COMPLIANCE (SEE SP's)	1	LS	\$20,000.00	\$20,000.00	\$3,535.00	\$3,535.00	\$26,000.00	\$26,000.00	\$26,500.00	
8	REGULAR EXCAVATION (ROADWAY)	46,248	CY	\$1.55	\$71,684.40	\$1.85	\$85,558.80	\$0.60	\$27,748.80	\$1.60	
9	LAKE EXCAVATION (SEE SP's)	153,469	CY	\$1.60	\$245,550.40	\$1.50	\$230,203.50	\$2.00	\$306,938.00	\$1.90	
10	EMBANKMENT ( COMPACTED IN PLACE ) (SEE SP's)	417,807	CY	\$2.80	\$1,169,859.60	\$2.00	\$835,614.00	\$5.50	\$2,297,938.50	\$5.15	
11	SURCHARGE (5.0') (See SP's)	1	LS	\$10,300.00	\$10,300.00	\$37,115.00	\$37,115.00	\$50,000.00	\$50,000.00	\$60,000.00	
12	SUBSOIL EXCAVATION (INCL. A CONTINGENCY OF 600 CY)	1,000	CY	\$10.00	\$10,000.00	\$2.50	\$2,500.00	\$14.40	\$14,400.00	\$10.72	
13	TYPE B STABILIZATION (LBR 40) (12")	35,686	SY	\$1.15	\$41,038.90	\$3.80	\$135,606.80	\$2.50	\$89,215.00	\$2.65	
14	TYPE C STABILIZATION (FBV 75)	48,298	SY	\$1.15	\$55,542.70	\$1.95	\$94,181.10	\$2.30	\$111,085.40	\$2.15	
15	BASEROCK (6")	2,520	SY	\$7.45	\$18,774.00	\$6.60	\$16,632.00	\$6.40	\$16,128.00	\$8.44	
16	BASEROCK (8") (LBR 100) (2 LIFTS)	78,064	SY	\$7.45	\$581,576.80	\$7.65	\$597,189.60	\$7.80	\$608,899.20	\$7.67	
17	BASEROCK (DOUBLE COURSE) (13.5")(3 LIFTS)	11,600	SY	\$18.10	\$209,960.00	\$11.55	\$133,980.00	\$11.90	\$138,040.00	\$15.00	
18	OPTIONAL BASE GROUP 6	642	SY	\$25.15	\$16,146.30	\$8.50	\$5,457.00	\$9.60	\$6,163.20	\$12.00	
19	ASPHALT CONC. TYPE SP (TRAFFIC B)	779	TN	\$51.50	\$40,118.50	\$85.85	\$66,877.15	\$62.70	\$48,843.30	\$85.85	
20	TYPE S ASPHALTIC CONCRETE (OVERBUILD) (VARIABLE THICKNESS)	1,326	TN	\$64.45	\$85,460.70	\$75.75	\$100,444.50	\$61.50	\$81,549.00	\$80.00	
21	TYPE I ASPHALT CONCRETE (1.50")	84,636	SY	\$4.25	\$359,703.00	\$5.10	\$431,643.60	\$4.30	\$363,934.80	\$5.25	
22	TYPE III ASPHALT CONCRETE (1.0")	109,669	SY	\$3.10	\$339,973.90	\$4.05	\$444,159.45	\$2.90	\$318,040.10	\$4.25	
23	MILL EXISTING ASPHALT PAVEMENT (3/4 " AVG.)	17,792	SY	\$0.50	\$8,896.00	\$1.00	\$17,792.00	\$1.10	\$19,571.20	\$1.10	



**45<sup>TH</sup> ST. FROM JOG RD. TO E. OF HAVERHILL RD.  
P.B.C. PROJECT # 2003512  
AND  
JOG RD. FROM S. OF 45<sup>TH</sup> ST. TO N. OF 45<sup>TH</sup> ST.  
P.B.C. PROJECT # 985068**

J. W. CHEATHAM, LLC

AMERICAN ENGINEERING &  
DEVELOPMENT CORP.RANGER CONSTRUCTION  
INDUSTRIES, INC.

MIDVALE

	ITEM	QTY	UNITS	UNIT PRICE	AMOUNT	UNIT PRICE	AMOUNT	UNIT PRICE	AMOUNT		
24	MILL EXISTING ASPHALT PAVEMENT (1" AVG.)	30,381	SY	\$0.90	\$27,342.90	\$1.00	\$30,381.00	\$1.10	\$33,419.10	\$1.10	
25	MILL EXISTING ASPHALT PAVEMENT (2.5" AVG.)	7,218	SY	\$0.90	\$6,496.20	\$1.00	\$7,218.00	\$1.10	\$7,939.80	\$1.10	
26	FRICTION COURSE (FC-5) ( 3/4 ") (RUBBER)	712	TN	\$82.40	\$58,668.80	\$121.00	\$86,152.00	\$93.70	\$66,714.40	\$121.00	
27	MISCELLANEOUS ASPHALT PAVEMENT	181	TN	\$150.00	\$27,150.00	\$151.00	\$27,331.00	\$90.10	\$16,308.10	\$150.00	
28	CONCRETE APPROACH SLAB ( INCL. EXP JOINTS & REBAR )	2	EA	\$20,000.00	\$40,000.00	\$403.00	\$806.00	\$61,000.00	\$122,000.00	\$32,503.58	
29	CLASS I CONCRETE ( GRAVITY WALLS )	39	CY	\$392.00	\$15,288.00	\$807.00	\$31,473.00	\$380.00	\$14,820.00	\$440.86	
30	CLASS I CONCRETE ( ENDWALLS )	23	CY	\$745.00	\$17,135.00	\$485.00	\$11,155.00	\$800.00	\$18,400.00	\$745.00	
31	CONTROL STRUCTURES (TYPE J-7) (9' X 5' BOX)	1	EA	\$3,115.00	\$3,115.00	\$6,100.00	\$6,100.00	\$10,000.00	\$10,000.00	\$5,600.00	
32	INLETS ( CURB ) ( TYPE P-1 )	1	EA	\$4,135.00	\$4,135.00	\$4,900.00	\$4,900.00	\$4,500.00	\$4,500.00	\$4,400.00	
33	INLETS ( CURB ) ( TYPE P-2 )	1	EA	\$3,975.00	\$3,975.00	\$5,000.00	\$5,000.00	\$4,800.00	\$4,800.00	\$4,450.00	
34	INLETS ( CURB ) ( TYPE P-5 ) (<10')	27	EA	\$2,455.00	\$66,285.00	\$3,400.00	\$91,800.00	\$2,900.00	\$78,300.00	\$2,900.00	
35	INLETS ( CURB ) ( TYPE P-5 ) (>10')	1	EA	\$2,820.00	\$2,820.00	\$4,200.00	\$4,200.00	\$4,000.00	\$4,000.00	\$3,449.81	
36	INLETS ( CURB ) ( TYPE P-6 )	16	EA	\$2,840.00	\$45,440.00	\$3,500.00	\$56,000.00	\$3,300.00	\$52,800.00	\$3,115.97	
37	INLETS ( CURB ) ( TYPE P-X ) (<10')	11	EA	\$3,000.00	\$33,000.00	\$3,000.00	\$33,000.00	\$2,500.00	\$27,500.00	\$2,800.00	
38	INLETS ( CURB ) ( TYPE J-5 ) (<10')	1	EA	\$4,545.00	\$4,545.00	\$5,600.00	\$5,600.00	\$5,400.00	\$5,400.00	\$4,701.00	
39	INLETS ( CURB ) ( TYPE J-5 ) (>10')	1	EA	\$4,225.00	\$4,225.00	\$5,200.00	\$5,200.00	\$6,000.00	\$6,000.00	\$4,900.00	
40	INLETS ( CURB ) ( TYPE J-6 ) (<10')	1	EA	\$3,780.00	\$3,780.00	\$4,900.00	\$4,900.00	\$5,800.00	\$5,800.00	\$4,800.00	
41	INLETS ( CURB ) ( TYPE J-5 )	4	EA	\$4,055.00	\$16,220.00	\$5,700.00	\$22,800.00	\$5,400.00	\$21,600.00	\$5,174.73	
42	INLETS ( CURB ) ( TYPE J-6 )	9	EA	\$4,435.00	\$39,915.00	\$4,900.00	\$44,100.00	\$6,000.00	\$54,000.00	\$4,800.00	
43	INLETS ( CURB ) ( TYPE J-6P)	1	EA	\$2,950.00	\$2,950.00	\$5,700.00	\$5,700.00	\$3,000.00	\$3,000.00	\$3,000.00	
44	INLETS ( DITCH BOTTOM ) ( TYPE C ) (<10')	4	EA	\$1,355.00	\$5,420.00	\$2,200.00	\$8,800.00	\$2,100.00	\$8,400.00	\$2,100.00	
45	INLETS ( DITCH BOTTOM ) ( TYPE E ) (<10')	1	EA	\$1,945.00	\$1,945.00	\$2,500.00	\$2,500.00	\$2,300.00	\$2,300.00	\$2,300.00	
46	INLETS ( DITCH BOTTOM ) ( TYPE J-X ) (<10')	2	EA	\$3,170.00	\$6,340.00	\$3,700.00	\$7,400.00	\$3,200.00	\$6,400.00	\$3,200.00	
47	INLETS ( DITCH BOTTOM ) ( TYPE H )	1	EA	\$3,390.00	\$3,390.00	\$4,200.00	\$4,200.00	\$3,500.00	\$3,500.00	\$3,390.00	

45<sup>TH</sup> ST. FROM JOG RD. TO E. OF HAVERHILL RD.  
P.B.C. PROJECT # 2003512  
AND  
JOG RD. FROM S. OF 45<sup>TH</sup> ST. TO N. OF 45<sup>TH</sup> ST.  
P.B.C. PROJECT # 985068

J. W. CHEATHAM, LLC

AMERICAN ENGINEERING &  
DEVELOPMENT CORP.

RANGER CONSTRUCTION  
INDUSTRIES, INC.

REMARKS

	ITEM	QTY	UNITS	UNIT PRICE	AMOUNT	UNIT PRICE	AMOUNT	UNIT PRICE	AMOUNT		
48	MANHOLE ( TYPE P-7 ) (<10')	1	EA	\$2,250.00	\$2,250.00	\$2,200.00	\$2,200.00	\$2,400.00	\$2,400.00	\$2,300.00	
49	MANHOLE ( TYPE J-7 ) (<10')	1	EA	\$2,310.00	\$2,310.00	\$3,000.00	\$3,000.00	\$3,000.00	\$3,000.00	\$3,000.00	
50	MANHOLE TYPE P-8	8	EA	\$1,630.00	\$13,040.00	\$2,100.00	\$16,800.00	\$2,400.00	\$19,200.00	\$2,100.00	
51	MANHOLE TYPE 8 (PARTIAL)	5	EA	\$1,420.00	\$7,100.00	\$1,200.00	\$6,000.00	\$1,500.00	\$7,500.00	\$1,300.00	
52	MANHOLE (TYPE J-8)	5	EA	\$3,240.00	\$16,200.00	\$3,800.00	\$19,000.00	\$4,000.00	\$20,000.00	\$3,900.00	
53	MANHOLE TYPE 8 (ADJUST)	3	EA	\$580.00	\$1,740.00	\$850.00	\$2,550.00	\$300.00	\$900.00	\$580.00	
54	ADJUST VALVE BOX ( INCLUDES CONCRETE COLLAR )	2	EA	\$370.00	\$740.00	\$450.00	\$900.00	\$240.00	\$480.00	\$383.00	
55	ADJUST UTILITY MANHOLE	5	EA	\$580.00	\$2,900.00	\$600.00	\$3,000.00	\$400.00	\$2,000.00	\$600.00	
56	MODIFY EXISTING INLETS	1	EA	\$1,315.00	\$1,315.00	\$900.00	\$900.00	\$1,200.00	\$1,200.00	\$1,200.00	
57	CONCRETE PIPE CULVERT ( 18" )	6,432	LF	\$25.90	\$166,588.80	\$24.00	\$154,368.00	\$34.00	\$218,688.00	\$34.00	
58	CONCRETE PIPE CULVERT ( 24" )	674	LF	\$34.30	\$23,118.20	\$32.00	\$21,568.00	\$40.00	\$26,960.00	\$40.00	
59	CONCRETE PIPE CULVERT ( 30" )	254	LF	\$42.75	\$10,858.50	\$52.00	\$13,208.00	\$48.00	\$12,192.00	\$52.00	
60	CONCRETE PIPE CULVERT ( 30" ) (CLASS IV)	191	LF	\$47.95	\$9,158.45	\$62.00	\$11,842.00	\$56.00	\$10,696.00	\$57.00	
61	CONCRETE PIPE CULVERT ( 36" )	390	LF	\$57.05	\$22,249.50	\$60.00	\$23,400.00	\$68.00	\$26,520.00	\$68.00	
62	CONCRETE PIPE CULVERT ( 38" x 60" )	800	LF	\$122.05	\$97,640.00	\$141.00	\$112,800.00	\$120.00	\$96,000.00	\$130.00	
63	CONCRETE PIPE CULVERT ( 42" )	1,222	LF	\$71.55	\$87,434.10	\$71.00	\$86,762.00	\$80.00	\$97,760.00	\$80.00	
64	CONCRETE PIPE CULVERT ( 48" )	1,202	LF	\$87.65	\$105,355.30	\$86.00	\$103,372.00	\$100.00	\$120,200.00	\$100.00	
65	CONCRETE PIPE CULVERT ( 54" )	1,030	LF	\$96.30	\$99,189.00	\$115.00	\$118,450.00	\$130.00	\$133,900.00	\$130.00	
66	CORRUGATED METAL PIPE CULVERT ( 18" )	56	LF	\$29.85	\$1,671.60	\$57.00	\$3,192.00	\$80.00	\$4,480.00	\$54.53	
67	CORRUGATED METAL PIPE CULVERT ( 54" )	8	LF	\$239.35	\$1,914.80	\$200.00	\$1,600.00	\$200.00	\$1,600.00	\$200.00	
68	BOX CULVERT (7' X 4') (QUADRUPLE) (PRECAST) (SEE SP's)	529	LF	\$356.75	\$188,720.75	\$365.00	\$193,085.00	\$350.00	\$185,150.00	\$369.00	
69	CLASS IV CONCRETE ( BOX CULVERT CIP SECTIONS & LINED CHANNEL)	154	CY	\$673.00	\$103,642.00	\$620.00	\$95,480.00	\$230.00	\$35,420.00	\$624.00	
70	REINFORCING STEEL ( BOX CULVERT CIP SECTIONS )	18,900	LB	\$0.60	\$11,340.00	\$0.60	\$11,340.00	\$0.60	\$11,340.00	\$0.60	
71	ELLIPTICAL CONCRETE PIPE ( 12" X 18" )	164	LF	\$27.75	\$4,551.00	\$27.00	\$4,428.00	\$36.00	\$5,904.00	\$35.00	

45<sup>TH</sup> ST. FROM JOB RD. TO E. OF HAVERHILL RD.  
P.B.C. PROJECT # 2003512  
AND  
JOB RD. FROM S. OF 45<sup>TH</sup> ST. TO N. OF 45<sup>TH</sup> ST.  
P.B.C. PROJECT # 985068

J. W. CHEATHAM, LLC

AMERICAN ENGINEERING &  
DEVELOPMENT CORP.

RANGER CONSTRUCTION  
INDUSTRIES, INC.

MEDIAN

	ITEM	QTY	UNITS	UNIT PRICE	AMOUNT	UNIT PRICE	AMOUNT	UNIT PRICE	AMOUNT		
72	STORM SEWER PUMPING (EXISTING) (24" OR LESS)	653	LF	\$2.10	\$1,371.30	\$4.00	\$2,612.00	\$3.00	\$1,959.00	\$3.10	
73	STORM SEWER PUMPING (EXISTING) (>24" TO 48")	1,273	LF	\$3.10	\$3,946.30	\$5.00	\$6,365.00	\$4.30	\$5,473.90	\$4.40	
74	MITERED END SECTION (ROUND) (18" DIA.)	4	EA	\$780.00	\$3,120.00	\$900.00	\$3,600.00	\$860.00	\$3,440.00	\$860.00	
75	MITERED END SECTION (ROUND) (24" DIA.)	2	EA	\$895.00	\$1,790.00	\$1,000.00	\$2,000.00	\$950.00	\$1,900.00	\$950.00	
76	MITERED END SECTION (ROUND) (30" DIA.)	3	EA	\$1,515.00	\$4,545.00	\$1,500.00	\$4,500.00	\$1,800.00	\$5,400.00	\$1,750.00	
77	MITERED END SECTION (ROUND) (36" DIA.)	2	EA	\$1,970.00	\$3,940.00	\$1,900.00	\$3,800.00	\$2,000.00	\$4,000.00	\$2,038.00	
78	MITERED END SECTION (12" X 18")	4	EA	\$835.00	\$3,340.00	\$925.00	\$3,700.00	\$800.00	\$3,200.00	\$864.00	
79	FRENCH DRAINS (ROUND - 18" ) (INCL. BALLAST ROCK & FILTER FABRIC)	444	LF	\$65.45	\$29,059.80	\$55.00	\$24,420.00	\$90.00	\$39,960.00	\$70.00	
80	CONCRETE CURB & GUTTER ( TYPE F )	39,544	LF	\$8.90	\$351,941.60	\$8.15	\$322,283.60	\$9.60	\$379,622.40	\$9.60	
81	ENGRAVING CURB FACE (SEE SP's)	6	EA	\$400.00	\$2,400.00	\$350.00	\$2,100.00	\$230.00	\$1,380.00	\$350.00	
82	CONCRETE BARRIER WALL	690	LF	\$493.00	\$340,170.00	\$115.00	\$79,350.00	\$230.00	\$158,700.00	\$212.00	
83	CONCRETE BARRIER WALL (MEDIAN)	2,748	LF	\$20.60	\$56,608.80	\$29.00	\$79,692.00	\$32.30	\$88,760.40	\$39.00	
84	CONCRETE BARRIER WALL (REMOVAL)	3,106	LF	\$5.15	\$15,995.90	\$25.00	\$77,650.00	\$5.70	\$17,704.20	\$11.51	
85	CONC SIDEWALK ( 4" THICK )	9,187	SY	\$18.05	\$165,825.35	\$21.00	\$192,927.00	\$20.80	\$191,089.60	\$20.00	
86	CONC SIDEWALK ( 6" THICK ) (DRIVEWAYS)	1,393	SY	\$24.00	\$33,432.00	\$28.00	\$39,004.00	\$25.80	\$35,939.40	\$28.00	
87	COLOR TREATED AND STAMPED CONCRETE (5" THICK)(SEE SP's)	606	SY	\$46.35	\$28,088.10	\$57.50	\$34,845.00	\$48.30	\$29,269.80	\$50.00	
88	RIPRAP FABRIC-FORMED CONCRETE, 8" FILTER POINTS	1,040	SY	\$38.00	\$39,520.00	\$38.35	\$39,884.00	\$47.10	\$48,984.00	\$44.00	
89	GUARDRAIL ( ROADWAY )	3,530	LF	\$19.75	\$69,717.50	\$19.30	\$68,129.00	\$22.80	\$80,484.00	\$19.85	
90	GUARDRAIL BRIDGE ANCHORAGE ASSEMBLIES	2	EA	\$2,020.00	\$4,040.00	\$1,980.00	\$3,960.00	\$1,900.00	\$3,800.00	\$2,000.00	
91	END ANCHORAGE ASSEMBLIES ( FLARED )	2	EA	\$1,606.00	\$3,212.00	\$1,580.00	\$3,160.00	\$1,800.00	\$3,600.00	\$1,613.00	
92	END ANCHORAGE ASSEMBLIES ( TYPE PARALLEL )	1	EA	\$1,600.00	\$1,600.00	\$1,580.00	\$1,580.00	\$1,900.00	\$1,900.00	\$1,603.00	
93	END ANCHORAGE ASSEMBLIES ( TYPE II )	2	EA	\$460.00	\$920.00	\$440.00	\$880.00	\$680.00	\$1,360.00	\$500.00	
94	END ANCHORAGE ASSEMBLIES ( TYPE IV )	2	EA	\$1,155.00	\$2,310.00	\$1,135.00	\$2,270.00	\$1,500.00	\$3,000.00	\$1,200.00	
95	END ANCHORAGE ASSEMBLIES ( TYPE MELT ) ( <45 MPH )	1	EA	\$1,318.00	\$1,318.00	\$1,300.00	\$1,300.00	\$1,500.00	\$1,500.00	\$1,324.00	

**45<sup>TH</sup> ST. FROM JOG RD. TO E. OF HAVERHILL RD.  
P.B.C. PROJECT # 2003512  
AND  
JOG RD. FROM S. OF 45<sup>TH</sup> ST. TO N. OF 45<sup>TH</sup> ST.  
P.B.C. PROJECT # 985068**

J. W. CHEATHAM, LLC

AMERICAN ENGINEERING &  
DEVELOPMENT CORP.RANGER CONSTRUCTION  
INDUSTRIES, INC.

MEDIAN

	ITEM	QTY	UNITS	UNIT PRICE	AMOUNT	UNIT PRICE	AMOUNT	UNIT PRICE	AMOUNT		
96	END ANCHORAGE ASSEMBLIES ( ET-2000 )	11	EA	\$1,600.00	\$17,600.00	\$1,565.00	\$17,215.00	\$1,900.00	\$20,900.00	\$1,603.00	
97	THRIE-BEAM TERMINAL CONNECTOR	2	EA	\$105.00	\$210.00	\$102.00	\$204.00	\$1.00	\$2.00	\$105.00	
98	TYPE B FENCE ( 4' HIGH W/TOP RAIL)(GREEN VINYL CLAD)	1,724	LF	\$14.00	\$24,136.00	\$10.55	\$18,188.20	\$17.00	\$29,308.00	\$11.00	
99	TYPE B FENCE ( 6' HIGH W/TOP RAIL)(GREEN VINYL CLAD)	8,360	LF	\$10.75	\$89,870.00	\$13.70	\$114,532.00	\$12.60	\$105,336.00	\$13.70	
100	FENCE GATE (TYPE B) (GREEN VINYL CLAD)(PEDESTRIAN)(SINGLE 10' OPENING)	1	EA	\$462.00	\$462.00	\$453.00	\$453.00	\$1,100.00	\$1,100.00	\$464.00	
101	FENCE GATE (TYPE B)(GREEN VINYL CLAD) (DBL 7.5') (15' OPENING)	3	EA	\$854.00	\$2,562.00	\$835.00	\$2,505.00	\$1,300.00	\$3,900.00	\$858.00	
102	FENCE GATE (TYPE B)(GREEN VINYL CLAD) (DBL 18') (36'OPENING)	1	EA	\$2,554.00	\$2,554.00	\$2,500.00	\$2,500.00	\$4,500.00	\$4,500.00	\$2,565.00	
103	SLIDING FENCE GATE (TYPE B) (GREEN VINYL CLAD) (CANTILEVER) (20')	1	EA	\$2,152.00	\$2,152.00	\$2,110.00	\$2,110.00	\$2,700.00	\$2,700.00	\$2,162.00	
104	4" PIPE PVC (NOT ENCASED)	60	LF	\$6.10	\$366.00	\$10.00	\$600.00	\$10.00	\$600.00	\$10.00	
105	IRRIGATION SLEEVES (6") (SHC. 80) (SEE SP's)	1,950	LF	\$11.00	\$21,450.00	\$16.00	\$31,200.00	\$15.00	\$29,250.00	\$15.00	
106	3-2" PVC CONDUITS (SCH 40) (TRAFFIC) (F/O CABLE)	20,658	LF	\$2.00	\$41,316.00	\$2.50	\$51,645.00	\$1.90	\$39,250.20	\$2.00	
107	TRAFFIC & ISS PULL BOXES (17"x30"x12")	28	EA	\$306.00	\$8,568.00	\$480.00	\$13,440.00	\$300.00	\$8,400.00	\$306.00	
108	TRAFFIC & ISS LARGE PULL BOXES (30"x48"x24")	8	EA	\$993.00	\$7,944.00	\$720.00	\$5,760.00	\$960.00	\$7,680.00	\$993.00	
109	SODDING	99,264	SY	\$1.25	\$124,080.00	\$1.70	\$168,748.80	\$2.80	\$277,939.20	\$1.60	
110	SEED & MULCH	40,433	SY	\$0.40	\$16,173.20	\$0.90	\$36,389.70	\$1.70	\$68,736.10	\$0.45	
111	TREE SPADE UNITS (TSU) (INCLUDES 51 LARGE & 26 MEDIUM) (SEE RELOCATION PLANS & SP's)	77	EA	\$250.00	\$19,250.00	\$875.00	\$67,375.00	\$1,100.00	\$84,700.00	\$950.00	
112	PALM RELOCATION UNITS (PRU) (SEE RELOCATION PLANS & SP's)	411	EA	\$162.00	\$66,582.00	\$300.00	\$123,300.00	\$180.00	\$73,980.00	\$187.00	
113	ROYAL PALM RELOCATION AT TURNPIKE (SEE SP's)	6	EA	\$823.00	\$4,938.00	\$300.00	\$1,800.00	\$1,300.00	\$7,800.00	\$1,345.00	
114	MONITORING, MAINTENANCE & REPORTS FOR TSU/PRU (SEE SP's)	4	EA	\$500.00	\$2,000.00	\$760.00	\$3,040.00	\$2,500.00	\$10,000.00	\$1,500.00	
115	MONITORING WELL (SEE SP's)	1	EA	\$2,472.00	\$2,472.00	\$500.00	\$500.00	\$2,500.00	\$2,500.00	\$2,483.00	
116	ABANDON EXISTING MONITORING WELL (SEE SP's)	1	EA	\$310.00	\$310.00	\$200.00	\$200.00	\$1,500.00	\$1,500.00	\$310.00	
117	RETAINING WALL SYSTEM (FDOT WALL TYPE 2B) (PERMANENT) (MSE WALL) (JOG RD. #985068)	6,800	SF	\$25.15	\$171,020.00	\$30.00	\$204,000.00	\$24.50	\$166,600.00	\$26.40	

**45<sup>TH</sup> ST. FROM JOG RD. TO E. OF HAVERHILL RD.  
P.B.C. PROJECT # 2003512  
AND  
JOG RD. FROM S. OF 45<sup>TH</sup> ST. TO N. OF 45<sup>TH</sup> ST.  
P.B.C. PROJECT # 985068**

J. W. CHEATHAM, LLC

AMERICAN ENGINEERING &  
DEVELOPMENT CORP.RANGER CONSTRUCTION  
INDUSTRIES, INC.

MIDWAY

	ITEM	QTY	UNITS	UNIT PRICE	AMOUNT	UNIT PRICE	AMOUNT	UNIT PRICE	AMOUNT		
118	RETAINING WALL SYSTEM (FDOT WALL TYPE 2A)(PERMANENT) (MSE WALL) (45TH ST. #2003512)	23,458	SF	\$25.35	\$594,660.30	\$30.00	\$703,740.00	\$24.30	\$570,029.40	\$27.00	
119	SFWMD COMPLETION CERTIFICATION (SEE SP's)	1	LS	\$1,000.00	\$1,000.00	\$5,050.00	\$5,050.00	\$7,000.00	\$7,000.00	\$5,050.00	
120	RECORD DRAWINGS (SEE SP's)	1	LS	\$1,000.00	\$1,000.00	\$41,725.00	\$41,725.00	\$7,800.00	\$7,800.00	\$15,608.00	
<b>TOTAL REGULAR ROADWAY PAY ITEMS</b>					<b>\$8,876,302.25</b>		<b>\$8,900,894.80</b>		<b>\$10,621,383.50</b>		
	<b>45<sup>TH</sup> Street Bridge over Florida's Turnpike</b>										
121	STRUCTURES REMOVAL OF EXIST (EXIST BRIDGE)	1	LS	\$99,750.00	\$99,750.00	\$100,965.00	\$100,965.00	\$76,000.00	\$76,000.00	\$100,000.00	
122	CONCRETE CLASS II (SUPERSTRUCTURE)	1,922	CY	\$694.00	\$1,333,868.00	\$655.00	\$1,258,910.00	\$430.00	\$826,460.00	\$480.00	
123	REINFORCING STEEL (SUPERSTRUCTURE)	292,448	LB	\$0.68	\$198,864.64	\$0.80	\$233,958.40	\$0.60	\$175,468.80	\$0.80	
124	CONCRETE CLASS IV (SUBSTRUCTURE)	277	CY	\$1,045.00	\$289,465.00	\$805.00	\$222,985.00	\$600.00	\$166,200.00	\$665.00	
125	REINFORCING STEEL (SUBSTRUCTURE)	303,337	LB	\$0.68	\$206,269.16	\$0.80	\$242,669.60	\$0.60	\$182,002.20	\$0.80	
126	CONCRETE CLASS IV (MASS-SUBSTRUCTURE)	1,035	CY	\$650.00	\$672,750.00	\$705.00	\$729,675.00	\$560.00	\$579,600.00	\$566.76	
127	BRIDGE FLOOR GROOVING	4,527	SY	\$2.75	\$12,449.25	\$3.05	\$13,807.35	\$4.00	\$18,108.00	\$4.44	
128	COMPOSITE NEOPRENE PADS	595	CF	\$1.00	\$595.00	\$0.01	\$5.95	\$1.00	\$595.00	\$1.10	
129	PRESTRESSED BEAMS FL BULB T 72	7,172	LF	\$205.00	\$1,470,260.00	\$200.00	\$1,434,400.00	\$140.00	\$1,004,080.00	\$178.50	
130	PRESTRESSED CONCRETE PILES	10,960	LF	\$5.00	\$54,800.00	\$31.35	\$343,596.00	\$69.70	\$763,912.00	\$65.00	
131	SHEET PILING STEEL (TEMPORARY-CRITICAL)	7,420	SF	\$9.00	\$66,780.00	\$15.15	\$112,413.00	\$24.30	\$180,306.00	\$12.50	
132	TEST LOAD (DYNAMIC)	5	EA	\$1.00	\$5.00	\$100.00	\$500.00	\$400.00	\$2,000.00	\$2,100.00	
133	TEST PILES	417	LF	\$375.00	\$156,375.00	\$300.00	\$125,100.00	\$140.00	\$58,380.00	\$220.00	
134	DYNAMIC LOAD TEST SUPPORT (SEE SP's)	5	EA	\$2,200.00	\$11,000.00	\$100.00	\$500.00	\$710.00	\$3,550.00	\$844.00	
135	EXPANSION JOINT	118	LF	\$375.00	\$44,250.00	\$300.00	\$35,400.00	\$25.30	\$2,985.40	\$310.00	
136	CONCRETE TRAFFIC RAILING BARRIER	1,165	LF	\$85.00	\$99,025.00	\$50.00	\$58,250.00	\$93.70	\$109,160.50	\$67.12	
137	CONCRETE PARAPET (PEDESTRIAN/BICYCLE)	1,165	LF	\$80.00	\$93,200.00	\$45.50	\$53,007.50	\$78.60	\$91,569.00	\$55.00	
138	FENCING TYPE R (GREEN VINYL CLAD)	1,165	LF	\$128.00	\$149,120.00	\$125.00	\$145,625.00	\$88.00	\$102,520.00	\$125.50	

**45<sup>TH</sup> ST. FROM JOG RD. TO E. OF HAVERHILL RD.  
P.B.C. PROJECT # 2003512  
AND  
JOG RD. FROM S. OF 45<sup>TH</sup> ST. TO N. OF 45<sup>TH</sup> ST.  
P.B.C. PROJECT # 985068**

J. W. CHEATHAM, LLC

**AMERICAN ENGINEERING &  
DEVELOPMENT CORP.**

**RANGER CONSTRUCTION  
INDUSTRIES, INC.**

**MEDIAN**

ITEM	QTY	UNITS	UNIT PRICE	AMOUNT	UNIT PRICE	AMOUNT	UNIT PRICE	AMOUNT
<b>TOTAL BRIDGE ITEMS</b>				<b>\$4,958,826.05</b>		<b>\$5,111,767.80</b>		<b>\$4,342,896.90</b>
<b>CITY OF W.P.B. UTILITY ITEMS</b>								
139 VALVE AND MANHOLE SURVEY	1	LS	\$1,000.00	\$1,000.00	\$2,800.00	\$2,800.00	\$2,600.00	\$2,600.00
140 CWPB RECORD DRAWINGS	1	LS	\$1,000.00	\$1,000.00	\$4,300.00	\$4,300.00	\$2,900.00	\$2,900.00
141 SUPPORT AND PROTECT EXIST. WATER MAIN W/ BELL CLAMPS (12")	100	LF	\$12.60	\$1,260.00	\$25.00	\$2,500.00	\$12.00	\$1,200.00
142 SUPPORT AND PROTECT EXIST. FORCE MAIN W/ BELL CLAMPS (16") (INCLUDES A CONTINGENCY OF 200 LF)	300	LF	\$26.45	\$7,935.00	\$38.00	\$11,400.00	\$14.00	\$4,200.00
143 SUPPORT AND PROTECT EXIST. WATER MAIN (20" WM IN 36" STEEL CASING)	40	LF	\$28.60	\$1,144.00	\$37.00	\$1,480.00	\$18.00	\$720.00
144 RESTRAIN EXIST 4" FM	60	LF	\$6.85	\$411.00	\$14.00	\$840.00	\$16.00	\$960.00
145 RESTRAIN EXIST 16" FM (INCLUDES A CONTINGENCY OF 200 LF)	900	LF	\$25.45	\$22,905.00	\$26.00	\$23,400.00	\$36.00	\$32,400.00
146 RESTRAIN EXIST 12" WM (INCLUDES A CONTINGENCY OF 80 LF)	940	LF	\$8.95	\$8,413.00	\$18.00	\$16,920.00	\$24.00	\$22,560.00
147 RESTRAIN EXIST 20" WM	240	LF	\$37.55	\$9,012.00	\$63.00	\$15,120.00	\$50.00	\$12,000.00
148 FORCE MAIN REMOVAL (4")	120	LF	\$10.80	\$1,296.00	\$8.00	\$960.00	\$9.00	\$1,080.00
149 INSTALL 4" DIP FORCE MAIN, EPOXY-LINED, CLASS 52	560	LF	\$24.80	\$13,888.00	\$32.00	\$17,920.00	\$33.00	\$18,480.00
150 INSTALL 6" DIP WATER MAIN, CEMENT-LINED, CLASS 52	20	LF	\$17.60	\$352.00	\$30.00	\$600.00	\$30.00	\$600.00
151 INSTALL 8" DIP WATER MAIN, CEMENT-LINED, CLASS 52	140	LF	\$23.30	\$3,262.00	\$37.00	\$5,180.00	\$35.00	\$4,900.00
152 MEGA-LUG JOINT RESTRAINT (4")	28	EA	\$85.60	\$2,396.80	\$65.00	\$1,820.00	\$50.00	\$1,400.00
153 MEGA-LUG JOINT RESTRAINT (8")	6	EA	\$119.00	\$714.00	\$85.00	\$510.00	\$80.00	\$480.00
154 GATE VALVE (4") & VALVE BOX	2	EA	\$590.00	\$1,180.00	\$650.00	\$1,300.00	\$900.00	\$1,800.00
155 GATE VALVE (12") & VALVE BOX	1	EA	\$1,480.00	\$1,480.00	\$2,000.00	\$2,000.00	\$2,100.00	\$2,100.00
156 12" X 12" X 8" TAPPING VALVE & SLEEVE, RESTRAINED MJ	2	EA	\$6,760.00	\$13,520.00	\$2,300.00	\$4,600.00	\$5,400.00	\$10,800.00
157 4" X 4' X 4" TEE, RESTRAINED MJ	1	EA	\$170.00	\$170.00	\$450.00	\$450.00	\$480.00	\$480.00
158 8" X 8' X 6" TEE, RESTRAINED MJ	2	EA	\$250.00	\$500.00	\$500.00	\$1,000.00	\$500.00	\$1,000.00
								\$450.71



**45<sup>TH</sup> ST. FROM JOG RD. TO E. OF HAVERHILL RD.  
P.B.C. PROJECT # 2003512  
AND  
JOG RD. FROM S. OF 45<sup>TH</sup> ST. TO N. OF 45<sup>TH</sup> ST.  
P.B.C. PROJECT # 985068**

**J. W. CHEATHAM, LLC**

**AMERICAN ENGINEERING &  
DEVELOPMENT CORP.**

**RANGER CONSTRUCTION  
INDUSTRIES, INC.**

**MEDIAN**

	ITEM	QTY	UNITS	UNIT PRICE	AMOUNT	UNIT PRICE	AMOUNT	UNIT PRICE	AMOUNT		
159	8" X 6" REDUCER, RESTRAINED MJ	1	EA	\$170.00	\$170.00	\$400.00	\$400.00	\$400.00	\$400.00	\$311.59	
160	4" 45 DEGREE BEND, RESTRAINED MJ	4	EA	\$130.00	\$520.00	\$300.00	\$1,200.00	\$400.00	\$1,600.00	\$300.00	
161	4" 90 DEGREE BEND, RESTRAINED MJ	1	EA	\$135.00	\$135.00	\$300.00	\$300.00	\$400.00	\$400.00	\$306.00	
162	6" 90 DEGREE BEND, RESTRAINED MJ	2	EA	\$160.00	\$320.00	\$400.00	\$800.00	\$400.00	\$800.00	\$322.73	
163	4" SLEEVE, RESTRAINED MJ	3	EA	\$180.00	\$540.00	\$300.00	\$900.00	\$1,200.00	\$3,600.00	\$328.29	
164	6" SLEEVE, RESTRAINED MJ	2	EA	\$225.00	\$450.00	\$300.00	\$600.00	\$1,200.00	\$2,400.00	\$395.07	
165	8" SLEEVE, RESTRAINED MJ	1	EA	\$280.00	\$280.00	\$300.00	\$300.00	\$1,200.00	\$1,200.00	\$400.00	
166	PROTECT ARV MH. ADJUST TO FINISHED GRADE	1	EA	\$580.00	\$580.00	\$800.00	\$800.00	\$600.00	\$600.00	\$600.00	
167	CONSTRUCT UTILITY OFFSET (70 FT - 12" DIP WM RESTRAINED) USING FITTINGS INCLUDING (4) 12" - 45 BENDS & SLEEVE (48" TO 60" COVER). REMOVE AND DISPOSE OF EXIST.	4	EA	\$5,610.00	\$22,440.00	\$8,600.00	\$34,400.00	\$7,000.00	\$28,000.00	\$7,000.00	
168	CONSTRUCT UTILITY OFFSET (50 FT - 16" DIP FM RESTRAINED) USING FITTINGS INCLUDING (4) 16" - 45 BENDS & SLEEVE (60" TO 84" COVER). REMOVE AND DISPOSE OF EXIST. (16" FM - 300 gpm ADF @ 20 psi)	5	EA	\$9,395.00	\$46,975.00	\$16,000.00	\$80,000.00	\$13,000.00	\$65,000.00	\$13,000.00	
169	CONSTRUCT UTILITY OFFSET (50 FT - 20" DIP WM RESTRAINED) USING FITTINGS INCLUDING (4) 20" - 45 BENDS & SLEEVE (60" TO 84" COVER). REMOVE AND DISPOSE OF EXIST.	2	EA	\$9,615.00	\$19,230.00	\$26,000.00	\$52,000.00	\$10,000.00	\$20,000.00	\$13,000.00	
170	REMOVE EXIST FH ASSEMBLY. CUT EXIST 6" DIP. PLUG, CLOSE & BURY 6" HYDRANT VALVE. RESTRAIN EXIST HYDRANT VALVE TO EXIST TEE	1	LS	\$735.00	\$735.00	\$800.00	\$800.00	\$800.00	\$800.00	\$760.00	
171	FORCE MAIN ABANDONMENT (4"), INCLUDING CUT & CAP, GROUTING OF EXIST PIPE, CLOSE & BURY VALVES, & REMOVAL OF VALVE BOXES	500	LF	\$7.10	\$3,550.00	\$4.00	\$2,000.00	\$6.00	\$3,000.00	\$6.00	
172	WATER MAIN ABANDONMENT (10"), INCLUDING CUT & CAP, GROUTING OF EXIST PIPE, CLOSE & BURY VALVES, & REMOVAL OF VALVE BOXES	140	LF	\$19.20	\$2,688.00	\$15.00	\$2,100.00	\$12.00	\$1,680.00	\$12.00	
173	STEEL CASING ABANDONMENT (12" W/ 4" CARRIER PIPE), INCLUDING GROUTING & SEAL ENDS OF CASING	130	LF	\$24.50	\$3,185.00	\$14.00	\$1,820.00	\$11.00	\$1,430.00	\$11.00	
174	REMOVE EXIST FH ASSEMBLY & ASSOCIATED PIPING. RESTRAIN EXIST HYDRANT VALVE TO EXIST TEE	1	LS	\$470.00	\$470.00	\$800.00	\$800.00	\$800.00	\$800.00	\$612.06	

**45<sup>TH</sup> ST. FROM JOG RD. TO E. OF HAVERHILL RD.  
P.B.C. PROJECT # 2003512  
AND  
JOG RD. FROM S. OF 45<sup>TH</sup> ST. TO N. OF 45<sup>TH</sup> ST.  
P.B.C. PROJECT # 985068**

**J. W. CHEATHAM, LLC**

**AMERICAN ENGINEERING &  
DEVELOPMENT CORP.**

**RANGER CONSTRUCTION  
INDUSTRIES, INC.**

**MAINTENANCE**

	ITEM	QTY	UNITS	UNIT PRICE	AMOUNT		UNIT PRICE	AMOUNT		UNIT PRICE	AMOUNT		
175	REMOVE EXIST FH ASSEMBLY & ASSOCIATED PIPING. CUT & CAP AS REQ'D.	1	LS	\$470.00	\$470.00		\$800.00	\$800.00		\$800.00	\$800.00		\$612.06
176	INSTALL FH ASSEMBLY INCLUDING 8X8"X6" TEE, 6" GV, 40 LF - 6" DIP, AND 6" - 90 DEGREE BEND	1	LS	\$3,245.00	\$3,245.00		\$3,700.00	\$3,700.00		\$3,800.00	\$3,800.00		\$3,800.00
177	INSTALL FH ASSEMBLY INCLUDING 6" GV, 12 LF - 6" DIP, 6" - 90 DEGREE BEND, AND 6" SLEEVE	1	LS	\$3,255.00	\$3,255.00		\$3,300.00	\$3,300.00		\$3,400.00	\$3,400.00		\$3,400.00
178	REPLACE VALVE BOX AND INSTALL AT FINISHED GRADE. REMOVE & DISPOSE OF EXIST.	20	EA	\$345.00	\$6,900.00		\$600.00	\$12,000.00		\$430.00	\$8,600.00		\$400.00
179	CONSTRUCT METER/VAULT (4' X 4'). REMOVE AND DISPOSE OF EXIST.	1	EA	\$4,295.00	\$4,295.00		\$5,500.00	\$5,500.00		\$2,400.00	\$2,400.00		\$2,670.83
180	WATER SERVICE (2") INCLUDING WITH METER BOX (UP TO 20 FT IN LENGTH)	1	EA	\$2,230.00	\$2,230.00		\$1,200.00	\$1,200.00		\$1,600.00	\$1,600.00		\$1,600.00
181	REPLACE METER BOX (FOR 2" WATER SERVICE). INSTALL NEW AT FINISHED GRADE. REMOVE & DISPOSE OF EXIST.	2	EA	\$360.00	\$720.00		\$400.00	\$800.00		\$330.00	\$660.00		\$360.00
182	REMOVE, STORE, & RE-INSTALL CWPB UTILITY MARKERS	10	EA	\$90.00	\$900.00		\$200.00	\$2,000.00		\$150.00	\$1,500.00		\$150.00
183	INSTALL FH ASSEMBLY	5	EA	\$1,760.00	\$8,800.00		\$2,700.00	\$13,500.00		\$1,900.00	\$9,500.00		\$2,200.00
184	INSTALL 6" DIP WATER MAIN, CEMENT-LINED, CLASS 52	140	LF	\$17.55	\$2,457.00		\$26.00	\$3,640.00		\$30.00	\$4,200.00		\$26.00
185	GATE VALVE (6") & VALVE BOX	6	EA	\$750.00	\$4,500.00		\$800.00	\$4,800.00		\$950.00	\$5,700.00		\$900.00
186	GATE VALVE (12") & VALVE BOX	1	EA	\$1,740.00	\$1,740.00		\$1,800.00	\$1,800.00		\$2,100.00	\$2,100.00		\$2,100.00
187	12" X 12' X 6" TAPPING VALVE & SLEEVE (FH CONNECTION)	2	EA	\$4,670.00	\$9,340.00		\$3,100.00	\$6,200.00		\$4,500.00	\$9,000.00		\$4,500.00
188	20" X 20' X 6" TAPPING VALVE & SLEEVE (FH CONNECTION)	3	EA	\$4,570.00	\$13,710.00		\$3,700.00	\$11,100.00		\$4,800.00	\$14,400.00		\$4,570.00
189	REMOVE & DISPOSE OF EXIST ARV MH	1	EA	\$530.00	\$530.00		\$600.00	\$600.00		\$800.00	\$800.00		\$548.00
190	ADJUST ARV MH TO FINISHED GRADE (RAISE UP TO 18")	3	EA	\$685.00	\$2,055.00		\$800.00	\$2,400.00		\$1,200.00	\$3,600.00		\$709.00
191	ADJUST ARV MH TO FINISHED GRADE (LOWER UP TO 18")	1	EA	\$1,035.00	\$1,035.00		\$900.00	\$900.00		\$1,200.00	\$1,200.00		\$1,035.00
192	ADJUST ARV MH TO FINISHED GRADE (RAISE UP TO 96")	1	EA	\$1,970.00	\$1,970.00		\$3,400.00	\$3,400.00		\$2,400.00	\$2,400.00		\$2,200.00
193	ARV (2") W/ MH (DOGHOUSE, APPROX 8-FT DEEP) FOR WATER MAIN	1	EA	\$4,475.00	\$4,475.00		\$6,000.00	\$6,000.00		\$5,800.00	\$5,800.00		\$5,000.00
194	ARV (2") W/ MH (DOGHOUSE, APPROX 12-FT DEEP) FOR FORCE MAIN	1	EA	\$5,540.00	\$5,540.00		\$6,800.00	\$6,800.00		\$6,200.00	\$6,200.00		\$6,245.00
195	REPLACE VALVE BOX AND INSTALL AT FINISHED GRADE. REMOVE & DISPOSE OF EXIST.	14	EA	\$345.00	\$4,830.00		\$600.00	\$8,400.00		\$430.00	\$6,020.00		\$400.00



**45<sup>TH</sup> ST. FROM JOG RD. TO E. OF HAVERHILL RD.  
P.B.C. PROJECT # 2003512  
AND  
JOG RD. FROM S. OF 45<sup>TH</sup> ST. TO N. OF 45<sup>TH</sup> ST.  
P.B.C. PROJECT # 985068**

**J. W. CHEATHAM, LLC**

**AMERICAN ENGINEERING &  
DEVELOPMENT CORP.**

**RANGER CONSTRUCTION  
INDUSTRIES, INC.**

**MEDIAN**

	ITEM	QTY	UNITS	UNIT PRICE	AMOUNT	UNIT PRICE	AMOUNT	UNIT PRICE	AMOUNT	
196	REPLACE METER BOX (FOR 2" WATER SERVICE) & INSTALL NEW AT FINISHED GRADE. REMOVE & DISPOSE OF EXIST.	1	EA	\$360.00	\$360.00	\$400.00	\$400.00	\$330.00	\$330.00	\$360.00
197	REMOVE, STORE, & RE-INSTALL CWPB UTILITY MARKERS	10	EA	\$90.00	\$900.00	\$200.00	\$2,000.00	\$150.00	\$1,500.00	\$93.10
198	CONSTRUCT 12" DIP WM @ SOLID WASTE AUTHORITY CANAL & JOG ROAD (AERIAL CROSSING AND PILINGS) (APPROX 160 LF), COMPLETE	1	LS	\$49,000.00	\$49,000.00	\$81,500.00	\$81,500.00	\$100,000.00	\$100,000.00	\$81,500.00
199	REMOVE & DISPOSE OF EXIST 12" WM AERIAL CROSSING @ SOLID WASTE AUTHORITY CANAL & JOG ROAD	1	LS	\$3,000.00	\$3,000.00	\$1,100.00	\$1,100.00	\$6,000.00	\$6,000.00	\$3,103.00
<b>TOTAL CWPB UTILITY ITEMS</b>					<b>\$330,363.80</b>		<b>\$478,160.00</b>		<b>\$455,880.00</b>	
<b>CWPB UTILITY CONTINGENCIES</b>										
200	CONSTRUCT 12" DIP WM @ SOLID WASTE AUTHORITY CANAL & JOG ROAD (COFFERDAM W/ TREMIE SEAL METHOD) (APPROX 160 LF), COMPLETE	1	EA	\$75,000.00	\$75,000.00	\$92,800.00	\$92,800.00	\$180,000.00	\$180,000.00	\$98,268.00
201	CONSTRUCT UTILITY OFFSET (120 FT - 12" DIP WM, RESTRAINED) USING FITTINGS INCLUDING (4) 12" - 45 BENDS & SLEEVE (48" TO 72" COVER). REMOVE AND DISPOSE OF EXIST.	2	EA	\$5,610.00	\$11,220.00	\$13,600.00	\$27,200.00	\$7,000.00	\$14,000.00	\$8,600.00
202	GATE VALVE (12") & VALVE BOX	1	EA	\$1,480.00	\$1,480.00	\$1,800.00	\$1,800.00	\$2,100.00	\$2,100.00	\$2,100.00
203	12" X 12' X 12" TEE, RESTRAINED MJ	1	EA	\$500.00	\$500.00	\$1,000.00	\$1,000.00	\$800.00	\$800.00	\$800.00
204	12" SLEEVE, RESTRAINED MJ	1	EA	\$430.00	\$430.00	\$500.00	\$500.00	\$1,200.00	\$1,200.00	\$556.43
205	RELOCATE 12" DCDA, INCLUDING TESTING	1	EA	\$3,700.00	\$3,700.00	\$3,200.00	\$3,200.00	\$4,500.00	\$4,500.00	\$3,950.00
206	SUPPORT AND PROTECT EXIST. WATER MAIN W/ BELL CLAMPS (20")	80	LF	\$24.00	\$1,920.00	\$60.00	\$4,800.00	\$20.00	\$1,600.00	\$57.00
207	INSTALL LINE STOP (16") IN EXIST FM	1	EA	\$5,650.00	\$5,650.00	\$7,300.00	\$7,300.00	\$11,000.00	\$11,000.00	\$8,680.18
<b>TOTAL CWPB UTILITY CONTINGENCY</b>					<b>\$99,900.00</b>		<b>\$138,600.00</b>		<b>\$215,200.00</b>	
<b>SIGNALIZATION ITEMS</b>										
208	2" GALV. IMC. ABOVE GROUND CONDUIT	25	LF	\$16.50	\$412.50	\$4.00	\$100.00	\$16.00	\$400.00	\$16.25
209	Conduit (Underground)	600	LF	\$3.80	\$2,280.00	\$3.85	\$2,310.00	\$3.70	\$2,220.00	\$3.80

45<sup>TH</sup> ST. FROM JOG RD. TO E. OF HAVERHILL RD.  
P.B.C. PROJECT # 2003512  
AND  
JOG RD. FROM S. OF 45<sup>TH</sup> ST. TO N. OF 45<sup>TH</sup> ST.  
P.B.C. PROJECT # 985068

J. W. CHEATHAM, LLC

AMERICAN ENGINEERING &  
DEVELOPMENT CORP.

RANGER CONSTRUCTION  
INDUSTRIES, INC.

MEDIAN

	ITEM	QTY	UNITS	UNIT PRICE	AMOUNT	UNIT PRICE	AMOUNT	UNIT PRICE	AMOUNT		
210	3-2" (HDPE SDR 11) UNDER PAVEMENT CONDUIT (DIRECTIONAL BORE)	280	LF	\$16.00	\$4,480.00	\$14.70	\$4,116.00	\$15.50	\$4,340.00	\$16.00	
211	4-2" (HDPE SDR 11) UNDER PAVEMENT CONDUIT (DIRECTIONAL BORE)	300	LF	\$19.60	\$5,880.00	\$17.65	\$5,295.00	\$19.00	\$5,700.00	\$19.25	
212	SIGNAL CABLE ( SPAN LENGHT: 751'- GREATER)	1	PI	\$4,074.00	\$4,074.00	\$2,020.00	\$2,020.00	\$4,000.00	\$4,000.00	\$4,000.00	
213	PEDESTRIAN SIGNAL CABLE - 4 CONDUCTOR	1	PI	\$726.00	\$726.00	\$1,765.00	\$1,765.00	\$710.00	\$710.00	\$729.00	
214	PEDESTRIAN SIGNAL CABLE - 7 CONDUCTOR	1	PI	\$914.00	\$914.00	\$1,765.00	\$1,765.00	\$890.00	\$890.00	\$914.00	
215	PULL BOX (17"X30"X12"D) HEAVY DUTY COVERS	16	EA	\$292.00	\$4,672.00	\$365.00	\$5,840.00	\$280.00	\$4,480.00	\$294.00	
216	Electrical Power Service (Underground)	1	AS	\$1,150.00	\$1,150.00	\$1,895.00	\$1,895.00	\$1,100.00	\$1,100.00	\$1,150.00	
217	Electrical Service Wire	250	LF	\$1.00	\$250.00	\$1.00	\$250.00	\$0.90	\$225.00	\$1.00	
218	Electrical Service Disconnect	1	EA	\$129.00	\$129.00	\$355.00	\$355.00	\$130.00	\$130.00	\$129.00	
219	PEDESTRIAN CONCRETE POLE (SERVICE POLE)	1	EA	\$754.00	\$754.00	\$505.00	\$505.00	\$730.00	\$730.00	\$741.55	
220	Mast Arm Assembly Standard Design (60' Single Arm) Includes Mushroom Type Push Buttons	1	EA	\$26,522.00	\$26,522.00	\$25,335.00	\$25,335.00	\$26,000.00	\$26,000.00	\$26,085.84	
221	Mast Arm Assembly Standard Design (65', 70.5' Single Arm) Includes Mushroom Type Push Buttons	2	EA	\$31,657.00	\$63,314.00	\$29,390.00	\$58,780.00	\$31,000.00	\$62,000.00	\$31,000.00	
222	Mast Arm Assembly Custom Design (74' Single Arm) Includes Mushroom Type Push Buttons	1	EA	\$36,905.00	\$36,905.00	\$33,850.00	\$33,850.00	\$36,000.00	\$36,000.00	\$36,000.00	
223	Traffic Signal, STD (3 Section - 1 Way)	11	AS	\$695.00	\$7,645.00	\$785.00	\$8,635.00	\$680.00	\$7,480.00	\$695.00	
224	Traffic Signal, STD (5 Section Cluster)	5	AS	\$1,045.00	\$5,225.00	\$1,285.00	\$6,425.00	\$1,000.00	\$5,000.00	\$1,045.00	
225	PEDESTRIAN SIGNAL, COUNTDOWN (1 WAY) ALUMINUM	8	AS	\$603.00	\$4,824.00	\$660.00	\$5,280.00	\$590.00	\$4,720.00	\$603.00	
226	SIGNAL HEAD AUXILIARIES (TUNEL VISOR)	30	EA	\$1.00	\$30.00	\$1.25	\$37.50	\$1.00	\$30.00	\$1.02	
227	Signal Head Auxillaries (Pedestal)	2	EA	\$695.00	\$1,390.00	\$720.00	\$1,440.00	\$670.00	\$1,340.00	\$697.00	
228	Inductive Loop Detector (Type I)	11	EA	\$125.00	\$1,375.00	\$150.00	\$1,650.00	\$120.00	\$1,320.00	\$125.00	
229	Loop Assembly (Type F) (26')	15	AS	\$355.00	\$5,325.00	\$820.00	\$12,300.00	\$350.00	\$5,250.00	\$355.00	
230	Loop Assembly (Type F) (46')	3	AS	\$408.00	\$1,224.00	\$820.00	\$2,460.00	\$400.00	\$1,200.00	\$410.00	
231	Pedestrian Detectors (Pole Mounted or Cabinet Mounted)	8	EA	\$100.00	\$800.00	\$105.00	\$840.00	\$96.00	\$768.00	\$100.00	

45<sup>TH</sup> ST. FROM JOG RD. TO E. OF HAVERHILL RD.  
P.B.C. PROJECT # 2003512  
AND  
JOG RD. FROM S. OF 45<sup>TH</sup> ST. TO N. OF 45<sup>TH</sup> ST.  
P.B.C. PROJECT # 985068

J. W. CHEATHAM, LLC

AMERICAN ENGINEERING &  
DEVELOPMENT CORP.

RANGER CONSTRUCTION  
INDUSTRIES, INC.

MEDIA

	ITEM	QTY	UNITS	UNIT PRICE	AMOUNT	UNIT PRICE	AMOUNT	UNIT PRICE	AMOUNT		
232	Traffic Controller Assembly (NEMA)	1	AS	\$20,785.00	\$20,785.00	\$20,850.00	\$20,850.00	\$20,000.00	\$20,000.00	\$20,850.00	
233	Street Name Sign (Internally Illuminated) Attached to Pole	4	EA	\$2,344.00	\$9,376.00	\$2,000.00	\$8,000.00	\$2,300.00	\$9,200.00	\$2,300.00	
234	Remove Traffic Signal Head Assembly	12	EA	\$38.00	\$456.00	\$35.35	\$424.20	\$37.00	\$444.00	\$38.00	
235	Remove Pedestrian Signal Assembly	1	EA	\$31.00	\$31.00	\$35.35	\$35.35	\$30.00	\$30.00	\$31.05	
236	Remove Poles	4	EA	\$1,322.00	\$5,288.00	\$805.00	\$3,220.00	\$1,300.00	\$5,200.00	\$1,300.00	
237	Remove Signal Pedestal	3	EA	\$161.00	\$483.00	\$35.35	\$106.05	\$160.00	\$480.00	\$160.00	
238	Remove Controller Assembly	1	EA	\$213.00	\$213.00	\$130.00	\$130.00	\$210.00	\$210.00	\$210.00	
239	Remove Span Wire Assembly	1	EA	\$121.00	\$121.00	\$280.00	\$280.00	\$130.00	\$130.00	\$130.00	
240	Remove Cabling and Conduit	1	PI	\$298.00	\$298.00	\$280.00	\$280.00	\$290.00	\$290.00	\$295.00	
241	Remove Miscellaneous Equipment	1	PI	\$225.00	\$225.00	\$280.00	\$280.00	\$220.00	\$220.00	\$225.00	
	<b>TOTAL SIGNALIZATION ITEMS</b>				\$217,576.50		\$216,854.10		\$212,237.00		
	<b>CONTINGENCY ITEMS</b>										
242	CLASS I CONCRETE (MISC.)	20	CY	\$180.00	\$3,600.00	\$250.00	\$5,000.00	\$500.00	\$10,000.00	\$350.00	
243	FLOWABLE FILL	50	CY	\$150.00	\$7,500.00	\$150.00	\$7,500.00	\$150.00	\$7,500.00	\$150.00	
244	2 - VARIABLE MESSAGE BOARDS (NON-MOT)	20	ED	\$31.00	\$620.00	\$150.00	\$3,000.00	\$25.00	\$500.00	\$26.00	
245	TRAFFIC SAFETY OFFICER (NON-MOT)	600	/ HR	\$45.00	\$27,000.00	\$75.00	\$45,000.00	\$61.00	\$36,600.00	\$50.00	
246	DAHOON HOLLY	26	EA	\$390.00	\$10,140.00	\$290.00	\$7,540.00	\$150.00	\$3,900.00	\$290.52	
247	DADE COUNTY SLASH PINE	25	EA	\$248.00	\$6,200.00	\$270.00	\$6,750.00	\$160.00	\$4,000.00	\$265.00	
248	LIVE OAK	25	EA	\$310.00	\$7,750.00	\$240.00	\$6,000.00	\$150.00	\$3,750.00	\$240.00	
249	SABAL PALM	175	EA	\$150.00	\$26,250.00	\$160.00	\$28,000.00	\$130.00	\$22,750.00	\$157.97	
250	REMOVE & RESET EXISTING FENCE	520	LF	\$8.00	\$4,160.00	\$25.25	\$13,130.00	\$7.50	\$3,900.00	\$8.00	
251	ADJUST AIR RELEASE VALVE	1	EA	\$685.00	\$685.00	\$800.00	\$800.00	\$600.00	\$600.00	\$685.00	
252	PREMIUM FOR CONFLICT CONDITION (SEE SP's)	5	EA	\$5,630.00	\$28,150.00	\$4,500.00	\$22,500.00	\$1,800.00	\$9,000.00	\$4,200.00	

**45<sup>TH</sup> ST. FROM JOG RD. TO E. OF HAVERHILL RD.  
P.B.C. PROJECT # 2003512  
AND  
JOG RD. FROM S. OF 45<sup>TH</sup> ST. TO N. OF 45<sup>TH</sup> ST.  
P.B.C. PROJECT # 985068**

**J. W. CHEATHAM, LLC**

**AMERICAN ENGINEERING &  
DEVELOPMENT CORP.**

**RANGER CONSTRUCTION  
INDUSTRIES, INC.**



	ITEM	QTY	UNITS	UNIT PRICE	AMOUNT	UNIT PRICE	AMOUNT	UNIT PRICE	AMOUNT		
253	STORM SEWER CLEANING (EXISTING) ( 24" OR LESS ) (SEE S. P.)	653	LF	\$3.60	\$2,350.80	\$4.00	\$2,612.00	\$3.50	\$2,285.50	\$4.00	
254	STORM SEWER CLEANING (EXISTING) (> 24" TO 48") (SEE S. P.)	1,273	LF	\$5.15	\$6,555.95	\$7.00	\$8,911.00	\$6.00	\$7,638.00	\$6.20	
255	SUPPORT & PROTECT TRAFFIC FIBER OPTIC CONDUIT (2")	100	LF	\$9.10	\$910.00	\$5.00	\$500.00	\$10.00	\$1,000.00	\$10.00	
256	SUPPORT BURIED TELECOMM. CABLE	100	LF	\$8.00	\$800.00	\$5.00	\$500.00	\$12.00	\$1,200.00	\$11.00	
257	SUPPORT TELECOMMUNICATIONS DUCT.	100	LF	\$16.40	\$1,640.00	\$10.00	\$1,000.00	\$17.00	\$1,700.00	\$16.95	
258	DEFLECT WATER MAIN W/FITTINGS (8")	40	LF	\$74.00	\$2,960.00	\$100.00	\$4,000.00	\$100.00	\$4,000.00	\$100.00	
259	DEFLECT RAW WATER MAIN W/FITTINGS (24")	80	LF	\$325.00	\$26,000.00	\$900.00	\$72,000.00	\$400.00	\$32,000.00	\$400.00	
	<b>TOTAL CONTINGENCY ITEMS</b>				\$163,271.75		\$234,743.00		\$152,323.50		
	<b>TOTAL AMOUNT</b>				\$14,646,240.35		\$15,081,019.70		\$15,999,920.90		

45<sup>TH</sup> ST. FROM JOG RD. TO E. OF HAVERHILL RD.  
P.B.C. PROJECT # 2003512  
AND  
JOG RD. FROM S. OF 45<sup>TH</sup> ST. TO N. OF 45<sup>TH</sup> ST.  
P.B.C. PROJECT # 985068

COMMUNITY ASPHALT  
CORP.

HARDRIVES, INC.

PALM BEACH GRADING,  
INC.

ASTALDI CONSTRUCTION  
CORPORATION

	ITEM	QTY	UNITS	UNIT PRICE	AMOUNT	UNIT PRICE	AMOUNT	UNIT PRICE	AMOUNT	UNIT PRICE	AMOUNT
	REGULAR ROADWAY PAY ITEMS										
1	MOBILIZATION	1	LS	\$429,000.00	\$429,000.00	\$700,000.00	\$700,000.00	\$480,000.00	\$480,000.00	\$1,531,981.92	\$1,531,981.92
2	MAINTENANCE OF TRAFFIC ( INCLUDES PEDESTRIAN M.O.T. )	1	LS	\$475,117.00	\$475,117.00	\$170,000.00	\$170,000.00	\$525,000.00	\$525,000.00	\$392,593.98	\$392,593.98
3	MAINTENANCE OF TRAFFIC (FL'S TURNPIKE)	1	LS	\$554,253.00	\$554,253.00	\$700,000.00	\$700,000.00	\$258,000.00	\$258,000.00	\$444,125.80	\$444,125.80
4	TEMPORARY TRAFFIC CONTROL PLANS (T.T.C.) (SEE GP's)	1	LS	\$10,935.00	\$10,935.00	\$1,000.00	\$1,000.00	\$12,000.00	\$12,000.00	\$5,508.58	\$5,508.58
5	FLOATING TURBIDITY BARRIER	820	LF	\$8.80	\$7,216.00	\$10.00	\$8,200.00	\$1.00	\$820.00	\$9.86	\$8,085.20
6	CLEARING AND GRUBBING (SEE SP's)	1	LS	\$256,477.00	\$256,477.00	\$145,000.00	\$145,000.00	\$138,000.00	\$138,000.00	\$145,065.24	\$145,065.24
7	NPDES COMPLIANCE (SEE SP's)	1	LS	\$39,307.00	\$39,307.00	\$50,000.00	\$50,000.00	\$26,500.00	\$26,500.00	\$76,888.63	\$76,888.63
8	REGULAR EXCAVATION (ROADWAY)	46,248	CY	\$1.60	\$73,996.80	\$1.00	\$46,248.00	\$1.25	\$57,810.00	\$2.78	\$128,569.44
9	LAKE EXCAVATION (SEE SP's)	153,469	CY	\$1.90	\$291,591.10	\$0.60	\$92,081.40	\$1.00	\$153,469.00	\$3.18	\$488,031.42
10	EMBANKMENT ( COMPACTED IN PLACE ) (SEE SP's)	417,807	CY	\$5.15	\$2,151,706.05	\$5.00	\$2,089,035.00	\$3.75	\$1,566,776.25	\$3.96	\$1,654,515.72
11	SURCHARGE (5.0') (See SP's)	1	LS	\$55,140.00	\$55,140.00	\$58,000.00	\$58,000.00	\$98,500.00	\$98,500.00	\$80,155.88	\$80,155.88
12	SUBSOIL EXCAVATION (INCL. A CONTINGENCY OF 600 CY)	1,000	CY	\$7.70	\$7,700.00	\$5.00	\$5,000.00	\$15.00	\$15,000.00	\$10.72	\$10,720.00
13	TYPE B STABILIZATION (LBR 40) (12")	35,686	SY	\$1.95	\$69,587.70	\$2.80	\$99,920.80	\$2.65	\$94,567.90	\$2.49	\$88,858.14
14	TYPE C STABILIZATION (FBV 75)	48,298	SY	\$2.05	\$99,010.90	\$1.80	\$86,936.40	\$2.15	\$103,840.70	\$4.21	\$203,334.58
15	BASEROCK (6")	2,520	SY	\$9.20	\$23,184.00	\$9.50	\$23,940.00	\$9.50	\$23,940.00	\$6.06	\$15,271.20
16	BASEROCK (8") (LBR 100) (2 LIFTS)	78,064	SY	\$5.90	\$460,577.60	\$8.50	\$663,544.00	\$9.60	\$749,414.40	\$7.39	\$576,892.96
17	BASEROCK (DOUBLE COURSE) (13.5") (3 LIFTS)	11,600	SY	\$15.85	\$183,860.00	\$23.00	\$266,800.00	\$15.00	\$174,000.00	\$11.07	\$128,412.00
18	OPTIONAL BASE GROUP 6	642	SY	\$22.10	\$14,188.20	\$12.00	\$7,704.00	\$15.00	\$9,630.00	\$8.18	\$5,251.56
19	ASPHALT CONC. TYPE SP (TRAFFIC B)	779	TN	\$85.00	\$66,215.00	\$90.00	\$70,110.00	\$85.00	\$66,215.00	\$222.25	\$173,132.75
20	TYPE S ASPHALTIC CONCRETE (OVERBUILD) (VARIABLE THICKNESS)	1,326	TN	\$84.50	\$112,047.00	\$76.00	\$100,776.00	\$85.00	\$112,710.00	\$83.46	\$110,667.96
21	TYPE I ASPHALT CONCRETE (1.50")	84,636	SY	\$5.80	\$490,888.80	\$5.40	\$457,034.40	\$6.35	\$537,438.60	\$5.56	\$470,576.16
22	TYPE III ASPHALT CONCRETE (1.0")	109,669	SY	\$4.25	\$466,093.25	\$3.85	\$422,225.65	\$4.80	\$526,411.20	\$4.45	\$488,027.05
23	MILL EXISTING ASPHALT PAVEMENT (3/4 " AVG.)	17,792	SY	\$1.15	\$20,460.80	\$1.15	\$20,460.80	\$1.20	\$21,350.40	\$1.11	\$19,749.12
24	MILL EXISTING ASPHALT PAVEMENT (1" AVG.)	30,381	SY	\$1.40	\$42,533.40	\$1.40	\$42,533.40	\$1.50	\$45,571.50	\$1.11	\$33,722.91
25	MILL EXISTING ASPHALT PAVEMENT (2.5" AVG.)	7,218	SY	\$2.15	\$15,518.70	\$2.10	\$15,157.80	\$2.15	\$15,518.70	\$1.11	\$8,011.98



**45<sup>TH</sup> ST. FROM JOG RD. TO E. OF HAVERHILL RD.  
P.B.C. PROJECT # 2003512  
AND  
JOG RD. FROM S. OF 45<sup>TH</sup> ST. TO N. OF 45<sup>TH</sup> ST.  
P.B.C. PROJECT # 985068**

**COMMUNITY ASPHALT  
CORP.**

**HARDRIVES, INC.**

**PALM BEACH GRADING,  
INC.**

**ASTALDI CONSTRUCTION  
CORPORATION**

	ITEM	QTY	UNITS	UNIT PRICE	AMOUNT	UNIT PRICE	AMOUNT	UNIT PRICE	AMOUNT	UNIT PRICE	AMOUNT
26	FRICTION COURSE (FC-5) ( 3/4 " ) ( RUBBER )	712	TN	\$112.50	\$80,100.00	\$118.00	\$84,016.00	\$113.00	\$80,456.00	\$133.54	\$95,080.48
27	MISCELLANEOUS ASPHALT PAVEMENT	181	TN	\$145.00	\$26,245.00	\$130.00	\$23,530.00	\$145.00	\$26,245.00	\$166.93	\$30,214.33
28	CONCRETE APPROACH SLAB ( INCL. EXP JOINTS & REBAR )	2	EA	\$30,008.00	\$60,016.00	\$20,000.00	\$40,000.00	\$49,875.00	\$99,750.00	\$42,713.49	\$85,426.98
29	CLASS I CONCRETE ( GRAVITY WALLS )	39	CY	\$476.00	\$18,564.00	\$420.00	\$16,380.00	\$365.00	\$14,235.00	\$751.83	\$29,321.37
30	CLASS I CONCRETE ( ENDWALLS )	23	CY	\$771.00	\$17,733.00	\$670.00	\$15,410.00	\$650.00	\$14,950.00	\$723.35	\$16,637.05
31	CONTROL STRUCTURES ( TYPE J-7 ) ( 9' X 5' BOX )	1	EA	\$3,222.00	\$3,222.00	\$5,665.00	\$5,665.00	\$5,000.00	\$5,000.00	\$6,120.65	\$6,120.65
32	INLETS ( CURB ) ( TYPE P-1 )	1	EA	\$4,277.00	\$4,277.00	\$4,430.00	\$4,430.00	\$3,000.00	\$3,000.00	\$4,785.23	\$4,785.23
33	INLETS ( CURB ) ( TYPE P-2 )	1	EA	\$4,112.00	\$4,112.00	\$4,480.00	\$4,480.00	\$3,000.00	\$3,000.00	\$4,840.88	\$4,840.88
34	INLETS ( CURB ) ( TYPE P-5 ) ( <10' )	27	EA	\$2,539.00	\$68,553.00	\$2,525.00	\$68,175.00	\$3,000.00	\$81,000.00	\$2,726.47	\$73,614.69
35	INLETS ( CURB ) ( TYPE P-5 ) ( >10' )	1	EA	\$2,917.00	\$2,917.00	\$3,200.00	\$3,200.00	\$3,800.00	\$3,800.00	\$3,449.81	\$3,449.81
36	INLETS ( CURB ) ( TYPE P-6 )	16	EA	\$2,938.00	\$47,008.00	\$2,890.00	\$46,240.00	\$3,200.00	\$51,200.00	\$3,115.97	\$49,855.52
37	INLETS ( CURB ) ( TYPE P-X ) ( <10' )	11	EA	\$2,188.00	\$24,068.00	\$2,630.00	\$28,930.00	\$3,000.00	\$33,000.00	\$2,837.75	\$31,215.25
38	INLETS ( CURB ) ( TYPE J-5 ) ( <10' )	1	EA	\$4,701.00	\$4,701.00	\$4,800.00	\$4,800.00	\$4,600.00	\$4,600.00	\$5,174.73	\$5,174.73
39	INLETS ( CURB ) ( TYPE J-5 ) ( >10' )	1	EA	\$4,370.00	\$4,370.00	\$4,740.00	\$4,740.00	\$4,900.00	\$4,900.00	\$5,119.08	\$5,119.08
40	INLETS ( CURB ) ( TYPE J-6 ) ( <10' )	1	EA	\$3,910.00	\$3,910.00	\$4,840.00	\$4,840.00	\$4,000.00	\$4,000.00	\$5,230.37	\$5,230.37
41	INLETS ( CURB ) ( TYPE J-5 )	4	EA	\$4,194.00	\$16,776.00	\$4,790.00	\$19,160.00	\$6,000.00	\$24,000.00	\$5,174.73	\$20,698.92
42	INLETS ( CURB ) ( TYPE J-6 )	9	EA	\$4,588.00	\$41,292.00	\$4,840.00	\$43,560.00	\$4,800.00	\$43,200.00	\$5,230.37	\$47,073.33
43	INLETS ( CURB ) ( TYPE J-6P )	1	EA	\$3,051.00	\$3,051.00	\$2,270.00	\$2,270.00	\$2,700.00	\$2,700.00	\$2,448.27	\$2,448.27
44	INLETS ( DITCH BOTTOM ) ( TYPE C ) ( <10' )	4	EA	\$1,402.00	\$5,608.00	\$2,220.00	\$8,880.00	\$2,000.00	\$8,000.00	\$2,392.62	\$9,570.48
45	INLETS ( DITCH BOTTOM ) ( TYPE E ) ( <10' )	1	EA	\$2,012.00	\$2,012.00	\$2,300.00	\$2,300.00	\$2,200.00	\$2,200.00	\$2,503.91	\$2,503.91
46	INLETS ( DITCH BOTTOM ) ( TYPE J-X ) ( <10' )	2	EA	\$2,555.00	\$5,110.00	\$3,090.00	\$6,180.00	\$3,200.00	\$6,400.00	\$3,338.54	\$6,677.08
47	INLETS ( DITCH BOTTOM ) ( TYPE H )	1	EA	\$3,507.00	\$3,507.00	\$2,680.00	\$2,680.00	\$3,200.00	\$3,200.00	\$2,893.39	\$2,893.39
48	MANHOLE ( TYPE P-7 ) ( <10' )	1	EA	\$2,327.00	\$2,327.00	\$2,110.00	\$2,110.00	\$2,300.00	\$2,300.00	\$2,281.33	\$2,281.33
49	MANHOLE ( TYPE J-7 ) ( <10' )	1	EA	\$2,389.00	\$2,389.00	\$4,330.00	\$4,330.00	\$2,500.00	\$2,500.00	\$4,673.94	\$4,673.94
50	MANHOLE TYPE P-8	8	EA	\$1,686.00	\$13,488.00	\$1,855.00	\$14,840.00	\$2,200.00	\$17,600.00	\$2,003.12	\$16,024.96
51	MANHOLE TYPE 8 ( PARTIAL )	5	EA	\$1,469.00	\$7,345.00	\$1,080.00	\$5,400.00	\$850.00	\$4,250.00	\$1,168.49	\$5,842.45

45<sup>TH</sup> ST. FROM JOG RD. TO E. OF HAVERHILL RD.  
P.B.C. PROJECT # 2003512  
AND  
JOG RD. FROM S. OF 45<sup>TH</sup> ST. TO N. OF 45<sup>TH</sup> ST.  
P.B.C. PROJECT # 985068

COMMUNITY ASPHALT  
CORP.

HARDRIVES, INC.

PALM BEACH GRADING,  
INC.

ASTALDI CONSTRUCTION  
CORPORATION

	ITEM	QTY	UNITS	UNIT PRICE	AMOUNT	UNIT PRICE	AMOUNT	UNIT PRICE	AMOUNT	UNIT PRICE	AMOUNT
52	MANHOLE (TYPE I-8)	5	EA	\$3,351.00	\$16,755.00	\$3,915.00	\$19,575.00	\$3,800.00	\$19,000.00	\$4,228.81	\$21,144.05
53	MANHOLE TYPE 8 (ADJUST)	3	EA	\$600.00	\$1,800.00	\$515.00	\$1,545.00	\$600.00	\$1,800.00	\$556.42	\$1,669.26
54	ADJUST VALVE BOX (INCLUDES CONCRETE COLLAR)	2	EA	\$383.00	\$766.00	\$390.00	\$780.00	\$250.00	\$500.00	\$422.88	\$845.76
55	ADJUST UTILITY MANHOLE	5	EA	\$600.00	\$3,000.00	\$640.00	\$3,200.00	\$600.00	\$3,000.00	\$689.96	\$3,449.80
56	MODIFY EXISTING INLETS	1	EA	\$1,360.00	\$1,360.00	\$1,240.00	\$1,240.00	\$650.00	\$650.00	\$1,335.42	\$1,335.42
57	CONCRETE PIPE CULVERT ( 18" )	6,432	LF	\$26.80	\$172,377.60	\$32.00	\$205,824.00	\$26.00	\$167,232.00	\$40.06	\$257,665.92
58	CONCRETE PIPE CULVERT ( 24" )	674	LF	\$35.50	\$23,927.00	\$45.00	\$30,330.00	\$36.00	\$24,264.00	\$54.53	\$36,753.22
59	CONCRETE PIPE CULVERT ( 30" )	254	LF	\$44.20	\$11,226.80	\$56.00	\$14,224.00	\$52.00	\$13,208.00	\$65.66	\$16,677.64
60	CONCRETE PIPE CULVERT ( 30" ) (CLASS IV)	191	LF	\$49.60	\$9,473.60	\$66.00	\$12,606.00	\$57.00	\$10,887.00	\$76.79	\$14,666.89
61	CONCRETE PIPE CULVERT ( 36" )	390	LF	\$59.00	\$23,010.00	\$72.00	\$28,080.00	\$68.00	\$26,520.00	\$83.46	\$32,549.40
62	CONCRETE PIPE CULVERT ( 38" x 60" )	800	LF	\$126.00	\$100,800.00	\$148.00	\$118,400.00	\$150.00	\$120,000.00	\$165.26	\$132,208.00
63	CONCRETE PIPE CULVERT ( 42" )	1,222	LF	\$74.00	\$90,428.00	\$95.00	\$116,090.00	\$88.00	\$107,536.00	\$107.95	\$131,914.90
64	CONCRETE PIPE CULVERT ( 48" )	1,202	LF	\$90.65	\$108,961.30	\$108.00	\$129,816.00	\$105.00	\$126,210.00	\$122.41	\$147,136.82
65	CONCRETE PIPE CULVERT ( 54" )	1,030	LF	\$99.60	\$102,588.00	\$135.00	\$139,050.00	\$135.00	\$139,050.00	\$151.35	\$155,890.50
66	CORRUGATED METAL PIPE CULVERT ( 18" )	56	LF	\$30.85	\$1,727.60	\$45.00	\$2,520.00	\$115.00	\$6,440.00	\$54.53	\$3,053.68
67	CORRUGATED METAL PIPE CULVERT ( 54" )	8	LF	\$248.00	\$1,984.00	\$180.00	\$1,440.00	\$525.00	\$4,200.00	\$194.75	\$1,558.00
68	BOX CULVERT (7' X 4') (QUADRUPLE) (PRECAST) (SEE SP's)	529	LF	\$369.00	\$195,201.00	\$410.00	\$216,890.00	\$675.00	\$357,075.00	\$407.16	\$215,387.64
69	CLASS IV CONCRETE ( BOX CULVERT CIP SECTIONS & LINED CHANNEL)	154	CY	\$624.00	\$96,096.00	\$750.00	\$115,500.00	\$1,000.00	\$154,000.00	\$2,182.09	\$336,041.86
70	REINFORCING STEEL ( BOX CULVERT CIP SECTIONS )	18,900	LB	\$0.60	\$11,340.00	\$0.60	\$11,340.00	\$1.00	\$18,900.00	\$0.50	\$9,450.00
71	ELLIPTICAL CONCRETE PIPE ( 12" X 18" )	164	LF	\$28.70	\$4,706.80	\$33.00	\$5,412.00	\$35.00	\$5,740.00	\$35.61	\$5,840.04
72	STORM SEWER PUMPING (EXISTING) (24" OR LESS)	653	LF	\$3.10	\$2,024.30	\$3.10	\$2,024.30	\$1.50	\$979.50	\$8.03	\$5,243.59
73	STORM SEWER PUMPING (EXISTING) (>24" TO 48")	1,273	LF	\$4.40	\$5,601.20	\$4.10	\$5,219.30	\$2.00	\$2,546.00	\$9.18	\$11,686.14
74	MITERED END SECTION (ROUND) (18" DIA.)	4	EA	\$807.00	\$3,228.00	\$1,030.00	\$4,120.00	\$1,000.00	\$4,000.00	\$1,112.85	\$4,451.40
75	MITERED END SECTION (ROUND) (24" DIA.)	2	EA	\$926.00	\$1,852.00	\$1,135.00	\$2,270.00	\$1,400.00	\$2,800.00	\$1,224.14	\$2,448.28
76	MITERED END SECTION (ROUND) (30" DIA.)	3	EA	\$1,567.00	\$4,701.00	\$1,750.00	\$5,250.00	\$2,000.00	\$6,000.00	\$1,891.84	\$5,675.52
77	MITERED END SECTION (ROUND) (36" DIA.)	2	EA	\$2,038.00	\$4,076.00	\$2,830.00	\$5,660.00	\$2,800.00	\$5,600.00	\$3,060.33	\$6,120.66

45<sup>TH</sup> ST. FROM JOG RD. TO E. OF HAVERHILL RD.  
P.B.C. PROJECT # 2003512  
AND  
JOG RD. FROM S. OF 45<sup>TH</sup> ST. TO N. OF 45<sup>TH</sup> ST.  
P.B.C. PROJECT # 98506B

COMMUNITY ASPHALT  
CORP.

HARDRIVES, INC.

PALM BEACH GRADING,  
INC.

ASTALDI CONSTRUCTION  
CORPORATION

	ITEM	QTY	UNITS	UNIT PRICE	AMOUNT	UNIT PRICE	AMOUNT	UNIT PRICE	AMOUNT	UNIT PRICE	AMOUNT
78	MITERED END SECTION (12" X 18")	4	EA	\$864.00	\$3,456.00	\$1,030.00	\$4,120.00	\$950.00	\$3,800.00	\$1,112.85	\$4,451.40
79	FRENCH DRAINS (ROUND - 18" ) (INCL. BALLAST ROCK & FILTER FABRIC)	444	LF	\$67.70	\$30,058.80	\$78.00	\$34,632.00	\$70.00	\$31,080.00	\$83.46	\$37,056.24
80	CONCRETE CURB & GUTTER ( TYPE F )	39,544	LF	\$9.95	\$393,462.80	\$10.00	\$395,440.00	\$8.65	\$342,055.60	\$9.63	\$380,808.72
81	ENGRAVING CURB FACE (SEE SP's)	6	EA	\$465.00	\$2,790.00	\$300.00	\$1,800.00	\$200.00	\$1,200.00	\$437.28	\$2,623.68
82	CONCRETE BARRIER WALL	690	LF	\$256.00	\$176,640.00	\$221.50	\$152,835.00	\$75.00	\$51,750.00	\$106.94	\$73,788.60
83	CONCRETE BARRIER WALL (MEDIAN)	2,748	LF	\$39.65	\$108,958.20	\$36.00	\$98,928.00	\$60.00	\$164,880.00	\$39.47	\$108,463.56
84	CONCRETE BARRIER WALL (REMOVAL)	3,106	LF	\$12.40	\$38,514.40	\$14.00	\$43,484.00	\$11.00	\$34,166.00	\$33.62	\$104,423.72
85	CONC SIDEWALK ( 4" THICK )	9,187	SY	\$24.35	\$223,703.45	\$21.00	\$192,927.00	\$22.00	\$202,114.00	\$19.59	\$179,973.33
86	CONC SIDEWALK ( 6" THICK ) (DRIVEWAYS)	1,393	SY	\$29.75	\$41,441.75	\$26.00	\$36,218.00	\$29.00	\$40,397.00	\$25.09	\$34,950.37
87	COLOR TREATED AND STAMPED CONCRETE (5" THICK)(SEE SP's)	606	SY	\$56.90	\$34,481.40	\$50.00	\$30,300.00	\$45.00	\$27,270.00	\$50.08	\$30,348.48
88	RIPRAP FABRIC-FORMED CONCRETE, 8" FILTER POINTS	1,040	SY	\$47.10	\$48,984.00	\$38.00	\$39,520.00	\$40.00	\$41,600.00	\$52.56	\$54,662.40
89	GUARDRAIL ( ROADWAY )	3,530	LF	\$19.85	\$70,070.50	\$19.75	\$69,717.50	\$25.00	\$88,250.00	\$19.11	\$67,458.30
90	GUARDRAIL BRIDGE ANCHORAGE ASSEMBLIES	2	EA	\$2,028.00	\$4,056.00	\$2,020.00	\$4,040.00	\$2,200.00	\$4,400.00	\$2,038.18	\$4,076.36
91	END ANCHORAGE ASSEMBLIES ( FLARED )	2	EA	\$1,613.00	\$3,226.00	\$1,600.00	\$3,200.00	\$1,725.00	\$3,450.00	\$1,928.01	\$3,856.02
92	END ANCHORAGE ASSEMBLIES ( TYPE PARALLEL )	1	EA	\$1,603.00	\$1,603.00	\$1,600.00	\$1,600.00	\$1,715.00	\$1,715.00	\$2,065.71	\$2,065.71
93	END ANCHORAGE ASSEMBLIES ( TYPE II )	2	EA	\$448.00	\$896.00	\$445.00	\$890.00	\$500.00	\$1,000.00	\$743.66	\$1,487.32
94	END ANCHORAGE ASSEMBLIES ( TYPE IV )	2	EA	\$1,161.00	\$2,322.00	\$1,160.00	\$2,320.00	\$1,300.00	\$2,600.00	\$1,625.04	\$3,250.08
95	END ANCHORAGE ASSEMBLIES ( TYPE MELT ) ( <45 MPH )	1	EA	\$1,324.00	\$1,324.00	\$1,320.00	\$1,320.00	\$1,400.00	\$1,400.00	\$1,625.03	\$1,625.03
96	END ANCHORAGE ASSEMBLIES ( ET-2000 )	11	EA	\$1,603.00	\$17,633.00	\$1,600.00	\$17,600.00	\$1,715.00	\$18,865.00	\$2,065.72	\$22,722.92
97	THREE-BEAM TERMINAL CONNECTOR	2	EA	\$105.00	\$210.00	\$2,060.00	\$4,120.00	\$150.00	\$300.00	\$1.10	\$2.20
98	TYPE B FENCE ( 4' HIGH W/TOP RAIL)(GREEN VINYL CLAD)	1,724	LF	\$10.80	\$18,619.20	\$14.00	\$24,136.00	\$11.00	\$18,964.00	\$11.50	\$19,826.00
99	TYPE B FENCE ( 6' HIGH W/TOP RAIL)(GREEN VINYL CLAD)	8,360	LF	\$14.05	\$117,458.00	\$10.75	\$89,870.00	\$14.00	\$117,040.00	\$14.94	\$124,898.40
100	FENCE GATE (TYPE B) (GREEN VINYL CLAD)(PEDESTRIAN)(SINGLE 10' OPENING)	1	EA	\$464.00	\$464.00	\$460.00	\$460.00	\$650.00	\$650.00	\$494.67	\$494.67
101	FENCE GATE (TYPE B)(GREEN VINYL CLAD) (DBL 7.5') (15' OPENING)	3	EA	\$858.00	\$2,574.00	\$850.00	\$2,550.00	\$950.00	\$2,850.00	\$913.32	\$2,739.96
102	FENCE GATE (TYPE B)(GREEN VINYL CLAD) (DBL 18') (36' OPENING)	1	EA	\$2,565.00	\$2,565.00	\$2,500.00	\$2,500.00	\$2,600.00	\$2,600.00	\$2,732.26	\$2,732.26
103	SLIDING FENCE GATE (TYPE B) (GREEN VINYL CLAD) (CANTILEVER) (20')	1	EA	\$2,162.00	\$2,162.00	\$2,150.00	\$2,150.00	\$2,200.00	\$2,200.00	\$2,302.58	\$2,302.58



45<sup>TH</sup> ST. FROM JOG RD. TO E. OF HAVERHILL RD.  
P.B.C. PROJECT # 2003512  
AND  
JOG RD. FROM S. OF 45<sup>TH</sup> ST. TO N. OF 45<sup>TH</sup> ST.  
P.B.C. PROJECT # 985068

COMMUNITY ASPHALT  
CORP.

HARDRIVES, INC.

PALM BEACH GRADING,  
INC.

ASTALDI CONSTRUCTION  
CORPORATION

	ITEM	QTY	UNITS	UNIT PRICE	AMOUNT	UNIT PRICE	AMOUNT	UNIT PRICE	AMOUNT	UNIT PRICE	AMOUNT
104	4" PIPE PVC (NOT ENCASED)	60	LF	\$6.25	\$375.00	\$7.00	\$420.00	\$10.00	\$600.00	\$7.23	\$433.80
105	IRRIGATION SLEEVES (6") (SHC. 80) (SEE SP's)	1,950	LF	\$11.35	\$22,132.50	\$19.00	\$37,050.00	\$14.00	\$27,300.00	\$20.59	\$40,150.50
106	3-2" PVC CONDUITS (SCH 40) (TRAFFIC) (F/O CABLE)	20,658	LF	\$1.95	\$40,283.10	\$2.00	\$41,316.00	\$2.10	\$43,381.80	\$2.97	\$61,354.26
107	TRAFFIC & ISS PULL BOXES (17"x30"x12")	28	EA	\$307.00	\$8,596.00	\$325.00	\$9,100.00	\$210.00	\$5,880.00	\$750.27	\$21,007.56
108	TRAFFIC & ISS LARGE PULL BOXES (30"x48"x24")	8	EA	\$997.00	\$7,976.00	\$1,000.00	\$8,000.00	\$1,015.00	\$8,120.00	\$1,749.53	\$13,996.24
109	SOODING	99,264	SY	\$1.95	\$193,564.80	\$1.30	\$129,043.20	\$1.50	\$148,896.00	\$1.33	\$132,021.12
110	SEED & MULCH	40,433	SY	\$0.20	\$8,086.60	\$0.25	\$10,108.25	\$0.45	\$18,194.85	\$0.20	\$8,086.60
111	TREE SPADE UNITS (TSU) (INCLUDES 51 LARGE & 26 MEDIUM) (SEE RELOCATION PLANS & SP's)	77	EA	\$1,133.00	\$87,241.00	\$930.00	\$71,610.00	\$950.00	\$73,150.00	\$990.99	\$76,306.23
112	PALM RELOCATION UNITS (PRU) (SEE RELOCATION PLANS & SP's)	411	EA	\$187.00	\$76,857.00	\$420.00	\$172,620.00	\$110.00	\$45,210.00	\$446.20	\$183,388.20
113	ROYAL PALM RELOCATION AT TURNPIKE (SEE SP's)	6	EA	\$1,376.00	\$8,256.00	\$1,650.00	\$9,900.00	\$1,750.00	\$10,500.00	\$1,762.75	\$10,576.50
114	MONITORING, MAINTENANCE & REPORTS FOR TSU/PRU (SEE SP's)	4	EA	\$2,586.00	\$10,344.00	\$2,000.00	\$8,000.00	\$850.00	\$3,400.00	\$2,839.48	\$11,357.92
115	MONITORING WELL (SEE SP's)	1	EA	\$2,483.00	\$2,483.00	\$3,500.00	\$3,500.00	\$3,500.00	\$3,500.00	\$1,703.69	\$1,703.69
116	ABANDON EXISTING MONITORING WELL (SEE SP's)	1	EA	\$310.00	\$310.00	\$1,500.00	\$1,500.00	\$2,500.00	\$2,500.00	\$988.14	\$988.14
117	RETAINING WALL SYSTEM (FDOT WALL TYPE 2B) (PERMANENT) (MSE WALL) (JOG RD. #985068)	6,800	SF	\$21.00	\$142,800.00	\$24.00	\$163,200.00	\$27.00	\$183,600.00	\$26.40	\$179,520.00
118	RETAINING WALL SYSTEM (FDOT WALL TYPE 2A)(PERMANENT) (MSE WALL) (45TH ST. #2003512)	23,458	SF	\$23.30	\$546,571.40	\$24.00	\$562,992.00	\$27.00	\$633,366.00	\$24.16	\$566,745.28
119	SFWMD COMPLETION CERTIFICATION (SEE SP's)	1	LS	\$2,601.00	\$2,601.00	\$2,000.00	\$2,000.00	\$9,500.00	\$9,500.00	\$5,398.41	\$5,398.41
120	RECORD DRAWINGS (SEE SP's)	1	LS	\$15,608.00	\$15,608.00	\$10,000.00	\$10,000.00	\$22,650.00	\$22,650.00	\$17,792.72	\$17,792.72
TOTAL REGULAR ROADWAY PAY ITEMS					\$10,410,075.40		\$10,503,696.20		\$10,132,452.40		\$12,017,704.53
45 <sup>TH</sup> Street Bridge over Florida's Turnpike											
121	STRUCTURES REMOVAL OF EXIST (EXIST BRIDGE)	1	LS	\$105,508.00	\$105,508.00	\$105,000.00	\$105,000.00	\$160,000.00	\$160,000.00	\$101,085.31	\$101,085.31
122	CONCRETE CLASS II (SUPERSTRUCTURE)	1,922	CY	\$480.00	\$922,560.00	\$752.00	\$1,445,344.00	\$665.00	\$1,278,130.00	\$422.70	\$812,429.40
123	REINFORCING STEEL (SUPERSTRUCTURE)	292,448	LB	\$0.95	\$277,825.60	\$0.72	\$210,562.56	\$0.85	\$248,580.80	\$0.67	\$195,940.16
124	CONCRETE CLASS IV (SUBSTRUCTURE)	277	CY	\$659.00	\$182,543.00	\$1,102.00	\$305,254.00	\$665.00	\$184,205.00	\$1,569.39	\$434,721.03
125	REINFORCING STEEL (SUBSTRUCTURE)	303,337	LB	\$0.95	\$288,170.15	\$0.72	\$218,402.64	\$0.95	\$288,170.15	\$0.66	\$200,202.42

45<sup>TH</sup> ST. FROM JOG RD. TO E. OF HAVERHILL RD.  
P.B.C. PROJECT # 2003512  
AND  
JOG RD. FROM S. OF 45<sup>TH</sup> ST. TO N. OF 45<sup>TH</sup> ST.  
P.B.C. PROJECT # 985068

COMMUNITY ASPHALT  
CORP.

HARDRIVES, INC.

PALM BEACH GRADING,  
INC.

ASTALDI CONSTRUCTION  
CORPORATION

ITEM	QTY	UNITS	UNIT PRICE	AMOUNT	UNIT PRICE	AMOUNT	UNIT PRICE	AMOUNT	UNIT PRICE	AMOUNT
126 CONCRETE CLASS IV (MASS-SUBSTRUCTURE)	1,035	CY	\$530.00	\$548,550.00	\$685.00	\$708,975.00	\$515.00	\$533,025.00	\$566.76	\$586,596.60
127 BRIDGE FLOOR GROOVING	4,527	SY	\$6.35	\$28,746.45	\$3.00	\$13,581.00	\$6.00	\$27,162.00	\$4.89	\$22,137.03
128 COMPOSITE NEOPRENE PADS	595	CF	\$10.55	\$6,277.25	\$1.00	\$595.00	\$1.10	\$654.50	\$7.14	\$4,248.30
129 PRESTRESSED BEAMS FL BULB T 72	7,172	LF	\$181.00	\$1,298,132.00	\$216.00	\$1,549,152.00	\$178.50	\$1,280,202.00	\$152.18	\$1,091,434.96
130 PRESTRESSED CONCRETE PILES	10,960	LF	\$90.75	\$994,620.00	\$5.15	\$56,444.00	\$85.00	\$931,600.00	\$69.01	\$756,349.60
131 SHEET PILING STEEL (TEMPORARY-CRITICAL)	7,420	SF	\$10.55	\$78,281.00	\$9.30	\$69,006.00	\$11.00	\$81,620.00	\$17.99	\$133,485.80
132 TEST LOAD (DYNAMIC)	5	EA	\$5,275.00	\$26,375.00	\$1.00	\$5.00	\$6,640.00	\$33,200.00	\$2,498.74	\$12,493.70
133 TEST PILES	417	LF	\$200.00	\$83,400.00	\$397.00	\$165,549.00	\$220.00	\$91,740.00	\$95.97	\$40,019.49
134 DYNAMIC LOAD TEST SUPPORT (SEE SP's)	5	EA	\$844.00	\$4,220.00	\$2,266.00	\$11,330.00	\$1,100.00	\$5,500.00	\$2,498.74	\$12,493.70
135 EXPANSION JOINT	118	LF	\$332.00	\$39,176.00	\$390.00	\$46,020.00	\$349.00	\$41,182.00	\$266.92	\$31,496.56
136 CONCRETE TRAFFIC RAILING BARRIER	1,165	LF	\$59.10	\$68,851.50	\$63.00	\$73,395.00	\$232.00	\$270,280.00	\$67.12	\$78,194.80
137 CONCRETE PARAPET (PEDESTRIAN/BICYCLE)	1,165	LF	\$63.30	\$73,744.50	\$82.50	\$96,112.50	\$43.00	\$50,095.00	\$45.10	\$52,541.50
138 FENCING TYPE R (GREEN VINYL CLAD)	1,165	LF	\$128.00	\$149,120.00	\$128.00	\$149,120.00	\$135.00	\$157,275.00	\$136.61	\$159,150.65
TOTAL BRIDGE ITEMS				\$5,176,100.45		\$5,223,847.70		\$5,662,621.45		\$4,725,021.01
CITY OF W.F.B. UTILITY ITEMS										
139 VALVE AND MANHOLE SURVEY	1	LS	\$2,601.00	\$2,601.00	\$5,000.00	\$5,000.00	\$2,000.00	\$2,000.00	\$2,919.55	\$2,919.55
140 CWPB RECORD DRAWINGS	1	LS	\$6,503.00	\$6,503.00	\$3,000.00	\$3,000.00	\$9,000.00	\$9,000.00	\$21,428.38	\$21,428.38
141 SUPPORT AND PROTECT EXIST. WATER MAIN W/ BELL CLAMPS (12")	100	LF	\$13.05	\$1,305.00	\$11.85	\$1,185.00	\$16.00	\$1,600.00	\$12.80	\$1,280.00
142 SUPPORT AND PROTECT EXIST. FORCE MAIN W/ BELL CLAMPS (16") (INCLUDES A CONTINGENCY OF 200 LF)	300	LF	\$27.35	\$8,205.00	\$18.50	\$5,550.00	\$26.00	\$7,800.00	\$20.03	\$6,009.00
143 SUPPORT AND PROTECT EXIST. WATER MAIN (20" WM IN 36" STEEL CASING)	40	LF	\$29.60	\$1,184.00	\$8.80	\$352.00	\$16.00	\$640.00	\$9.46	\$378.40
144 RESTRAIN EXIST 4" FM	60	LF	\$7.10	\$426.00	\$6.00	\$360.00	\$10.00	\$600.00	\$6.40	\$384.00
145 RESTRAIN EXIST 16" FM (INCLUDES A CONTINGENCY OF 200 LF)	900	LF	\$26.35	\$23,715.00	\$17.80	\$16,020.00	\$26.00	\$23,400.00	\$19.20	\$17,280.00
146 RESTRAIN EXIST 12" WM (INCLUDES A CONTINGENCY OF 80 LF)	940	LF	\$9.25	\$8,695.00	\$11.30	\$10,622.00	\$15.00	\$14,100.00	\$12.24	\$11,505.60
147 RESTRAIN EXIST 20" WM	240	LF	\$38.85	\$9,324.00	\$51.50	\$12,360.00	\$65.00	\$15,600.00	\$55.64	\$13,353.60
148 FORCE MAIN REMOVAL (4")	120	LF	\$11.15	\$1,338.00	\$9.50	\$1,140.00	\$3.00	\$360.00	\$10.29	\$1,234.80

45<sup>TH</sup> ST. FROM JOG RD. TO E. OF HAVERHILL RD.  
P.B.C. PROJECT # 2003512  
AND  
JOG RD. FROM S. OF 45<sup>TH</sup> ST. TO N. OF 45<sup>TH</sup> ST.  
P.B.C. PROJECT # 985068

COMMUNITY ASPHALT  
CORP.

HARDRIVES, INC.

PALM BEACH GRADING,  
INC.

ASTALDI CONSTRUCTION  
CORPORATION

	ITEM	QTY	UNITS	UNIT PRICE	AMOUNT	UNIT PRICE	AMOUNT	UNIT PRICE	AMOUNT	UNIT PRICE	AMOUNT
149	INSTALL 4" DIP FORCE MAIN, EPOXY-LINED, CLASS 52	560	LF	\$25.65	\$14,364.00	\$32.00	\$17,920.00	\$33.00	\$18,480.00	\$34.50	\$19,320.00
150	INSTALL 6" DIP WATER MAIN, CEMENT-LINED, CLASS 52	20	LF	\$18.20	\$364.00	\$28.00	\$560.00	\$24.00	\$480.00	\$30.05	\$601.00
151	INSTALL 8" DIP WATER MAIN, CEMENT-LINED, CLASS 52	140	LF	\$24.10	\$3,374.00	\$32.00	\$4,480.00	\$32.00	\$4,480.00	\$34.50	\$4,830.00
152	MEGA-LUG JOINT RESTRAINT (4")	28	EA	\$88.55	\$2,479.40	\$41.00	\$1,148.00	\$65.00	\$1,820.00	\$44.51	\$1,246.28
153	MEGA-LUG JOINT RESTRAINT (8")	6	EA	\$123.00	\$738.00	\$52.00	\$312.00	\$100.00	\$600.00	\$55.64	\$333.84
154	GATE VALVE (4") & VALVE BOX	2	EA	\$610.00	\$1,220.00	\$810.00	\$1,620.00	\$800.00	\$1,600.00	\$873.59	\$1,747.18
155	GATE VALVE (12") & VALVE BOX	1	EA	\$1,531.00	\$1,531.00	\$2,000.00	\$2,000.00	\$2,250.00	\$2,250.00	\$2,158.92	\$2,158.92
156	12" X 12" X 8" TAPPING VALVE & SLEEVE, RESTRAINED MJ	2	EA	\$6,993.00	\$13,986.00	\$4,580.00	\$9,160.00	\$5,000.00	\$10,000.00	\$4,952.16	\$9,904.32
157	4" X 4" X 4" TEE, RESTRAINED MJ	1	EA	\$176.00	\$176.00	\$390.00	\$390.00	\$400.00	\$400.00	\$422.88	\$422.88
158	8" X 8" X 6" TEE, RESTRAINED MJ	2	EA	\$259.00	\$518.00	\$420.00	\$840.00	\$750.00	\$1,500.00	\$450.71	\$901.42
159	8" X 6" REDUCER, RESTRAINED MJ	1	EA	\$176.00	\$176.00	\$290.00	\$290.00	\$350.00	\$350.00	\$311.59	\$311.59
160	4" 45 DEGREE BEND, RESTRAINED MJ	4	EA	\$134.00	\$536.00	\$300.00	\$1,200.00	\$300.00	\$1,200.00	\$322.73	\$1,290.92
161	4" 90 DEGREE BEND, RESTRAINED MJ	1	EA	\$140.00	\$140.00	\$310.00	\$310.00	\$325.00	\$325.00	\$333.85	\$333.85
162	6" 90 DEGREE BEND, RESTRAINED MJ	2	EA	\$166.00	\$332.00	\$300.00	\$600.00	\$600.00	\$1,200.00	\$322.73	\$645.46
163	4" SLEEVE, RESTRAINED MJ	3	EA	\$186.00	\$558.00	\$305.00	\$915.00	\$650.00	\$1,950.00	\$328.29	\$984.87
164	6" SLEEVE, RESTRAINED MJ	2	EA	\$233.00	\$466.00	\$365.00	\$730.00	\$600.00	\$1,200.00	\$395.07	\$790.14
165	8" SLEEVE, RESTRAINED MJ	1	EA	\$290.00	\$290.00	\$370.00	\$370.00	\$400.00	\$400.00	\$400.63	\$400.63
166	PROTECT ARV MH. ADJUST TO FINISHED GRADE	1	EA	\$600.00	\$600.00	\$570.00	\$570.00	\$575.00	\$575.00	\$612.06	\$612.06
167	CONSTRUCT UTILITY OFFSET (70 FT - 12" DIP WM RESTRAINED) USING FITTINGS INCLUDING (4) 12" - 45 BENDS & SLEEVE (48" TO 60" COVER). REMOVE AND DISPOSE OF EXIST.	4	EA	\$5,803.00	\$23,212.00	\$8,030.00	\$32,120.00	\$6,600.00	\$26,400.00	\$8,680.19	\$34,720.76
168	CONSTRUCT UTILITY OFFSET (50 FT - 16" DIP FM RESTRAINED) USING FITTINGS INCLUDING (4) 16" - 45 BENDS & SLEEVE (60" TO 84" COVER). REMOVE AND DISPOSE OF EXIST. (16" FM - 300 gpm ADF @ 20 psi)	5	EA	\$9,718.00	\$48,590.00	\$14,160.00	\$70,800.00	\$12,500.00	\$62,500.00	\$15,301.62	\$76,508.10
169	CONSTRUCT UTILITY OFFSET (50 FT - 20" DIP WM RESTRAINED) USING FITTINGS INCLUDING (4) 20" - 45 BENDS & SLEEVE (60" TO 84" COVER). REMOVE AND DISPOSE OF EXIST.	2	EA	\$9,946.00	\$19,892.00	\$19,000.00	\$38,000.00	\$18,000.00	\$36,000.00	\$20,587.63	\$41,175.26

**45<sup>TH</sup> ST. FROM JOG RD. TO E. OF HAVERHILL RD.  
P.B.C. PROJECT # 2003512  
AND  
JOG RD. FROM S. OF 45<sup>TH</sup> ST. TO N. OF 45<sup>TH</sup> ST.  
P.B.C. PROJECT # 985068**

**COMMUNITY ASPHALT  
CORP.**

**HARDRIVES, INC.**

**PALM BEACH GRADING,  
INC.**

**ASTALDI CONSTRUCTION  
CORPORATION**

	ITEM	QTY	UNITS	UNIT PRICE	AMOUNT	UNIT PRICE	AMOUNT	UNIT PRICE	AMOUNT	UNIT PRICE	AMOUNT
170	REMOVE EXIST FH ASSEMBLY. CUT EXIST 6" DIP. PLUG, CLOSE & BURY 6" HYDRANT VALVE. RESTRAIN EXIST HYDRANT VALVE TO EXIST TEE	1	LS	\$760.00	\$760.00	\$570.00	\$570.00	\$600.00	\$600.00	\$612.06	\$612.06
171	FORCE MAIN ABANDONMENT (4"), INCLUDING CUT & CAP, GROUTING OF EXIST PIPE, CLOSE & BURY VALVES, & REMOVAL OF VALVE BOXES	500	LF	\$7.35	\$3,675.00	\$4.80	\$2,400.00	\$2.50	\$1,250.00	\$5.12	\$2,560.00
172	WATER MAIN ABANDONMENT (10"), INCLUDING CUT & CAP, GROUTING OF EXIST PIPE, CLOSE & BURY VALVES, & REMOVAL OF VALVE BOXES	140	LF	\$19.85	\$2,779.00	\$7.20	\$1,008.00	\$7.00	\$980.00	\$7.79	\$1,090.60
173	STEEL CASING ABANDONMENT (12" W/ 4" CARRIER PIPE), INCLUDING GROUTING & SEAL ENDS OF CASING	130	LF	\$25.35	\$3,295.50	\$7.70	\$1,001.00	\$7.50	\$975.00	\$8.35	\$1,085.50
174	REMOVE EXIST FH ASSEMBLY & ASSOCIATED PIPING. RESTRAIN EXIST HYDRANT VALVE TO EXIST TEE	1	LS	\$486.00	\$486.00	\$570.00	\$570.00	\$450.00	\$450.00	\$612.06	\$612.06
175	REMOVE EXIST FH ASSEMBLY & ASSOCIATED PIPING. CUT & CAP AS REQ'D.	1	LS	\$486.00	\$486.00	\$570.00	\$570.00	\$400.00	\$400.00	\$612.06	\$612.06
176	INSTALL FH ASSEMBLY INCLUDING 8X8"X6" TEE, 6" GV, 40 LF - 6" DIP, AND 6" - 90 DEGREE BEND	1	LS	\$3,357.00	\$3,357.00	\$3,860.00	\$3,860.00	\$3,800.00	\$3,800.00	\$4,173.17	\$4,173.17
177	INSTALL FH ASSEMBLY INCLUDING 6" GV, 12 LF - 6" DIP, 6" - 90 DEGREE BEND, AND 6" SLEEVE	1	LS	\$3,367.00	\$3,367.00	\$3,500.00	\$3,500.00	\$3,200.00	\$3,200.00	\$3,755.85	\$3,755.85
178	REPLACE VALVE BOX AND INSTALL AT FINISHED GRADE. REMOVE & DISPOSE OF EXIST.	20	EA	\$357.00	\$7,140.00	\$390.00	\$7,800.00	\$400.00	\$8,000.00	\$417.32	\$8,346.40
179	CONSTRUCT METER/VAULT (4' X 4'), REMOVE AND DISPOSE OF EXIST.	1	EA	\$4,443.00	\$4,443.00	\$2,475.00	\$2,475.00	\$2,700.00	\$2,700.00	\$2,670.83	\$2,670.83
180	WATER SERVICE (2") INCLUDING WITH METER BOX (UP TO 20 FT IN LENGTH)	1	EA	\$2,307.00	\$2,307.00	\$970.00	\$970.00	\$1,200.00	\$1,200.00	\$1,046.08	\$1,046.08
181	REPLACE METER BOX (FOR 2' WATER SERVICE). INSTALL NEW AT FINISHED GRADE. REMOVE & DISPOSE OF EXIST.	2	EA	\$372.00	\$744.00	\$310.00	\$620.00	\$450.00	\$900.00	\$333.86	\$667.72
182	REMOVE, STORE, & RE-INSTALL CWPB UTILITY MARKERS	10	EA	\$93.10	\$931.00	\$15.00	\$150.00	\$150.00	\$1,500.00	\$16.69	\$166.90
183	INSTALL FH ASSEMBLY	5	EA	\$1,821.00	\$9,105.00	\$2,240.00	\$11,200.00	\$2,200.00	\$11,000.00	\$2,420.44	\$12,102.20
184	INSTALL 6" DIP WATER MAIN, CEMENT-LINED, CLASS 52	140	LF	\$18.15	\$2,541.00	\$28.00	\$3,920.00	\$20.00	\$2,800.00	\$30.05	\$4,207.00
185	GATE VALVE (6") & VALVE BOX	6	EA	\$776.00	\$4,656.00	\$943.00	\$5,658.00	\$900.00	\$5,400.00	\$1,018.25	\$6,109.50
186	GATE VALVE (12") & VALVE BOX	1	EA	\$1,800.00	\$1,800.00	\$2,000.00	\$2,000.00	\$2,200.00	\$2,200.00	\$2,158.92	\$2,158.92
187	12" X 12' X 6" TAPPING VALVE & SLEEVE (FH CONNECTION)	2	EA	\$4,831.00	\$9,662.00	\$4,225.00	\$8,450.00	\$4,500.00	\$9,000.00	\$4,562.66	\$9,125.32
188	20" X 20' X 6" TAPPING VALVE & SLEEVE (FH CONNECTION)	3	EA	\$4,727.00	\$14,181.00	\$4,070.00	\$12,210.00	\$5,200.00	\$15,600.00	\$4,395.74	\$13,187.22
189	REMOVE & DISPOSE OF EXIST ARV MH	1	EA	\$548.00	\$548.00	\$540.00	\$540.00	\$300.00	\$300.00	\$584.24	\$584.24

45<sup>TH</sup> ST. FROM JOG RD. TO E. OF HAVERHILL RD.  
P.B.C. PROJECT # 2003512  
AND  
JOG RD. FROM S. OF 45<sup>TH</sup> ST. TO N. OF 45<sup>TH</sup> ST.  
P.B.C. PROJECT # 985062

COMMUNITY ASPHALT  
CORP.

HARDRIVES, INC.

PALM BEACH GRADING,  
INC.

ASTALDI CONSTRUCTION  
CORPORATION

	ITEM	QTY	UNITS	UNIT PRICE	AMOUNT	UNIT PRICE	AMOUNT	UNIT PRICE	AMOUNT	UNIT PRICE	AMOUNT
190	ADJUST ARV MH TO FINISHED GRADE (RAISE UP TO 18")	3	EA	\$709.00	\$2,127.00	\$570.00	\$1,710.00	\$575.00	\$1,725.00	\$612.06	\$1,836.18
191	ADJUST ARV MH TO FINISHED GRADE (LOWER UP TO 18")	1	EA	\$1,071.00	\$1,071.00	\$800.00	\$800.00	\$400.00	\$400.00	\$862.45	\$862.45
192	ADJUST ARV MH TO FINISHED GRADE (RAISE UP TO 96")	1	EA	\$2,038.00	\$2,038.00	\$1,450.00	\$1,450.00	\$2,200.00	\$2,200.00	\$1,557.99	\$1,557.99
193	ARV (2") W/ MH (DOGHOUSE, APPROX 8-FT DEEP) FOR WATER MAIN	1	EA	\$4,629.00	\$4,629.00	\$4,330.00	\$4,330.00	\$5,000.00	\$5,000.00	\$4,673.94	\$4,673.94
194	ARV (2") W/ MH (DOGHOUSE, APPROX 12-FT DEEP) FOR FORCE MAIN	1	EA	\$5,731.00	\$5,731.00	\$6,800.00	\$6,800.00	\$6,400.00	\$6,400.00	\$7,344.78	\$7,344.78
195	REPLACE VALVE BOX AND INSTALL AT FINISHED GRADE. REMOVE & DISPOSE OF EXIST.	14	EA	\$357.00	\$4,998.00	\$390.00	\$5,460.00	\$400.00	\$5,600.00	\$417.32	\$5,842.48
196	REPLACE METER BOX (FOR 2" WATER SERVICE) & INSTALL NEW AT FINISHED GRADE. REMOVE & DISPOSE OF EXIST.	1	EA	\$372.00	\$372.00	\$310.00	\$310.00	\$500.00	\$500.00	\$333.85	\$333.85
197	REMOVE, STORE, & RE-INSTALL CWPB UTILITY MARKERS	10	EA	\$93.10	\$931.00	\$15.00	\$150.00	\$300.00	\$3,000.00	\$16.69	\$166.90
198	CONSTRUCT 12" DIP WM @ SOLID WASTE AUTHORITY CANAL & JOG ROAD (AERIAL CROSSING AND PILINGS) (APPROX 160 LF), COMPLETE	1	LS	\$71,373.00	\$71,373.00	\$79,300.00	\$79,300.00	\$42,000.00	\$42,000.00	\$94,591.80	\$94,591.80
199	REMOVE & DISPOSE OF EXIST 12" WM AERIAL CROSSING @ SOLID WASTE AUTHORITY CANAL & JOG ROAD	1	LS	\$3,103.00	\$3,103.00	\$3,090.00	\$3,090.00	\$1,000.00	\$1,000.00	\$3,338.53	\$3,338.53
	<b>TOTAL CWPB UTILITY ITEMS</b>				<b>\$369,474.90</b>		<b>\$412,796.00</b>		<b>\$388,890.00</b>		<b>\$470,435.34</b>
	<b>CWPB UTILITY CONTINGENCIES</b>										
200	CONSTRUCT 12" DIP WM @ SOLID WASTE AUTHORITY CANAL & JOG ROAD (COFFERDAM W/ TREMIE SEAL METHOD) (APPROX 160 LF), COMPLETE	1	EA	\$98,268.00	\$98,268.00	\$103,000.00	\$103,000.00	\$20,000.00	\$20,000.00	\$270,421.28	\$270,421.28
201	CONSTRUCT UTILITY OFFSET (120 FT - 12" DIP WM, RESTRAINED) USING FITTINGS INCLUDING (4) 12" - 45 BENDS & SLEEVE (48" TO 72" COVER). REMOVE AND DISPOSE OF EXIST.	2	EA	\$5,803.00	\$11,606.00	\$10,815.00	\$21,630.00	\$9,000.00	\$18,000.00	\$11,684.87	\$23,369.74
202	GATE VALVE (12") & VALVE BOX	1	EA	\$1,531.00	\$1,531.00	\$2,000.00	\$2,000.00	\$2,200.00	\$2,200.00	\$2,158.92	\$2,158.92
203	12" X 12' X 12" TEE, RESTRAINED MJ	1	EA	\$517.00	\$517.00	\$775.00	\$775.00	\$900.00	\$900.00	\$834.64	\$834.64
204	12" SLEEVE, RESTRAINED MJ	1	EA	\$445.00	\$445.00	\$515.00	\$515.00	\$650.00	\$650.00	\$556.43	\$556.43
205	RELOCATE 12" DCDA, INCLUDING TESTING	1	EA	\$3,827.00	\$3,827.00	\$4,170.00	\$4,170.00	\$2,400.00	\$2,400.00	\$4,507.02	\$4,507.02
206	SUPPORT AND PROTECT EXIST. WATER MAIN W/ BELL CLAMPS (20")	80	LF	\$24.35	\$1,948.00	\$58.00	\$4,640.00	\$60.00	\$4,800.00	\$62.32	\$4,985.60
207	INSTALL LINE STOP (16") IN EXIST FM	1	EA	\$5,844.00	\$5,844.00	\$8,030.00	\$8,030.00	\$10,500.00	\$10,500.00	\$8,680.18	\$8,680.18
	<b>TOTAL CWPB UTILITY CONTINGENCY</b>				<b>\$123,986.00</b>		<b>\$144,760.00</b>		<b>\$59,450.00</b>		<b>\$315,513.81</b>



45<sup>TH</sup> ST. FROM JOE RD. TO E. OF HAVERHILL RD.  
P.B.C. PROJECT # 2003512  
AND  
JOE RD. FROM S. OF 45<sup>TH</sup> ST. TO N. OF 45<sup>TH</sup> ST.  
P.B.C. PROJECT # 985065

COMMUNITY ASPHALT  
CORP.

HARDRIVES, INC.

PALM BEACH GRADING,  
INC.

ASTALDI CONSTRUCTION  
CORPORATION

ITEM	QTY	UNITS	UNIT PRICE	AMOUNT	UNIT PRICE	AMOUNT	UNIT PRICE	AMOUNT	UNIT PRICE	AMOUNT
<b>SIGNALIZATION ITEMS</b>										
208 2" GALV. IMC. ABOVE GROUND CONDUIT	25	LF	\$16.55	\$413.75	\$16.50	\$412.50	\$16.80	\$420.00	\$24.40	\$610.00
209 Conduit (Underground)	600	LF	\$3.85	\$2,310.00	\$3.80	\$2,280.00	\$3.70	\$2,220.00	\$3.91	\$2,346.00
210 3-2" (HDPE SDR 11) UNDER PAVEMENT CONDUIT (DIRECTIONAL BORE)	280	LF	\$16.05	\$4,494.00	\$16.00	\$4,480.00	\$16.00	\$4,480.00	\$18.95	\$5,308.00
211 4-2" (HDPE SDR 11) UNDER PAVEMENT CONDUIT (DIRECTIONAL BORE)	300	LF	\$19.65	\$5,895.00	\$19.60	\$5,880.00	\$20.00	\$6,000.00	\$21.04	\$6,312.00
212 SIGNAL CABLE (SPAN LENGTH: 751'- GREATER)	1	PI	\$4,091.00	\$4,091.00	\$4,073.70	\$4,073.70	\$4,000.00	\$4,000.00	\$5,683.76	\$5,683.76
213 PEDESTRIAN SIGNAL CABLE - 4 CONDUCTOR	1	PI	\$729.00	\$729.00	\$726.20	\$726.20	\$740.00	\$740.00	\$1,615.11	\$1,615.11
214 PEDESTRIAN SIGNAL CABLE - 7 CONDUCTOR	1	PI	\$918.00	\$918.00	\$913.60	\$913.60	\$900.00	\$900.00	\$2,029.36	\$2,029.36
215 PULL BOX (17"X30"X12"D) HEAVY DUTY COVERS	16	EA	\$294.00	\$4,704.00	\$292.50	\$4,680.00	\$300.00	\$4,800.00	\$380.09	\$6,081.44
216 Electrical Power Service (Underground)	1	AS	\$1,154.00	\$1,154.00	\$1,149.50	\$1,149.50	\$1,200.00	\$1,200.00	\$1,147.99	\$1,147.99
217 Electrical Service Wire	250	LF	\$0.95	\$237.50	\$0.90	\$225.00	\$1.00	\$250.00	\$4.68	\$1,170.00
218 Electrical Service Disconnect	1	EA	\$129.00	\$129.00	\$128.80	\$128.80	\$130.00	\$130.00	\$89.24	\$89.24
219 PEDESTRIAN CONCRETE POLE (SERVICE POLE)	1	EA	\$757.00	\$757.00	\$754.00	\$754.00	\$750.00	\$750.00	\$1,101.72	\$1,101.72
220 Mast Arm Assembly Standard Design (60' Single Arm) Includes Mushroom Type Push Buttons	1	EA	\$26,636.00	\$26,636.00	\$26,522.50	\$26,522.50	\$26,000.00	\$26,000.00	\$23,791.56	\$23,791.56
221 Mast Arm Assembly Standard Design (65', 70.5' Single Arm) Includes Mushroom Type Push Buttons	2	EA	\$31,792.00	\$63,584.00	\$31,657.10	\$63,314.20	\$31,000.00	\$62,000.00	\$27,513.16	\$55,026.32
222 Mast Arm Assembly Custom Design (74' Single Arm) Includes Mushroom Type Push Buttons	1	EA	\$37,062.00	\$37,062.00	\$36,904.90	\$36,904.90	\$36,000.00	\$36,000.00	\$32,089.69	\$32,089.69
223 Traffic Signal, STD (3 Section - 1 Way)	11	AS	\$698.00	\$7,678.00	\$695.30	\$7,648.30	\$700.00	\$7,700.00	\$678.66	\$7,465.26
224 Traffic Signal, STD (5 Section Cluster)	5	AS	\$1,050.00	\$5,250.00	\$1,045.50	\$5,227.50	\$1,025.00	\$5,125.00	\$1,166.72	\$5,833.60
225 PEDESTRIAN SIGNAL, COUNTDOWN (1 WAY) ALUMINUM	8	AS	\$605.00	\$4,840.00	\$602.60	\$4,820.80	\$600.00	\$4,800.00	\$650.01	\$5,200.08
226 SIGNAL HEAD AUXILIARIES (TUNEL VISOR)	30	EA	\$1.05	\$31.50	\$1.00	\$30.00	\$1.00	\$30.00	\$2.20	\$66.00
227 Signal Head Auxiliaries (Pedestal)	2	EA	\$697.00	\$1,394.00	\$694.20	\$1,388.40	\$700.00	\$1,400.00	\$957.39	\$1,914.78
228 Inductive Loop Detector (Type I)	11	EA	\$125.00	\$1,375.00	\$124.60	\$1,370.60	\$125.00	\$1,375.00	\$206.02	\$2,266.22
229 Loop Assembly (Type F) (26')	15	AS	\$357.00	\$5,355.00	\$355.40	\$5,331.00	\$350.00	\$5,250.00	\$699.59	\$10,493.85
230 Loop Assembly (Type F) (46')	3	AS	\$410.00	\$1,230.00	\$407.90	\$1,223.70	\$410.00	\$1,230.00	\$836.20	\$2,508.60

45<sup>TH</sup> ST. FROM JOG RD. TO E. OF HAVERHILL RD.  
P.B.C. PROJECT # 2003512  
AND  
JOG RD. FROM S. OF 45<sup>TH</sup> ST. TO N. OF 45<sup>TH</sup> ST.  
P.B.C. PROJECT # 985068

COMMUNITY ASPHALT  
CORP.

HARDRIVES, INC.

PALM BEACH GRADING,  
INC.

ASTALDI CONSTRUCTION  
CORPORATION

ITEM	QTY	UNITS	UNIT PRICE	AMOUNT	UNIT PRICE	AMOUNT	UNIT PRICE	AMOUNT	UNIT PRICE	AMOUNT
231 Pedestrian Detectors (Pole Mounted or Cabinet Mounted)	8	EA	\$99.30	\$794.40	\$98.90	\$791.20	\$100.00	\$800.00	\$211.53	\$1,692.24
232 Traffic Controller Assembly (NEMA)	1	AS	\$20,874.00	\$20,874.00	\$20,785.40	\$20,785.40	\$21,000.00	\$21,000.00	\$23,120.62	\$23,120.62
233 Street Name Sign (Internally Illuminated) Attached to Pole	4	EA	\$2,354.00	\$9,416.00	\$2,344.30	\$9,377.20	\$2,300.00	\$9,200.00	\$2,547.17	\$10,188.68
234 Remove Traffic Signal Head Assembly	12	EA	\$38.25	\$459.00	\$38.10	\$457.20	\$50.00	\$600.00	\$71.61	\$859.32
235 Remove Pedestrian Signal Assembly	1	EA	\$31.05	\$31.05	\$30.90	\$30.90	\$45.00	\$45.00	\$42.97	\$42.97
236 Remove Poles	4	EA	\$1,328.00	\$5,312.00	\$1,322.50	\$5,290.00	\$1,300.00	\$5,200.00	\$1,724.19	\$6,896.76
237 Remove Signal Pedestal	3	EA	\$161.00	\$483.00	\$160.70	\$482.10	\$175.00	\$525.00	\$171.87	\$515.61
238 Remove Controller Assembly	1	EA	\$214.00	\$214.00	\$213.20	\$213.20	\$225.00	\$225.00	\$342.64	\$342.64
239 Remove Span Wire Assembly	1	EA	\$129.00	\$129.00	\$128.80	\$128.80	\$135.00	\$135.00	\$514.50	\$514.50
240 Remove Cabling and Conduit	1	PI	\$299.00	\$299.00	\$297.70	\$297.70	\$300.00	\$300.00	\$229.16	\$229.16
241 Remove Miscellaneous Equipment	1	PI	\$226.00	\$226.00	\$224.50	\$224.50	\$225.00	\$225.00	\$457.21	\$457.21
TOTAL SIGNALIZATION ITEMS				\$218,505.20		\$217,563.40		\$215,055.00		\$225,008.29
CONTINGENCY ITEMS										
242 CLASS I CONCRETE (MISC.)	20	CY	\$440.00	\$8,800.00	\$170.00	\$3,400.00	\$350.00	\$7,000.00	\$702.45	\$14,049.00
243 FLOWABLE FILL	50	CY	\$134.00	\$6,700.00	\$122.00	\$6,100.00	\$175.00	\$8,750.00	\$158.40	\$7,920.00
244 2 - VARIABLE MESSAGE BOARDS (NON-MOT)	20	ED	\$31.05	\$621.00	\$20.00	\$400.00	\$26.00	\$520.00	\$20.44	\$408.80
245 TRAFFIC SAFETY OFFICER (NON-MOT)	600	/ HR	\$46.85	\$28,110.00	\$50.00	\$30,000.00	\$40.00	\$24,000.00	\$56.79	\$34,074.00
246 DAHOON HOLLY	26	EA	\$151.00	\$3,926.00	\$150.00	\$3,900.00	\$400.00	\$10,400.00	\$416.45	\$10,827.70
247 DADE COUNTY SLASH PINE	25	EA	\$165.00	\$4,125.00	\$165.00	\$4,125.00	\$275.00	\$6,875.00	\$289.75	\$7,243.75
248 LIVE OAK	25	EA	\$151.00	\$3,775.00	\$150.00	\$3,750.00	\$425.00	\$10,625.00	\$455.01	\$11,375.25
249 SABAL PALM	175	EA	\$130.00	\$22,750.00	\$130.00	\$22,750.00	\$250.00	\$43,750.00	\$262.21	\$45,886.75
250 REMOVE & RESET EXISTING FENCE	520	LF	\$7.75	\$4,030.00	\$6.00	\$3,120.00	\$15.00	\$7,800.00	\$8.26	\$4,295.20
251 ADJUST AIR RELEASE VALVE	1	EA	\$709.00	\$709.00	\$570.00	\$570.00	\$950.00	\$950.00	\$612.06	\$612.06
252 PREMIUM FOR CONFLICT CONDITION (SEE SP's)	5	EA	\$5,824.00	\$29,120.00	\$2,940.00	\$14,700.00	\$4,200.00	\$21,000.00	\$3,171.61	\$15,858.05
253 STORM SEWER CLEANING (EXISTING) ( 24" OR LESS ) (SEE S. P.)	653	LF	\$3.60	\$2,350.80	\$3.10	\$2,024.30	\$4.00	\$2,612.00	\$8.29	\$5,413.37
254 STORM SEWER CLEANING (EXISTING) (> 24" TO 48") (SEE S. P.)	1,273	LF	\$6.20	\$7,892.60	\$6.20	\$7,892.60	\$6.00	\$7,638.00	\$9.91	\$12,615.43

45<sup>TH</sup> ST. FROM JOG REL TO E. OF HAVERHILL RD.  
P.B.C. PROJECT # 2003512  
AND  
JOG RD. FROM S. OF 45<sup>TH</sup> ST. TO N. OF 45<sup>TH</sup> ST.  
P.B.C. PROJECT # 985068

COMMUNITY ASPHALT  
CORP.

HARDRIVES, INC.

PALM BEACH GRADING,  
INC.

ASTALDI CONSTRUCTION  
CORPORATION

	ITEM	QTY	UNITS	UNIT PRICE	AMOUNT	UNIT PRICE	AMOUNT	UNIT PRICE	AMOUNT	UNIT PRICE	AMOUNT
255	SUPPORT & PROTECT TRAFFIC FIBER OPTIC CONDUIT (2")	100	LF	\$9.40	\$940.00	\$8.25	\$825.00	\$20.00	\$2,000.00	\$21.76	\$2,176.00
256	SUPPORT BURIED TELECOMM. CABLE	100	LF	\$8.25	\$825.00	\$8.25	\$825.00	\$20.00	\$2,000.00	\$21.76	\$2,176.00
257	SUPPORT TELECOMMUNICATIONS DUCT.	100	LF	\$16.95	\$1,695.00	\$8.25	\$825.00	\$20.00	\$2,000.00	\$21.76	\$2,176.00
258	DEFLECT WATER MAIN W/FITTINGS (8")	40	LF	\$76.55	\$3,062.00	\$130.00	\$5,200.00	\$80.00	\$3,200.00	\$139.11	\$5,564.40
259	DEFLECT RAW WATER MAIN W/FITTINGS (24")	80	LF	\$336.00	\$26,880.00	\$400.00	\$32,000.00	\$400.00	\$32,000.00	\$431.78	\$34,542.40
	TOTAL CONTINGENCY ITEMS				\$156,311.40		\$142,406.90		\$193,120.00		\$217,214.16
	TOTAL AMOUNT				\$16,454,453.35		\$16,645,070.20		\$16,651,588.85		\$17,970,897.14



**45<sup>TH</sup> ST. FROM JOG RD. TO E. OF HAVERHILL RD.**  
**P.B.C. PROJECT # 2003512**  
**AND**  
**JOG RD. FROM S. OF 45<sup>TH</sup> ST. TO N. OF 45<sup>TH</sup> ST.**  
**P.B.C. PROJECT # 985068**

**BERGERON LAND  
DEVELOPMENT, INC.**

**HUBBARD CONSTRUCTION  
COMPANY**

**PRINCE**

	ITEM	QTY	UNITS	UNIT PRICE	AMOUNT	UNIT PRICE	AMOUNT	UNIT PRICE	AMOUNT
	<b>REGULAR ROADWAY PAY ITEMS</b>								
1	MOBILIZATION	1	LS	\$1,800,000.00	\$1,800,000.00	\$1,783,495.00	\$1,783,495.00	\$500,000.00	\$500,000.00
2	MAINTENANCE OF TRAFFIC ( INCLUDES PEDESTRIAN M.O.T. )	1	LS	\$360,000.00	\$360,000.00	\$242,000.00	\$242,000.00	\$370,000.00	\$370,000.00
3	MAINTENANCE OF TRAFFIC (FL'S TURNPIKE)	1	LS	\$800,000.00	\$800,000.00	\$800,000.00	\$800,000.00	\$1,200,000.00	\$1,200,000.00
4	TEMPORARY TRAFFIC CONTROL PLANS (T.T.C.) (SEE GP's)	1	LS	\$6,000.00	\$6,000.00	\$5,312.50	\$5,312.50	\$5,000.00	\$5,000.00
5	FLOATING TURBIDITY BARRIER	820	LF	\$8.25	\$6,765.00	\$10.00	\$8,200.00	\$10.00	\$8,200.00
6	CLEARING AND GRUBBING (SEE SP's)	1	LS	\$132,000.00	\$132,000.00	\$400,000.00	\$400,000.00	\$1,053,235.40	\$1,053,235.40
7	NPDES COMPLIANCE (SEE SP's)	1	LS	\$54,000.00	\$54,000.00	\$10,111.95	\$10,111.95	\$110,000.00	\$110,000.00
8	REGULAR EXCAVATION (ROADWAY)	46,248	CY	\$1.60	\$73,996.80	\$2.29	\$105,907.92	\$3.50	\$161,868.00
9	LAKE EXCAVATION (SEE SP's)	153,469	CY	\$1.75	\$268,570.75	\$2.50	\$383,672.50	\$4.00	\$613,876.00
10	EMBANKMENT ( COMPACTED IN PLACE ) (SEE SP's)	417,807	CY	\$7.00	\$2,924,649.00	\$6.91	\$2,887,046.37	\$6.75	\$2,820,197.25
11	SURCHARGE (5.0') (See SP's)	1	LS	\$273,000.00	\$273,000.00	\$60,000.00	\$60,000.00	\$200,000.00	\$200,000.00
12	SUBSOIL EXCAVATION (INCL. A CONTINGENCY OF 600 CY)	1,000	CY	\$12.00	\$12,000.00	\$3.28	\$3,280.00	\$28.00	\$28,000.00
13	TYPE B STABILIZATION (LBR 40) (12")	35,686	SY	\$5.50	\$196,273.00	\$4.03	\$143,814.58	\$6.50	\$231,959.00
14	TYPE C STABILIZATION (FBV 75)	48,298	SY	\$5.50	\$265,639.00	\$1.82	\$87,902.36	\$7.00	\$338,086.00
15	BASEROCK (6")	2,520	SY	\$9.00	\$22,680.00	\$8.44	\$21,268.80	\$9.00	\$22,680.00
16	BASEROCK (8") (LBR 100) (2 LIFTS)	78,064	SY	\$9.00	\$702,576.00	\$7.67	\$598,750.88	\$9.50	\$741,608.00
17	BASEROCK (DOUBLE COURSE) (13.5")(3 LIFTS)	11,600	SY	\$15.50	\$179,800.00	\$14.10	\$163,560.00	\$17.00	\$197,200.00
18	OPTIONAL BASE GROUP 6	642	SY	\$12.00	\$7,704.00	\$8.59	\$5,514.78	\$12.00	\$7,704.00
19	ASPHALT CONC. TYPE SP (TRAFFIC B)	779	TN	\$86.00	\$66,994.00	\$96.71	\$75,337.09	\$90.00	\$70,110.00
20	TYPE S ASPHALTIC CONCRETE (OVERBUILD) (VARIABLE THICKNESS)	1,326	TN	\$76.00	\$100,776.00	\$88.12	\$116,847.12	\$80.00	\$106,080.00
21	TYPE I ASPHALT CONCRETE (1.50")	84,636	SY	\$5.10	\$431,643.60	\$6.34	\$536,592.24	\$5.25	\$444,339.00
22	TYPE III ASPHALT CONCRETE (1.0")	109,669	SY	\$4.05	\$444,159.45	\$4.73	\$518,734.37	\$4.25	\$466,093.25
23	MILL EXISTING ASPHALT PAVEMENT (3/4 " AVG.)	17,792	SY	\$1.03	\$18,325.76	\$1.14	\$20,282.88	\$1.10	\$19,571.20
24	MILL EXISTING ASPHALT PAVEMENT (1" AVG.)	30,381	SY	\$1.03	\$31,292.43	\$1.24	\$37,672.44	\$1.10	\$33,419.10
25	MILL EXISTING ASPHALT PAVEMENT (2.5" AVG.)	7,218	SY	\$1.03	\$7,434.54	\$1.81	\$13,064.58	\$1.10	\$7,939.80

**45<sup>TH</sup> ST. FROM JOG RD. TO E. OF HAVERHILL RD.  
P.B.C. PROJECT # 2003512  
AND  
JOG RD. FROM S. OF 45<sup>TH</sup> ST. TO N. OF 45<sup>TH</sup> ST.  
P.B.C. PROJECT # 985068**

**BERGERON LAND  
DEVELOPMENT, INC.**

**HUBBARD CONSTRUCTION  
COMPANY**

**PRINCE**

	ITEM	QTY	UNITS	UNIT PRICE	AMOUNT	UNIT PRICE	AMOUNT	UNIT PRICE	AMOUNT
26	FRICION COURSE (FC-5) ( 3/4 ") (RUBBER)	712	TN	\$122.00	\$86,864.00	\$138.82	\$98,839.84	\$125.00	\$89,000.00
27	MISCELLANEOUS ASPHALT PAVEMENT	181	TN	\$152.00	\$27,512.00	\$113.73	\$20,585.13	\$200.00	\$36,200.00
28	CONCRETE APPROACH SLAB ( INCL. EXP JOINTS & REBAR )	2	EA	\$42,000.00	\$84,000.00	\$32,503.58	\$65,007.16	\$32,000.00	\$64,000.00
29	CLASS I CONCRETE ( GRAVITY WALLS )	39	CY	\$340.00	\$13,260.00	\$440.86	\$17,193.54	\$450.00	\$17,550.00
30	CLASS I CONCRETE ( ENDWALLS )	23	CY	\$655.00	\$15,065.00	\$800.00	\$18,400.00	\$900.00	\$20,700.00
31	CONTROL STRUCTURES (TYPE J-7) (9' X 5' BOX)	1	EA	\$5,600.00	\$5,600.00	\$10,000.00	\$10,000.00	\$5,100.00	\$5,100.00
32	INLETS ( CURB ) ( TYPE P-1 )	1	EA	\$4,400.00	\$4,400.00	\$4,500.00	\$4,500.00	\$3,000.00	\$3,000.00
33	INLETS ( CURB ) ( TYPE P-2 )	1	EA	\$4,450.00	\$4,450.00	\$4,800.00	\$4,800.00	\$3,500.00	\$3,500.00
34	INLETS ( CURB ) ( TYPE P-5 ) (<10')	27	EA	\$2,500.00	\$67,500.00	\$2,900.00	\$78,300.00	\$3,000.00	\$81,000.00
35	INLETS ( CURB ) ( TYPE P-5 ) (>10')	1	EA	\$3,200.00	\$3,200.00	\$4,000.00	\$4,000.00	\$2,500.00	\$2,500.00
36	INLETS ( CURB ) ( TYPE P-6 )	16	EA	\$2,875.00	\$46,000.00	\$3,300.00	\$52,800.00	\$2,200.00	\$35,200.00
37	INLETS ( CURB ) ( TYPE P-X ) (<10')	11	EA	\$2,600.00	\$28,600.00	\$2,500.00	\$27,500.00	\$2,800.00	\$30,800.00
38	INLETS ( CURB ) ( TYPE J-5 ) (<10')	1	EA	\$4,700.00	\$4,700.00	\$5,692.89	\$5,692.89	\$4,600.00	\$4,600.00
39	INLETS ( CURB ) ( TYPE J-5 ) (>10')	1	EA	\$4,725.00	\$4,725.00	\$6,000.00	\$6,000.00	\$4,500.00	\$4,500.00
40	INLETS ( CURB ) ( TYPE J-6 ) (<10')	1	EA	\$4,800.00	\$4,800.00	\$5,800.00	\$5,800.00	\$3,200.00	\$3,200.00
41	INLETS ( CURB ) ( TYPE J-5 )	4	EA	\$4,750.00	\$19,000.00	\$5,400.00	\$21,600.00	\$4,000.00	\$16,000.00
42	INLETS ( CURB ) ( TYPE J-6 )	9	EA	\$4,800.00	\$43,200.00	\$6,000.00	\$54,000.00	\$4,500.00	\$40,500.00
43	INLETS ( CURB ) ( TYPE J-6P)	1	EA	\$2,250.00	\$2,250.00	\$3,000.00	\$3,000.00	\$4,200.00	\$4,200.00
44	INLETS ( DITCH BOTTOM ) ( TYPE C ) (<10')	4	EA	\$2,200.00	\$8,800.00	\$2,100.00	\$8,400.00	\$1,700.00	\$6,800.00
45	INLETS ( DITCH BOTTOM ) ( TYPE E ) (<10')	1	EA	\$2,300.00	\$2,300.00	\$2,300.00	\$2,300.00	\$3,000.00	\$3,000.00
46	INLETS ( DITCH BOTTOM ) ( TYPE J-X ) (<10')	2	EA	\$3,050.00	\$6,100.00	\$3,200.00	\$6,400.00	\$3,000.00	\$6,000.00
47	INLETS ( DITCH BOTTOM ) ( TYPE H )	1	EA	\$2,650.00	\$2,650.00	\$3,500.00	\$3,500.00	\$2,500.00	\$2,500.00
48	MANHOLE ( TYPE P-7 ) (<10')	1	EA	\$2,100.00	\$2,100.00	\$2,400.00	\$2,400.00	\$2,500.00	\$2,500.00
49	MANHOLE ( TYPE J-7 ) (<10')	1	EA	\$4,300.00	\$4,300.00	\$3,000.00	\$3,000.00	\$3,100.00	\$3,100.00
50	MANHOLE TYPE P-8	8	EA	\$1,850.00	\$14,800.00	\$2,400.00	\$19,200.00	\$2,100.00	\$16,800.00
51	MANHOLE TYPE 8 (PARTIAL)	5	EA	\$1,075.00	\$5,375.00	\$1,500.00	\$7,500.00	\$1,300.00	\$6,500.00

45<sup>TH</sup> ST. FROM JOG RD. TO E. OF HAVERHILL RD.  
P.B.C. PROJECT # 2003512  
AND  
JOG RD. FROM S. OF 45<sup>TH</sup> ST. TO N. OF 45<sup>TH</sup> ST.  
P.B.C. PROJECT # 985068

BERGERON LAND  
DEVELOPMENT, INC.

HUBBARD CONSTRUCTION  
COMPANY

PRINCE

ITEM	QTY	UNITS	UNIT PRICE	AMOUNT	UNIT PRICE	AMOUNT	UNIT PRICE	AMOUNT
52 MANHOLE (TYPE J-8)	5	EA	\$3,900.00	\$19,500.00	\$4,000.00	\$20,000.00	\$4,000.00	\$20,000.00
53 MANHOLE TYPE 8 (ADJUST)	3	EA	\$510.00	\$1,530.00	\$300.00	\$900.00	\$1,100.00	\$3,300.00
54 ADJUST VALVE BOX ( INCLUDES CONCRETE COLLAR )	2	EA	\$388.00	\$776.00	\$240.00	\$480.00	\$550.00	\$1,100.00
55 ADJUST UTILITY MANHOLE	5	EA	\$630.00	\$3,150.00	\$400.00	\$2,000.00	\$1,100.00	\$5,500.00
56 MODIFY EXISTING INLETS	1	EA	\$1,225.00	\$1,225.00	\$1,200.00	\$1,200.00	\$1,200.00	\$1,200.00
57 CONCRETE PIPE CULVERT ( 18" )	6,432	LF	\$36.50	\$234,768.00	\$34.00	\$218,688.00	\$45.00	\$289,440.00
58 CONCRETE PIPE CULVERT ( 24" )	674	LF	\$49.50	\$33,363.00	\$40.00	\$26,960.00	\$65.00	\$43,810.00
59 CONCRETE PIPE CULVERT ( 30" )	254	LF	\$59.75	\$15,176.50	\$48.00	\$12,192.00	\$70.00	\$17,780.00
60 CONCRETE PIPE CULVERT ( 30" ) (CLASS IV)	191	LF	\$70.00	\$13,370.00	\$56.00	\$10,696.00	\$140.00	\$26,740.00
61 CONCRETE PIPE CULVERT ( 36" )	390	LF	\$76.00	\$29,640.00	\$68.52	\$26,722.80	\$85.00	\$33,150.00
62 CONCRETE PIPE CULVERT ( 38" x 60" )	800	LF	\$150.00	\$120,000.00	\$117.00	\$93,600.00	\$130.00	\$104,000.00
63 CONCRETE PIPE CULVERT ( 42" )	1,222	LF	\$98.25	\$120,061.50	\$80.00	\$97,760.00	\$115.00	\$140,530.00
64 CONCRETE PIPE CULVERT ( 48" )	1,202	LF	\$107.00	\$128,614.00	\$100.00	\$120,200.00	\$124.00	\$149,048.00
65 CONCRETE PIPE CULVERT ( 54" )	1,030	LF	\$138.00	\$142,140.00	\$125.00	\$128,750.00	\$140.00	\$144,200.00
66 CORRUGATED METAL PIPE CULVERT ( 18" )	56	LF	\$50.00	\$2,800.00	\$80.00	\$4,480.00	\$54.00	\$3,024.00
67 CORRUGATED METAL PIPE CULVERT ( 54" )	8	LF	\$178.00	\$1,424.00	\$200.00	\$1,600.00	\$120.00	\$960.00
68 BOX CULVERT (7' X 4') (QUADRUPLE) (PRECAST) (SEE SP's)	529	LF	\$296.00	\$156,584.00	\$475.00	\$251,275.00	\$900.00	\$476,100.00
69 CLASS IV CONCRETE ( BOX CULVERT CIP SECTIONS & LINED CHANNEL)	154	CY	\$530.00	\$81,620.00	\$220.00	\$33,880.00	\$800.00	\$123,200.00
70 REINFORCING STEEL ( BOX CULVERT CIP SECTIONS )	18,900	LB	\$0.71	\$13,419.00	\$0.58	\$10,962.00	\$1.10	\$20,790.00
71 ELLIPTICAL CONCRETE PIPE ( 12" X 18" )	164	LF	\$32.50	\$5,330.00	\$36.00	\$5,904.00	\$45.00	\$7,380.00
72 STORM SEWER PUMPING (EXISTING) (24" OR LESS)	653	LF	\$3.05	\$1,991.65	\$51.39	\$33,557.67	\$4.00	\$2,612.00
73 STORM SEWER PUMPING (EXISTING) (>24" TO 48")	1,273	LF	\$4.10	\$5,219.30	\$47.28	\$60,187.44	\$5.00	\$6,365.00
74 MITERED END SECTION (ROUND) (18" DIA.)	4	EA	\$1,015.00	\$4,060.00	\$860.00	\$3,440.00	\$850.00	\$3,400.00
75 MITERED END SECTION (ROUND) (24" DIA.)	2	EA	\$1,125.00	\$2,250.00	\$950.00	\$1,900.00	\$900.00	\$1,800.00
76 MITERED END SECTION (ROUND) (30" DIA.)	3	EA	\$1,725.00	\$5,175.00	\$1,750.00	\$5,250.00	\$2,300.00	\$6,900.00
77 MITERED END SECTION (ROUND) (36" DIA.)	2	EA	\$2,785.00	\$5,570.00	\$2,000.00	\$4,000.00	\$3,400.00	\$6,800.00

45<sup>TH</sup> ST. FROM JOG RD. TO E. OF HAVERHILL RD.  
P.B.C. PROJECT # 2003512  
AND  
JOG RD. FROM S. OF 45<sup>TH</sup> ST. TO N. OF 45<sup>TH</sup> ST.  
P.B.C. PROJECT # 985068

BERGERON LAND  
DEVELOPMENT, INC.

HUBBARD CONSTRUCTION  
COMPANY

PRINCE

ITEM	QTY	UNITS	UNIT PRICE	AMOUNT	UNIT PRICE	AMOUNT	UNIT PRICE	AMOUNT
78 MITERED END SECTION (12" X 18")	4	EA	\$1,020.00	\$4,080.00	\$800.00	\$3,200.00	\$800.00	\$3,200.00
79 FRENCH DRAINS (ROUND - 18") (INCL. BALLAST ROCK & FILTER FABRIC)	444	LF	\$76.00	\$33,744.00	\$90.00	\$39,960.00	\$70.00	\$31,080.00
80 CONCRETE CURB & GUTTER ( TYPE F )	39,544	LF	\$9.00	\$355,896.00	\$9.74	\$385,158.56	\$11.00	\$434,984.00
81 ENGRAVING CURB FACE (SEE SP's)	6	EA	\$733.00	\$4,398.00	\$275.00	\$1,650.00	\$350.00	\$2,100.00
82 CONCRETE BARRIER WALL	690	LF	\$212.00	\$146,280.00	\$116.77	\$80,571.30	\$300.00	\$207,000.00
83 CONCRETE BARRIER WALL (MEDIAN)	2,748	LF	\$39.00	\$107,172.00	\$76.00	\$208,848.00	\$34.00	\$93,432.00
84 CONCRETE BARRIER WALL (REMOVAL)	3,106	LF	\$26.00	\$80,756.00	\$11.51	\$35,750.06	\$11.00	\$34,166.00
85 CONC SIDEWALK ( 4" THICK )	9,187	SY	\$20.00	\$183,740.00	\$17.50	\$160,772.50	\$19.00	\$174,553.00
86 CONC SIDEWALK ( 6" THICK ) (DRIVEWAYS)	1,393	SY	\$28.00	\$39,004.00	\$22.55	\$31,412.15	\$28.00	\$39,004.00
87 COLOR TREATED AND STAMPED CONCRETE (5" THICK)(SEE SP's)	606	SY	\$52.00	\$31,512.00	\$45.00	\$27,270.00	\$50.00	\$30,300.00
88 RIPRAP FABRIC-FORMED CONCRETE, 8" FILTER POINTS	1,040	SY	\$44.00	\$45,760.00	\$37.98	\$39,499.20	\$44.00	\$45,760.00
89 GUARDRAIL ( ROADWAY )	3,530	LF	\$19.50	\$68,835.00	\$20.15	\$71,129.50	\$20.00	\$70,600.00
90 GUARDRAIL BRIDGE ANCHORAGE ASSEMBLIES	2	EA	\$1,980.00	\$3,960.00	\$2,000.00	\$4,000.00	\$2,000.00	\$4,000.00
91 END ANCHORAGE ASSEMBLIES ( FLARED )	2	EA	\$1,590.00	\$3,180.00	\$1,825.00	\$3,650.00	\$1,600.00	\$3,200.00
92 END ANCHORAGE ASSEMBLIES ( TYPE PARALLEL )	1	EA	\$1,580.00	\$1,580.00	\$2,050.00	\$2,050.00	\$1,600.00	\$1,600.00
93 END ANCHORAGE ASSEMBLIES ( TYPE II )	2	EA	\$440.00	\$880.00	\$635.00	\$1,270.00	\$500.00	\$1,000.00
94 END ANCHORAGE ASSEMBLIES ( TYPE IV )	2	EA	\$1,135.00	\$2,270.00	\$1,825.00	\$3,650.00	\$1,200.00	\$2,400.00
95 END ANCHORAGE ASSEMBLIES ( TYPE MELT ) ( <45 MPH )	1	EA	\$1,300.00	\$1,300.00	\$1,825.00	\$1,825.00	\$1,300.00	\$1,300.00
96 END ANCHORAGE ASSEMBLIES ( ET-2000 )	11	EA	\$1,575.00	\$17,325.00	\$2,050.00	\$22,550.00	\$1,600.00	\$17,600.00
97 THRIE-BEAM TERMINAL CONNECTOR	2	EA	\$103.00	\$206.00	\$2,000.00	\$4,000.00	\$110.00	\$220.00
98 TYPE B FENCE ( 4' HIGH W/TOP RAIL)(GREEN VINYL CLAD)	1,724	LF	\$10.55	\$18,188.20	\$10.44	\$17,998.56	\$17.00	\$29,308.00
99 TYPE B FENCE ( 6' HIGH W/TOP RAIL)(GREEN VINYL CLAD)	8,360	LF	\$13.75	\$114,950.00	\$13.56	\$113,361.60	\$13.00	\$108,680.00
100 FENCE GATE (TYPE B) (GREEN VINYL CLAD)(PEDESTRIAN)(SINGLE 10' OPENING)	1	EA	\$455.00	\$455.00	\$449.00	\$449.00	\$1,100.00	\$1,100.00
101 FENCE GATE (TYPE B)(GREEN VINYL CLAD) (DBL 7.5') (15' OPENING)	3	EA	\$840.00	\$2,520.00	\$829.00	\$2,487.00	\$1,400.00	\$4,200.00
102 FENCE GATE (TYPE B)(GREEN VINYL CLAD) (DBL 18') (36' OPENING)	1	EA	\$2,500.00	\$2,500.00	\$2,480.00	\$2,480.00	\$4,500.00	\$4,500.00
103 SLIDING FENCE GATE (TYPE B) (GREEN VINYL CLAD) (CANTILEVER) (20')	1	EA	\$2,125.00	\$2,125.00	\$2,090.00	\$2,090.00	\$2,700.00	\$2,700.00

**45<sup>TH</sup> ST. FROM JOG RD. TO E. OF HAVERHILL RD.  
P.B.C. PROJECT # 2003512  
AND  
JOG RD. FROM S. OF 45<sup>TH</sup> ST. TO N. OF 45<sup>TH</sup> ST.  
P.B.C. PROJECT # 985068**

**BERGERON LAND  
DEVELOPMENT, INC.**

**HUBBARD CONSTRUCTION  
COMPANY**

**PRINCE**

	ITEM	QTY	UNITS	UNIT PRICE	AMOUNT	UNIT PRICE	AMOUNT	UNIT PRICE	AMOUNT
104	4" PIPE PVC (NOT ENCASED)	60	LF	\$6.65	\$399.00	\$30.46	\$1,827.60	\$34.00	\$2,040.00
105	IRRIGATION SLEEVES (6") (SHC. 80) (SEE SP's)	1,950	LF	\$19.00	\$37,050.00	\$15.00	\$29,250.00	\$17.00	\$33,150.00
106	3-2" PVC CONDUITS (SCH 40) (TRAFFIC) (F/O CABLE)	20,658	LF	\$1.95	\$40,283.10	\$1.92	\$39,663.36	\$4.00	\$82,632.00
107	TRAFFIC & ISS PULL BOXES (17"x30"x12")	28	EA	\$300.00	\$8,400.00	\$300.87	\$8,424.36	\$800.00	\$22,400.00
108	TRAFFIC & ISS LARGE PULL BOXES (30"x48"x24")	8	EA	\$975.00	\$7,800.00	\$976.57	\$7,812.56	\$1,825.00	\$14,600.00
109	SODDING	99,264	SY	\$2.15	\$213,417.60	\$1.21	\$120,109.44	\$1.60	\$158,822.40
110	SEED & MULCH	40,433	SY	\$1.40	\$56,606.20	\$0.39	\$15,768.87	\$0.70	\$28,303.10
111	TREE SPADE UNITS (TSU) (INCLUDES 51 LARGE & 26 MEDIUM) (SEE RELOCATION PLANS & SP's)	77	EA	\$1,115.00	\$85,855.00	\$882.91	\$67,984.07	\$900.00	\$69,300.00
112	PALM RELOCATION UNITS (PRU) (SEE RELOCATION PLANS & SP's)	411	EA	\$183.50	\$75,418.50	\$293.94	\$120,809.34	\$410.00	\$168,510.00
113	ROYAL PALM RELOCATION AT TURNPIKE (SEE SP's)	6	EA	\$1,345.00	\$8,070.00	\$293.94	\$1,763.64	\$1,600.00	\$9,600.00
114	MONITORING, MAINTENANCE & REPORTS FOR TSU/PRU (SEE SP's)	4	EA	\$2,550.00	\$10,200.00	\$765.34	\$3,061.36	\$1,500.00	\$6,000.00
115	MONITORING WELL (SEE SP's)	1	EA	\$3,325.00	\$3,325.00	\$3,120.00	\$3,120.00	\$1,500.00	\$1,500.00
116	ABANDON EXISTING MONITORING WELL (SEE SP's)	1	EA	\$285.00	\$285.00	\$280.00	\$280.00	\$870.00	\$870.00
117	RETAINING WALL SYSTEM (FDOT WALL TYPE 2B) (PERMANENT) (MSE WALL) (JOG RD. #985068)	6,800	SF	\$23.25	\$158,100.00	\$30.79	\$209,372.00	\$32.00	\$217,600.00
118	RETAINING WALL SYSTEM (FDOT WALL TYPE 2A)(PERMANENT) (MSE WALL) (45TH ST. #2003512)	23,458	SF	\$29.90	\$701,394.20	\$27.87	\$653,774.46	\$31.00	\$727,198.00
119	SFWM COMPLETION CERTIFICATION (SEE SP's)	1	LS	\$5,100.00	\$5,100.00	\$531.25	\$531.25	\$600.00	\$600.00
120	RECORD DRAWINGS (SEE SP's)	1	LS	\$43,000.00	\$43,000.00	\$5,000.00	\$5,000.00	\$100.00	\$100.00
<b>TOTAL REGULAR ROADWAY PAY ITEMS</b>					<b>\$13,573,907.08</b>		<b>\$13,311,306.57</b>		<b>\$14,796,257.50</b>
	<b>45<sup>TH</sup> Street Bridge over Florida's Turnpike</b>								
121	STRUCTURES REMOVAL OF EXIST (EXIST BRIDGE)	1	LS	\$80,000.00	\$80,000.00	\$100,000.00	\$100,000.00	\$92,000.00	\$92,000.00
122	CONCRETE CLASS II (SUPERSTRUCTURE)	1,922	CY	\$480.00	\$922,560.00	\$456.49	\$877,373.78	\$780.00	\$1,499,160.00
123	REINFORCING STEEL (SUPERSTRUCTURE)	292,448	LB	\$0.59	\$172,544.32	\$1.00	\$292,448.00	\$0.90	\$263,203.20
124	CONCRETE CLASS IV (SUBSTRUCTURE)	277	CY	\$600.00	\$166,200.00	\$735.41	\$203,708.57	\$100.00	\$27,700.00
125	REINFORCING STEEL (SUBSTRUCTURE)	303,337	LB	\$0.66	\$200,202.42	\$1.00	\$303,337.00	\$0.90	\$273,003.30

**45<sup>TH</sup> ST. FROM JOG RD. TO E. OF HAVERHILL RD.  
P.B.C. PROJECT # 2003512  
AND  
JOG RD. FROM S. OF 45<sup>TH</sup> ST. TO N. OF 45<sup>TH</sup> ST.  
P.B.C. PROJECT # 985068**

**BERGERON LAND  
DEVELOPMENT, INC.**

**HUBBARD CONSTRUCTION  
COMPANY**

**PRINCE**

	ITEM	QTY	UNITS	UNIT PRICE	AMOUNT	UNIT PRICE	AMOUNT	UNIT PRICE	AMOUNT
126	CONCRETE CLASS IV (MASS-SUBSTRUCTURE)	1,035	CY	\$266.00	\$275,310.00	\$600.00	\$621,000.00	\$780.00	\$807,300.00
127	BRIDGE FLOOR GROOVING	4,527	SY	\$5.50	\$24,898.50	\$4.44	\$20,099.88	\$4.00	\$18,108.00
128	COMPOSITE NEOPRENE PADS	595	CF	\$61.00	\$36,295.00	\$54.94	\$32,689.30	\$1.00	\$595.00
129	PRESTRESSED BEAMS FL BULB T 72	7,172	LF	\$170.00	\$1,219,240.00	\$147.14	\$1,055,288.08	\$280.00	\$2,008,160.00
130	PRESTRESSED CONCRETE PILES	10,960	LF	\$65.00	\$712,400.00	\$35.00	\$383,600.00	\$35.00	\$383,600.00
131	SHEET PILING STEEL (TEMPORARY-CRITICAL)	7,420	SF	\$12.50	\$92,750.00	\$7.48	\$55,501.60	\$17.00	\$126,140.00
132	TEST LOAD (DYNAMIC)	5	EA	\$2,500.00	\$12,500.00	\$2,100.00	\$10,500.00	\$120.00	\$600.00
133	TEST PILES	417	LF	\$107.00	\$44,619.00	\$220.37	\$91,894.29	\$340.00	\$141,780.00
134	DYNAMIC LOAD TEST SUPPORT (SEE SP's)	5	EA	\$2,500.00	\$12,500.00	\$343.81	\$1,719.05	\$115.00	\$575.00
135	EXPANSION JOINT	118	LF	\$310.00	\$36,580.00	\$125.00	\$14,750.00	\$335.00	\$39,530.00
136	CONCRETE TRAFFIC RAILING BARRIER	1,165	LF	\$34.00	\$39,610.00	\$76.60	\$89,239.00	\$60.00	\$69,900.00
137	CONCRETE PARAPET (PEDESTRIAN/BICYCLE)	1,165	LF	\$22.65	\$26,387.25	\$88.09	\$102,624.85	\$55.00	\$64,075.00
138	FENCING TYPE R (GREEN VINYL CLAD)	1,165	LF	\$125.50	\$146,207.50	\$124.00	\$144,460.00	\$90.00	\$104,850.00
<b>TOTAL BRIDGE ITEMS</b>					<b>\$4,220,803.99</b>		<b>\$4,400,233.40</b>		<b>\$5,920,279.50</b>
<b>CITY OF W.P.B. UTILITY ITEMS</b>									
139	VALVE AND MANHOLE SURVEY	1	LS	\$5,600.00	\$5,600.00	\$1,500.00	\$1,500.00	\$685.00	\$685.00
140	CWPB RECORD DRAWINGS	1	LS	\$8,300.00	\$8,300.00	\$1,500.00	\$1,500.00	\$500.00	\$500.00
141	SUPPORT AND PROTECT EXIST. WATER MAIN W/ BELL CLAMPS (12")	100	LF	\$11.75	\$1,175.00	\$12.00	\$1,200.00	\$58.00	\$5,800.00
142	SUPPORT AND PROTECT EXIST. FORCE MAIN W/ BELL CLAMPS (16") (INCLUDES A CONTINGENCY OF 200 LF)	300	LF	\$18.40	\$5,520.00	\$14.00	\$4,200.00	\$74.00	\$22,200.00
143	SUPPORT AND PROTECT EXIST. WATER MAIN (20" WM IN 36" STEEL CASING)	40	LF	\$8.70	\$348.00	\$18.00	\$720.00	\$70.00	\$2,800.00
144	RESTRAIN EXIST 4" FM	60	LF	\$5.85	\$351.00	\$16.00	\$960.00	\$16.00	\$960.00
145	RESTRAIN EXIST 16" FM (INCLUDES A CONTINGENCY OF 200 LF)	900	LF	\$17.60	\$15,840.00	\$36.00	\$32,400.00	\$52.00	\$46,800.00
146	RESTRAIN EXIST 12" WM (INCLUDES A CONTINGENCY OF 80 LF)	940	LF	\$11.25	\$10,575.00	\$24.00	\$22,560.00	\$36.00	\$33,840.00
147	RESTRAIN EXIST 20" WM	240	LF	\$50.60	\$12,144.00	\$50.00	\$12,000.00	\$57.00	\$13,680.00
148	FORCE MAIN REMOVAL (4")	120	LF	\$9.45	\$1,134.00	\$9.00	\$1,080.00	\$11.00	\$1,320.00



45<sup>TH</sup> ST. FROM JOG RD. TO E. OF HAVERHILL RD.  
P.B.C. PROJECT # 2063512  
AND  
JOG RD. FROM S. OF 45<sup>TH</sup> ST. TO N. OF 45<sup>TH</sup> ST.  
P.B.C. PROJECT # 985068

BERGERON LAND  
DEVELOPMENT, INC.

HUBBARD CONSTRUCTION  
COMPANY

PRINCE

	ITEM	QTY	UNITS	UNIT PRICE	AMOUNT	UNIT PRICE	AMOUNT	UNIT PRICE	AMOUNT
149	INSTALL 4" DIP FORCE MAIN, EPOXY-LINED, CLASS 52	560	LF	\$32.00	\$17,920.00	\$33.00	\$18,480.00	\$32.00	\$17,920.00
150	INSTALL 6" DIP WATER MAIN, CEMENT-LINED, CLASS 52	20	LF	\$27.50	\$550.00	\$30.00	\$600.00	\$56.00	\$1,120.00
151	INSTALL 8" DIP WATER MAIN, CEMENT-LINED, CLASS 52	140	LF	\$31.65	\$4,431.00	\$35.00	\$4,900.00	\$30.00	\$4,200.00
152	MEGA-LUG JOINT RESTRAINT (4")	28	EA	\$41.00	\$1,148.00	\$50.00	\$1,400.00	\$100.00	\$2,800.00
153	MEGA-LUG JOINT RESTRAINT (8")	6	EA	\$51.00	\$306.00	\$80.00	\$480.00	\$125.00	\$750.00
154	GATE VALVE (4") & VALVE BOX	2	EA	\$800.00	\$1,600.00	\$900.00	\$1,800.00	\$1,400.00	\$2,800.00
155	GATE VALVE (12") & VALVE BOX	1	EA	\$1,980.00	\$1,980.00	\$2,100.00	\$2,100.00	\$2,000.00	\$2,000.00
156	12" X 12' X 8" TAPPING VALVE & SLEEVE, RESTRAINED MJ	2	EA	\$4,525.00	\$9,050.00	\$5,400.00	\$10,800.00	\$4,000.00	\$8,000.00
157	4" X 4' X 4" TEE, RESTRAINED MJ	1	EA	\$390.00	\$390.00	\$475.00	\$475.00	\$300.00	\$300.00
158	8" X 8' X 6" TEE, RESTRAINED MJ	2	EA	\$410.00	\$820.00	\$500.00	\$1,000.00	\$350.00	\$700.00
159	8" X 6" REDUCER, RESTRAINED MJ	1	EA	\$285.00	\$285.00	\$400.00	\$400.00	\$250.00	\$250.00
160	4" 45 DEGREE BEND, RESTRAINED MJ	4	EA	\$295.00	\$1,180.00	\$400.00	\$1,600.00	\$200.00	\$800.00
161	4" 90 DEGREE BEND, RESTRAINED MJ	1	EA	\$306.00	\$306.00	\$400.00	\$400.00	\$200.00	\$200.00
162	6" 90 DEGREE BEND, RESTRAINED MJ	2	EA	\$297.50	\$595.00	\$400.00	\$800.00	\$200.00	\$400.00
163	4" SLEEVE, RESTRAINED MJ	3	EA	\$300.00	\$900.00	\$1,200.00	\$3,600.00	\$700.00	\$2,100.00
164	6" SLEEVE, RESTRAINED MJ	2	EA	\$360.00	\$720.00	\$1,200.00	\$2,400.00	\$900.00	\$1,800.00
165	8" SLEEVE, RESTRAINED MJ	1	EA	\$370.00	\$370.00	\$1,200.00	\$1,200.00	\$1,600.00	\$1,600.00
166	PROTECT ARV MH. ADJUST TO FINISHED GRADE	1	EA	\$560.00	\$560.00	\$600.00	\$600.00	\$400.00	\$400.00
167	CONSTRUCT UTILITY OFFSET (70 FT - 12" DIP WM RESTRAINED) USING FITTINGS INCLUDING (4) 12" - 45 BENDS & SLEEVE (48" TO 60" COVER). REMOVE AND DISPOSE OF EXIST.	4	EA	\$7,950.00	\$31,800.00	\$7,000.00	\$28,000.00	\$8,000.00	\$32,000.00
168	CONSTRUCT UTILITY OFFSET (50 FT - 16" DIP FM RESTRAINED) USING FITTINGS INCLUDING (4) 16" - 45 BENDS & SLEEVE (60" TO 84" COVER). REMOVE AND DISPOSE OF EXIST. (16" FM - 300 gpm ADF @ 20 psi)	5	EA	\$14,000.00	\$70,000.00	\$13,000.00	\$65,000.00	\$11,000.00	\$55,000.00
169	CONSTRUCT UTILITY OFFSET (50 FT - 20" DIP WM RESTRAINED) USING FITTINGS INCLUDING (4) 20" - 45 BENDS & SLEEVE (60" TO 84" COVER). REMOVE AND DISPOSE OF EXIST.	2	EA	\$19,000.00	\$38,000.00	\$10,000.00	\$20,000.00	\$13,000.00	\$26,000.00

45<sup>TH</sup> ST. FROM JOG RD. TO E. OF HAVERHILL RD.  
P.B.C. PROJECT # 2003512  
AND  
JOG RD. FROM S. OF 45<sup>TH</sup> ST. TO N. OF 45<sup>TH</sup> ST.  
P.B.C. PROJECT # 985068

BERGERON LAND  
DEVELOPMENT, INC.

HUBBARD CONSTRUCTION  
COMPANY

PRINCE

	ITEM	QTY	UNITS	UNIT PRICE	AMOUNT	UNIT PRICE	AMOUNT	UNIT PRICE	AMOUNT
170	REMOVE EXIST FH ASSEMBLY. CUT EXIST 6" DIP, PLUG, CLOSE & BURY 6" HYDRANT VALVE. RESTRAIN EXIST HYDRANT VALVE TO EXIST TEE	1	LS	\$560.00	\$560.00	\$800.00	\$800.00	\$825.00	\$825.00
171	FORCE MAIN ABANDONMENT (4"), INCLUDING CUT & CAP, GROUTING OF EXIST PIPE, CLOSE & BURY VALVES, & REMOVAL OF VALVE BOXES	500	LF	\$4.70	\$2,350.00	\$6.00	\$3,000.00	\$22.00	\$11,000.00
172	WATER MAIN ABANDONMENT (10"), INCLUDING CUT & CAP, GROUTING OF EXIST PIPE, CLOSE & BURY VALVES, & REMOVAL OF VALVE BOXES	140	LF	\$7.15	\$1,001.00	\$12.00	\$1,680.00	\$18.00	\$2,520.00
173	STEEL CASING ABANDONMENT (12" W/ 4" CARRIER PIPE), INCLUDING GROUTING & SEAL ENDS OF CASING	130	LF	\$7.65	\$994.50	\$11.00	\$1,430.00	\$26.00	\$3,380.00
174	REMOVE EXIST FH ASSEMBLY & ASSOCIATED PIPING. RESTRAIN EXIST HYDRANT VALVE TO EXIST TEE	1	LS	\$560.00	\$560.00	\$800.00	\$800.00	\$825.00	\$825.00
175	REMOVE EXIST FH ASSEMBLY & ASSOCIATED PIPING. CUT & CAP AS REQ'D.	1	LS	\$560.00	\$560.00	\$800.00	\$800.00	\$825.00	\$825.00
176	INSTALL FH ASSEMBLY INCLUDING 8X8"X6" TEE, 6" GV, 40 LF - 6" DIP, AND 6" - 90 DEGREE BEND	1	LS	\$3,825.00	\$3,825.00	\$3,800.00	\$3,800.00	\$4,600.00	\$4,600.00
177	INSTALL FH ASSEMBLY INCLUDING 6" GV, 12 LF - 6" DIP, 6" - 90 DEGREE BEND, AND 6" SLEEVE	1	LS	\$3,435.00	\$3,435.00	\$3,400.00	\$3,400.00	\$4,250.00	\$4,250.00
178	REPLACE VALVE BOX AND INSTALL AT FINISHED GRADE. REMOVE & DISPOSE OF EXIST.	20	EA	\$383.00	\$7,660.00	\$425.00	\$8,500.00	\$390.00	\$7,800.00
179	CONSTRUCT METER/VAULT (4' X 4'). REMOVE AND DISPOSE OF EXIST.	1	EA	\$2,450.00	\$2,450.00	\$2,400.00	\$2,400.00	\$1,400.00	\$1,400.00
180	WATER SERVICE (2") INCLUDING WITH METER BOX (UP TO 20 FT IN LENGTH)	1	EA	\$950.00	\$950.00	\$1,600.00	\$1,600.00	\$1,800.00	\$1,800.00
181	REPLACE METER BOX (FOR 2" WATER SERVICE). INSTALL NEW AT FINISHED GRADE. REMOVE & DISPOSE OF EXIST.	2	EA	\$305.00	\$610.00	\$325.00	\$650.00	\$800.00	\$1,600.00
182	REMOVE, STORE, & RE-INSTALL CWPB UTILITY MARKERS	10	EA	\$15.50	\$155.00	\$150.00	\$1,500.00	\$180.00	\$1,800.00
183	INSTALL FH ASSEMBLY	5	EA	\$2,225.00	\$11,125.00	\$1,900.00	\$9,500.00	\$4,250.00	\$21,250.00
184	INSTALL 6" DIP WATER MAIN, CEMENT-LINED, CLASS 52	140	LF	\$27.50	\$3,850.00	\$30.00	\$4,200.00	\$22.00	\$3,080.00
185	GATE VALVE (6") & VALVE BOX	6	EA	\$935.00	\$5,610.00	\$950.00	\$5,700.00	\$750.00	\$4,500.00
186	GATE VALVE (12") & VALVE BOX	1	EA	\$1,990.00	\$1,990.00	\$2,100.00	\$2,100.00	\$3,700.00	\$3,700.00
187	12" X 12' X 6" TAPPING VALVE & SLEEVE (FH CONNECTION)	2	EA	\$4,200.00	\$8,400.00	\$4,500.00	\$9,000.00	\$3,550.00	\$7,100.00
188	20" X 20' X 6" TAPPING VALVE & SLEEVE (FH CONNECTION)	3	EA	\$4,025.00	\$12,075.00	\$4,800.00	\$14,400.00	\$4,550.00	\$13,650.00
189	REMOVE & DISPOSE OF EXIST ARV MH	1	EA	\$535.00	\$535.00	\$800.00	\$800.00	\$295.00	\$295.00



45<sup>TH</sup> ST. FROM JOG RD. TO E. OF HAVERHILL RD.  
P.B.C. PROJECT # 2003512  
AND  
JOG RD. FROM S. OF 45<sup>TH</sup> ST. TO N. OF 45<sup>TH</sup> ST.  
P.B.C. PROJECT # 985068

BERGERON LAND  
DEVELOPMENT, INC.

HUBBARD CONSTRUCTION  
COMPANY

PRINCE

	ITEM	QTY	UNITS	UNIT PRICE	AMOUNT	UNIT PRICE	AMOUNT	UNIT PRICE	AMOUNT
190	ADJUST ARV MH TO FINISHED GRADE (RAISE UP TO 18")	3	EA	\$560.00	\$1,680.00	\$1,200.00	\$3,600.00	\$1,275.00	\$3,825.00
191	ADJUST ARV MH TO FINISHED GRADE (LOWER UP TO 18")	1	EA	\$795.00	\$795.00	\$1,200.00	\$1,200.00	\$1,115.00	\$1,115.00
192	ADJUST ARV MH TO FINISHED GRADE (RAISE UP TO 96")	1	EA	\$1,430.00	\$1,430.00	\$2,400.00	\$2,400.00	\$2,345.00	\$2,345.00
193	ARV (2") W/ MH (DOGHOUSE, APPROX 8-FT DEEP) FOR WATER MAIN	1	EA	\$4,300.00	\$4,300.00	\$5,800.00	\$5,800.00	\$5,950.00	\$5,950.00
194	ARV (2") W/ MH (DOGHOUSE, APPROX 12-FT DEEP) FOR FORCE MAIN	1	EA	\$6,725.00	\$6,725.00	\$6,200.00	\$6,200.00	\$6,245.00	\$6,245.00
195	REPLACE VALVE BOX AND INSTALL AT FINISHED GRADE. REMOVE & DISPOSE OF EXIST.	14	EA	\$384.00	\$5,376.00	\$425.00	\$5,950.00	\$385.00	\$5,390.00
196	REPLACE METER BOX (FOR 2" WATER SERVICE) & INSTALL NEW AT FINISHED GRADE. REMOVE & DISPOSE OF EXIST.	1	EA	\$306.00	\$306.00	\$325.00	\$325.00	\$385.00	\$385.00
197	REMOVE, STORE, & RE-INSTALL CWPB UTILITY MARKERS	10	EA	\$15.25	\$152.50	\$150.00	\$1,500.00	\$88.00	\$880.00
198	CONSTRUCT 12" DIP WM @ SOLID WASTE AUTHORITY CANAL & JOG ROAD (AERIAL CROSSING AND PILINGS) (APPROX 160 LF), COMPLETE	1	LS	\$86,500.00	\$86,500.00	\$100,000.00	\$100,000.00	\$66,228.00	\$66,228.00
199	REMOVE & DISPOSE OF EXIST 12" WM AERIAL CROSSING @ SOLID WASTE AUTHORITY CANAL & JOG ROAD	1	LS	\$3,100.00	\$3,100.00	\$6,000.00	\$6,000.00	\$3,240.00	\$3,240.00
TOTAL CWPB UTILITY ITEMS					\$422,958.00		\$453,190.00		\$481,528.00
CWPB UTILITY CONTINGENCIES									
200	CONSTRUCT 12" DIP WM @ SOLID WASTE AUTHORITY CANAL & JOG ROAD (COFFERDAM W/ TREMIE SEAL METHOD) (APPROX 160 LF), COMPLETE	1	EA	\$18,400.00	\$18,400.00	\$175,000.00	\$175,000.00	\$322,000.00	\$322,000.00
201	CONSTRUCT UTILITY OFFSET (120 FT - 12" DIP WM, RESTRAINED) USING FITTINGS INCLUDING (4) 12" - 45 BENDS & SLEEVE (48" TO 72" COVER). REMOVE AND DISPOSE OF EXIST.	2	EA	\$10,750.00	\$21,500.00	\$7,000.00	\$14,000.00	\$8,600.00	\$17,200.00
202	GATE VALVE (12") & VALVE BOX	1	EA	\$1,975.00	\$1,975.00	\$2,100.00	\$2,100.00	\$2,100.00	\$2,100.00
203	12" X 12" X 12" TEE, RESTRAINED MJ	1	EA	\$765.00	\$765.00	\$800.00	\$800.00	\$765.00	\$765.00
204	12" SLEEVE, RESTRAINED MJ	1	EA	\$510.00	\$510.00	\$1,200.00	\$1,200.00	\$575.00	\$575.00
205	RELOCATE 12" DCDA, INCLUDING TESTING	1	EA	\$4,100.00	\$4,100.00	\$4,500.00	\$4,500.00	\$3,950.00	\$3,950.00
206	SUPPORT AND PROTECT EXIST. WATER MAIN W/ BELL CLAMPS (20")	80	LF	\$57.00	\$4,560.00	\$20.00	\$1,600.00	\$75.00	\$6,000.00
207	INSTALL LINE STOP (16") IN EXIST FM	1	EA	\$7,900.00	\$7,900.00	\$10,500.00	\$10,500.00	\$16,300.00	\$16,300.00
TOTAL CWPB UTILITY CONTINGENCY					\$59,710.00		\$209,700.00		\$368,890.00

45<sup>TH</sup> ST. FROM JOG RD. TO E. OF HAVERHILL RD.  
P.B.C. PROJECT # 2003512  
AND  
JOG RD. FROM S. OF 45<sup>TH</sup> ST. TO N. OF 45<sup>TH</sup> ST.  
P.B.C. PROJECT # 985068

BERGERON LAND  
DEVELOPMENT, INC.

HUBBARD CONSTRUCTION  
COMPANY

PRINCE

ITEM	QTY	UNITS	UNIT PRICE	AMOUNT	UNIT PRICE	AMOUNT	UNIT PRICE	AMOUNT
<b>SIGNALIZATION ITEMS</b>								
208 2" GALV. IMC. ABOVE GROUND CONDUIT	25	LF	\$16.25	\$406.25	\$16.21	\$405.25	\$13.00	\$325.00
209 Conduit (Underground)	600	LF	\$3.75	\$2,250.00	\$3.75	\$2,250.00	\$4.00	\$2,400.00
210 3-2" (HDPE SDR 11) UNDER PAVEMENT CONDUIT (DIRECTIONAL BORE)	280	LF	\$15.75	\$4,410.00	\$15.70	\$4,396.00	\$16.00	\$4,480.00
211 4-2" (HDPE SDR 11) UNDER PAVEMENT CONDUIT (DIRECTIONAL BORE)	300	LF	\$19.25	\$5,775.00	\$19.25	\$5,775.00	\$19.00	\$5,700.00
212 SIGNAL CABLE (SPAN LENGTH: 751' - GREATER)	1	PI	\$4,000.00	\$4,000.00	\$4,006.58	\$4,006.58	\$2,100.00	\$2,100.00
213 PEDESTRIAN SIGNAL CABLE - 4 CONDUCTOR	1	PI	\$725.00	\$725.00	\$714.19	\$714.19	\$1,900.00	\$1,900.00
214 PEDESTRIAN SIGNAL CABLE - 7 CONDUCTOR	1	PI	\$900.00	\$900.00	\$898.57	\$898.57	\$1,900.00	\$1,900.00
215 PULL BOX (17"X30"X12"D) HEAVY DUTY COVERS	16	EA	\$290.00	\$4,640.00	\$287.70	\$4,603.20	\$395.00	\$6,320.00
216 Electrical Power Service (Underground)	1	AS	\$1,140.00	\$1,140.00	\$1,130.56	\$1,130.56	\$2,000.00	\$2,000.00
217 Electrical Service Wire	250	LF	\$0.92	\$230.00	\$0.91	\$227.50	\$1.10	\$275.00
218 Electrical Service Disconnect	1	EA	\$127.00	\$127.00	\$126.63	\$126.63	\$365.00	\$365.00
219 PEDESTRIAN CONCRETE POLE (SERVICE POLE)	1	EA	\$740.00	\$740.00	\$741.55	\$741.55	\$520.00	\$520.00
220 Mast Arm Assembly Standard Design (60' Single Arm) Includes Mushroom Type Push Buttons	1	EA	\$26,250.00	\$26,250.00	\$26,085.84	\$26,085.84	\$26,100.00	\$26,100.00
221 Mast Arm Assembly Standard Design (65', 70.5' Single Arm) Includes Mushroom Type Push Buttons	2	EA	\$31,250.00	\$62,500.00	\$31,135.85	\$62,271.70	\$30,300.00	\$60,600.00
222 Mast Arm Assembly Custom Design (74' Single Arm) Includes Mushroom Type Push Buttons	1	EA	\$36,250.00	\$36,250.00	\$36,297.30	\$36,297.30	\$34,900.00	\$34,900.00
223 Traffic Signal, STD (3 Section - 1 Way)	11	AS	\$685.00	\$7,535.00	\$683.80	\$7,521.80	\$850.00	\$9,350.00
224 Traffic Signal, STD (5 Section Cluster)	5	AS	\$1,035.00	\$5,175.00	\$1,028.24	\$5,141.20	\$1,350.00	\$6,750.00
225 PEDESTRIAN SIGNAL, COUNTDOWN (1 WAY) ALUMINUM	8	AS	\$600.00	\$4,800.00	\$592.63	\$4,741.04	\$700.00	\$5,600.00
226 SIGNAL HEAD AUXILIARIES (TUNEL VISOR)	30	EA	\$1.02	\$30.60	\$1.01	\$30.30	\$1.50	\$45.00
227 Signal Head Auxiliaries (Pedestal)	2	EA	\$685.00	\$1,370.00	\$682.79	\$1,365.58	\$750.00	\$1,500.00
228 Inductive Loop Detector (Type I)	11	EA	\$123.50	\$1,358.50	\$122.58	\$1,348.38	\$160.00	\$1,760.00
229 Loop Assembly (Type F) (26')	15	AS	\$350.00	\$5,250.00	\$349.50	\$5,242.50	\$850.00	\$12,750.00
230 Loop Assembly (Type F) (46')	3	AS	\$400.00	\$1,200.00	\$401.16	\$1,203.48	\$850.00	\$2,550.00

45<sup>TH</sup> ST. FROM JOG RD. TO E. OF HAVERHILL RD.  
P.B.C. PROJECT # 2003512  
AND  
JOG RD. FROM S. OF 45<sup>TH</sup> ST. TO N. OF 45<sup>TH</sup> ST.  
P.B.C. PROJECT # 985068

BERGERON LAND  
DEVELOPMENT, INC.

HUBBARD CONSTRUCTION  
COMPANY

PRINCE

ITEM	QTY	UNITS	UNIT PRICE	AMOUNT	UNIT PRICE	AMOUNT	UNIT PRICE	AMOUNT
231 Pedestrian Detectors (Pole Mounted or Cabinet Mounted)	8	EA	\$98.00	\$784.00	\$97.25	\$778.00	\$110.00	\$880.00
232 Traffic Controller Assembly (NEMA)	1	AS	\$20,500.00	\$20,500.00	\$20,443.19	\$20,443.19	\$21,500.00	\$21,500.00
233 Street Name Sign (Internally Illuminated) Attached to Pole	4	EA	\$2,300.00	\$9,200.00	\$2,305.69	\$9,222.76	\$2,100.00	\$8,400.00
234 Remove Traffic Signal Head Assembly	12	EA	\$38.00	\$456.00	\$37.48	\$449.76	\$37.00	\$444.00
235 Remove Pedestrian Signal Assembly	1	EA	\$30.50	\$30.50	\$30.39	\$30.39	\$37.00	\$37.00
236 Remove Poles	4	EA	\$1,300.00	\$5,200.00	\$1,300.75	\$5,203.00	\$900.00	\$3,600.00
237 Remove Signal Pedestal	3	EA	\$158.00	\$474.00	\$158.03	\$474.09	\$37.00	\$111.00
238 Remove Controller Assembly	1	EA	\$210.00	\$210.00	\$209.70	\$209.70	\$130.00	\$130.00
239 Remove Span Wire Assembly	1	EA	\$127.00	\$127.00	\$126.63	\$126.63	\$300.00	\$300.00
240 Remove Cabling and Conduit	1	PI	\$295.00	\$295.00	\$292.77	\$292.77	\$300.00	\$300.00
241 Remove Miscellaneous Equipment	1	PI	\$222.00	\$222.00	\$220.84	\$220.84	\$300.00	\$300.00
TOTAL SIGNALIZATION ITEMS				\$214,560.85		\$213,975.28		\$226,192.00
CONTINGENCY ITEMS								
242 CLASS I CONCRETE (MISC.)	20	CY	\$169.00	\$3,380.00	\$478.13	\$9,562.60	\$300.00	\$6,000.00
243 FLOWABLE FILL	50	CY	\$120.00	\$6,000.00	\$130.84	\$6,542.00	\$165.00	\$8,250.00
244 2 - VARIABLE MESSAGE BOARDS (NON-MOT)	20	ED	\$18.50	\$370.00	\$25.00	\$500.00	\$90.00	\$1,800.00
245 TRAFFIC SAFETY OFFICER (NON-MOT)	600	/ HR	\$45.00	\$27,000.00	\$50.00	\$30,000.00	\$54.00	\$32,400.00
246 DAHOON HOLLY	26	EA	\$148.00	\$3,848.00	\$290.52	\$7,553.52	\$380.00	\$9,880.00
247 DADE COUNTY SLASH PINE	25	EA	\$160.00	\$4,000.00	\$269.89	\$6,747.25	\$265.00	\$6,625.00
248 LIVE OAK	25	EA	\$148.00	\$3,700.00	\$235.99	\$5,899.75	\$414.00	\$10,350.00
249 SABAL PALM	175	EA	\$127.50	\$22,312.50	\$157.97	\$27,644.75	\$240.00	\$42,000.00
250 REMOVE & RESET EXISTING FENCE	520	LF	\$7.70	\$4,004.00	\$7.50	\$3,900.00	\$11.00	\$5,720.00
251 ADJUST AIR RELEASE VALVE	1	EA	\$560.00	\$560.00	\$600.00	\$600.00	\$1,650.00	\$1,650.00
252 PREMIUM FOR CONFLICT CONDITION (SEE SP's)	5	EA	\$2,900.00	\$14,500.00	\$1,800.00	\$9,000.00	\$4,200.00	\$21,000.00
253 STORM SEWER CLEANING (EXISTING) ( 24" OR LESS ) (SEE S. P.)	653	LF	\$3.10	\$2,024.30	\$51.39	\$33,557.67	\$4.00	\$2,612.00
254 STORM SEWER CLEANING (EXISTING) (> 24" TO 48") (SEE S. P.)	1,273	LF	\$6.15	\$7,828.95	\$47.28	\$60,187.44	\$7.00	\$8,911.00

**45<sup>TH</sup> ST. FROM JOG RD. TO E. OF HAVERHILL RD.  
P.B.C. PROJECT # 2003512  
AND  
JOG RD. FROM S. OF 45<sup>TH</sup> ST. TO N. OF 45<sup>TH</sup> ST.  
P.B.C. PROJECT # 985068**

**BERGERON LAND  
DEVELOPMENT, INC.**

**HUBBARD CONSTRUCTION  
COMPANY**

**PRINCE**

	ITEM	QTY	UNITS	UNIT PRICE	AMOUNT	UNIT PRICE	AMOUNT	UNIT PRICE	AMOUNT
255	SUPPORT & PROTECT TRAFFIC FIBER OPTIC CONDUIT (2")	100	LF	\$8.20	\$820.00	\$10.00	\$1,000.00	\$11.00	\$1,100.00
256	SUPPORT BURIED TELECOMM. CABLE	100	LF	\$8.20	\$820.00	\$12.00	\$1,200.00	\$11.00	\$1,100.00
257	SUPPORT TELECOMMUNICATIONS DUCT.	100	LF	\$8.20	\$820.00	\$17.00	\$1,700.00	\$11.00	\$1,100.00
258	DEFLECT WATER MAIN W/FITTINGS (8")	40	LF	\$127.50	\$5,100.00	\$100.00	\$4,000.00	\$170.00	\$6,800.00
259	DEFLECT RAW WATER MAIN W/FITTINGS (24")	80	LF	\$395.00	\$31,600.00	\$400.00	\$32,000.00	\$370.00	\$29,600.00
	<b>TOTAL CONTINGENCY ITEMS</b>				\$138,687.75		\$241,594.98		\$196,898.00
	<b>TOTAL AMOUNT</b>				\$18,630,627.67		\$18,830,000.23		\$21,990,045.00

**45<sup>TH</sup> ST. FROM JOG RD. TO E. OF HAVERHILL RD.  
P.B.C. PROJECT # 2003512  
AND  
JOG RD. FROM S. OF 45<sup>TH</sup> ST. TO N. OF 45<sup>TH</sup> ST.  
P.B.C. PROJECT # 985068**

<b>THE ITEMS AND QUANTITIES ABOVE, SHALL GOVERN OVER THE PLANS.</b>
<b>PAY ITEM FOOTNOTES IN CONSTRUCTION PLANS SHALL ALSO BE INCLUDED IN ITEM UNIT PRICE.</b>
MOT SHALL INCLUDE THE COST OF ANY TEMPORARY PAVEMENT, TEMPORARY CONC. BARRIERS, TEMPORARY WIRE FACED WALL, ETC. AS REQUIRED.
GUARDRAIL REMOVAL AND DISPOSAL (AS REQUIRED) IS INCLUDED IN THE WORK FOR "CLEARING & GRUBBING", LS.
BASEROCK & ASPHALTIC CONCRETE ITEMS INCLUDE BITUMINOUS MATERIAL & TACK COAT AS REQUIRED.
12" COMPACTED SUBGRADE SHALL BE INCIDENTAL TO THE COST OF BASEROCK CONSTRUCTION.
ALL STRUCTURE BOXES ARE 10 FEET OR LESS IN DEPTH, UNLESS OTHERWISE NOTED.
THE COST OF BREAKING INTO EXISTING STRUCTURES IS INCIDENTAL TO COST OF PIPE.
CURB PAD CONSTRUCTION SHALL BE INCIDENTAL TO THE COST OF "CURB & GUTTER".
TYPE III ASPHALT CONCRETE (1.0") INCLUDES THE FINAL LIFT FOR THE NORTH APPROACH OF HAVERHILL RD. AND THE 45th STREET INTERSECTION. (SEE PLAN SHEET No. 30 OF PROJECT #2003512).
"SAW CUT & BUTT JOINT", AS REQUIRED, THE COST SHALL BE INCIDENTAL TO THE RELATED ASPHALT ITEM.
THE REMOVAL & DISPOSAL OF THE EXISTING SWA BOX CULVERT SHALL BE INCIDENTAL TO "CLEARING & GRUBBING".
CONTRACTOR IS RESPONSIBLE FOR "TRENCH SAFETY COMPLIANCE" IN ACCORDANCE WITH THE SPECIAL PROVISIONS.
SODDING SHALL BE IN ACCORDANCE WITH THE GENERAL PROVISIONS OF THESE SPECIFICATIONS.
CHANGEABLE (VARIABLE) MESSAGE SIGN (NON-MOT) AND TRAFFIC CONTROL OFFICERS (NON-MOT) IN ACCORDANCE WITH THE GENERAL PROVISIONS (Section 102).
CITY OF WEST PALM BEACH UTILITY WORK SHALL BE PERFORMED IN ACCORDANCE WITH THE TECHNICAL SPECIFICATIONS (TSP'S), THAT ARE PROVIDED IN THESE DOCUMENTS.
CWPB DEFLECTION WORK - THE CONTRACTOR SHALL POTHOLE EACH LOCATION PRIOR PERFORMING ANY WORK WITH ITS OWN FORCES. THE COST FOR SAID WORK IS INCIDENTAL TO THE RELATED PAY ITEM.
SIGNALIZATION ITEMS SHALL BE IN ACCORDANCE WITH PALM BEACH COUNTY TRAFFIC DIVISION'S SPECIFICATIONS THAT ARE INCLUDED IN THESE DOCUMENTS (TSP'S)
PREMIUM FOR CONFLICT CONDITION (SEE SP'S) INCLUDES COSTS OF REQUIRED STEEL CASING, AS DIRECTED BY THE ENGINEER.
RETAINING WALL SYSTEMS PER FDOT QPL INDEX 5300.

+ Indicates a discrepancy/error in the item.
Working days to complete total project is 730 calender days, with initial phases (150 days for Utility accommodation) and (550 days to open 2 lanes of traffic and new bridge).
Bids as read at opening held on October 27, 2009 at 2 PM
All bids subject to OSBA SBE compliance and Board Approval.
Prepared by: Joseph M. Totino, Project Coordinator II / Roadway Production
Checked by: David Young, P.E., Special Projects Program Manager

2010-\_\_\_\_\_

BOARD OF COUNTY COMMISSIONERS  
PALM BEACH COUNTY  
BUDGET Amendment

FUND Road Impact Fee - Zone 3

BGRV 120709-148  
BGEX 120709-547

ACCOUNT NUMBER	ACCOUNT NAME	ORIGINAL BUDGET	CURRENT BUDGET	INCREASE	DECREASE	ADJUSTED BUDGET	EXPENDED/ ENCUMBERED AS OF 12/07/09	REMAINING BALANCE
<b>REVENUES</b>								
<b>JOG/S OF 45<sup>TH</sup> TO N OF 45TH</b>								
3503-361-1328-3404	State Grant Capital-Transport	0	0	2,168,796	0	2,168,796		
3503-361-1328-6948	Utility Reloc Reimbursement	0	0	304,891	0	304,891		
<b>TOTAL RECEIPTS &amp; BALANCES</b>		51,723,224	51,474,793	2,473,687	0	53,948,480		
<b>EXPENDITURES</b>								
<b>JOG/S OF 45<sup>TH</sup> TO N OF 45TH</b>								
3503-361-1328-6551	Road & Street Imp	0	2,036,143	2,168,796	0	2,168,796	0	2,168,796
3503-361-1328-8101	Contributions Other Govtl Agency	0	0	304,891	0	304,891	0	304,891
<b>TOTAL APPROPRIATIONS &amp; EXPENDITURES</b>		51,723,224	51,474,793	2,473,687	0	53,948,480		

	<b>SIGNATURE</b>	<b>DATE</b>	<b>By Board of County Commissioners</b>
Engineering & Public Works	<u><i>A. White</i></u>	<u>12/10/09</u>	At Meeting of <u>01/12/10</u>
Administration / Budget Approval	_____	_____	_____
OFMB Department – Posted	_____	_____	Deputy Clerk to the Board of County Commissioners



2010-\_\_\_\_\_

BOARD OF COUNTY COMMISSIONERS  
PALM BEACH COUNTY  
BUDGET Amendment

FUND Road Impact Fee - Zone 2

BGRV 120709-147  
BGEX 120709-546

ACCOUNT NUMBER	ACCOUNT NAME	ORIGINAL BUDGET	CURRENT BUDGET	INCREASE	DECREASE	ADJUSTED BUDGET	EXPENDED/ ENCUMBERED AS OF 12/07/09	REMAINING BALANCE
<b>REVENUES</b>								
<b>45<sup>th</sup>/JOG RD-HAVERHILL</b>								
3502-361-0967-3404	State Grant Capital-Transport	0	0	3,700,000	0	3,700,000		
3502-361-0967-6948	Utility Reloc Reimbursement	0	0	189,248	0	189,248		
TOTAL RECEIPTS & BALANCES		40,395,305	40,395,305	3,889,248	0	44,284,553		
<b>EXPENDITURES</b>								
<b>45<sup>th</sup>/JOG RD-HAVERHILL</b>								
3502-361-0967-6551	Road & Street Imp	0	7,839,548	3,700,000	0	11,539,548	0	11,539,548
3502-361-0967-8101	Contributions Other Govtl Agency	0	0	183,908	0	183,908	0	183,908
3502-361-0967-8201	Contributions-Non-Govtl Agency	0	0	5,340	0	5,340	0	5,340
TOTAL APPROPRIATIONS & EXPENDITURES		40,395,305	40,395,305	3,889,248	0	44,284,553		

	SIGNATURE	DATE	By Board of County Commissioners At Meeting of <u>01/12/10</u>
Engineering & Public Works	<u>Atwillhite</u>	<u>12/10/09</u>	
Administration / Budget Approval	_____	_____	
OFMB Department – Posted	_____	_____	Deputy Clerk to the Board of County Commissioners