

LOCATION SKETCH

RESOLUTION NO. R-2010-

**RESOLUTION OF THE BOARD OF COUNTY COMMISSIONERS OF
PALM BEACH COUNTY, FLORIDA, TO APPROVE A JOINT
PARTICIPATION AGREEMENT WITH THE FLORIDA DEPARTMENT
OF TRANSPORTATION**

WHEREAS, Palm Beach County (COUNTY) wishes to enter into a Joint Participation Agreement (JPA) with the Florida Department of Transportation (FDOT) for FDOT's reimbursement funding for COUNTY's installation of irrigation and landscape improvements on State Road 7 from the Broward/Palm Beach County Line to Palmetto Park Road; and

WHEREAS, this section of State Road 7 is under the jurisdiction of FDOT.

NOW, THEREFORE, BE IT RESOLVED BY THE BOARD OF COUNTY COMMISSIONERS OF PALM BEACH COUNTY, FLORIDA THAT:

1. The foregoing recitals are hereby reaffirmed and ratified.
2. The Chairman (or Vice Chair) is hereby authorized to execute the JPA on behalf of the COUNTY.

The foregoing Resolution was offered by Commissioner _____, who moved its adoption. The motion was seconded by Commissioner _____ and, upon being put to a vote, the vote was as follows:

District 5 - BURT AARONSON, Chairman

District 1 - KAREN T. MARCUS, Vice Chair

District 2 - JEFF KOONS

District 3 - SHELLEY VANA

District 4 - STEVEN L. ABRAMS

District 6 - JESS R. SANTAMARIA

District 7 - PRISCILLA A. TAYLOR

The Chairman thereupon declared this Resolution duly passed and adopted this
_____ Day of _____, 2010.

SHARON R. BOCK, CLERK AND COMPTROLLER

BY: _____
Deputy Clerk

SEAL

APPROVED AS TO FORM
AND LEGAL SUFFICIENCY

BY: _____
(County Attorney)

ATTACHMENT 2

**STATE OF FLORIDA DEPARTMENT OF TRANSPORTATION
JOINT PARTICIPATION AGREEMENT
CONTRACT NUMBER _____**

THIS Agreement, entered into this _____ day of ____20____, by and between the State of Florida Department of Transportation, a component agency of the State of Florida, hereinafter called the DEPARTMENT, and **PALM BEACH COUNTY**, a political subdivision of the State of Florida, located at **2300 North Jog Road, West Palm Beach, Florida 33411**, hereinafter called the PARTICIPANT.

WITNESSETH

WHEREAS, the DEPARTMENT and the PARTICIPANT are desirous of having the PARTICIPANT make certain improvements in connection with **Financial Management (FM) Number 426014-1-58-01** for landscape, hardscape and/or irrigation improvements at **State Road 7 (US441) from the Broward/Palm Beach County Line (M.P. 0.000) to Palmetto Park Road (M.P. 1.485) Palm Beach County, Florida**, herein after referred to as the Project. Refer to Exhibit "A" for a detailed Scope of Services and Exhibit "B" for a set of Production Plans attached hereto and made a part hereof; and,

WHEREAS, the improvements are in the interest of both the PARTICIPANT and the DEPARTMENT and it would be more practical, expeditious, and economical for the PARTICIPANT to perform such activities; and,

WHEREAS, the PARTICIPANT by Resolution No. _____ adopted on _____, 20____, a copy of which is attached hereto and made a part hereof, authorizes the proper officials to enter into this Agreement.

NOW, THEREFORE, in consideration of the mutual benefits to be derived from joint participation on the Project, the parties agree to the following:

1. The recitals set forth above are true and correct and are deemed incorporated herein.
2. The PARTICIPANT shall be responsible for assuring that the Project complies with all applicable Federal, State and Local laws, rules, regulations, guidelines and standards, and will not discriminate on the grounds of race, color, religion, sex, national origin, age or disability in the performance of work under the Agreement.
3. The DEPARTMENT agrees to make all previous studies, maps, drawings, surveys and other data and information pertaining to the Project available to the PARTICIPANT at no extra cost.
4. The PARTICIPANT shall have the sole responsibility for resolving claims and requests for additional work for the Project. The PARTICIPANT will make best efforts to obtain the DEPARTMENT's input in its decisions.

5. The total cost of the Project is estimated at **Four Hundred Thousand Dollars and No Cents (\$400,000.00)**. The DEPARTMENT agrees to pay one hundred percent (100%) of the total actual cost of the Project, up to a maximum amount of **\$400,000.00** for actual costs incurred. The PARTICIPANT shall submit progress billings to the DEPARTMENT on a quarterly basis. The balance of the Project cost shall be the sole responsibility of and paid by the PARTICIPANT. The PARTICIPANT acknowledges and agrees that the DEPARTMENT'S obligation to make payment under the AGREEMENT is contingent upon an annual appropriation by the Florida legislature.
6. The PARTICIPANT will comply with the Federal and/or State Audit provisions set forth in Exhibit "C" and Exhibit "D" which are attached hereto and made part of this Agreement.
7. The PARTICIPANT must obtain a permit from the DEPARTMENT before the PARTICIPANT may proceed with construction of the Project.
8. The PARTICIPANT must certify that the installation of the project is completed by a Contractor prequalified by the DEPARTMENT as required by Section 2 of the Standard Specifications for Road and Bridge Construction (2010), as amended unless otherwise approved by the DEPARTMENT in writing.
9. This Agreement and any interest herein shall not be assigned, transferred or otherwise encumbered by the PARTICIPANT under any circumstances without the prior written consent of the DEPARTMENT. However, this Agreement shall run to the DEPARTMENT and its successors.
10. Except as otherwise set forth herein, this Agreement shall continue in effect and be binding to both the PARTICIPANT and the DEPARTMENT until the Project is accepted in writing by the DEPARTMENT'S Project Manager as complete, or **December 31, 2012**, whichever occurs first.
11. The PARTICIPANT shall agree to maintain all landscape improvements in accordance with the terms of the State Highway Landscape Maintenance, and Compensation Agreement dated November 19, 2003, approved by the Palm Beach County Commission on September 23, 2003 under Resolution No. R-2003-1513. A letter of commitment from the PARTICIPANT to the DEPARTMENT to maintain said improvements is attached hereto and made a part hereof as Exhibit E.
12. Upon completion and certification of Project, the PARTICIPANT must submit the final invoice to the DEPARTMENT within 180 days after the final acceptance of the Project which follows the 365 day warranty period. Invoices submitted after the 180 day time period will not be paid.
13. Payment shall be made only after receipt and approval of goods and services unless advance payments are authorized by the Department of Financial Services under **Section 215.422(14), Florida Statutes**, or by the DEPARTMENT'S Comptroller under **Section 334.004(29), Florida Statutes**.

14. If this Agreement involves units of deliverables, then such units must be received and accepted in writing by the Project Manager prior to payments. The Department will render a decision on the acceptability of services within **10** working days of receipt of a progress report. The Department reserves the right to withhold payments for work not completed, or work completed unsatisfactorily, or work that is deemed inadequate or untimely by the Department. Any payment withheld will be released and paid to the PARTICIPANT promptly when work is subsequently performed.
15. Bills for fees or other compensation for services or expenses shall be submitted in detail sufficient for a proper pre-audit and post-audit thereof.
16. PARTICIPANT providing goods and services to the DEPARTMENT should be aware of the following time frames. The DEPARTMENT has (10) ten working days to inspect and approve the goods and services where working day is defined as any day of the week excluding Saturday, Sunday and any legal holiday as designated in **Section 110.117, Florida Statutes**. The DEPARTMENT has (20) twenty working days to deliver a request for payment (voucher) to the Department of Financial Services. The (20) twenty working days are measured from the latter of the date the invoice is received or the goods or services are received, inspected and approved.
17. If a payment is not available within (40) forty days, a separate interest penalty at a rate as established pursuant to **Section 55.03(1), Florida Statutes**, will be due and payable, in addition to the invoice amount, to the PARTICIPANT. Interest penalties of less than one (1) dollar will not be enforced unless the PARTICIPANT requests payment. Invoices that have to be returned to a PARTICIPANT because of PARTICIPANT preparation errors will result in a delay in the payment. The invoice payment requirements do not start until a properly completed invoice is provided to the DEPARTMENT.
18. A Vendor Ombudsman has been established within the Department of Financial Services. The duties of this individual include acting as an advocate for contractors/vendors who may be experiencing problems in obtaining timely payment(s) from a state agency. The Vendor Ombudsman may be contacted at (850) 413-5516 or by calling the Department of Financial Services Hotline at 1-877-693-5236.
19. Records of costs incurred under the terms of this Agreement shall be maintained and made available upon request to the DEPARTMENT at all times during the period of this Agreement and for five years after final payment is made. Copies of these documents and records shall be furnished to the DEPARTMENT upon request. Records of costs incurred include the PARTICIPANT'S general accounting records and the Project records, together with supporting documents and records, of the contractor and all subcontractors performing work on the Project, and all other records of the Contractor and subcontractors considered necessary by the Department for a proper audit of costs.
20. In the event this contract is for services in excess of TWENTY-FIVE THOUSAND DOLLARS (\$25,000.00) and a term for a period of more than one year, the provisions of **Section 339.135(6)(a), Florida Statutes**, are hereby incorporated:

"The DEPARTMENT, during any fiscal year, shall not expend money, incur any liability, or enter into any contract which, by its terms, involves the expenditure of money in excess of the amounts budgeted as available for expenditure during such

fiscal year. Any contract, verbal or written, made in violation of this subsection is null and void, and no money may be paid on such contract. The Department shall require a statement from the Comptroller of the Department that such funds are available prior to entering into any such contract or other binding commitment of funds. Nothing herein contained shall prevent the making of contracts for periods exceeding one year, but any contract so made shall be executory only for the value of the services to be rendered or agreed to be paid for in succeeding fiscal years; and this paragraph shall be incorporated verbatim in all contracts of the Department which are for an amount in excess of TWENTY FIVE THOUSAND DOLLARS (\$25,000.00) and which have a term for a period of more than one year."

21. The PARTICIPANT warrants that it has not employed or obtained any company or person, other than bona fide employees of the PARTICIPANT, to solicit or secure this Agreement, and it has not paid or agreed to pay any company, corporation, individual or firm, other than a bona fide employee employed by the PARTICIPANT. For breach or violation of this provision, the DEPARTMENT shall have the right to terminate the Agreement without liability.
22. With respect to any of the PARTICIPANT'S agents, consultants, sub consultants, contractors and / or sub contractors, such party in any contract for this Project shall agree to indemnify, defend, save and hold harmless the DEPARTMENT from all claims, demands, liabilities and suits of any nature arising out of, because of, or due to any intentional and / or negligent act or occurrence, omission or commission of such agents, consultants, sub consultants, contractors and / or sub contractors. The PARTICIPANT shall provide to the DEPARTMENT written evidence of the foregoing upon the request of the DEPARTMENT. It is specifically understood and agreed that this indemnification does not cover or indemnify the DEPARTMENT for its own negligence.
23. This Agreement is governed by and construed in accordance with the laws of the State of Florida. In the event it becomes necessary for the DEPARTMENT or PARTICIPANT to institute suit for the enforcement of the provisions of this AGREEMENT, each party shall be responsible to pay their own attorney fees and court costs. Venue with respect to such litigation shall be in Broward County, Florida.
24. This document incorporates and includes all prior negotiations, correspondence, conversations, agreements, or understandings applicable to the matters contained herein, and the parties agree that there are no commitments, agreements or understandings concerning the subject matter of this Agreement that are not contained in this document except the Landscape Maintenance Memorandum of Agreement between the DEPARTMENT and the PARTICIPANT which is included as Exhibit E. Accordingly, it is agreed that no deviation from the terms hereof shall be predicated upon any prior representation or agreements whether oral or written. It is further agreed that no modification, amendment, or alteration in the terms and conditions contained herein shall be effective unless contained in a written document executed with the same formality and of equal dignity herewith.
25. Any or all notices (except invoices) given or required under this Agreement shall be in writing and either personally delivered with receipt acknowledged or sent by certified mail, return receipt requested. All notices delivered shall be sent to the following addresses:

If to the DEPARTMENT:
State of Florida Department of Transportation
3400 West Commercial Blvd.
Ft. Lauderdale, FL 33309-3421
Attention: Elisabeth A. Hassett, R.L.A.
FDOT District IV Landscape Architect
A second copy to: Office of the General Counsel

If to the PARTICIPANT:
Palm Beach County
2300 North Jog Road,
West Palm Beach, Florida 33411
Attention: Mr. Andrew S. Hertel
With a copy to: City Attorney

24. LIST OF EXHIBITS

- Exhibit A: Scope of Services
- Exhibit B: Project Plans
- Exhibit C: Federal and /or State Funded Contracts
- Exhibit D: Authorization
- Exhibit E: Maintenance Commitment Letter

IN WITNESS WHEREOF, this Agreement is to be executed below for the purposes specified herein. Authorization has been given to enter into and execute this Agreement by Resolution No. _____, hereto attached.

AGENCY (PALM BEACH COUNTY)

STATE OF FLORIDA
DEPARTMENT OF TRANSPORTATION

By: _____
Chairperson/Mayor

By: _____
Transportation Development Director

Attest: _____ (SEAL)
Clerk


Attest: _____ (SEAL)
Executive Secretary

Legal Review _____ Date _____

Legal Review _____ Date _____

Attorney

Office of the General Counsel



Approved as to terms and conditions

**EXHIBIT A
SCOPE OF SERVICES**

The PARTICIPANT (PALM BEACH COUNTY) agrees to make certain landscape improvements on **State Road 7 (US441) from the Broward/Palm Beach County Line (M.P. 0.000) to Palmetto Park Road (M.P. 1.485) Palm Beach County, Florida**, and will subsequently furnish, construct, and inspect the landscape, hardscape, and/or irrigation as shown in the plans and specifications prepared by **George G. Gentile RLA, of Gentile Holloway O'Mahoney and Associates, Inc.** The following conditions shall apply:

- (a) The current Florida Department of Transportation Design Standard Index 546 must be adhered to.
- (b) Clear zone/horizontal clearance as specified in the Plans Preparation Manual – English Volume 1, Chapter 2 and Department Design Standard Index 700 must be adhered to.
- (c) Landscape materials shall not obstruct roadside signs or the 500 ft. view zone for permitted outdoor advertising signs per Florida Statutes 479.106.
- (d) Landscape, hardscape, and/or irrigation materials shall be of a size, type and placement so as not to impede large machine mowing that the DEPARTMENT currently provides and will continue to provide at the same frequency.
- (e) Should the PARTICIPANT elect to design, furnish and construct irrigation, all costs associated with water source connection(s), continued maintenance of the distribution system and water, and electricity costs shall be born solely by the PARTICIPANT. All permits (including tree permits), fees, and any mitigation associated with the removal, relocation or adjustments of these improvements are the PARTICIPANT'S responsibility.
- (f) During the installation of the Project and future maintenance operations, maintenance of traffic shall be in accordance with the current edition of the MUTCD and the current Department Design Standards (series 600).
- (g) The PARTICIPANT shall secure a permit from the DEPARTMENT prior to the commencement of any work. The Engineer of Record (EOR) shall meet with Permit Staff prior to permit application and provide the local maintenance office located at: FDOT Palm Beach Operations, 7900 Forest Hill Blvd., West Palm Beach, FL 33413 (561) 432-4966, a twenty-four (24) hour telephone number and the name of a responsible person that the DEPARTMENT may contact. The PARTICIPANT shall notify the local maintenance office 48 hours prior to the start of the Project and provide as-built plans at project completion.
- (h) If there is a need to restrict the normal flow of traffic it shall be done on Monday-Friday during off-peak hours (9 AM to 3 PM), and the party performing such work shall give 48 hour notice to the local law enforcement agency within whose jurisdiction such road is located prior to commencing work on the Project. The DEPARTMENT'S Public Information Office shall also be notified by phone at 954-777-4092 at least 48 hours in advance.
- (i) The PARTICIPANT shall be responsible to clear all utilities within the Project limits.

DUNS No. 078470481
CSFA No. 55.023

FM No. 426014-1-58-01
FEID No: VF-59-6000785

EXHIBIT B
PROJECT PLANS


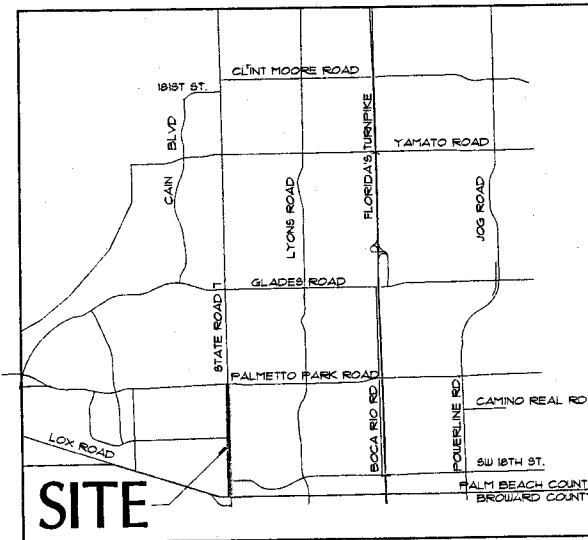
Please see attached plans prepared by: **George G. Gentile, RLA, Gentile, Holloway, O'Mahoney and Associates, Inc.**

Dated: **February 8, 2010**

This Contract Plan Set Includes:
Irrigation Plans
(1.49 Miles)

Plans of:
Irrigation Improvements for:
STATE ROAD 7
Broward County Line to Palmetto Park Road
45 M.P.H. DESIGN SPEED

Location Map



Index of Drawings

Sheet No.	Description
Index	Index of Drawings
R-1 - R-14	Irrigation Plans
R-15 - R-16	Irrigation Details

ATTENTION IS DIRECTED TO THE FACT THAT THESE PLANS MAY HAVE BEEN SLIGHTLY REDUCED IN SIZE DURING REPRODUCTION. THIS MUST BE CONSIDERED WHEN OBTAINING SCALED DATA.

THESE PLANS HAVE BEEN PREPARED IN ACCORDANCE WITH AND ARE GOVERNED BY THE OFFICE OF THE PALM BEACH COUNTY ENGINEER AND THE PALM BEACH COUNTY STREETSCAPE STANDARDS MANUAL DATED AUGUST 1995 INCLUDING REVISIONS DATED APRIL 10, 2001, JULY 11, 2001 AND OCTOBER 23, 2003.

FIELD ADJUSTMENTS MAY BE REQUIRED BY THE CONTRACTOR TO INSURE THAT ALL PALM BEACH COUNTY REQUIREMENTS ARE ADHERED TO.

THE CONTRACTOR SHALL BRING ANY AND ALL CONFLICTS WITH TREE LOCATIONS TO THE ATTENTION OF THE LANDSCAPE ARCHITECT AND/OR OWNER WHO SHALL COORDINATE THE NECESSARY FIELD ADJUSTMENTS REQUIRED.

LANDSCAPE ARCHITECT
OF RECORD:

George G. Gentile FEB 08 2010

GEORGE G. GENTILE, FASLA L00000590
CERTIFICATION OF AUTHORIZATION NO. LC00000111

REVISIONS			
DATE	BY	DESCRIPTION	DATE




Gentile Highway of Masonry
1001 Constitution Lane
West Palm Beach, Florida 33411
Tel: 561-831-1111
Fax: 561-831-1112
www.gentilehighway.com



PALM BEACH COUNTY
ENGINEERING AND PUBLIC WORKS
STREETSCAPE SECTION
WEST PALM BEACH, FLORIDA
(561) 834-4100

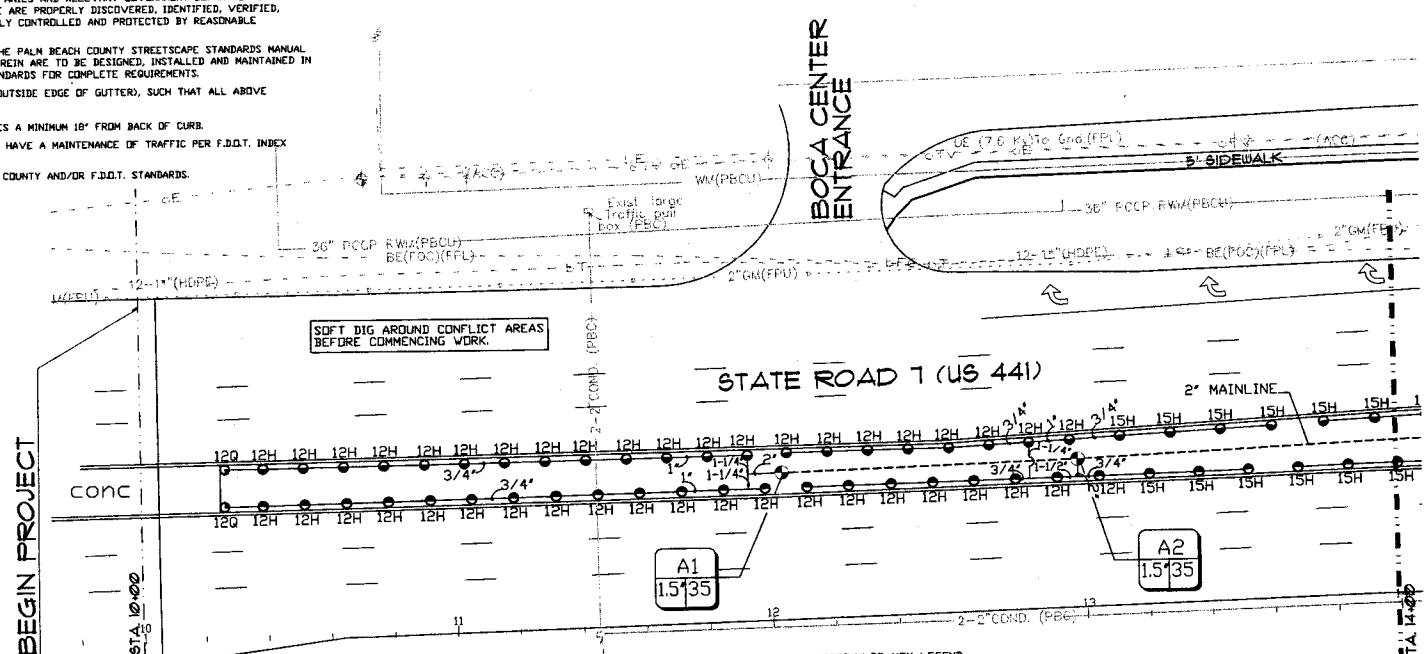
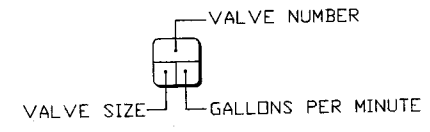
STATE ROAD 7

INDEX





- NOTES:**
1. THE IRRIGATION SYSTEM HEAD LAYOUT IS DESIGNED AND SHALL BE INSTALLED AND MAINTAINED TO MINIMIZE OVERSPRAY ONTO ROADWAYS. AFTER THE SYSTEM IS FLUSHED AND NOZZLED, THE ARCS SHALL BE SET TO MINIMIZE OVERSPRAY AND THE FLOW CONTROL/PRESSURE REGULATOR ON THE ZONE CONTROL VALVE SHALL BE ADJUSTED DOWN TO PREVENT ANY MISTING OR FOGGING, TO PRODUCE DROPLETS OF WATER TO MINIMIZE THE EFFECT OF THE WIND THEREBY LIMITING OVERSPRAY AND WATER WASTE. CONTROLLER PROGRAMMING SHALL BE SET SO AS NOT TO ALLOW THE IRRIGATION TO CREATE ANY RUN OFF WHICH COULD CREATE WATER ON THE ROAD.
 2. THE DESIGNER CANNOT BE HELD RESPONSIBLE FOR ANY MATTER, ACT, OR EFFECT ARISING FROM OVERSPRAY, BROKEN PIPES, HEADS OR NOZZLES. IN THE EVENT OF A BREAK OR BROKEN OFF HEAD OR NOZZLE, THE COMPONENT SHALL BE REPAIRED/REPLACED/CAPPED, OR ZONE TURNED OFF FROM AUTOMATIC OPERATION AS SOON AS POSSIBLE.
 3. THE DESIGNER DOES NOT WARRANT THAT ALL EXISTING UNDERGROUND UTILITIES ARE SHOWN OR, IF SHOWN, ARE PROPERLY LOCATED ON THE PLANS, AND ARE EITHER IN SERVICE OR ABANDONED. THE CONTRACTOR SHALL CALL "SUNSHINE STATE ONE CALL" AT (800) 432-4770 TO VERIFY UTILITY LOCATIONS AT LEAST 48 HOURS PRIOR TO DIGGING. THE CONTRACTOR SHALL BE RESPONSIBLE TO CONTACT/LOCATE OTHER UTILITIES NOT SUBSCRIBING TO "SUNSHINE STATE ONE CALL". ALSO CALL (561) 641-3429, PALM BEACH COUNTY UTILITIES OR APPLICABLE LOCAL UTILITY AGENCY TO VERIFY LOCATIONS AND DEPTHS OF UNDERGROUND UTILITIES.
 4. THE CONTRACTOR SHALL BE RESPONSIBLE FOR COORDINATING WITH ALL UTILITY COMPANIES AND RELEVANT GOVERNMENT DEPARTMENTS AND ENSURING ALL UTILITIES LOCATED ABOVE, ON, OR BELOW THE SURFACE OF THE SITE ARE PROPERLY DISCOVERED, IDENTIFIED, VERIFIED, AND FIELD LABELED, AND ENSURING THOSE SAME UTILITIES ARE AT ALL TIMES SAFELY CONTROLLED AND PROTECTED BY REASONABLE MEANS.
 5. THESE PLANS HAVE BEEN PREPARED IN ACCORDANCE WITH AND ARE GOVERNED BY THE PALM BEACH COUNTY STREETSCAPE STANDARDS MANUAL DATED AUGUST, 1999, AND SUPPLEMENTS. ALL ABOVE GROUND STRUCTURES SHOWN HEREIN ARE TO BE DESIGNED, INSTALLED AND MAINTAINED IN ACCORDANCE WITH THESE STANDARDS. THE CONTRACTOR SHALL REFER TO THESE STANDARDS FOR COMPLETE REQUIREMENTS.
 6. CONTRACTOR SHALL ADHERE TO MINIMUM 6' CLEAR ZONE, MEASURED FROM CLOSEST (OUTSIDE EDGE OF GUTTER), SUCH THAT ALL ABOVE GRADE EQUIPMENT INSTALLATIONS WILL BE OUTSIDE OF CLEAR ZONE.
 7. LOCATE SPRINKLER HEADS 12" FROM BACK OF CURB. LOCATE IRRIGATION VALVE BOXES A MINIMUM 18" FROM BACK OF CURB.
 8. ANY WORKERS, WORKED PERFORMED, EQUIPMENT, ECT. WITHIN THE TRAVEL WAY MUST HAVE A MAINTENANCE OF TRAFFIC PER F.D.O.T. IN PLACE PRIOR TO COMMENCING WORK.
 9. ALL DAMAGED OCCURRED BY THE CONTRACTOR SHALL BE REPLACED PER PALM BEACH COUNTY AND/OR F.D.O.T. STANDARDS.



CALL 48 HOURS BEFORE YOU DIG
IT'S THE LAW!
1-800-432-4770
 SUNSHINE STATE ONE CALL OF FLORIDA, INC.

PIPE SIZING LEGEND

PIPE SIZE	GPM
3/4"	0-10
1"	11-16
1-1/4"	17-28
1-1/2"	29-35
2"	36-55
2-1/2"	56-80
3"	81-130

SPRINKLER KEY LEGEND

Symbol	Description	Radius	GPM
4-EST	TDR 5702-06-PRX-4EST PDP-UP SPRAY HEAD	18 X 5 ft	.53
4-SST	TDR 5702-06-PRX-4SST PDP-UP SPRAY HEAD	32 X 4 ft	1.04
5Q	TDR 5702-06-PRX-5Q PDP-UP SPRAY HEAD	6.00 ft	.12
5H	TDR 5702-06-PRX-5H PDP-UP SPRAY HEAD	6.00 ft	.23
8Q	TDR 5702-06-PRX-8Q PDP-UP SPRAY HEAD	9.00 ft	.26
8H	TDR 5702-06-PRX-8H PDP-UP SPRAY HEAD	9.00 ft	.58
8F	TDR 5702-06-PRX-8F PDP-UP SPRAY HEAD	9.00 ft	1.16
10Q	TDR 5702-06-PRX-10Q PDP-UP SPRAY HEAD	11.00 ft	.50
10H	TDR 5702-06-PRX-10H PDP-UP SPRAY HEAD	11.00 ft	.85
10F	TDR 5702-06-PRX-10F PDP-UP SPRAY HEAD	11.00 ft	1.61
12Q	TDR 5702-06-PRX-12Q PDP-UP SPRAY HEAD	13.00 ft	.60
12H	TDR 5702-06-PRX-12H PDP-UP SPRAY HEAD	13.00 ft	1.30
12F	TDR 5702-06-PRX-12F PDP-UP SPRAY HEAD	13.00 ft	2.35
15Q	TDR 5702-06-PRX-15Q PDP-UP SPRAY HEAD	16.00 ft	1.04
15H	TDR 5702-06-PRX-15H PDP-UP SPRAY HEAD	16.00 ft	1.30
15F	TDR 5702-06-PRX-15F PDP-UP SPRAY HEAD	16.00 ft	2.02

CHRISTOPHER L. SPAIN, C.I.D.
 4723 W. SWANSON DRIVE, PALM BEACH, FLORIDA 33407
 Phone (772) 334-7414 Fax (772) 334-1817

FEB 08 2010

Scale: 1" = 40'

DATE	BY	DESCRIPTION	DATE	BY	DESCRIPTION

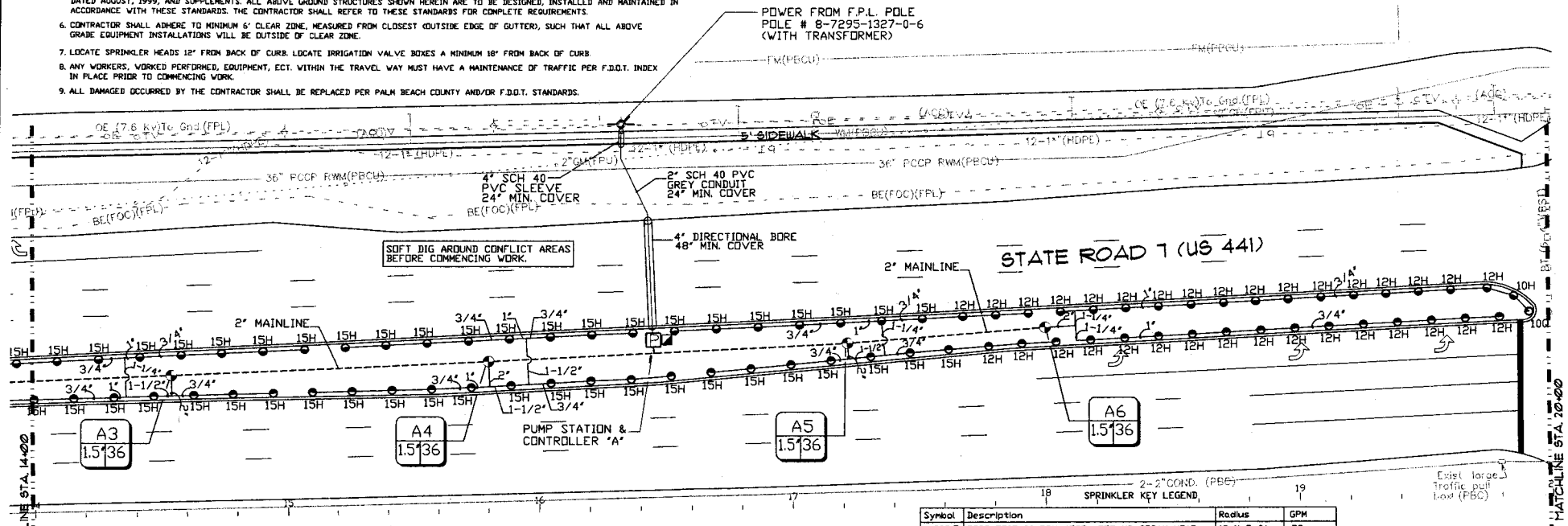
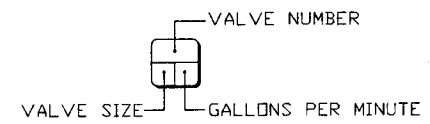
Carle Holloway O'Malley
 ENGINEERING AND SURVEYING WORKS
 1000 S. PALM BEACH BLVD. SUITE 100
 PALM BEACH, FLORIDA 33480
 (561) 844-4100

STATE ROAD 7

IRRIGATION PLAN
 STA. 10+00 THRU STA. 14+00

NOTES

1. THE IRRIGATION SYSTEM HEAD LAYOUT IS DESIGNED AND SHALL BE INSTALLED AND MAINTAINED TO MINIMIZE OVERSPRAY ONTO ROADWAYS. AFTER THE SYSTEM IS FLUSHED AND NOZZLED, THE ARCS SHALL BE SET TO MINIMIZE OVERSPRAY AND THE FLOW CONTROL/PRESSURE REGULATOR ON THE ZONE CONTROL VALVE SHALL BE ADJUSTED DOWN TO PREVENT ANY MISTING OR FOGGING, TO PRODUCE DROPLETS OF WATER TO MINIMIZE THE EFFECT OF THE WIND THEREBY LIMITING OVERSPRAY AND WATER WASTE. CONTROLLER PROGRAMMING SHALL BE SET SO AS NOT TO ALLOW THE IRRIGATION TO CREATE ANY RUN OFF WHICH COULD CREATE WATER ON THE ROAD.
2. THE DESIGNER CANNOT BE HELD RESPONSIBLE FOR ANY MATTER, ACT, OR EFFECT ARISING FROM OVERSPRAY, BROKEN PIPES, HEADS OR NOZZLES. IN THE EVENT OF A BREAK OR BROKEN OFF HEAD OR NOZZLE, THE COMPONENT SHALL BE REPAIRED/REPLACED/CAPPED, OR ZONE TURNED OFF FROM AUTOMATIC OPERATION AS SOON AS POSSIBLE.
3. THE DESIGNER DOES NOT WARRANT THAT ALL EXISTING UNDERGROUND UTILITIES ARE SHOWN OR, IF SHOWN, ARE PROPERLY LOCATED ON THE PLANS, AND ARE EITHER IN SERVICE OR ABANDONED. THE CONTRACTOR SHALL CALL 'SUNSHINE STATE ONE CALL' AT (800) 432-4770 TO VERIFY UTILITY LOCATIONS AT LEAST 48 HOURS PRIOR TO DIGGING. THE CONTRACTOR SHALL BE RESPONSIBLE TO CONTACT/LOCATE OTHER UTILITIES NOT SUBSCRIBING TO 'SUNSHINE STATE ONE CALL'. ALSO CALL (561) 641-3429, PALM BEACH COUNTY UTILITIES OR APPLICABLE LOCAL UTILITY AGENCY TO VERIFY LOCATIONS AND DEPTHS OF UNDERGROUND UTILITIES.
4. THE CONTRACTOR SHALL BE RESPONSIBLE FOR COORDINATING WITH ALL UTILITY COMPANIES AND RELEVANT GOVERNMENT DEPARTMENTS AND ENSURING ALL UTILITIES LOCATED ABOVE, ON, OR BELOW THE SURFACE OF THE SITE ARE PROPERLY DISCOVERED, IDENTIFIED, VERIFIED, AND FIELD LABELED, AND ENSURING THOSE SAME UTILITIES ARE AT ALL TIMES SAFELY CONTROLLED AND PROTECTED BY REASONABLE MEANS.
5. THESE PLANS HAVE BEEN PREPARED IN ACCORDANCE WITH AND ARE GOVERNED BY THE PALM BEACH COUNTY STREETSCAPE STANDARDS MANUAL, DATED AUGUST, 1999, AND SUPPLEMENTS. ALL ABOVE GROUND STRUCTURES SHOWN HEREIN ARE TO BE DESIGNED, INSTALLED AND MAINTAINED IN ACCORDANCE WITH THESE STANDARDS. THE CONTRACTOR SHALL REFER TO THESE STANDARDS FOR COMPLETE REQUIREMENTS.
6. CONTRACTOR SHALL ADHERE TO MINIMUM 6' CLEAR ZONE, MEASURED FROM CLOSEST OUTSIDE EDGE OF GUTTER, SUCH THAT ALL ABOVE GRADE EQUIPMENT INSTALLATIONS WILL BE OUTSIDE OF CLEAR ZONE.
7. LOCATE SPRINKLER HEADS 12" FROM BACK OF CURB. LOCATE IRRIGATION VALVE BOXES A MINIMUM 10' FROM BACK OF CURB.
8. ANY WORKERS, WORKED PERFORMED, EQUIPMENT, ECT. WITHIN THE TRAVEL WAY MUST HAVE A MAINTENANCE OF TRAFFIC PER F.D.O.T. INDEX IN PLACE PRIOR TO COMMENCING WORK.
9. ALL DAMAGED OCCURRED BY THE CONTRACTOR SHALL BE REPLACED PER PALM BEACH COUNTY AND/OR F.D.O.T. STANDARDS.



NOTE:
RIGHT OF WAY NOT SHOWN,
CONTRACTOR SHALL VERIFY RIGHT OF WAY
LOCATION BEFORE COMMENCING WORK.

CALL 48 HOURS BEFORE YOU DIG
IT'S THE LAW!
1-800-432-4770
SUNSHINE STATE ONE CALL OF FLORIDA, INC.

PIPE SIZING LEGEND

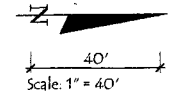
PIPE SIZE	GPM
3/4"	0-10
1"	11-16
1-1/4"	17-28
1-1/2"	29-35
2"	36-55
2-1/2"	56-80
3"	81-130

SPRINKLER KEY LEGEND

Symbol	Description	Radius	GPM
4-EST	TDRD 5702-06-PRX-4EST POP-UP SPRAY HEAD	18 X 5 ft	.53
4-SST	TDRD 5702-06-PRX-4SST POP-UP SPRAY HEAD	32 X 4 ft	1.04
50	TDRD 5702-06-PRX-50 POP-UP SPRAY HEAD	6.00 ft	.12
5H	TDRD 5702-06-PRX-5H POP-UP SPRAY HEAD	6.00 ft	.23
80	TDRD 5702-06-PRX-80 POP-UP SPRAY HEAD	9.00 ft	.26
8H	TDRD 5702-06-PRX-8H POP-UP SPRAY HEAD	9.00 ft	.58
8F	TDRD 5702-06-PRX-8F POP-UP SPRAY HEAD	9.00 ft	1.16
100	TDRD 5702-06-PRX-100 POP-UP SPRAY HEAD	11.00 ft	.50
10H	TDRD 5702-06-PRX-10H POP-UP SPRAY HEAD	11.00 ft	.85
10F	TDRD 5702-06-PRX-10F POP-UP SPRAY HEAD	11.00 ft	1.61
120	TDRD 5702-06-PRX-120 POP-UP SPRAY HEAD	13.00 ft	.60
12H	TDRD 5702-06-PRX-12H POP-UP SPRAY HEAD	13.00 ft	1.30
12F	TDRD 5702-06-PRX-12F POP-UP SPRAY HEAD	13.00 ft	2.35
150	TDRD 5702-06-PRX-150 POP-UP SPRAY HEAD	16.00 ft	1.04
15T	TDRD 5702-06-PRX-15T POP-UP SPRAY HEAD	16.00 ft	1.30
15H	TDRD 5702-06-PRX-15H POP-UP SPRAY HEAD	16.00 ft	2.02
15F	TDRD 5702-06-PRX-15F POP-UP SPRAY HEAD	16.00 ft	4.20

FEB 08 2010

CHRISTOPHER L. SPAIN, C.I.E.
4233 NE Skyway Drive, Suite 200, West Palm Beach, Florida 33417
Phone: (561) 734-1816 Fax: (561) 734-1817



REVISIONS

DATE	BY	DESCRIPTION	DATE	BY	DESCRIPTION

Gentle Highway
OF HIGHWAY
CONSTRUCTION

PALM BEACH COUNTY
ENGINEERING AND PUBLIC WORKS
STREETING AND UTILITIES
WEST PALM BEACH, FLORIDA
(561) 684-4191

STATE ROAD 7

IRRIGATION PLAN
STA. 14+00 THRU STA. 20+00

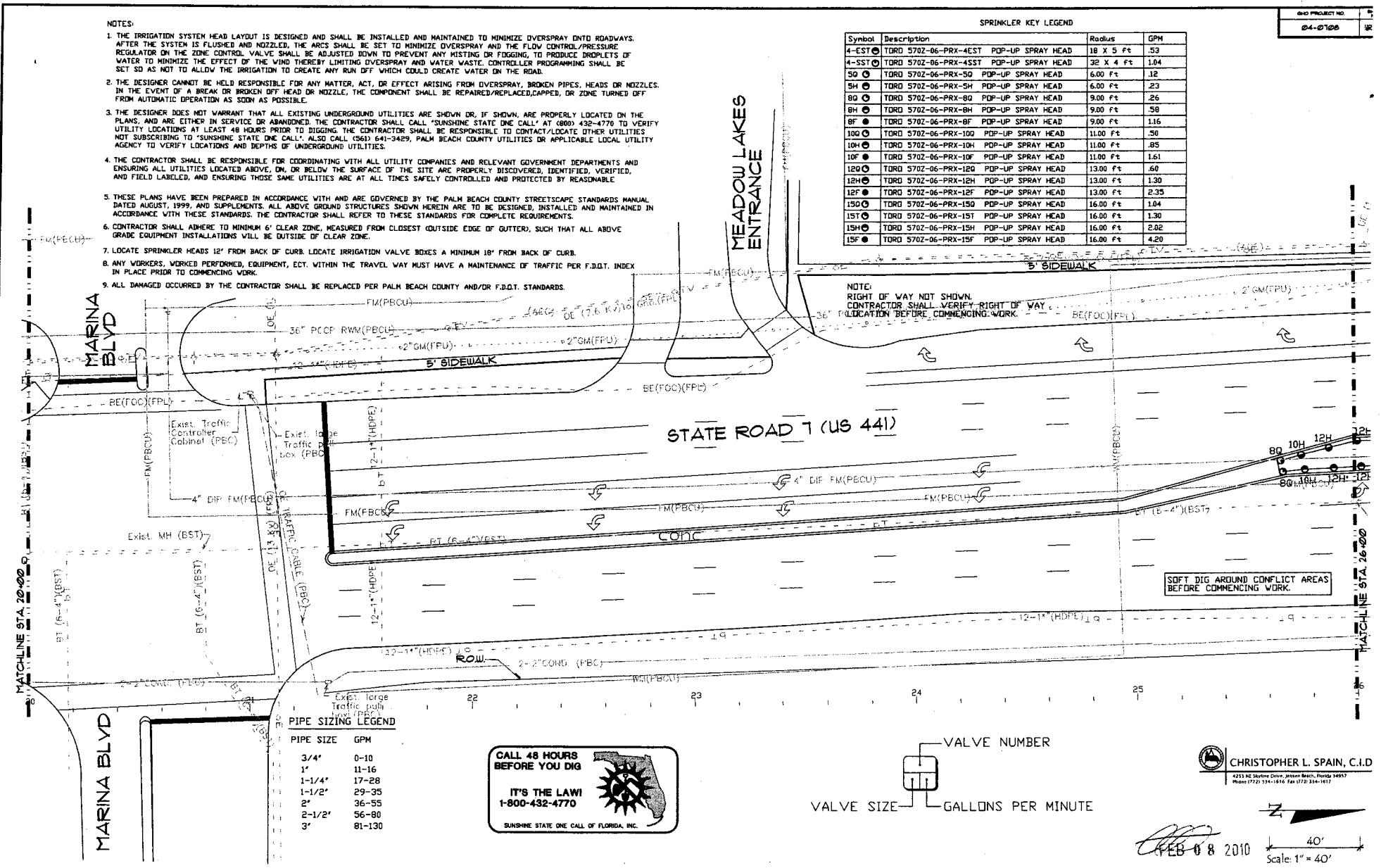
SPRINKLER KEY LEGEND

Symbol	Description	Radius	GPM
4-EST	TDR 5702-06-PRX-4EST POP-UP SPRAY HEAD	18 X 5 ft	.53
4-SST	TDR 5702-06-PRX-4SST POP-UP SPRAY HEAD	32 X 4 ft	1.04
5Q	TDR 5702-06-PRX-5Q POP-UP SPRAY HEAD	6.00 ft	.12
5H	TDR 5702-06-PRX-5H POP-UP SPRAY HEAD	6.00 ft	.23
8Q	TDR 5702-06-PRX-8Q POP-UP SPRAY HEAD	9.00 ft	.26
8H	TDR 5702-06-PRX-8H POP-UP SPRAY HEAD	9.00 ft	.58
8F	TDR 5702-06-PRX-8F POP-UP SPRAY HEAD	9.00 ft	1.16
10Q	TDR 5702-06-PRX-10Q POP-UP SPRAY HEAD	11.00 ft	.50
10H	TDR 5702-06-PRX-10H POP-UP SPRAY HEAD	11.00 ft	.85
10F	TDR 5702-06-PRX-10F POP-UP SPRAY HEAD	11.00 ft	1.61
12Q	TDR 5702-06-PRX-12Q POP-UP SPRAY HEAD	13.00 ft	.60
12H	TDR 5702-06-PRX-12H POP-UP SPRAY HEAD	13.00 ft	1.30
12F	TDR 5702-06-PRX-12F POP-UP SPRAY HEAD	13.00 ft	2.35
15Q	TDR 5702-06-PRX-15Q POP-UP SPRAY HEAD	16.00 ft	1.04
15H	TDR 5702-06-PRX-15H POP-UP SPRAY HEAD	16.00 ft	1.30
15F	TDR 5702-06-PRX-15F POP-UP SPRAY HEAD	16.00 ft	2.02
15F	TDR 5702-06-PRX-15F POP-UP SPRAY HEAD	16.00 ft	4.20

NOTES:

1. THE IRRIGATION SYSTEM HEAD LAYOUT IS DESIGNED AND SHALL BE INSTALLED AND MAINTAINED TO MINIMIZE OVERSPRAY ONTO ROADWAYS. AFTER THE SYSTEM IS FLUSHED AND NOZZLED, THE ARCS SHALL BE SET TO MINIMIZE OVERSPRAY AND THE FLOW CONTROL/PRESSURE REGULATOR ON THE ZONE CONTROL VALVE SHALL BE ADJUSTED DOWN TO PREVENT ANY MISTING OR FOGGING, TO PRODUCE DROPLETS OF WATER TO MINIMIZE THE EFFECT OF THE WIND THEREBY LIMITING OVERSPRAY AND WATER WASTE. CONTROLLER PROGRAMMING SHALL BE SET SO AS NOT TO ALLOW THE IRRIGATION TO CREATE ANY RUN OFF WHICH COULD CREATE WATER ON THE ROAD.
2. THE DESIGNER CANNOT BE HELD RESPONSIBLE FOR ANY MATTER, ACT, OR EFFECT ARISING FROM OVERSPRAY, BROKEN PIPES, HEADS OR NOZZLES. IN THE EVENT OF A BREAK OR BROKEN OFF HEAD OR NOZZLE, THE COMPONENT SHALL BE REPAIRED/REPLACED, CAPPED, OR ZONE TURNED OFF FROM AUTOMATIC OPERATION AS SOON AS POSSIBLE.
3. THE DESIGNER DOES NOT WARRANT THAT ALL EXISTING UNDERGROUND UTILITIES ARE SHOWN OR, IF SHOWN, ARE PROPERLY LOCATED ON THE PLANS, AND ARE EITHER IN SERVICE OR ABANDONED. THE CONTRACTOR SHALL CALL "SUNSHINE STATE ONE CALL" AT (800) 432-4770 TO VERIFY UTILITY LOCATIONS AT LEAST 48 HOURS PRIOR TO DIGGING. THE CONTRACTOR SHALL BE RESPONSIBLE TO CONTACT/LOCATE OTHER UTILITIES NOT SUBSCRIBING TO "SUNSHINE STATE ONE CALL". ALSO CALL (561) 641-3489, PALM BEACH COUNTY UTILITIES OR APPLICABLE LOCAL UTILITY AGENCY TO VERIFY LOCATIONS AND DEPTHS OF UNDERGROUND UTILITIES.
4. THE CONTRACTOR SHALL BE RESPONSIBLE FOR COORDINATING WITH ALL UTILITY COMPANIES AND RELEVANT GOVERNMENT DEPARTMENTS AND ENSURING ALL UTILITIES LOCATED ABOVE, ON, OR BELOW THE SURFACE OF THE SITE ARE PROPERLY DISCOVERED, IDENTIFIED, VERIFIED, AND FIELD LABELED, AND ENSURING THOSE SAME UTILITIES ARE AT ALL TIMES SAFELY CONTROLLED AND PROTECTED BY REASONABLE MEANS.
5. THESE PLANS HAVE BEEN PREPARED IN ACCORDANCE WITH AND ARE GOVERNED BY THE PALM BEACH COUNTY STREETScape STANDARDS MANUAL DATED AUGUST, 1999, AND SUPPLEMENTS. ALL ABOVE GROUND STRUCTURES SHOWN HEREIN ARE TO BE DESIGNED, INSTALLED AND MAINTAINED IN ACCORDANCE WITH THESE STANDARDS. THE CONTRACTOR SHALL REFER TO THESE STANDARDS FOR COMPLETE REQUIREMENTS.
6. CONTRACTOR SHALL ADHERE TO MINIMUM 6' CLEAR ZONE, MEASURED FROM CLOSEST OUTSIDE EDGE OF GUTTER, SUCH THAT ALL ABOVE GRADE EQUIPMENT INSTALLATIONS WILL BE OUTSIDE OF CLEAR ZONE.
7. LOCATE SPRINKLER HEADS 12" FROM BACK OF CURB. LOCATE IRRIGATION VALVE BOXES A MINIMUM 18" FROM BACK OF CURB.
8. ANY WORKERS, WORKED PERFORMED, EQUIPMENT, ECT. WITHIN THE TRAVEL WAY MUST HAVE A MAINTENANCE OF TRAFFIC PER F.D.O.T. INDEX IN PLACE PRIOR TO COMMENCING WORK.
9. ALL DAMAGED OCCURRED BY THE CONTRACTOR SHALL BE REPLACED PER PALM BEACH COUNTY AND/OR F.D.O.T. STANDARDS.

NOTE: RIGHT OF WAY NOT SHOWN. CONTRACTOR SHALL VERIFY RIGHT OF WAY LOCATION BEFORE COMMENCING WORK.



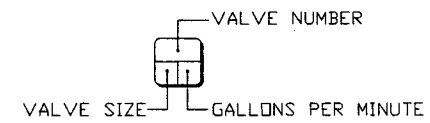
PIPE SIZING LEGEND

PIPE SIZE	GPM
3/4"	0-10
1"	11-16
1-1/4"	17-28
1-1/2"	29-35
2"	36-55
2-1/2"	56-80
3"	81-130

CALL 48 HOURS BEFORE YOU DIG

IT'S THE LAW!
1-800-432-4770

SUNSHINE STATE ONE CALL OF FLORIDA, INC.



CHRISTOPHER L. SPAIN, C.I.D.
4233 NE Skyline Drive, Jensen Beach, Florida 34957
Phone (772) 334-1616 Fax (772) 334-1617

FEB 08 2010
Scale: 1" = 40'

REVISIONS

DATE	BY	DESCRIPTION	DATE	BY	DESCRIPTION

Gardner-Whitman
Civil Engineering
10000 N.W. 11th St.
Miami, Florida 33150
Phone: (305) 551-1111
Fax: (305) 551-1112

PALM BEACH COUNTY
ENGINEERING AND PUBLIC WORKS
STREETS AND SIDEWALKS
WEST PALM BEACH, FLORIDA
(407) 834-2222

STATE ROAD 7

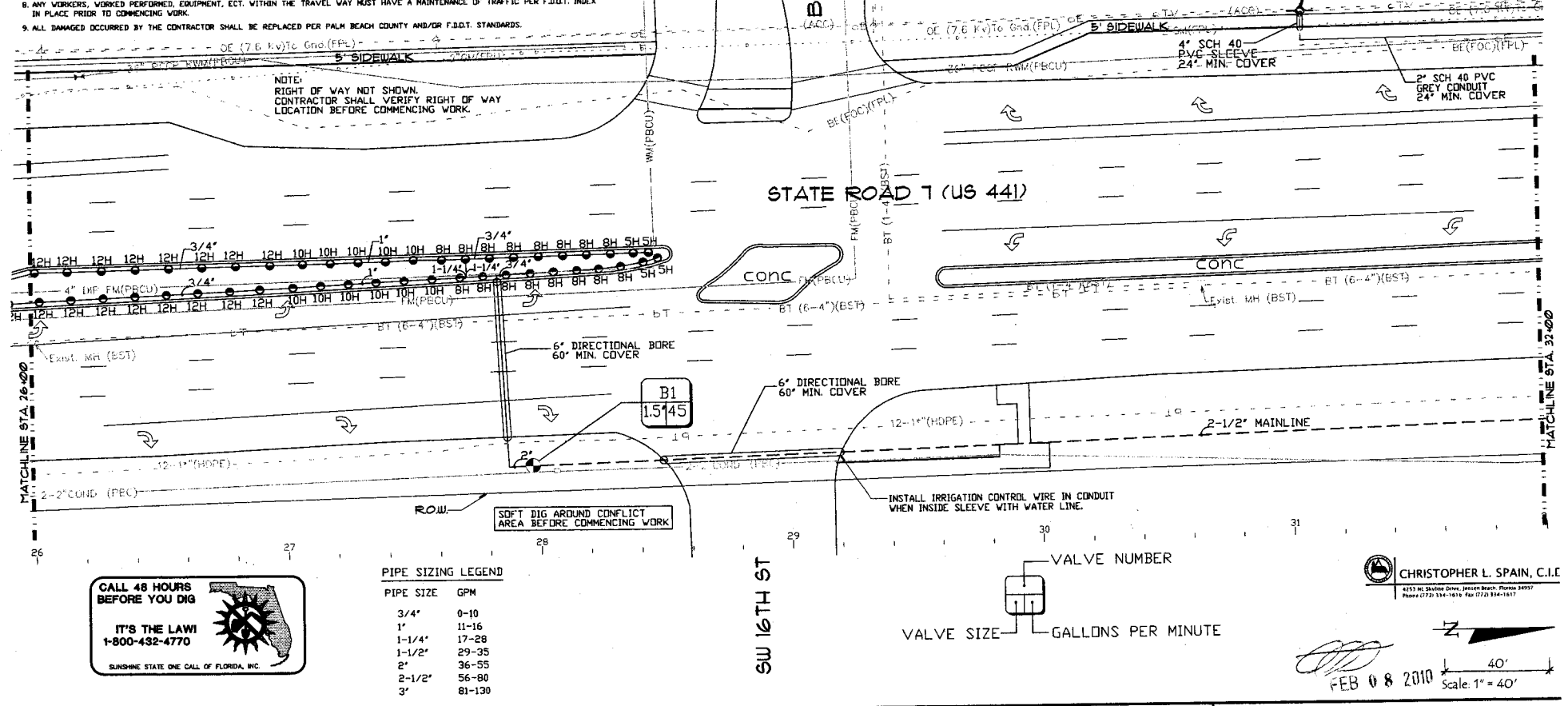
IRRIGATION PLAN
STA. 20+00 THRU STA. 26+00

NOTES:

1. THE IRRIGATION SYSTEM HEAD LAYOUT IS DESIGNED AND SHALL BE INSTALLED AND MAINTAINED TO MINIMIZE OVERSPRAY ONTO ROADWAYS. AFTER THE SYSTEM IS FLUSHED AND NOZZLED, THE ARCS SHALL BE SET TO MINIMIZE OVERSPRAY AND THE FLOW CONTROL/PRESSURE REGULATOR ON THE ZONE CONTROL VALVE SHALL BE ADJUSTED DOWN TO PREVENT ANY MISTING OR FOGGING, TO PRODUCE DRIPLETS OF WATER TO MINIMIZE THE EFFECT OF THE WIND THEREBY LIMITING OVERSPRAY AND WATER WASTE. CONTROLLER PROGRAMMING SHALL BE SET SO AS NOT TO ALLOW THE IRRIGATION TO CREATE ANY RUN OFF WHICH COULD CREATE WATER ON THE ROAD.
2. THE DESIGNER CANNOT BE HELD RESPONSIBLE FOR ANY MATTER, ACT, OR EFFECT ARISING FROM OVERSPRAY, BROKEN PIPES, HEADS OR NOZZLES. IN THE EVENT OF A BREAK OR BROKEN OFF HEAD OR NOZZLE, THE COMPONENT SHALL BE REPAIRED/REPLACED/CAPPED, OR ZONE TURNED OFF FROM AUTOMATIC OPERATION AS SOON AS POSSIBLE.
3. THE DESIGNER DOES NOT WARRANT THAT ALL EXISTING UNDERGROUND UTILITIES ARE SHOWN OR, IF SHOWN, ARE PROPERLY LOCATED ON THE PLANS, AND ARE EITHER IN SERVICE OR ABANDONED. THE CONTRACTOR SHALL CALL "SUNSHINE STATE ONE CALL" AT (800) 432-4770 TO VERIFY UTILITY LOCATIONS AT LEAST 48 HOURS PRIOR TO DIGGING. THE CONTRACTOR SHALL BE RESPONSIBLE TO CONTACT/LOCATE OTHER UTILITIES NOT SUBSCRIBING TO "SUNSHINE STATE ONE CALL". ALSO CALL (561) 641-3429, PALM BEACH COUNTY UTILITIES OR APPLICABLE LOCAL UTILITY AGENCY TO VERIFY LOCATIONS AND DEPTHS OF UNDERGROUND UTILITIES.
4. THE CONTRACTOR SHALL BE RESPONSIBLE FOR COORDINATING WITH ALL UTILITY COMPANIES AND RELEVANT GOVERNMENT DEPARTMENTS AND ENSURING ALL UTILITIES LOCATED ABOVE, ON, OR BELOW THE SURFACE OF THE SITE ARE PROPERLY DISCOVERED, IDENTIFIED, VERIFIED, AND FIELD LABELED, AND ENSURING THESE SAME UTILITIES ARE AT ALL TIMES SAFELY CONTROLLED AND PROTECTED BY REASONABLE.
5. THESE PLANS HAVE BEEN PREPARED IN ACCORDANCE WITH AND ARE GOVERNED BY THE PALM BEACH COUNTY STREETScape STANDARDS MANUAL DATED AUGUST, 1999, AND SUPPLEMENTS. ALL ABOVE GROUND STRUCTURES SHOWN HEREIN ARE TO BE DESIGNED, INSTALLED AND MAINTAINED IN ACCORDANCE WITH THESE STANDARDS. THE CONTRACTOR SHALL REFER TO THESE STANDARDS FOR COMPLETE REQUIREMENTS.
6. CONTRACTOR SHALL ADHERE TO MINIMUM 6' CLEAR ZONE, MEASURED FROM CLOSEST (OUTSIDE EDGE OF GUTTER), SUCH THAT ALL ABOVE GRADE EQUIPMENT INSTALLATIONS WILL BE OUTSIDE OF CLEAR ZONE.
7. LOCATE SPRINKLER HEADS 12" FROM BACK OF CURB. LOCATE IRRIGATION VALVE BOXES A MINIMUM 18" FROM BACK OF CURB.
8. ANY WORKERS, WORKED PERFORMED, EQUIPMENT, ECT. WITHIN THE TRAVEL WAY MUST HAVE A MAINTENANCE OF TRAFFIC PER F.D.O.T. INDEX IN PLACE PRIOR TO COMMENCING WORK.
9. ALL DAMAGED OCCURRED BY THE CONTRACTOR SHALL BE REPLACED PER PALM BEACH COUNTY AND/OR F.D.O.T. STANDARDS.

SPRINKLER KEY LEGEND

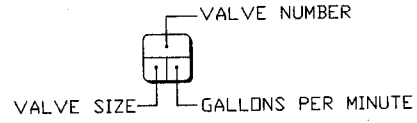
Symbol	Description	Radius	GPM
4-EST	TDR 5702-06-PRX-4EST POP-UP SPRAY HEAD	18 X 5 ft	.53
4-SST	TDR 5702-06-PRX-4SST POP-UP SPRAY HEAD	32 X 4 ft	1.04
5G	TDR 5702-06-PRX-5G POP-UP SPRAY HEAD	6.00 ft	.12
5H	TDR 5702-06-PRX-5H POP-UP SPRAY HEAD	6.00 ft	.23
8G	TDR 5702-06-PRX-8G POP-UP SPRAY HEAD	9.00 ft	.26
8H	TDR 5702-06-PRX-8H POP-UP SPRAY HEAD	9.00 ft	.58
8F	TDR 5702-06-PRX-8F POP-UP SPRAY HEAD	9.00 ft	1.16
10G	TDR 5702-06-PRX-10G POP-UP SPRAY HEAD	11.00 ft	.50
10H	TDR 5702-06-PRX-10H POP-UP SPRAY HEAD	11.00 ft	.85
10F	TDR 5702-06-PRX-10F POP-UP SPRAY HEAD	11.00 ft	1.61
12G	TDR 5702-06-PRX-12G POP-UP SPRAY HEAD	13.00 ft	.60
12H	TDR 5702-06-PRX-12H POP-UP SPRAY HEAD	13.00 ft	1.30
12F	TDR 5702-06-PRX-12F POP-UP SPRAY HEAD	13.00 ft	2.35
15G	TDR 5702-06-PRX-15G POP-UP SPRAY HEAD	16.00 ft	1.04
15H	TDR 5702-06-PRX-15H POP-UP SPRAY HEAD	16.00 ft	1.90
15F	TDR 5702-06-PRX-15F POP-UP SPRAY HEAD	16.00 ft	2.02
15T	TDR 5702-06-PRX-15T POP-UP SPRAY HEAD	16.00 ft	1.90
15U	TDR 5702-06-PRX-15U POP-UP SPRAY HEAD	16.00 ft	2.02
15V	TDR 5702-06-PRX-15V POP-UP SPRAY HEAD	16.00 ft	4.20



CALL 48 HOURS BEFORE YOU DIG
IT'S THE LAW!
1-800-432-4770
 SUNSHINE STATE ONE CALL OF FLORIDA, INC.

PIPE SIZING LEGEND

PIPE SIZE	GPM
3/4"	0-10
1"	11-16
1-1/4"	17-28
1-1/2"	29-35
2"	36-55
2-1/2"	56-80
3"	81-130



CHRISTOPHER L. SPAIN, C.I.E.
 4253 NE SWANSON DRIVE, JUPITER BEACH, FLORIDA 33457
 Phone (561) 334-1816 Fax (561) 334-1817

FEB 08 2010
 Scale: 1" = 40'

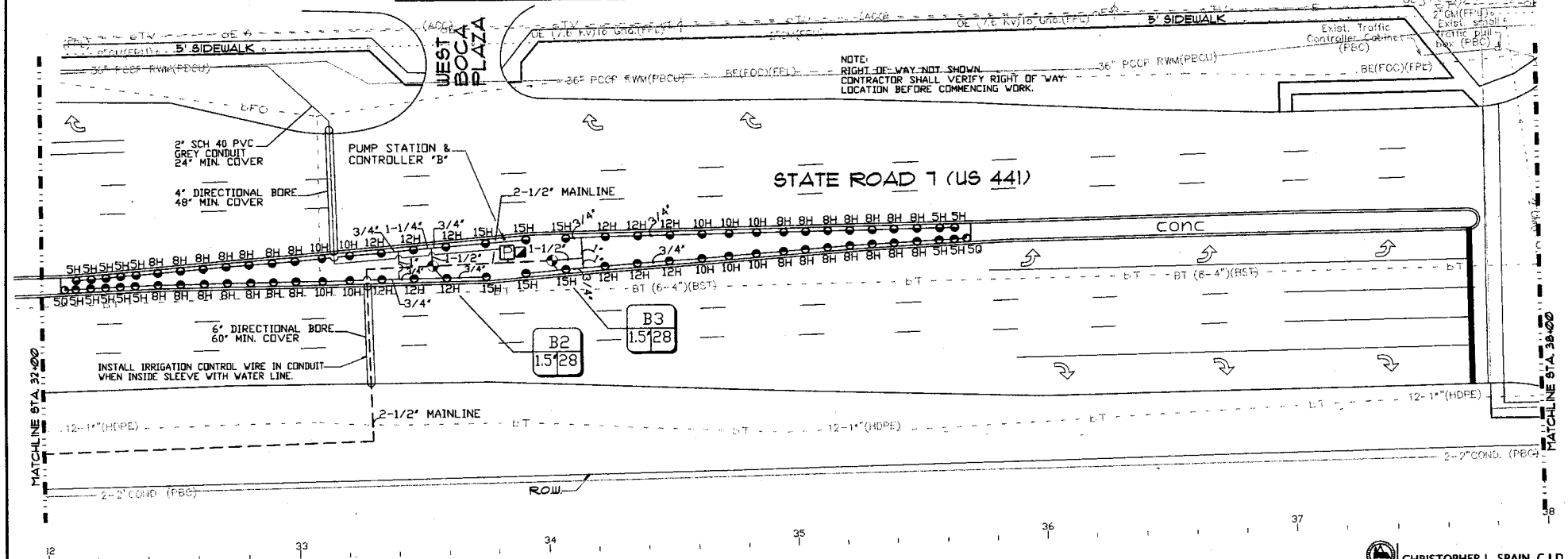
SPRINKLER KEY LEGEND

Symbol	Description	Radius	GPM
4-EST	TDRD 5702-06-PRX-4EST POP-UP SPRAY HEAD	18 X 5 ft	.53
4-SST	TDRD 5702-06-PRX-4SST POP-UP SPRAY HEAD	32 X 4 ft	1.04
50	TDRD 5702-06-PRX-50 POP-UP SPRAY HEAD	6.00 ft	.12
5H	TDRD 5702-06-PRX-5H POP-UP SPRAY HEAD	6.00 ft	.23
80	TDRD 5702-06-PRX-80 POP-UP SPRAY HEAD	9.00 ft	.26
8H	TDRD 5702-06-PRX-8H POP-UP SPRAY HEAD	9.00 ft	.58
8F	TDRD 5702-06-PRX-8F POP-UP SPRAY HEAD	9.00 ft	1.16
100	TDRD 5702-06-PRX-100 POP-UP SPRAY HEAD	11.00 ft	.50
10H	TDRD 5702-06-PRX-10H POP-UP SPRAY HEAD	11.00 ft	.85
10F	TDRD 5702-06-PRX-10F POP-UP SPRAY HEAD	11.00 ft	1.61
120	TDRD 5702-06-PRX-120 POP-UP SPRAY HEAD	13.00 ft	.60
12H	TDRD 5702-06-PRX-12H POP-UP SPRAY HEAD	13.00 ft	1.30
12F	TDRD 5702-06-PRX-12F POP-UP SPRAY HEAD	13.00 ft	2.35
150	TDRD 5702-06-PRX-150 POP-UP SPRAY HEAD	16.00 ft	1.04
15T	TDRD 5702-06-PRX-15T POP-UP SPRAY HEAD	16.00 ft	1.30
15H	TDRD 5702-06-PRX-15H POP-UP SPRAY HEAD	16.00 ft	2.02
15F	TDRD 5702-06-PRX-15F POP-UP SPRAY HEAD	16.00 ft	4.20

CALL 48 HOURS BEFORE YOU DIG
IT'S THE LAW!
1-800-432-4770
SUNSHINE STATE ONE CALL OF FLORIDA, INC.

SOFT DIG AROUND CONFLICT AREA BEFORE COMMENCING WORK

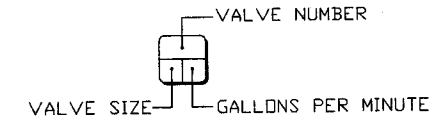
- NOTES
- THE IRRIGATION SYSTEM HEAD LAYOUT IS DESIGNED AND SHALL BE INSTALLED AND MAINTAINED TO MINIMIZE OVERSPRAY ONTO ROADWAYS. AFTER THE SYSTEM IS FLUSHED AND NOZZLED, THE ARCS SHALL BE SET TO MINIMIZE OVERSPRAY AND THE FLOW CONTROL/PRESSURE REGULATOR ON THE ZONE CONTROL VALVE SHALL BE ADJUSTED DOWN TO PREVENT ANY MISTING OR FLOODING. TO PRODUCE DRIPLETS OF WATER TO MINIMIZE THE EFFECT OF THE WIND THEREBY LIMITING OVERSPRAY AND WATER WASTE. CONTROLLER PROGRAMMING SHALL BE SET SO AS NOT TO ALLOW THE IRRIGATION TO CREATE ANY RUN OFF WHICH COULD CREATE WATER ON THE ROAD.
 - THE DESIGNER CANNOT BE HELD RESPONSIBLE FOR ANY MATTER, ACT, OR EFFECT ARISING FROM OVERSPRAY, BROKEN PIPES, HEADS OR NOZZLES. IN THE EVENT OF A BREAK OR BROKEN OFF HEAD OR NOZZLE, THE COMPONENT SHALL BE REPAIRED/REPLACED/CAPPED, OR ZONE TURNED OFF FROM AUTOMATIC OPERATION AS SOON AS POSSIBLE.
 - THE DESIGNER DOES NOT WARRANT THAT ALL EXISTING UNDERGROUND UTILITIES ARE SHOWN OR, IF SHOWN, ARE PROPERLY LOCATED ON THE PLANS, AND ARE EITHER IN SERVICE OR ABANDONED. THE CONTRACTOR SHALL CALL "SUNSHINE STATE ONE CALL" AT (800) 432-4770 TO VERIFY UTILITY LOCATIONS AT LEAST 48 HOURS PRIOR TO BIGGING. THE CONTRACTOR SHALL BE RESPONSIBLE TO CONTACT/LOCATE OTHER UTILITIES NOT SUBSCRIBING TO "SUNSHINE STATE ONE CALL". ALSO CALL (561) 641-3429, PALM BEACH COUNTY UTILITIES OR APPLICABLE LOCAL UTILITY AGENCY TO VERIFY LOCATIONS AND DEPTHS OF UNDERGROUND UTILITIES.
 - THE CONTRACTOR SHALL BE RESPONSIBLE FOR COORDINATING WITH ALL UTILITY COMPANIES AND RELEVANT GOVERNMENT DEPARTMENTS AND ENSURING ALL UTILITIES LOCATED ABOVE, ON, OR BELOW THE SURFACE OF THE SITE ARE PROPERLY DISCOVERED, IDENTIFIED, VERIFIED, AND FIELD LABELED, AND ENSURING THOSE SAME UTILITIES ARE AT ALL TIMES SAFELY CONTROLLED AND PROTECTED BY REASONABLE MEANS.
 - THESE PLANS HAVE BEEN PREPARED IN ACCORDANCE WITH AND ARE GOVERNED BY THE PALM BEACH COUNTY STREETSCAPE STANDARDS MANUAL DATED AUGUST, 1999, AND SUPPLEMENTS. ALL ABOVE GROUND STRUCTURES SHOWN HEREIN ARE TO BE DESIGNED, INSTALLED AND MAINTAINED IN ACCORDANCE WITH THESE STANDARDS. THE CONTRACTOR SHALL REFER TO THESE STANDARDS FOR COMPLETE REQUIREMENTS.
 - CONTRACTOR SHALL ADHERE TO MINIMUM 6' CLEAR ZONE, MEASURED FROM CLOSEST (OUTSIDE EDGE OF) GUTTER, SUCH THAT ALL ABOVE GRADE EQUIPMENT INSTALLATIONS WILL BE OUTSIDE OF CLEAR ZONE.
 - LOCATE SPRINKLER HEADS 12" FROM BACK OF CURB. LOCATE IRRIGATION VALVE BOXES A MINIMUM 18" FROM BACK OF CURB.
 - ANY WORKERS, WORKED PERFORMED, EQUIPMENT, ECT. WITHIN THE TRAVEL WAY MUST HAVE A MAINTENANCE OF TRAFFIC PER F.D.O.T. INDEX IN PLACE PRIOR TO COMMENCING WORK.
 - ALL DAMAGED OCCURRED BY THE CONTRACTOR SHALL BE REPLACED PER PALM BEACH COUNTY AND/OR F.D.O.T. STANDARDS.



NOTE:
RIGHT OF WAY NOT SHOWN.
CONTRACTOR SHALL VERIFY RIGHT OF WAY LOCATION BEFORE COMMENCING WORK.

PIPE SIZING LEGEND

PIPE SIZE	GPM
3/4"	0-10
1"	11-16
1-1/4"	17-28
1-1/2"	29-35
2"	36-55
2-1/2"	56-80
3"	81-130



CHRISTOPHER L. SPAIN, C.I.D.
4531 W. SHORE DRIVE, JUPITER BEACH, FLORIDA 33457
PHONE: (561) 334-1616 FAX: (561) 334-1617

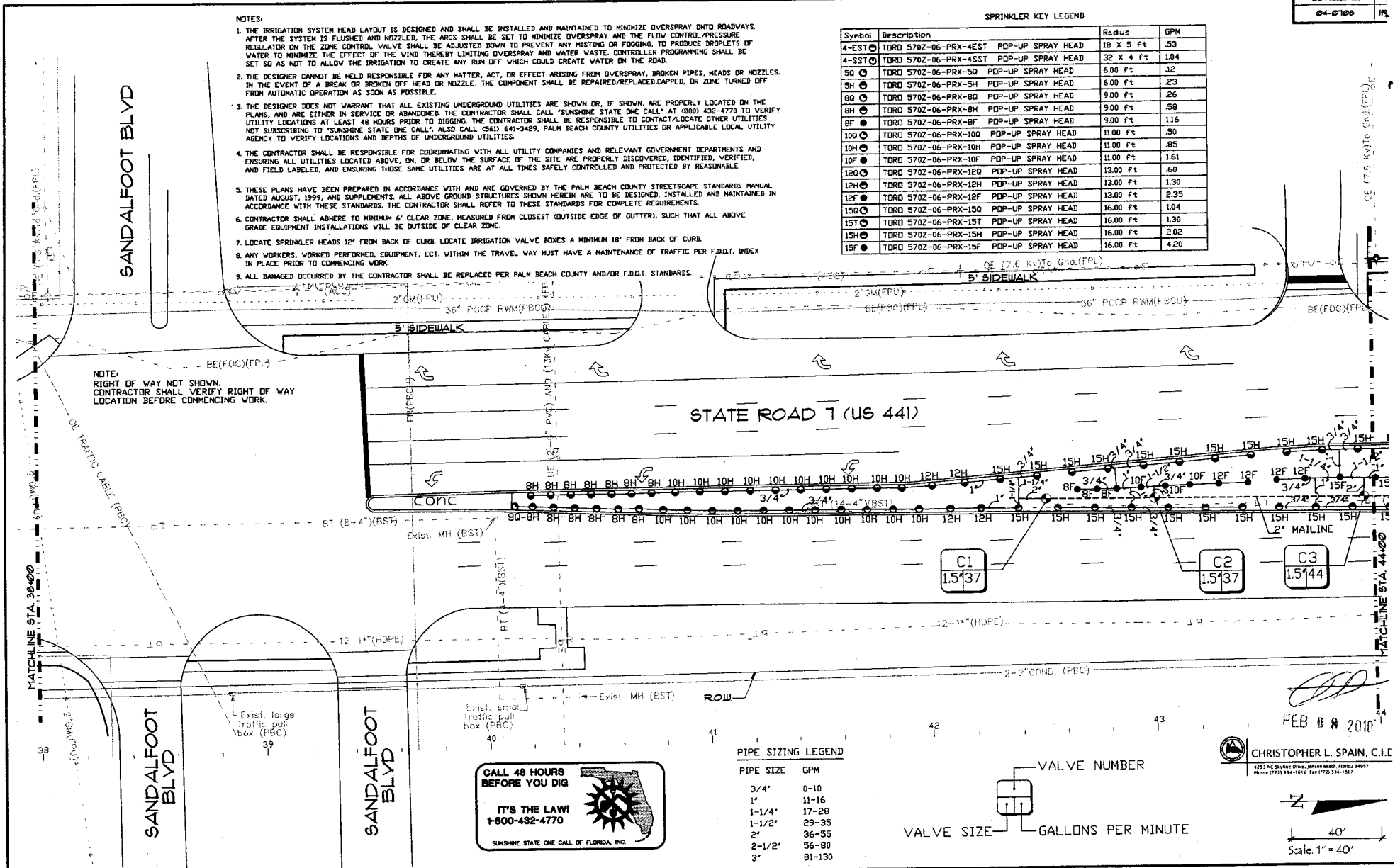
FEB 08 2010
Scale: 1" = 40'

SPRINKLER KEY LEGEND

Symbol	Description	Radius	GPM
4-EST	TDRD 5702-06-PRX-4EST POP-UP SPRAY HEAD	18 X 5 ft	.53
4-SST	TDRD 5702-06-PRX-4SST POP-UP SPRAY HEAD	32 X 4 ft	1.04
50	TDRD 5702-06-PRX-50 POP-UP SPRAY HEAD	6.00 ft	.12
5H	TDRD 5702-06-PRX-5H POP-UP SPRAY HEAD	6.00 ft	.23
80	TDRD 5702-06-PRX-80 POP-UP SPRAY HEAD	9.00 ft	.26
8H	TDRD 5702-06-PRX-8H POP-UP SPRAY HEAD	9.00 ft	.58
8F	TDRD 5702-06-PRX-8F POP-UP SPRAY HEAD	9.00 ft	1.16
100	TDRD 5702-06-PRX-100 POP-UP SPRAY HEAD	11.00 ft	.50
10H	TDRD 5702-06-PRX-10H POP-UP SPRAY HEAD	11.00 ft	.85
10F	TDRD 5702-06-PRX-10F POP-UP SPRAY HEAD	11.00 ft	1.61
120	TDRD 5702-06-PRX-120 POP-UP SPRAY HEAD	13.00 ft	.60
12H	TDRD 5702-06-PRX-12H POP-UP SPRAY HEAD	13.00 ft	1.30
12F	TDRD 5702-06-PRX-12F POP-UP SPRAY HEAD	13.00 ft	2.35
150	TDRD 5702-06-PRX-150 POP-UP SPRAY HEAD	16.00 ft	1.04
15T	TDRD 5702-06-PRX-15T POP-UP SPRAY HEAD	16.00 ft	1.90
15H	TDRD 5702-06-PRX-15H POP-UP SPRAY HEAD	16.00 ft	2.02
15F	TDRD 5702-06-PRX-15F POP-UP SPRAY HEAD	16.00 ft	4.20

NOTES

1. THE IRRIGATION SYSTEM HEAD LAYOUT IS DESIGNED AND SHALL BE INSTALLED AND MAINTAINED TO MINIMIZE OVERSPRAY ONTO ROADWAYS. AFTER THE SYSTEM IS FLUSHED AND NOZZLED, THE ARCS SHALL BE SET TO MINIMIZE OVERSPRAY AND THE FLOW CONTROL/PRESSURE REGULATOR ON THE ZONE CONTROL VALVE SHALL BE ADJUSTED DOWN TO PREVENT ANY MISTING OR FOGGING, TO PRODUCE DRIPLETS OF WATER TO MINIMIZE THE EFFECT OF THE WIND THEREBY LIMITING OVERSPRAY AND WATER WASTE. CONTROLLER PROGRAMMING SHALL BE SET SO AS NOT TO ALLOW THE IRRIGATION TO CREATE ANY RUN OFF WHICH COULD CREATE WATER ON THE ROAD.
2. THE DESIGNER CANNOT BE HELD RESPONSIBLE FOR ANY WATER, ACT, OR EFFECT ARISING FROM OVERSPRAY, BROKEN PIPES, HEADS OR NOZZLES. IN THE EVENT OF A BREAK OR BROKEN OFF HEAD OR NOZZLE, THE COMPONENT SHALL BE REPAIRED/REPLACED/CAPPED, OR ZONE TURNED OFF FROM AUTOMATIC OPERATION AS SOON AS POSSIBLE.
3. THE DESIGNER DOES NOT WARRANT THAT ALL EXISTING UNDERGROUND UTILITIES ARE SHOWN OR, IF SHOWN, ARE PROPERLY LOCATED ON THE PLANS, AND ARE EITHER IN SERVICE OR ABANDONED. THE CONTRACTOR SHALL CALL "SUNSHINE STATE ONE CALL" AT (800) 432-4770 TO VERIFY UTILITY LOCATIONS AT LEAST 48 HOURS PRIOR TO DIGGING. THE CONTRACTOR SHALL BE RESPONSIBLE TO CONTACT/LOCATE OTHER UTILITIES NOT SUBSCRIBING TO "SUNSHINE STATE ONE CALL". ALSO CALL (305) 641-3429, PALM BEACH COUNTY UTILITIES OR APPLICABLE LOCAL UTILITY AGENCY TO VERIFY LOCATIONS AND DEPTHS OF UNDERGROUND UTILITIES.
4. THE CONTRACTOR SHALL BE RESPONSIBLE FOR COORDINATING WITH ALL UTILITY COMPANIES AND RELEVANT GOVERNMENT DEPARTMENTS AND ENSURING ALL UTILITIES LOCATED ABOVE, ON, OR BELOW THE SURFACE OF THE SITE ARE PROPERLY DISCOVERED, IDENTIFIED, VERIFIED, AND FIELD LABELED, AND ENSURING THOSE SAME UTILITIES ARE AT ALL TIMES SAFELY CONTROLLED AND PROTECTED BY REASONABLE MEANS.
5. THESE PLANS HAVE BEEN PREPARED IN ACCORDANCE WITH AND ARE GOVERNED BY THE PALM BEACH COUNTY STREETSCAPE STANDARDS MANUAL, DATED AUGUST, 1999, AND SUPPLEMENTS. ALL ABOVE GROUND STRUCTURES SHOWN HEREIN ARE TO BE DESIGNED, INSTALLED AND MAINTAINED IN ACCORDANCE WITH THESE STANDARDS. THE CONTRACTOR SHALL REFER TO THESE STANDARDS FOR COMPLETE REQUIREMENTS.
6. CONTRACTOR SHALL ADHERE TO MINIMUM 6' CLEAR ZONE, MEASURED FROM CLOSEST (OUTSIDE EDGE OF GUTTER), SUCH THAT ALL ABOVE GRADE EQUIPMENT INSTALLATIONS WILL BE OUTSIDE OF CLEAR ZONE.
7. LOCATE SPRINKLER HEADS 12" FROM BACK OF CURB. LOCATE IRRIGATION VALVE BOXES A MINIMUM 18" FROM BACK OF CURB.
8. ANY WORKERS, WORKED PERFORMED, EQUIPMENT, ECT. WITHIN THE TRAVEL WAY MUST HAVE A MAINTENANCE OF TRAFFIC PER F.O.D.T. INDEX IN PLACE PRIOR TO COMMENCING WORK.
9. ALL DAMAGE OCCURRED BY THE CONTRACTOR SHALL BE REPLACED PER PALM BEACH COUNTY AND/OR F.O.D.T. STANDARDS.

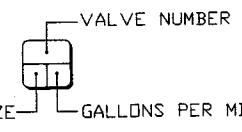


NOTE:
RIGHT OF WAY NOT SHOWN.
CONTRACTOR SHALL VERIFY RIGHT OF WAY
LOCATION BEFORE COMMENCING WORK.

STATE ROAD 7 (US 441)

PIPE SIZING LEGEND

PIPE SIZE	GPM
3/4"	0-10
1"	11-16
1-1/4"	17-28
1-1/2"	29-35
2"	36-55
2-1/2"	56-80
3"	81-130



CALL 48 HOURS BEFORE YOU DIG

IT'S THE LAW
1-800-432-4770

SUNSHINE STATE ONE CALL OF FLORIDA, INC.

FEB 08 2010

CHRISTOPHER L. SPAIN, C.I.E.

4253 N.W. 10th Street, Jensen Beach, Florida 34957
Phone: (772) 334-1614 Fax: (772) 334-1617

Scale: 1" = 40'

DATE	BY	DESCRIPTION	DATE	BY	DESCRIPTION

Civile Highway Authority
DESIGN AND CONSTRUCTION

PALM BEACH COUNTY
ENGINEERING AND PUBLIC WORKS
DESIGNED BY A/E SECTION
WEST PALM BEACH, FLORIDA

STATE ROAD 7

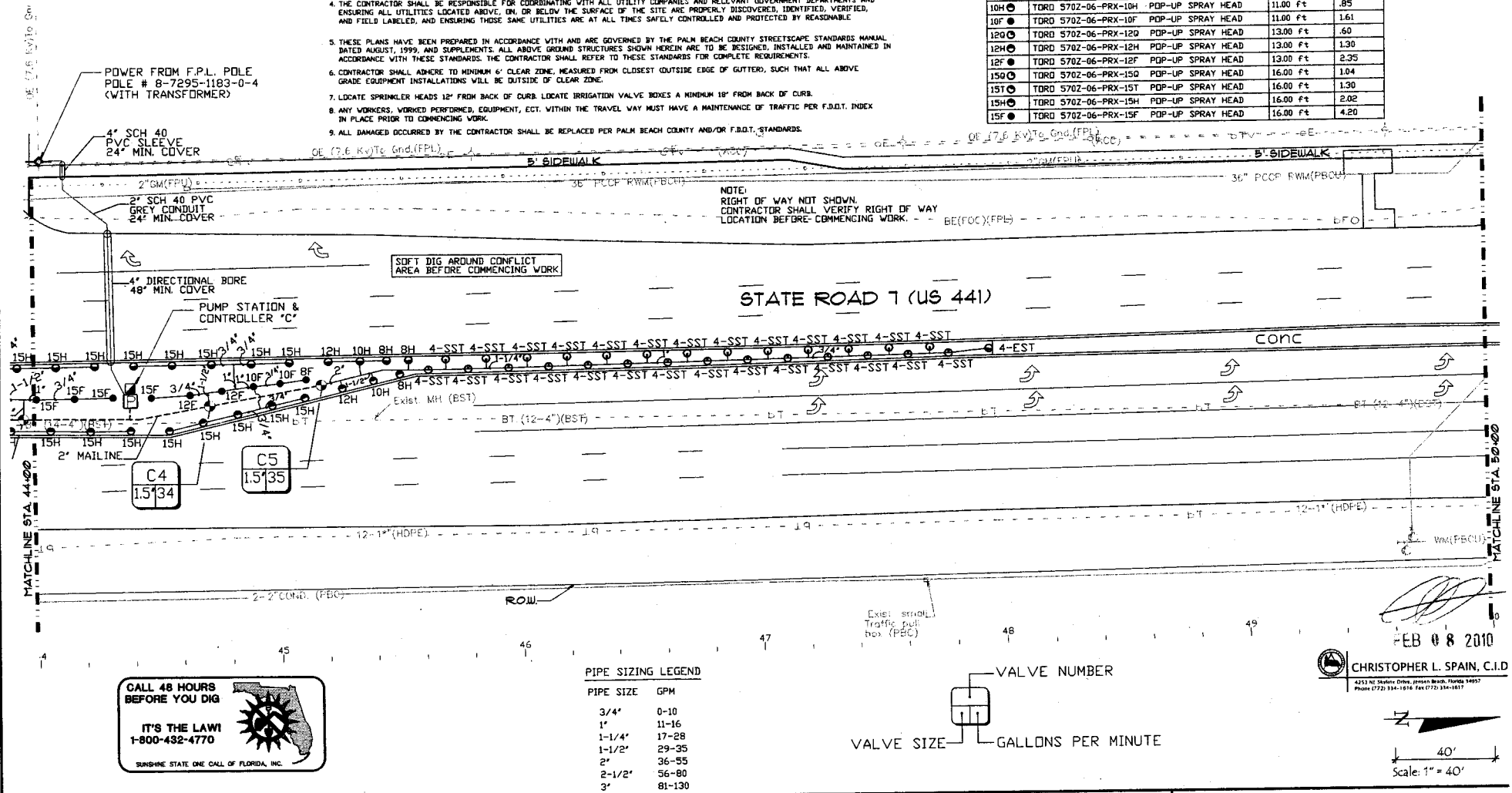
IRRIGATION PLAN
STA. 38+00 THRU STA. 44+00

SPRINKLER KEY LEGEND

Symbol	Description	Radius	GPM
4-EST	TORD 5702-06-PRX-4EST POP-UP SPRAY HEAD	18 X 5 ft	.53
4-SST	TORD 5702-06-PRX-4SST POP-UP SPRAY HEAD	32 X 4 ft	1.04
50	TORD 5702-06-PRX-50 POP-UP SPRAY HEAD	6.00 ft	.12
5H	TORD 5702-06-PRX-5H POP-UP SPRAY HEAD	6.00 ft	.23
80	TORD 5702-06-PRX-80 POP-UP SPRAY HEAD	9.00 ft	.26
8H	TORD 5702-06-PRX-8H POP-UP SPRAY HEAD	9.00 ft	.58
8F	TORD 5702-06-PRX-8F POP-UP SPRAY HEAD	9.00 ft	1.16
100	TORD 5702-06-PRX-100 POP-UP SPRAY HEAD	11.00 ft	.50
10H	TORD 5702-06-PRX-10H POP-UP SPRAY HEAD	11.00 ft	.85
10F	TORD 5702-06-PRX-10F POP-UP SPRAY HEAD	11.00 ft	1.61
120	TORD 5702-06-PRX-120 POP-UP SPRAY HEAD	13.00 ft	.60
12H	TORD 5702-06-PRX-12H POP-UP SPRAY HEAD	13.00 ft	1.30
12F	TORD 5702-06-PRX-12F POP-UP SPRAY HEAD	13.00 ft	2.35
150	TORD 5702-06-PRX-150 POP-UP SPRAY HEAD	16.00 ft	1.04
15H	TORD 5702-06-PRX-15H POP-UP SPRAY HEAD	16.00 ft	1.90
15F	TORD 5702-06-PRX-15F POP-UP SPRAY HEAD	16.00 ft	2.02
15F	TORD 5702-06-PRX-15F POP-UP SPRAY HEAD	16.00 ft	4.20

NOTES:

- THE IRRIGATION SYSTEM HEAD LAYOUT IS DESIGNED AND SHALL BE INSTALLED AND MAINTAINED TO MINIMIZE OVERSPRAY ONTO ROADWAYS. AFTER THE SYSTEM IS FLUSHED AND NOZZLED, THE ARCS SHALL BE SET TO MINIMIZE OVERSPRAY AND THE FLOW CONTROL/PRESSURE REGULATOR OR THE ZONE CONTROL VALVE SHALL BE ADJUSTED DOWN TO PREVENT ANY MISTING OR FOGGING TO PRODUCE DROPLETS OF WATER TO MINIMIZE THE EFFECT OF THE WIND THEREBY LIMITING OVERSPRAY AND WATER WASTE. CONTROLLER PROGRAMMING SHALL BE SET SO AS NOT TO ALLOW THE IRRIGATION TO CREATE ANY RUN OFF WHICH COULD CREATE WATER ON THE ROAD.
- THE DESIGNER CANNOT BE HELD RESPONSIBLE FOR ANY MATTER, ACT, OR EFFECT ARISING FROM OVERSPRAY, BROKEN PIPES, HEADS OR NOZZLES. IN THE EVENT OF A BREAK OR BROKEN OFF HEAD OR NOZZLE, THE COMPONENT SHALL BE REPAIRED/REPLACED/CAPPED, OR ZONE TURNED OFF FROM AUTOMATIC OPERATION AS SOON AS POSSIBLE.
- THE DESIGNER DOES NOT WARRANT THAT ALL EXISTING UNDERGROUND UTILITIES ARE SHOWN OR, IF SHOWN, ARE PROPERLY LOCATED ON THE PLANS, AND ARE EITHER IN SERVICE OR ABANDONED. THE CONTRACTOR SHALL CALL "SUNSHINE STATE ONE CALL" AT (800) 432-4770 TO VERIFY UTILITY LOCATIONS AT LEAST 48 HOURS PRIOR TO DIGGING. THE CONTRACTOR SHALL BE RESPONSIBLE TO CONTACT/LOCATE OTHER UTILITIES NOT SUBSCRIBING TO "SUNSHINE STATE ONE CALL". ALSO CALL (561) 641-9469, PALM BEACH COUNTY UTILITIES OR APPLICABLE LOCAL UTILITY AGENCY TO VERIFY LOCATIONS AND DEPTHS OF UNDERGROUND UTILITIES.
- THE CONTRACTOR SHALL BE RESPONSIBLE FOR COORDINATING WITH ALL UTILITY COMPANIES AND RELEVANT GOVERNMENT DEPARTMENTS AND ENSURING ALL UTILITIES LOCATED ABOVE, ON, OR BELOW THE SURFACE OF THE SITE ARE PROPERLY DISCOVERED, IDENTIFIED, VERIFIED, AND FIELD LABELED, AND ENSURING THOSE SAME UTILITIES ARE AT ALL TIMES SAFELY CONTROLLED AND PROTECTED BY REASONABLE MEANS.
- THESE PLANS HAVE BEEN PREPARED IN ACCORDANCE WITH AND ARE GOVERNED BY THE PALM BEACH COUNTY STANDARDS MANUAL, DATED AUGUST, 1999, AND SUPPLEMENTS. ALL ABOVE GROUND STRUCTURES SHOWN HEREIN ARE TO BE DESIGNED, INSTALLED AND MAINTAINED IN ACCORDANCE WITH THESE STANDARDS. THE CONTRACTOR SHALL REFER TO THESE STANDARDS FOR COMPLETE REQUIREMENTS.
- CONTRACTOR SHALL ADHERE TO MINIMUM 6' CLEAR ZONE, MEASURED FROM CLOSEST OUTSIDE EDGE OF GUTTER, SUCH THAT ALL ABOVE GRADE EQUIPMENT INSTALLATIONS WILL BE OUTSIDE OF CLEAR ZONE.
- LOCATE SPRINKLER HEADS 12" FROM BACK OF CURB. LOCATE IRRIGATION VALVE BOXES A MINIMUM 18" FROM BACK OF CURB.
- ANY WORKERS, WORKED PERFORMED, EQUIPMENT, ECT. WITHIN THE TRAVEL WAY MUST HAVE A MAINTENANCE OF TRAFFIC PER F.D.O.T. INDEX IN PLACE PRIOR TO COMMENCING WORK.
- ALL DAMAGED OCCURRED BY THE CONTRACTOR SHALL BE REPLACED PER PALM BEACH COUNTY AND/OR F.D.O.T. STANDARDS.



NOTE:
RIGHT OF WAY NOT SHOWN.
CONTRACTOR SHALL VERIFY RIGHT OF WAY
LOCATION BEFORE COMMENCING WORK.

SOFT DIG AROUND CONFLICT
AREA BEFORE COMMENCING WORK.

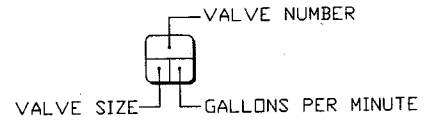
CALL 48 HOURS BEFORE YOU DIG

IT'S THE LAW
1-800-432-4770

SUNSHINE STATE ONE CALL OF FLORIDA, INC.

PIPE SIZING LEGEND

PIPE SIZE	GPM
3/4"	0-10
1"	11-16
1-1/4"	17-28
1-1/2"	29-35
2"	36-55
2-1/2"	56-80
3"	81-130



EB 08 2010

CHRISTOPHER L. SPAIN, C.I.D.

223 NE Shafter Drive, Palm Beach, Florida 33487
Phone (772) 334-1816 Fax (772) 334-1817

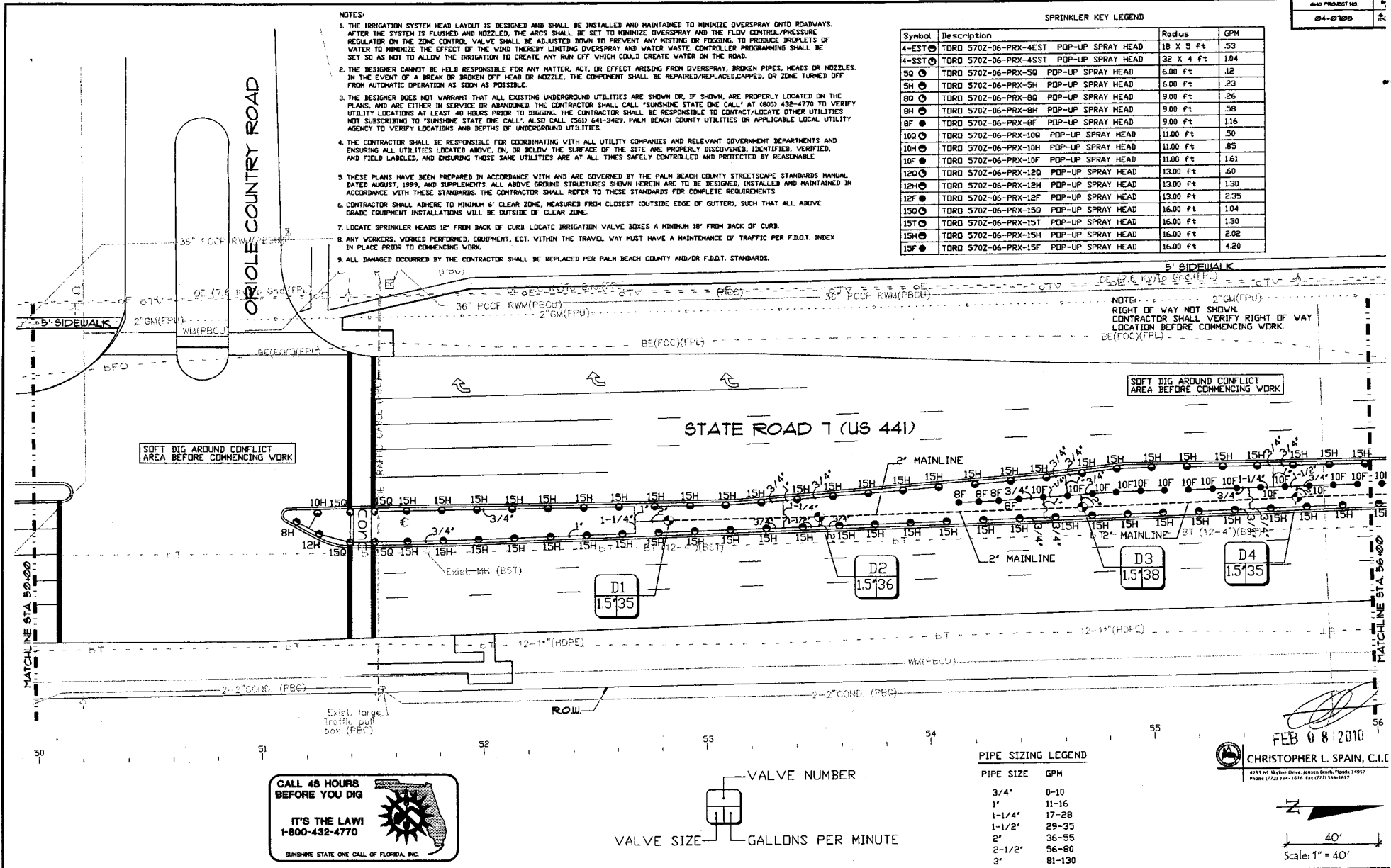
Scale: 1" = 40'

SPRINKLER KEY LEGEND

Symbol	Description	Radius	GPM
4-EST	TDR 5702-06-PRX-4EST POP-UP SPRAY HEAD	18 X 5 ft	.53
4-SST	TDR 5702-06-PRX-4SST POP-UP SPRAY HEAD	32 X 4 ft	1.04
5D	TDR 5702-06-PRX-5D POP-UP SPRAY HEAD	6.00 ft	.32
5H	TDR 5702-06-PRX-5H POP-UP SPRAY HEAD	6.00 ft	.23
8D	TDR 5702-06-PRX-8D POP-UP SPRAY HEAD	9.00 ft	.26
8H	TDR 5702-06-PRX-8H POP-UP SPRAY HEAD	9.00 ft	.38
8F	TDR 5702-06-PRX-8F POP-UP SPRAY HEAD	9.00 ft	1.16
10D	TDR 5702-06-PRX-10D POP-UP SPRAY HEAD	11.00 ft	.50
10H	TDR 5702-06-PRX-10H POP-UP SPRAY HEAD	11.00 ft	.85
10F	TDR 5702-06-PRX-10F POP-UP SPRAY HEAD	11.00 ft	1.61
12D	TDR 5702-06-PRX-12D POP-UP SPRAY HEAD	13.00 ft	.60
12H	TDR 5702-06-PRX-12H POP-UP SPRAY HEAD	13.00 ft	1.30
12F	TDR 5702-06-PRX-12F POP-UP SPRAY HEAD	13.00 ft	2.35
15D	TDR 5702-06-PRX-15D POP-UP SPRAY HEAD	16.00 ft	1.04
15H	TDR 5702-06-PRX-15H POP-UP SPRAY HEAD	16.00 ft	1.30
15F	TDR 5702-06-PRX-15F POP-UP SPRAY HEAD	16.00 ft	2.02

NOTES:

1. THE IRRIGATION SYSTEM HEAD LAYOUT IS DESIGNED AND SHALL BE INSTALLED AND MAINTAINED TO MINIMIZE OVERSPRAY ONTO ROADWAYS. AFTER THE SYSTEM IS FLUSHED AND NOZZLED, THE ARCS SHALL BE SET TO MINIMIZE OVERSPRAY AND THE FLOW CONTROL/PRESSURE REGULATOR ON THE ZONE CONTROL VALVE SHALL BE ADJUSTED DOWN TO PREVENT ANY MISTING OR FOGGING, TO PREVENT DRIPLETS OF WATER TO MINIMIZE THE EFFECT OF THE WIND THEREBY LIMITING OVERSPRAY AND WATER WASTE. CONTROLLER PROGRAMMING SHALL BE SET SO AS NOT TO ALLOW THE IRRIGATION TO CREATE ANY RUN OFF WHICH COULD CREATE WATER ON THE ROAD.
2. THE DESIGNER CANNOT BE HELD RESPONSIBLE FOR ANY MATTER, ACT, OR EFFECT ARISING FROM OVERSPRAY, BROKEN PIPES, HEADS OR NOZZLES. IN THE EVENT OF A BREAK OR BROKEN OFF HEAD OR NOZZLE, THE COMPONENT SHALL BE REPAIRED/REPLACED/CAPPED, OR ZONE TURNED OFF FROM AUTOMATIC OPERATION AS SOON AS POSSIBLE.
3. THE DESIGNER DOES NOT WARRANT THAT ALL EXISTING UNDERGROUND UTILITIES ARE SHOWN OR, IF SHOWN, ARE PROPERLY LOCATED ON THE PLANS, AND ARE EITHER IN SERVICE OR ABANDONED. THE CONTRACTOR SHALL CALL "SUNSHINE STATE ONE CALL" AT (800) 432-4770 TO VERIFY UTILITY LOCATIONS AT LEAST 48 HOURS PRIOR TO DIGGING. THE CONTRACTOR SHALL BE RESPONSIBLE TO CONTACT/LOCATE OTHER UTILITIES NOT SUBSCRIBING TO "SUNSHINE STATE ONE CALL". ALSO CALL (561) 643-3429, PALM BEACH COUNTY UTILITIES OR APPLICABLE LOCAL UTILITY AGENCY TO VERIFY LOCATIONS AND DEPTHS OF UNDERGROUND UTILITIES.
4. THE CONTRACTOR SHALL BE RESPONSIBLE FOR COORDINATING WITH ALL UTILITY COMPANIES AND RELEVANT GOVERNMENT DEPARTMENTS AND ENSURING ALL UTILITIES LOCATED ABOVE, ON, OR BELOW THE SURFACE OF THE SITE ARE PROPERLY DISCOVERED, IDENTIFIED, VERIFIED, AND FIELD LABELED, AND ENSURING THOSE SAME UTILITIES ARE AT ALL TIMES SAFELY CONTROLLED AND PROTECTED BY REASONABLE MEANS.
5. THESE PLANS HAVE BEEN PREPARED IN ACCORDANCE WITH AND ARE GOVERNED BY THE PALM BEACH COUNTY STREETScape STANDARDS MANUAL, DATED AUGUST, 1999, AND SUPPLEMENTS. ALL ABOVE GROUND STRUCTURES SHOWN HEREIN ARE TO BE DESIGNED, INSTALLED AND MAINTAINED IN ACCORDANCE WITH THESE STANDARDS. THE CONTRACTOR SHALL REFER TO THESE STANDARDS FOR COMPLETE REQUIREMENTS.
6. CONTRACTOR SHALL ADHERE TO MINIMUM 6' CLEAR ZONE, MEASURED FROM CLOSEST OUTSIDE EDGE OF GUTTER, SUCH THAT ALL ABOVE GRADE EQUIPMENT INSTALLATIONS WILL BE OUTSIDE OF CLEAR ZONE.
7. LOCATE SPRINKLER HEADS 12" FROM BACK OF CURB. LOCATE IRRIGATION VALVE BOXES A MINIMUM 18" FROM BACK OF CURB.
8. ANY WORKERS, WORKED PERFORMED, EQUIPMENT, ECT. WITHIN THE TRAVEL WAY MUST HAVE A MAINTENANCE OF TRAFFIC PER F.B.D.T. INDEX IN PLACE PRIOR TO COMMENCING WORK.
9. ALL DAMAGED OCCURRED BY THE CONTRACTOR SHALL BE REPLACED PER PALM BEACH COUNTY AND/OR F.B.D.T. STANDARDS.



NOTE: RIGHT OF WAY NOT SHOWN. CONTRACTOR SHALL VERIFY RIGHT OF WAY LOCATION BEFORE COMMENCING WORK.

SOFT DIG AROUND CONFLICT AREA BEFORE COMMENCING WORK

SOFT DIG AROUND CONFLICT AREA BEFORE COMMENCING WORK

CALL 48 HOURS BEFORE YOU DIG

IT'S THE LAW!
1-800-432-4770

SUNSHINE STATE ONE CALL OF FLORIDA, INC.

VALVE NUMBER

VALVE SIZE - GALLONS PER MINUTE

PIPE SIZING LEGEND

PIPE SIZE	GPM
3/4"	0-10
1"	11-16
1-1/4"	17-28
1-1/2"	29-35
2"	36-55
2-1/2"	56-80
3"	81-130

FEB 08 2010

CHRISTOPHER L. SPAIN, C.I.E.

4251 NE Wayne Drive, Jensen Beach, Florida 34957
Phone (772) 344-1616 Fax (772) 334-1617

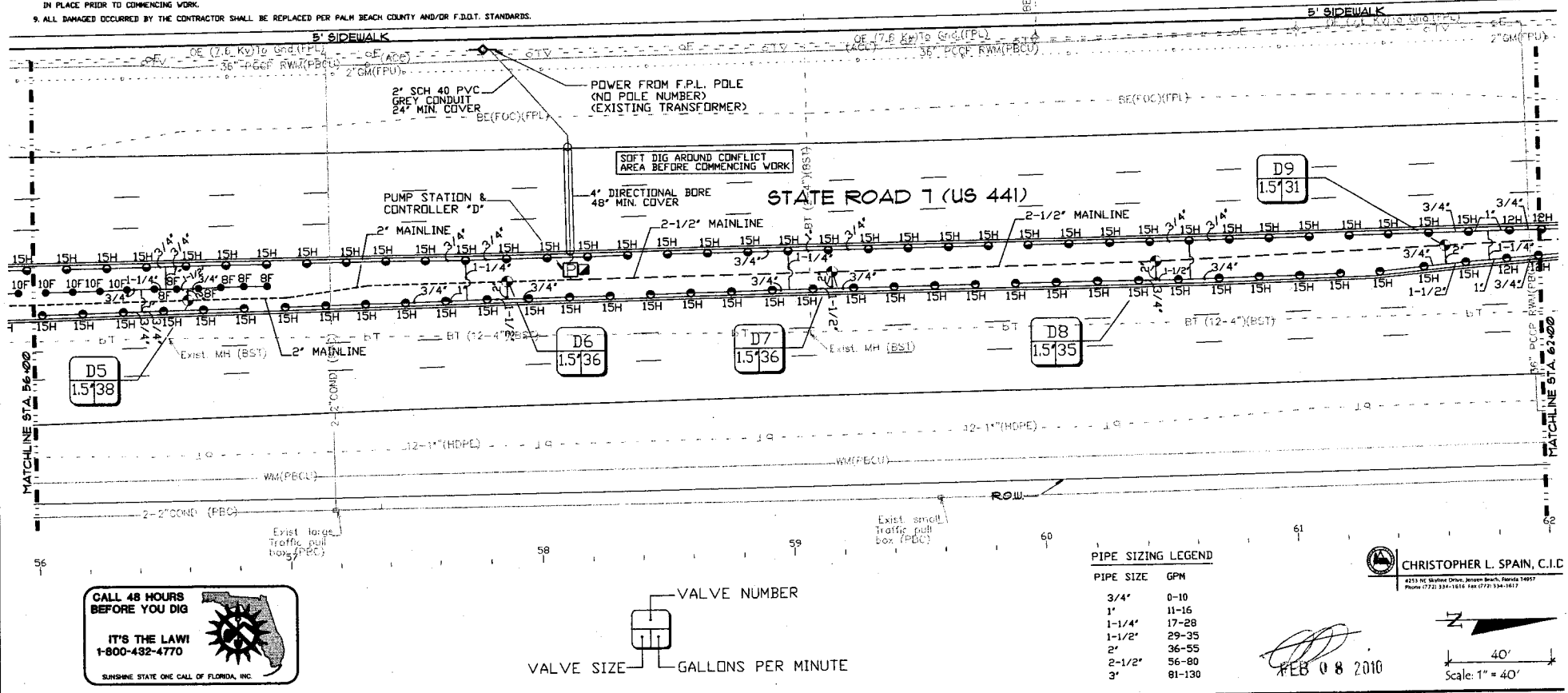
Scale: 1" = 40'

SPRINKLER KEY LEGEND

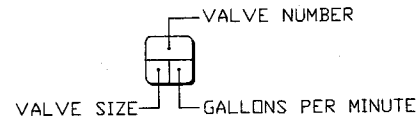
Symbol	Description	Radius	GPM
4-EST	TORD 5702-06-PRX-4EST POP-UP SPRAY HEAD	18 X 5 ft	53
4-SST	TORD 5702-06-PRX-4SST POP-UP SPRAY HEAD	32 X 4 ft	104
50	TORD 5702-06-PRX-50 POP-UP SPRAY HEAD	6.00 ft	12
5H	TORD 5702-06-PRX-5H POP-UP SPRAY HEAD	6.00 ft	23
80	TORD 5702-06-PRX-80 POP-UP SPRAY HEAD	9.00 ft	26
8H	TORD 5702-06-PRX-8H POP-UP SPRAY HEAD	9.00 ft	58
8F	TORD 5702-06-PRX-8F POP-UP SPRAY HEAD	9.00 ft	116
100	TORD 5702-06-PRX-100 POP-UP SPRAY HEAD	11.00 ft	50
10H	TORD 5702-06-PRX-10H POP-UP SPRAY HEAD	11.00 ft	85
10F	TORD 5702-06-PRX-10F POP-UP SPRAY HEAD	11.00 ft	161
120	TORD 5702-06-PRX-120 POP-UP SPRAY HEAD	13.00 ft	60
12H	TORD 5702-06-PRX-12H POP-UP SPRAY HEAD	13.00 ft	130
12F	TORD 5702-06-PRX-12F POP-UP SPRAY HEAD	13.00 ft	235
150	TORD 5702-06-PRX-150 POP-UP SPRAY HEAD	16.00 ft	104
15T	TORD 5702-06-PRX-15T POP-UP SPRAY HEAD	16.00 ft	130
15H	TORD 5702-06-PRX-15H POP-UP SPRAY HEAD	16.00 ft	202
15F	TORD 5702-06-PRX-15F POP-UP SPRAY HEAD	16.00 ft	420

- NOTES:
1. THE IRRIGATION SYSTEM HEAD LAYOUT IS DESIGNED AND SHALL BE INSTALLED AND MAINTAINED TO MINIMIZE OVERSPRAY INTO ROADWAYS. AFTER THE SYSTEM IS FLUSHED AND NOZZLED, THE ARCS SHALL BE SET TO MINIMIZE OVERSPRAY AND THE FLOW CONTROL/PRESSURE REGULATOR IN THE ZONE CONTROL VALVE SHALL BE ADJUSTED DOWN TO PREVENT ANY MISTING OR FOGGING, TO PRODUCE DRIPLETS OF WATER TO MINIMIZE THE EFFECT OF THE WIND THEREBY LIMITING OVERSPRAY AND WATER WASTE. CONTROLLER PROGRAMMING SHALL BE SET SO AS NOT TO ALLOW THE IRRIGATION TO CREATE ANY RUN OFF WHICH COULD CREATE WATER ON THE ROAD.
 2. THE DESIGNER CANNOT BE HELD RESPONSIBLE FOR ANY MATTER, ACT, OR EFFECT ARISING FROM OVERSPRAY, BROKEN PIPES, HEADS OR NOZZLES IN THE EVENT OF A BREAK OR BROKEN OFF HEAD OR NOZZLE, THE COMPONENT SHALL BE REPAIRED/REPLACED/CAPPED, OR ZONE TURNED OFF FROM AUTOMATIC OPERATION AS SOON AS POSSIBLE.
 3. THE DESIGNER DOES NOT WARRANT THAT ALL EXISTING UNDERGROUND UTILITIES ARE SHOWN OR, IF SHOWN, ARE PROPERLY LOCATED ON THE PLANS, AND ARE EITHER IN SERVICE OR ABANDONED. THE CONTRACTOR SHALL CALL "SUNSHINE STATE ONE CALL" AT (800) 432-4770 TO VERIFY UTILITY LOCATIONS AT LEAST 48 HOURS PRIOR TO DIGGING. THE CONTRACTOR SHALL BE RESPONSIBLE TO CONTACT/LOCATE OTHER UTILITIES NOT SUBSCRIBING TO "SUNSHINE STATE ONE CALL". ALSO CALL (561) 641-3429, PALM BEACH COUNTY UTILITIES OR APPLICABLE LOCAL UTILITY AGENCY TO VERIFY LOCATIONS AND DEPTHS OF UNDERGROUND UTILITIES.
 4. THE CONTRACTOR SHALL BE RESPONSIBLE FOR COORDINATING WITH ALL UTILITY COMPANIES AND RELEVANT GOVERNMENT DEPARTMENTS AND ENSURING ALL UTILITIES LOCATED ABOVE, ON, OR BELOW THE SURFACE OF THE SITE ARE PROPERLY DISCOVERED, IDENTIFIED, VERIFIED, AND FIELD LABELED, AND ENSURING THOSE SAME UTILITIES ARE AT ALL TIMES SAFELY CONTROLLED AND PROTECTED BY REASONABLE MEANS.
 5. THESE PLANS HAVE BEEN PREPARED IN ACCORDANCE WITH AND ARE GOVERNED BY THE PALM BEACH COUNTY STREETSCAPE STANDARDS MANUAL DATED AUGUST, 1999, AND SUPPLEMENTS. ALL ABOVE GROUND STRUCTURES SHOWN HEREIN ARE TO BE DESIGNED, INSTALLED AND MAINTAINED IN ACCORDANCE WITH THESE STANDARDS. THE CONTRACTOR SHALL REFER TO THESE STANDARDS FOR COMPLETE REQUIREMENTS.
 6. CONTRACTOR SHALL ADHERE TO MINIMUM 6' CLEAR ZONE, MEASURED FROM CLOSEST (OUTSIDE EDGE OF GUTTER), SUCH THAT ALL ABOVE GRADE EQUIPMENT INSTALLATIONS WILL BE OUTSIDE OF CLEAR ZONE.
 7. LOCATE SPRINKLER HEADS 12" FROM BACK OF CURB. LOCATE IRRIGATION VALVE BOXES A MINIMUM 18" FROM BACK OF CURB.
 8. ANY WORKERS, WORKED PERFORMED, EQUIPMENT, ECT. WITHIN THE TRAVEL WAY MUST HAVE A MAINTENANCE OF TRAFFIC PER F.D.O.T. INDEX IN PLACE PRIOR TO COMMENCING WORK.
 9. ALL DAMAGED OCCURRED BY THE CONTRACTOR SHALL BE REPLACED PER PALM BEACH COUNTY AND/OR F.D.O.T. STANDARDS.

NOTE:
RIGHT OF WAY NOT SHOWN.
CONTRACTOR SHALL VERIFY RIGHT OF WAY LOCATION BEFORE COMMENCING WORK.



CALL 48 HOURS BEFORE YOU DIG
IT'S THE LAW!
1-800-432-4770
SUNSHINE STATE ONE CALL OF FLORIDA, INC.



PIPE SIZING LEGEND

PIPE SIZE	GPM
3/4"	0-10
1"	11-16
1-1/4"	17-28
1-1/2"	29-35
2"	36-55
2-1/2"	56-80
3"	81-130

CHRISTOPHER L. SPAIN, C.I.D.
225 NE Glades Drive, Jensen Beach, Florida 34957
Phone: (772) 334-1814 Fax: (772) 334-1817

FEB 08 2010

Scale: 1" = 40'

DATE	BY	DESCRIPTION	DATE	BY	DESCRIPTION

Capitol Highway
O'Mahoney
P.L.L.C.

PALM BEACH COUNTY
ENGINEERING AND PLANNING SERVICES
STREETSCAPE ACTION
WEST PALM BEACH, FLORIDA

STATE ROAD 7

IRRIGATION PLAN
STA 56.00 THRU STA 62.00

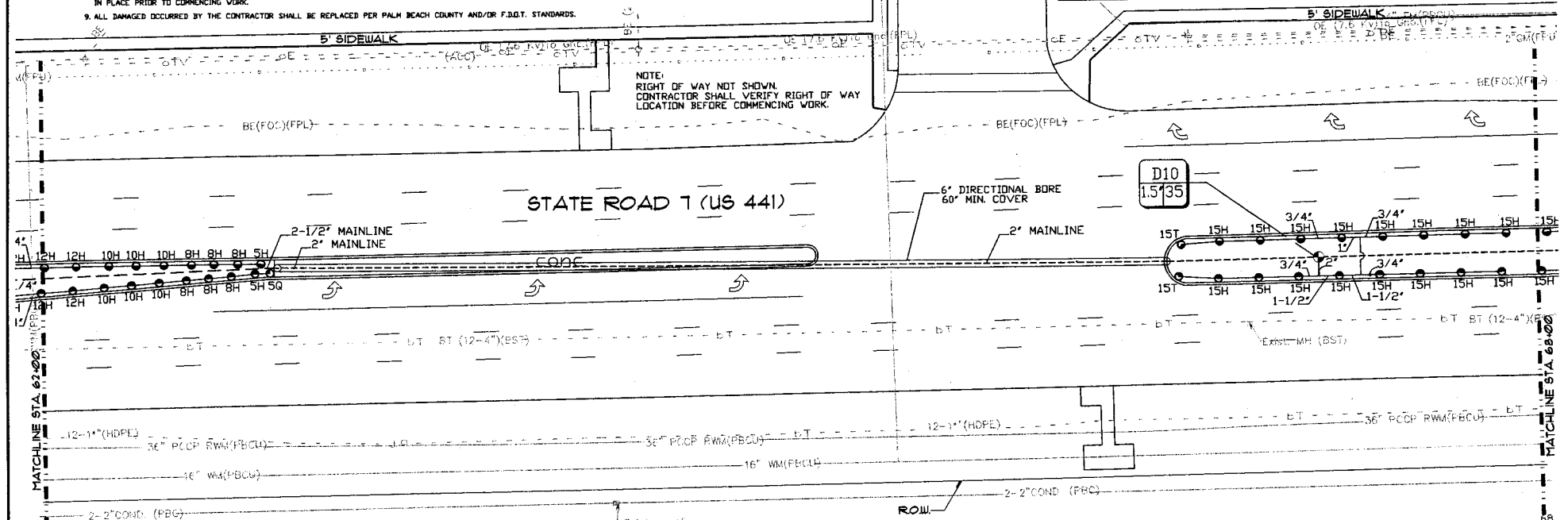
NOTES:

1. THE IRRIGATION SYSTEM HEAD LAYOUT IS DESIGNED AND SHALL BE INSTALLED AND MAINTAINED TO MINIMIZE OVERSPRAY ONTO ROADWAYS. AFTER THE SYSTEM IS FLUSHED AND NOZZLED, THE ARCS SHALL BE SET TO MINIMIZE OVERSPRAY AND THE FLOW CONTROL/PRESSURE REGULATOR ON THE ZONE CONTROL VALVE SHALL BE ADJUSTED DOWN TO PREVENT ANY MISTING OR FOGGING. TO PRODUCE DRIPLETS OF WATER TO MINIMIZE THE EFFECT OF THE WIND THEREBY LIMITING OVERSPRAY AND WATER WASTE. CONTROLLER PROGRAMMING SHALL BE SET SO AS NOT TO ALLOW THE IRRIGATION TO CREATE ANY RUN OFF WHICH COULD CREATE WATER ON THE ROAD.
2. THE DESIGNER CANNOT BE HELD RESPONSIBLE FOR ANY MATTER, ACT, OR EFFECT ARISING FROM OVERSPRAY, BROKEN PIPES, HEADS OR NOZZLES. IN THE EVENT OF A BREAK OR BROKEN OFF HEAD OR NOZZLE, THE COMPONENT SHALL BE REPAIRED/REPLACED/CAPPED, OR ZONE TURNED OFF FROM AUTOMATIC OPERATION AS SOON AS POSSIBLE.
3. THE DESIGNER DOES NOT WARRANT THAT ALL EXISTING UNDERGROUND UTILITIES ARE SHOWN OR, IF SHOWN, ARE PROPERLY LOCATED ON THE PLANS, AND ARE EITHER IN SERVICE OR ABANDONED. THE CONTRACTOR SHALL CALL 'SUNSHINE STATE ONE CALL' AT (800) 432-4770 TO VERIFY UTILITY LOCATIONS AT LEAST 48 HOURS PRIOR TO DIGGING. THE CONTRACTOR SHALL BE RESPONSIBLE TO CONTACT/LOCATE OTHER UTILITIES NOT SUBSCRIBING TO 'SUNSHINE STATE ONE CALL'. ALSO CALL (561) 641-3429, PALM BEACH COUNTY UTILITIES OR APPLICABLE LOCAL UTILITY AGENCY TO VERIFY LOCATIONS AND DEPTHS OF UNDERGROUND UTILITIES.
4. THE CONTRACTOR SHALL BE RESPONSIBLE FOR COORDINATING WITH ALL UTILITY COMPANIES AND RELEVANT GOVERNMENT DEPARTMENTS AND ENSURING ALL UTILITIES LOCATED ABOVE, ON, OR BELOW THE SURFACE OF THE SITE ARE PROPERLY DISCOVERED, IDENTIFIED, VERIFIED, AND FIELD LABELED, AND ENSURING THOSE SAME UTILITIES ARE AT ALL TIMES SAFELY CONTROLLED AND PROTECTED BY REASONABLE MEANS.
5. THESE PLANS HAVE BEEN PREPARED IN ACCORDANCE WITH AND ARE GOVERNED BY THE PALM BEACH COUNTY STREETCARE STANDARDS MANUAL DATED AUGUST, 1999, AND SUPPLEMENTS. ALL ABOVE GROUND STRUCTURES SHOWN HEREIN ARE TO BE DESIGNED, INSTALLED AND MAINTAINED IN ACCORDANCE WITH THESE STANDARDS. THE CONTRACTOR SHALL REFER TO THESE STANDARDS FOR COMPLETE REQUIREMENTS.
6. CONTRACTOR SHALL ADHERE TO MINIMUM 6' CLEAR ZONE, MEASURED FROM CLOSEST (OUTSIDE EDGE OF) GUTTER, SUCH THAT ALL ABOVE GRADE EQUIPMENT INSTALLATIONS WILL BE OUTSIDE OF CLEAR ZONE.
7. LOCATE SPRINKLER HEADS 12" FROM BACK OF CURB. LOCATE IRRIGATION VALVE BOXES A MINIMUM 18" FROM BACK OF CURB.
8. ANY WORKERS, WORKED PERFORMED, EQUIPMENT, ECT. WITHIN THE TRAVEL WAY MUST HAVE A MAINTENANCE OF TRAFFIC F.O.D.T. INDEX IN PLACE PRIOR TO COMMENCING WORK.
9. ALL DAMAGED OCCURRED BY THE CONTRACTOR SHALL BE REPLACED PER PALM BEACH COUNTY AND/OR F.O.D.T. STANDARDS.

ALLEGRO DRIVE

SPRINKLER KEY LEGEND

Symbol	Description	Radius	GPM
4-EST	TDRD 5702-06-PRX-4EST POP-UP SPRAY HEAD	18 X 5 ft	.53
4-SST	TDRD 5702-06-PRX-4SST POP-UP SPRAY HEAD	32 X 4 ft	1.04
50	TDRD 5702-06-PRX-50 POP-UP SPRAY HEAD	6.00 ft	.12
5H	TDRD 5702-06-PRX-5H POP-UP SPRAY HEAD	6.00 ft	.23
80	TDRD 5702-06-PRX-80 POP-UP SPRAY HEAD	9.00 ft	.26
8H	TDRD 5702-06-PRX-8H POP-UP SPRAY HEAD	9.00 ft	.58
8F	TDRD 5702-06-PRX-8F POP-UP SPRAY HEAD	9.00 ft	1.16
100	TDRD 5702-06-PRX-100 POP-UP SPRAY HEAD	11.00 ft	.50
10H	TDRD 5702-06-PRX-10H POP-UP SPRAY HEAD	11.00 ft	.85
10F	TDRD 5702-06-PRX-10F POP-UP SPRAY HEAD	11.00 ft	1.61
120	TDRD 5702-06-PRX-120 POP-UP SPRAY HEAD	13.00 ft	.60
12H	TDRD 5702-06-PRX-12H POP-UP SPRAY HEAD	13.00 ft	1.30
12F	TDRD 5702-06-PRX-12F POP-UP SPRAY HEAD	13.00 ft	2.35
150	TDRD 5702-06-PRX-150 POP-UP SPRAY HEAD	16.00 ft	1.04
15T	TDRD 5702-06-PRX-15T POP-UP SPRAY HEAD	16.00 ft	1.30
15H	TDRD 5702-06-PRX-15H POP-UP SPRAY HEAD	16.00 ft	2.02
15F	TDRD 5702-06-PRX-15F POP-UP SPRAY HEAD	16.00 ft	4.20



PIPE SIZING LEGEND

PIPE SIZE	GPM
3/4"	0-10
1"	11-16
1-1/4"	17-28
1-1/2"	29-35
2"	36-55
2-1/2"	56-80
3"	81-130

CHRISTOPHER L. SPAIN, C.I.D.
 4315 NE Shalimar Drive, Jensen Beach, Florida 34957
 Phone (772) 334-1816 Fax (772) 334-1817

CALL 48 HOURS BEFORE YOU DIG

IT'S THE LAW! +800-432-4770

SUNSHINE STATE ONE CALL OF FLORIDA, INC.

REVISIONS

DATE	BY	DESCRIPTION	DATE	BY	DESCRIPTION


Palmetto
 Holloway
 Engineering & Planning

10000 US Highway 1
 Palm Beach Gardens, FL 33418
 (561) 853-1100

PALM BEACH COUNTY
 ENGINEERING AND PUBLIC WORKS
 10000 US HIGHWAY 1
 WEST PALM BEACH, FLORIDA
 (561) 864-1100

STATE ROAD 7

IRRIGATION PLAN
 STA. 62+00 THRU STA. 68+00

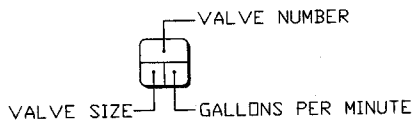
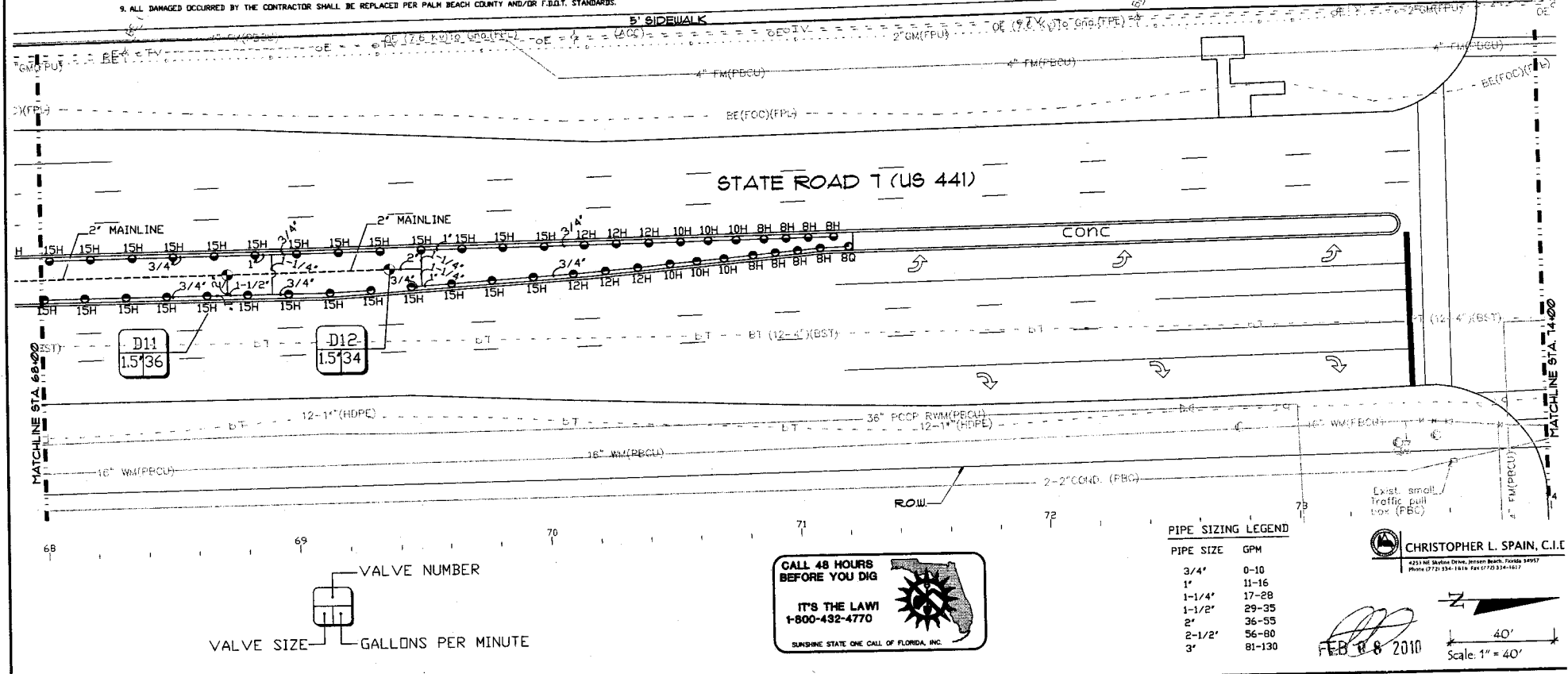


SPRINKLER KEY LEGEND

Symbol	Description	Radius	GPM
4-EST	TDR 5702-06-PRX-4EST POP-UP SPRAY HEAD	18 X 5 ft	.53
4-SST	TDR 5702-06-PRX-4SST POP-UP SPRAY HEAD	32 X 4 ft	1.04
50	TDR 5702-06-PRX-50 POP-UP SPRAY HEAD	6.00 ft	.12
5H	TDR 5702-06-PRX-5H POP-UP SPRAY HEAD	6.00 ft	.23
80	TDR 5702-06-PRX-80 POP-UP SPRAY HEAD	9.00 ft	.26
8H	TDR 5702-06-PRX-8H POP-UP SPRAY HEAD	9.00 ft	.58
8F	TDR 5702-06-PRX-8F POP-UP SPRAY HEAD	9.00 ft	1.16
100	TDR 5702-06-PRX-100 POP-UP SPRAY HEAD	11.00 ft	.50
10H	TDR 5702-06-PRX-10H POP-UP SPRAY HEAD	11.00 ft	.85
10F	TDR 5702-06-PRX-10F POP-UP SPRAY HEAD	11.00 ft	1.61
120	TDR 5702-06-PRX-120 POP-UP SPRAY HEAD	13.00 ft	.60
12H	TDR 5702-06-PRX-12H POP-UP SPRAY HEAD	13.00 ft	1.30
12F	TDR 5702-06-PRX-12F POP-UP SPRAY HEAD	13.00 ft	2.35
150	TDR 5702-06-PRX-150 POP-UP SPRAY HEAD	16.00 ft	1.04
15H	TDR 5702-06-PRX-15H POP-UP SPRAY HEAD	16.00 ft	1.30
15F	TDR 5702-06-PRX-15F POP-UP SPRAY HEAD	16.00 ft	2.02

- NOTES:
1. THE IRRIGATION SYSTEM HEAD LAYOUT IS DESIGNED AND SHALL BE INSTALLED AND MAINTAINED TO MINIMIZE OVERSPRAY INTO ROADWAYS. AFTER THE SYSTEM IS FLUSHED AND NOZZLED, THE ARCS SHALL BE SET TO MINIMIZE OVERSPRAY AND THE FLOW CONTROL/PRESSURE REGULATOR ON THE ZONE CONTROL VALVE SHALL BE ADJUSTED DOWN TO PREVENT ANY MISTING OR FOGGING, TO PRODUCE DROPLETS OF WATER TO MINIMIZE THE EFFECT OF THE WIND THEREBY LIMITING OVERSPRAY AND WATER WASTE. CONTROLLER PROGRAMMING SHALL BE SET SO AS NOT TO ALLOW THE IRRIGATION TO CREATE ANY RUN OFF WHICH COULD CREATE WATER ON THE ROAD.
 2. THE DESIGNER CANNOT BE HELD RESPONSIBLE FOR ANY MATTER, ACT, OR EFFECT ARISING FROM OVERSPRAY, BROKEN PIPES, HEADS OR NOZZLES. IN THE EVENT OF A BREAK OR BROKEN OFF HEAD OR NOZZLE, THE COMPONENT SHALL BE REPAIRED/REPLACED/CAPPED, OR ZONE TURNED OFF FROM AUTOMATIC OPERATION AS SOON AS POSSIBLE.
 3. THE DESIGNER DOES NOT WARRANT THAT ALL EXISTING UNDERGROUND UTILITIES ARE SHOWN OR, IF SHOWN, ARE PROPERLY LOCATED ON THE PLANS, AND ARE EITHER IN SERVICE OR ABANDONED. THE CONTRACTOR SHALL CALL "SUNSHINE STATE ONE CALL" AT (800) 432-4770 TO VERIFY UTILITY LOCATIONS AT LEAST 48 HOURS PRIOR TO DIGGING. THE CONTRACTOR SHALL BE RESPONSIBLE TO CONTACT/LOCATE OTHER UTILITIES NOT SUBSCRIBING TO "SUNSHINE STATE ONE CALL". ALSO CALL (561) 641-3429, PALM BEACH COUNTY UTILITIES OR APPLICABLE LOCAL UTILITY AGENCY TO VERIFY LOCATIONS AND DEPTHS OF UNDERGROUND UTILITIES.
 4. THE CONTRACTOR SHALL BE RESPONSIBLE FOR COORDINATING WITH ALL UTILITY COMPANIES AND RELEVANT GOVERNMENT DEPARTMENTS AND ENSURING ALL UTILITIES LOCATED ABOVE, ON, OR BELOW THE SURFACE OF THE SITE ARE PROPERLY DISCOVERED, IDENTIFIED, VERIFIED, AND FIELD LABELED; AND ENSURING THESE SAME UTILITIES ARE AT ALL TIMES SAFELY CONTROLLED AND PROTECTED BY REASONABLE MEANS.
 5. THESE PLANS HAVE BEEN PREPARED IN ACCORDANCE WITH AND ARE GOVERNED BY THE PALM BEACH COUNTY STREETSCAPE STANDARDS MAINTAINED DATED AUGUST, 1999, AND SUPPLEMENTS. ALL ABOVE GROUND STRUCTURES SHOWN HEREIN ARE TO BE DESIGNED, INSTALLED AND MAINTAINED IN ACCORDANCE WITH THESE STANDARDS. THE CONTRACTOR SHALL REFER TO THESE STANDARDS FOR COMPLETE REQUIREMENTS.
 6. CONTRACTOR SHALL ADHERE TO MINIMUM 6' CLEAR ZONE, MEASURED FROM CLOSEST OUTSIDE EDGE OF GUTTER, SUCH THAT ALL ABOVE GRADE EQUIPMENT INSTALLATIONS WILL BE OUTSIDE OF CLEAR ZONE.
 7. LOCATE SPRINKLER HEADS 12" FROM BACK OF CURB. LOCATE IRRIGATION VALVE BOXES A MINIMUM 18" FROM BACK OF CURB.
 8. ANY WORKERS, WORKED PERFORMED, EQUIPMENT, ECT. WITHIN THE TRAVEL WAY MUST HAVE A MAINTENANCE OF TRAFFIC PER F.D.O.T. INDEX IN PLACE PRIOR TO COMMENCING WORK.
 9. ALL DAMAGED OCCURRED BY THE CONTRACTOR SHALL BE REPLACED PER PALM BEACH COUNTY AND/OR F.D.O.T. STANDARDS.

NOTE:
RIGHT OF WAY NOT SHOWN.
CONTRACTOR SHALL VERIFY RIGHT OF WAY LOCATION BEFORE COMMENCING WORK.



CALL 48 HOURS BEFORE YOU DIG

IT'S THE LAW
1-800-432-4770

SUNSHINE STATE ONE CALL OF FLORIDA, INC.

PIPE SIZING LEGEND

PIPE SIZE	GPM
3/4"	0-10
1"	11-16
1-1/4"	17-28
1-1/2"	29-35
2"	36-55
2-1/2"	56-80
3"	81-130

CHRISTOPHER L. SPAIN, C.I.E.

4231 NE Sullivan Drive, Palm Beach, Florida 33417
Phone: 571-0136 Fax: 571-0136

FEB 18 2010

Scale: 1" = 40'

DATE	BY	DESCRIPTION	DATE	BY	DESCRIPTION

Castle Holloway O'Mahoney

PALM BEACH COUNTY ENGINEERING AND PUBLIC WORKS

STATE ROAD 7

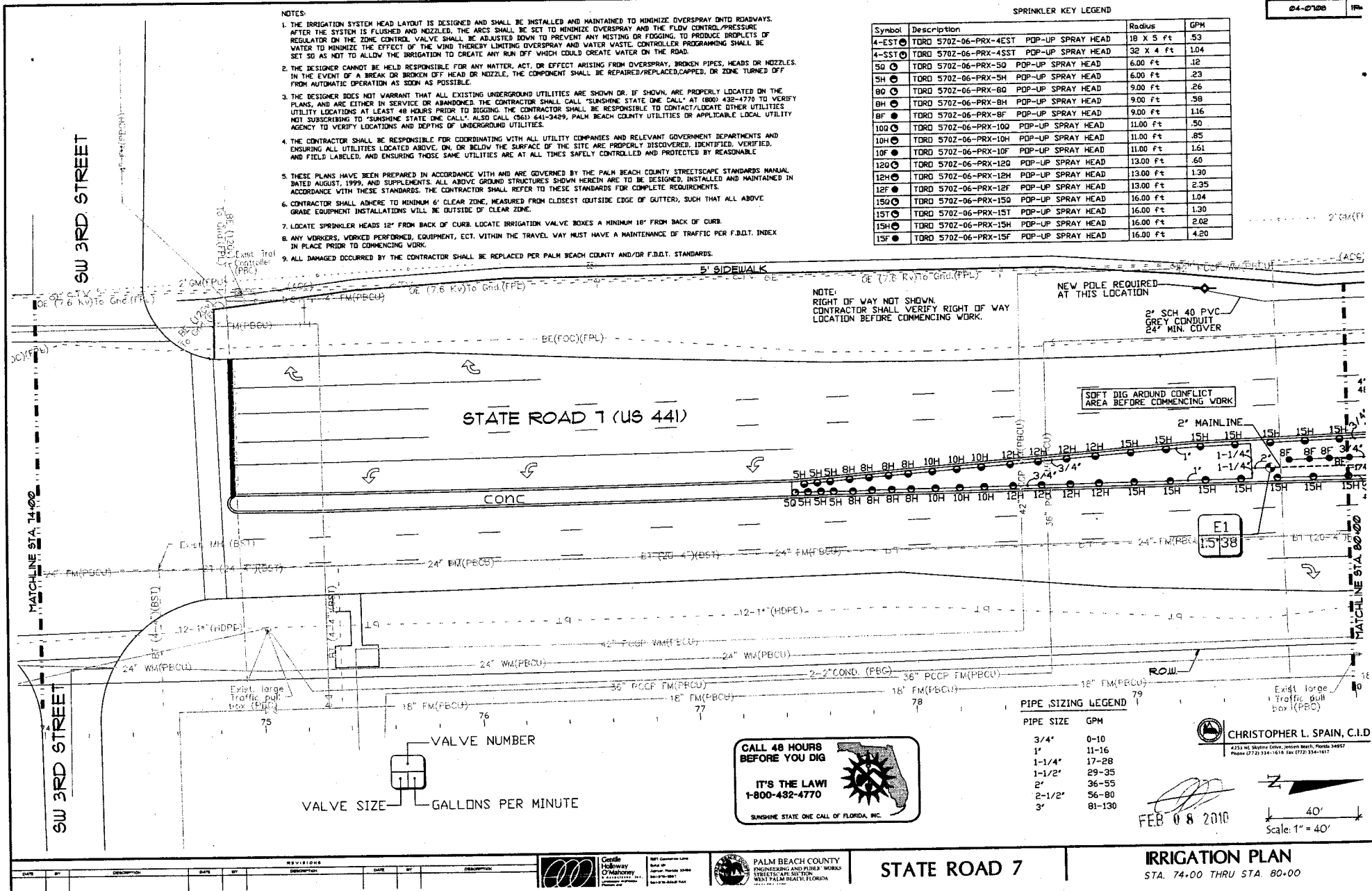
IRRIGATION PLAN
STA 68.00 THRU STA 74.00

SPRINKLER KEY LEGEND

Symbol	Description	Radius	GPM
4-EST	TDR 5702-06-PRX-4EST POP-UP SPRAY HEAD	18 X 5 ft	.53
4-SST	TDR 5702-06-PRX-4SST POP-UP SPRAY HEAD	32 X 4 ft	1.04
50	TDR 5702-06-PRX-50 POP-UP SPRAY HEAD	6.00 ft	.12
5H	TDR 5702-06-PRX-5H POP-UP SPRAY HEAD	6.00 ft	.23
80	TDR 5702-06-PRX-80 POP-UP SPRAY HEAD	9.00 ft	.26
8H	TDR 5702-06-PRX-8H POP-UP SPRAY HEAD	9.00 ft	.58
8F	TDR 5702-06-PRX-8F POP-UP SPRAY HEAD	9.00 ft	1.16
10Q	TDR 5702-06-PRX-10Q POP-UP SPRAY HEAD	11.00 ft	.50
10H	TDR 5702-06-PRX-10H POP-UP SPRAY HEAD	11.00 ft	.85
10F	TDR 5702-06-PRX-10F POP-UP SPRAY HEAD	11.00 ft	1.61
120	TDR 5702-06-PRX-120 POP-UP SPRAY HEAD	13.00 ft	.60
12H	TDR 5702-06-PRX-12H POP-UP SPRAY HEAD	13.00 ft	1.30
12F	TDR 5702-06-PRX-12F POP-UP SPRAY HEAD	13.00 ft	2.35
150	TDR 5702-06-PRX-150 POP-UP SPRAY HEAD	16.00 ft	1.04
15H	TDR 5702-06-PRX-15H POP-UP SPRAY HEAD	16.00 ft	1.30
15F	TDR 5702-06-PRX-15F POP-UP SPRAY HEAD	16.00 ft	2.02
15H	TDR 5702-06-PRX-15H POP-UP SPRAY HEAD	16.00 ft	4.20

NOTES:

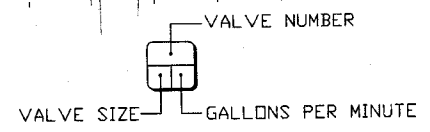
1. THE IRRIGATION SYSTEM HEAD LAYOUT IS DESIGNED AND SHALL BE INSTALLED AND MAINTAINED TO MINIMIZE OVERSPRAY ONTO ROADWAYS. AFTER THE SYSTEM IS FLUSHED AND NOZZLED, THE ARCS SHALL BE SET TO MINIMIZE OVERSPRAY AND THE FLOW CONTROL/PRESSURE REGULATOR ON THE ZONE CONTROL VALVE SHALL BE ADJUSTED DOWN TO PREVENT ANY MISTING OR FOGGING. TO PRODUCE DRIPLETS OF WATER TO MINIMIZE THE EFFECT OF THE WIND THEREBY LIMITING OVERSPRAY AND WATER WASTE. CONTROLLER PROGRAMMING SHALL BE SET SO AS NOT TO ALLOW THE IRRIGATION TO CREATE ANY RUN OFF WHICH COULD CREATE WATER ON THE ROAD.
2. THE DESIGNER CANNOT BE HELD RESPONSIBLE FOR ANY MATTER, ACT, OR EFFECT ARISING FROM OVERSPRAY, BROKEN PIPES, HEADS OR NOZZLES. IN THE EVENT OF A BREAK OR BROKEN OFF HEAD OR NOZZLE, THE COMPONENT SHALL BE REPAIRED/REPLACED/CAPPED, OR ZONE TURNED OFF FROM AUTOMATIC OPERATION AS SOON AS POSSIBLE.
3. THE DESIGNER DOES NOT WARRANT THAT ALL EXISTING UNDERGROUND UTILITIES ARE SHOWN OR, IF SHOWN, ARE PROPERLY LOCATED ON THE PLANS, AND ARE EITHER IN SERVICE OR ABANDONED. THE CONTRACTOR SHALL CALL "SUNSHINE STATE ONE CALL" AT (800) 432-4770 TO VERIFY UTILITY LOCATIONS AT LEAST 48 HOURS PRIOR TO DIGGING. THE CONTRACTOR SHALL BE RESPONSIBLE TO CONTACT/LOCATE OTHER UTILITIES NOT SUBSCRIBING TO "SUNSHINE STATE ONE CALL". ALSO CALL (561) 641-3429, PALM BEACH COUNTY UTILITIES OR APPLICABLE LOCAL UTILITY AGENCY TO VERIFY LOCATIONS AND DEPTHS OF UNDERGROUND UTILITIES.
4. THE CONTRACTOR SHALL BE RESPONSIBLE FOR COORDINATING WITH ALL UTILITY COMPANIES AND RELEVANT GOVERNMENT DEPARTMENTS AND ENSURING ALL UTILITIES LOCATED ABOVE, ON, OR BELOW THE SURFACE OF THE SITE ARE PROPERLY DISCOVERED, IDENTIFIED, VERIFIED, AND FIELD LABELED, AND ENSURING THOSE SAME UTILITIES ARE AT ALL TIMES SAFELY CONTROLLED AND PROTECTED BY REASONABLE MEANS.
5. THESE PLANS HAVE BEEN PREPARED IN ACCORDANCE WITH AND ARE GOVERNED BY THE PALM BEACH COUNTY STREETScape STANDARDS MANUAL DATED AUGUST, 1999, AND SUPPLEMENTS. ALL ABOVE GROUND STRUCTURES SHOWN HEREIN ARE TO BE DESIGNED, INSTALLED, AND MAINTAINED IN ACCORDANCE WITH THESE STANDARDS. THE CONTRACTOR SHALL REFER TO THESE STANDARDS FOR COMPLETE REQUIREMENTS.
6. CONTRACTOR SHALL ADHERE TO MINIMUM 6' CLEAR ZONE, MEASURED FROM CLOSEST (OUTSIDE EDGE OF) GUTTER, SUCH THAT ALL ABOVE GRADE EQUIPMENT INSTALLATIONS WILL BE OUTSIDE OF CLEAR ZONE.
7. LOCATE SPRINKLER HEADS 12" FROM BACK OF CURB. LOCATE IRRIGATION VALVE BOXES A MINIMUM 18" FROM BACK OF CURB.
8. ANY WORKERS, WORKED PERFORMED, EQUIPMENT, ECT. WITHIN THE TRAVEL WAY MUST HAVE A MAINTENANCE OF TRAFFIC PER F.B.D.T. INDEX IN PLACE PRIOR TO COMMENCING WORK.
9. ALL DAMAGED OCCURRED BY THE CONTRACTOR SHALL BE REPLACED PER PALM BEACH COUNTY AND/OR F.B.D.T. STANDARDS.



NOTE: RIGHT OF WAY NOT SHOWN. CONTRACTOR SHALL VERIFY RIGHT OF WAY LOCATION BEFORE COMMENCING WORK.

NEW POLE REQUIRED AT THIS LOCATION
2" SCH 40 PVC GREY CONDUIT 24" MIN. COVER

SOFT DIG AROUND CONFLICT AREA BEFORE COMMENCING WORK



CALL 48 HOURS BEFORE YOU DIG

IT'S THE LAW
1-800-432-4770

SUNSHINE STATE ONE CALL OF FLORIDA, INC.

PIPE SIZING LEGEND

PIPE SIZE	GPM
3/4"	0-10
1"	11-16
1-1/4"	17-28
1-1/2"	29-35
2"	36-55
2-1/2"	56-130
3"	81-130

CHRISTOPHER L. SPAIN, C.I.D.
2551 NE Shiloh Drive, Jensen Beach, Florida 34957
Phone: 561-336-1618 Fax: 561-336-1817

FEB 08 2010

Scale: 1" = 40'

REVISIONS

DATE	BY	DESCRIPTION	DATE	BY	DESCRIPTION

Circle Holloway O'Malley

PALM BEACH COUNTY
ENGINEERING AND PUBLIC WORKS
CIVIL ENGINEER
1000 W. PALM BEACH BLVD.
PALM BEACH, FLORIDA

STATE ROAD 7

IRRIGATION PLAN
STA. 74+00 THRU STA. 80+00

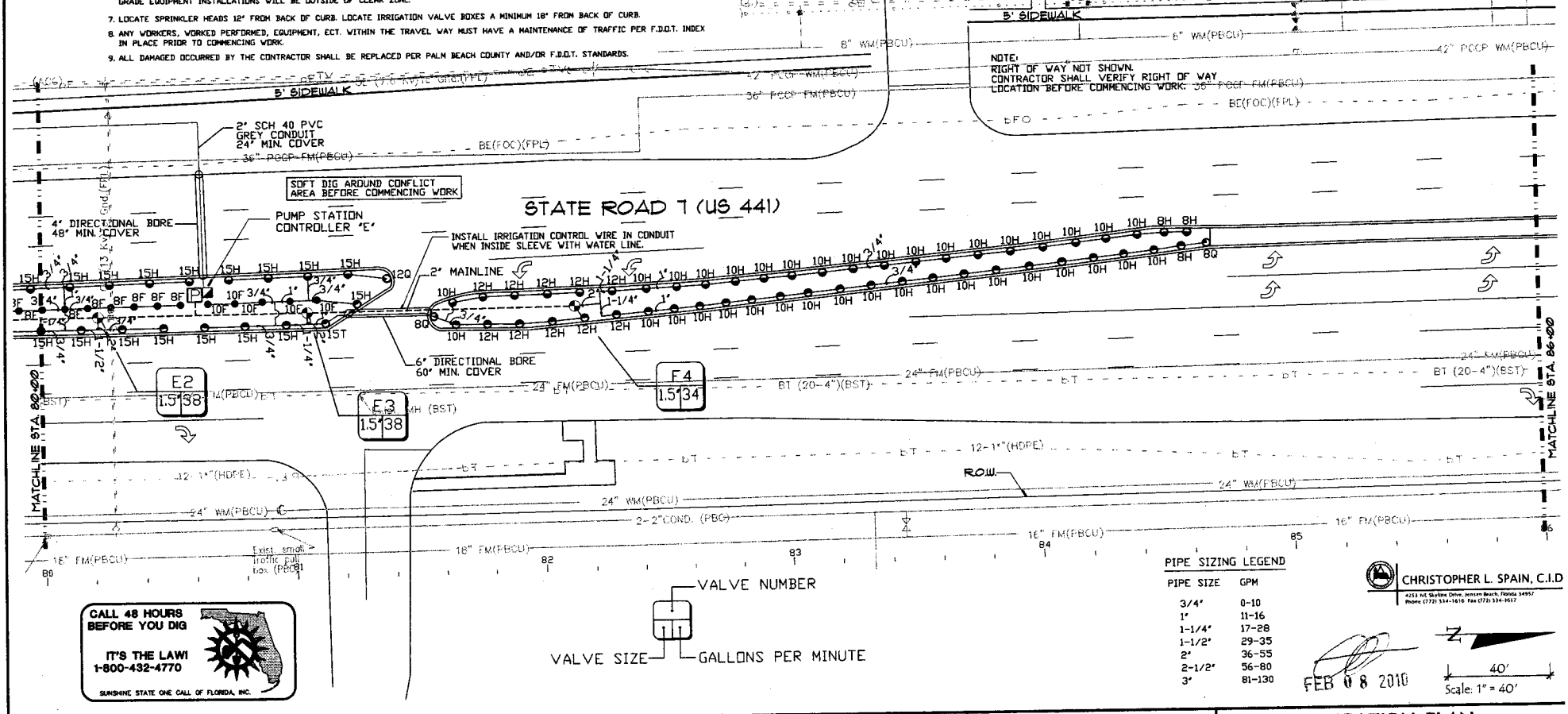
SPRINKLER KEY LEGEND

Symbol	Description	Radius	GPM
4-EST	TORO 5702-06-PRX-4EST POP-UP SPRAY HEAD	18 X 5 ft	.53
4-SST	TORO 5702-06-PRX-4SST POP-UP SPRAY HEAD	32 X 4 ft	1.04
50	TORO 5702-06-PRX-50 POP-UP SPRAY HEAD	6.00 ft	.12
5H	TORO 5702-06-PRX-5H POP-UP SPRAY HEAD	6.00 ft	.23
80	TORO 5702-06-PRX-80 POP-UP SPRAY HEAD	9.00 ft	.26
8H	TORO 5702-06-PRX-8H POP-UP SPRAY HEAD	9.00 ft	.58
8F	TORO 5702-06-PRX-8F POP-UP SPRAY HEAD	9.00 ft	1.16
100	TORO 5702-06-PRX-100 POP-UP SPRAY HEAD	11.00 ft	.50
10H	TORO 5702-06-PRX-10H POP-UP SPRAY HEAD	11.00 ft	.85
10F	TORO 5702-06-PRX-10F POP-UP SPRAY HEAD	11.00 ft	1.61
120	TORO 5702-06-PRX-120 POP-UP SPRAY HEAD	13.00 ft	.60
12H	TORO 5702-06-PRX-12H POP-UP SPRAY HEAD	13.00 ft	1.30
12F	TORO 5702-06-PRX-12F POP-UP SPRAY HEAD	13.00 ft	2.35
150	TORO 5702-06-PRX-150 POP-UP SPRAY HEAD	16.00 ft	1.04
15H	TORO 5702-06-PRX-15H POP-UP SPRAY HEAD	16.00 ft	1.30
15F	TORO 5702-06-PRX-15F POP-UP SPRAY HEAD	16.00 ft	2.02
15F	TORO 5702-06-PRX-15F POP-UP SPRAY HEAD	16.00 ft	4.20

PALMETTO PROFESSIONAL PARK

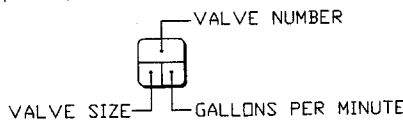
NOTES:

1. THE IRRIGATION SYSTEM HEAD LAYOUT IS DESIGNED AND SHALL BE INSTALLED AND MAINTAINED TO MINIMIZE OVERSPRAY ONTO ROADWAYS. AFTER THE SYSTEM IS FLUSHED AND NOZZLED, THE AEROS SHALL BE SET TO MINIMIZE OVERSPRAY AND THE FLOW CONTROL/PRESSURE REGULATOR ON THE ZONE CONTROL VALVE SHALL BE ADJUSTED DOWN TO PREVENT ANY MISTING OR FOGGING, TO PRODUCE DRIPLETS OF WATER TO MINIMIZE THE EFFECT OF THE WIND THEREBY LIMITING OVERSPRAY AND WATER WASTE. CONTROLLER PROGRAMMING SHALL BE SET SO AS NOT TO ALLOW THE IRRIGATION TO CREATE ANY RUN OFF WHICH COULD CREATE WATER ON THE ROAD.
2. THE DESIGNER CANNOT BE HELD RESPONSIBLE FOR ANY MATTER, ACT, OR EFFECT ARISING FROM OVERSPRAY, BROKEN PIPES, HEADS OR NOZZLES IN THE EVENT OF A BREAK OR BROKEN OFF HEAD OR NOZZLE, THE COMPONENT SHALL BE REPAIRED/REPLACED/CAPPED, OR ZONE TURNED OFF FROM AUTOMATIC OPERATION AS SOON AS POSSIBLE.
3. THE DESIGNER DOES NOT WARRANT THAT ALL EXISTING UNDERGROUND UTILITIES ARE SHOWN OR, IF SHOWN, ARE PROPERLY LOCATED ON THE PLANS, AND ARE EITHER IN SERVICE OR ABANDONED. THE CONTRACTOR SHALL CALL "SUNSHINE STATE ONE CALL" AT (800) 432-4770 TO VERIFY UTILITY LOCATIONS AT LEAST 48 HOURS PRIOR TO DIGGING. THE CONTRACTOR SHALL BE RESPONSIBLE TO CONTACT/LOCATE OTHER UTILITIES NOT SUBSCRIBING TO "SUNSHINE STATE ONE CALL". ALSO CALL (561) 641-3429, PALM BEACH COUNTY UTILITIES OR APPLICABLE LOCAL UTILITY AGENCY TO VERIFY LOCATIONS AND DEPTHS OF UNDERGROUND UTILITIES.
4. THE CONTRACTOR SHALL BE RESPONSIBLE FOR COORDINATING WITH ALL UTILITY COMPANIES AND RELEVANT GOVERNMENT DEPARTMENTS AND ENSURING ALL UTILITIES LOCATED ABOVE OR BELOW THE SURFACE OF THE SITE ARE PROPERLY DISCOVERED, IDENTIFIED, VERIFIED, AND FIELD LABELED, AND ENSURING THOSE SAME UTILITIES ARE AT ALL TIMES SAFELY CONTROLLED AND PROTECTED BY REASONABLE MEANS.
5. THESE PLANS HAVE BEEN PREPARED IN ACCORDANCE WITH AND ARE GOVERNED BY THE PALM BEACH COUNTY STREETScape STANDARDS MANUAL DATED AUGUST, 1999, AND SUPPLEMENTS. ALL ABOVE GROUND STRUCTURES SHOWN HEREIN ARE TO BE DESIGNED, INSTALLED AND MAINTAINED IN ACCORDANCE WITH THESE STANDARDS. THE CONTRACTOR SHALL REFER TO THESE STANDARDS FOR COMPLETE REQUIREMENTS.
6. CONTRACTOR SHALL ADHERE TO MINIMUM 6' CLEAR ZONE, MEASURED FROM CLOSEST (OUTSIDE EDGE OF GUTTER), SUCH THAT ALL ABOVE GRADE EQUIPMENT INSTALLATIONS WILL BE OUTSIDE OF CLEAR ZONE.
7. LOCATE SPRINKLER HEADS 12" FROM BACK OF CURB. LOCATE IRRIGATION VALVE BOXES A MINIMUM 18" FROM BACK OF CURB.
8. ANY WORKERS, WORKED PERFORMED, EQUIPMENT, ECT. WITHIN THE TRAVEL WAY MUST HAVE A MAINTENANCE OF TRAFFIC PER F.D.O.T. INDEX IN PLACE PRIOR TO COMMENCING WORK.
9. ALL DAMAGED OCCURRED BY THE CONTRACTOR SHALL BE REPLACED PER PALM BEACH COUNTY AND/OR F.D.O.T. STANDARDS.



NOTE:
RIGHT OF WAY NOT SHOWN.
CONTRACTOR SHALL VERIFY RIGHT OF WAY
LOCATION BEFORE COMMENCING WORK.

CALL 48 HOURS BEFORE YOU DIG
IT'S THE LAW!
1-800-432-4770
SUNSHINE STATE ONE CALL OF FLORIDA, INC.



PIPE SIZING LEGEND

PIPE SIZE	GPM
3/4"	0-10
1"	11-16
1-1/4"	17-28
1-1/2"	29-35
2"	36-55
2-1/2"	56-80
3"	81-130

FEB 08 2010
Scale: 1" = 40'

CHRISTOPHER L. SPAIN, C.I.D.
233 NE Sunshine Drive, Jensen Beach, Florida 34957
Phone (772) 334-1616 Fax (772) 334-1617

REVISIONS

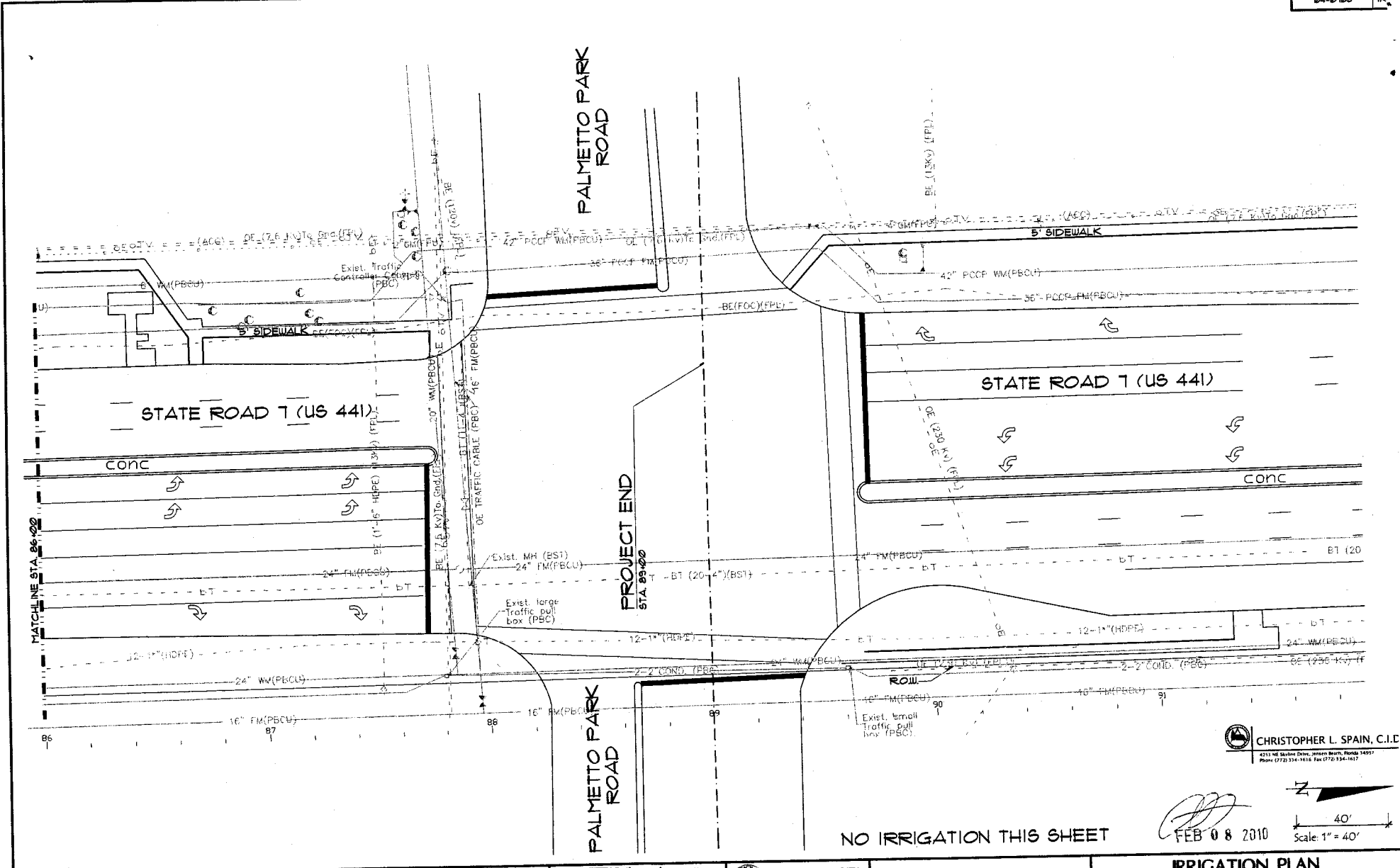
DATE	BY	DESCRIPTION	DATE	BY	DESCRIPTION



PALM BEACH COUNTY
ENGINEERING AND PUBLIC WORKS
STREET TO ALY BLVD FROM
WEST PALM BEACH, FLORIDA

STATE ROAD 7

IRRIGATION PLAN
STA. 80+00 THRU STA. 86+00



DATE	BY	DESCRIPTION	DATE	BY	DESCRIPTION

Gensler

 Highway

 O'Mahoney

 & Associates, Inc.

 1000 N. U.S. 1

 West Palm Beach, FL 33411

 Phone: (561) 833-1100

 Fax: (561) 833-1101

PALM BEACH COUNTY

 ENGINEERING AND PUBLIC WORKS

 STAFF: ANTHONY J. BROWN

 WEST PALM BEACH, FLORIDA

STATE ROAD 7

NO IRRIGATION THIS SHEET

 FEB 08 2010

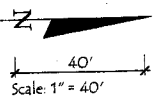
 IRRIGATION PLAN

 STA. 86+00 THRU STA. 89+00

CHRISTOPHER L. SPAIN, C.I.E.

 4735 NE Shiloh Drive, Jensen Beach, Florida 34957

 Phone: (772) 334-1816 Fax: (772) 334-1817



MATERIAL QUANTITY

Quantity	Symbol	Description	Radius
1	4-EST	TORD 570Z-06-PRX-4EST POP-UP SPRAY HEAD	18 X 5 ft
27	4-SST	TORD 570Z-06-PRX-4SST POP-UP SPRAY HEAD	32 X 4 ft
4	5Q	TORD 570Z-06-PRX-5Q POP-UP SPRAY HEAD	6.00 ft
26	5H	TORD 570Z-06-PRX-5H POP-UP SPRAY HEAD	6.00 ft
6	8Q	TORD 570Z-06-PRX-8Q POP-UP SPRAY HEAD	9.00 ft
86	8H	TORD 570Z-06-PRX-8H POP-UP SPRAY HEAD	9.00 ft
24	8F	TORD 570Z-06-PRX-8F POP-UP SPRAY HEAD	9.00 ft
1	10Q	TORD 570Z-06-PRX-10Q POP-UP SPRAY HEAD	11.00 ft
103	10H	TORD 570Z-06-PRX-10H POP-UP SPRAY HEAD	11.00 ft
28	10F	TORD 570Z-06-PRX-10F POP-UP SPRAY HEAD	11.00 ft
3	12Q	TORD 570Z-06-PRX-12Q POP-UP SPRAY HEAD	13.00 ft
142	12H	TORD 570Z-06-PRX-12H POP-UP SPRAY HEAD	13.00 ft
6	12F	TORD 570Z-06-PRX-12F POP-UP SPRAY HEAD	13.00 ft
4	15Q	TORD 570Z-06-PRX-15Q POP-UP SPRAY HEAD	16.00 ft
3	15T	TORD 570Z-06-PRX-15T POP-UP SPRAY HEAD	16.00 ft
297	15H	TORD 570Z-06-PRX-15H POP-UP SPRAY HEAD	16.00 ft
5	15F	TORD 570Z-06-PRX-15F POP-UP SPRAY HEAD	16.00 ft

Quantity	Symbol	Description	Size
2469 ft	-----	Schedule 40 PVC w/schedule 80 fittings, line guard metallic tape	2"
1157 ft	---	Class 200 PVC w/ductile iron fittings, line guard metallic tape	2-1/2"

Quantity	Symbol	Description	Size
1173 ft	-----	Schedule 40 PVC Pipe	2"
680 ft	-----	Schedule 40 PVC Pipe	1-1/4"
8138 ft	-----	Schedule 40 PVC Pipe	3/4"
1720 ft	-----	Schedule 40 PVC Pipe	1"
305 ft	-----	Schedule 40 PVC Pipe	1-1/2"

Quantity	Symbol	Description	Size
660 ft	-----	Directional Bore Pipe - HDPE	6"
330 ft	-----	Directional Bore Pipe - HDPE	4"

Quantity	Symbol	Description	Size
20 ft	-----	Schedule 40 PVC Pipe	4"

Quantity	Symbol	Description	Size
1140 ft	-----	Schedule 40 PVC Grey Pipe	2"

Quantity	Symbol	Description	Size
5	[Symbol]	Pump Station / Controller See Detail	3 H.P.

Quantity	Symbol	Description	Size
30	[Symbol]	Innitrol 100 Series w/ Pressure Regulator & 12" Valve Box	1-1/2"

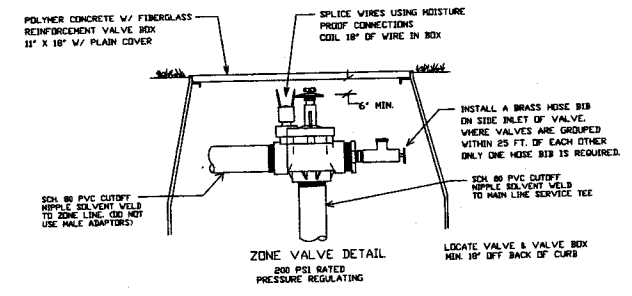
Quantity	Symbol	Description	Size
3480 ft	-----	UF direct burial wire (Ground)	AWG 12
12860 ft	-----	UF direct burial wire (Control)	AWG 14

NOTE: QUANTITIES GIVEN ARE FOR CONTRACTORS CONVENIENCE ONLY. THE ACCURACY IS NOT GUARANTEED. IT IS RECOMMENDED THAT ONE VERIFY ALL QUANTITIES.

DATE	BY	DESCRIPTION	DATE	BY	DESCRIPTION

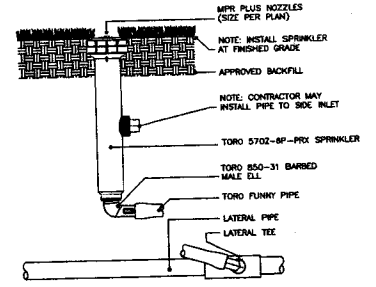
NOTES:

- PIPING:
 MAIN LINES: 2 INCH SCHEDULE 40 PVC W/ METALLIC MARKER TAPE 6" BELOW FINISHED GRADE.
 MAIN LINES: 2-1/2 INCH CLASS 200 PVC D-RING W/ METALLIC MARKER TAPE 6" BELOW FINISHED GRADE.
 ZONE LINES: PVC, 1/2" IS NOT USED, 3/4" & GREATER USE SCH. 40 PVC
 DIRECTIONAL BORING: BORING SHALL BE DONE IN ACCORDANCE WITH PALM BEACH COUNTY AND F.D.D.T. SPECIFICATIONS. PROVIDE OWNER WITH ALL BORE LOGS, DIRECTIONAL BORE "AS-BUILT'S", UTILITY CROSSING EQUATIONS AND F.D.D.T UTILITY CROSSING PERMITS THAT ARE REQUIRED.
 ALL SLEEVES UNDER VEHICULAR USE PAVEMENT SHALL BE SCH 80 WITH 36" MINIMUM COVER.
 ALL SLEEVES UNDER WALKWAYS SHALL BE SCH 40 WITH 24" MINIMUM COVER.
 FITTINGS: 2-1/2" OR LARGER MAIN LINES: DUCTILE IRON FITTINGS, 2" OR SMALLER MAIN LINES: SCHEDULE 80 PVC, ZONE LINES: SCH. 40 PVC.
 FABRICATION SQUARE CUT, CLEAN ALL JOINTS. USE CLEANER ON ALL LATERALS. USE GRAY PVC CEMENT. FULLY ENGAGE ALL JOINTS.
 ALL FABRICATION SHALL BE TO MANUFACTURERS SPECS.
 ALLOW ALL MAIN LINES TO CURE FOR 24 HOURS BEFORE PRESSURING.
 ALL PIPE, FITTINGS, AND SOLVENTS TO CONFORM TO LATEST ASTM SPECS.
- DEPTH OF LINES: MAIN LINE AND WIRING = 24" DEEP, MIN.
 RUN LINE GUARD METALLIC TAPE 6" BELOW FINISHED GRADE.
 SLEEVING UNDER PAVEMENT = 36" DEEP MIN.
 ZONE LINES = 18" DEEP MIN. FOR ALL ZONE LINES
- CONTROL WIRES: AVG 14 FOR ALL HOT WIRES AND AWG 12 FOR COMMON.
 SOLID COPPER TYPE UF UL LISTED FOR DIRECT BURIAL.
 RUN UNDER MAINLINE, TAPED EVERY 10'.
 ALL SPLICES SHALL BE MOISTURE PROOF USING DBY OR EQUAL TYPE CONNECTORS.
 RUN 2 SPARES FROM CONTROLLER IN EACH DIRECTION ALL AROUND MAIN IN ADDITION TO ANY SPARES AT STUBOUTS SHOWN, COMMON TO BE WHITE, SPARES BLACK, HOT WIRES COLOR CODED.
- PRESSURE TEST MAIN LINES AT 100 PSI FOR 24 HOURS WITH A MAXIMUM ALLOWABLE LOSS OF 5 PSI. IF SYSTEM FAILS TEST, REPAIR & RETEST. TEST TO BE CONDUCTED IN PRESENCE OF PALM BEACH COUNTY REPRESENTATIVE.
- BACKFILL ALL TRENCHES FREE OF DEBRIS, COMPACT TO ORIGINAL DENSITY, FLUSH ALL LINES, USE SCREENS IN ALL HEADS, ADJUST HEADS FOR PROPER COVERAGE AVOIDING EXCESS WATER ON WALLS, WALKS, PAVING, ETC.
- ALL DETAILS ARE GRAPHICALLY SHOWN ONLY. ALL QUANTITIES SHALL BE VERIFIED BY CONTRACTOR PRIOR TO INSTALLATION. THIS SHALL BE THE CONTRACTORS RESPONSIBILITY TO ASSURE COMPLETE OVERLAPPING COVERAGE. ANY DISCREPANCIES SHALL BE REPORTED TO THE OWNER AND LANDSCAPE ARCHITECT BEFORE PROCEEDING. CODES AND LOCAL REGULATIONS SHALL TAKE PRECEDENCE OVER THESE PLANS. THE LANDSCAPE ARCHITECT/DESIGNER RESERVES THE RIGHT TO MAKE MINOR FIELD CHANGES. THE CONTRACTOR MAY FIELD ADJUST SPRAY NOZZLE SELECTION TO PROVIDE PROPER COVERAGE.
- PROVIDE OWNER WITH AN ACCURATE "AS INSTALLED" PLAN AT COMPLETION SHOWING MAIN LINES, WIRING, VALVES, CROSSINGS, ETC. USING DIMENSIONS FROM FIXED DATUMS.
- CONTRACTOR SHALL VERIFY ALL UNDERGROUND UTILITIES PRIOR TO COMMENCEMENT OF WORK.
- IF EXISTING SIDEWALK IS REMOVED OR DAMAGED IN BORING OR CONSTRUCTION, IT SHALL BE REPLACED TO PALM BEACH COUNTY AND F.D.D.T. SPECIFICATIONS.
- CONTRACTOR SHALL REFER TO THE ANNUAL ROADWAY LANDSCAPING CONTRACT SPECIFICATIONS AS THE GOVERNING SPECIFICATIONS.



UTILITY CONTACT LIST

ORGANIZATION	CONTACT PERSON	TELEPHONE NUMBER
FPL	VINCE NOCERA	561-742-2003
FPL FIBERNET	NOEL REESE	305-552-3249
PBC TRAFFIC DIVISION	ROD FRIEDEL	561-346-1302
PBC TRAFFIC DIVISION	SCOTT PHILBROCK	561-233-3900
FLORIDA PUBLIC UTILITIES	BURLY SMITH	561-838-1773



FIXED-SPRAY SPRINKLER TORD 570Z-6P-PRX

SCALE: NOT TO SCALE

FEB 08 2010

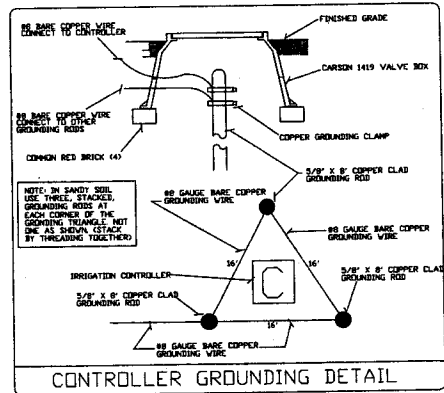
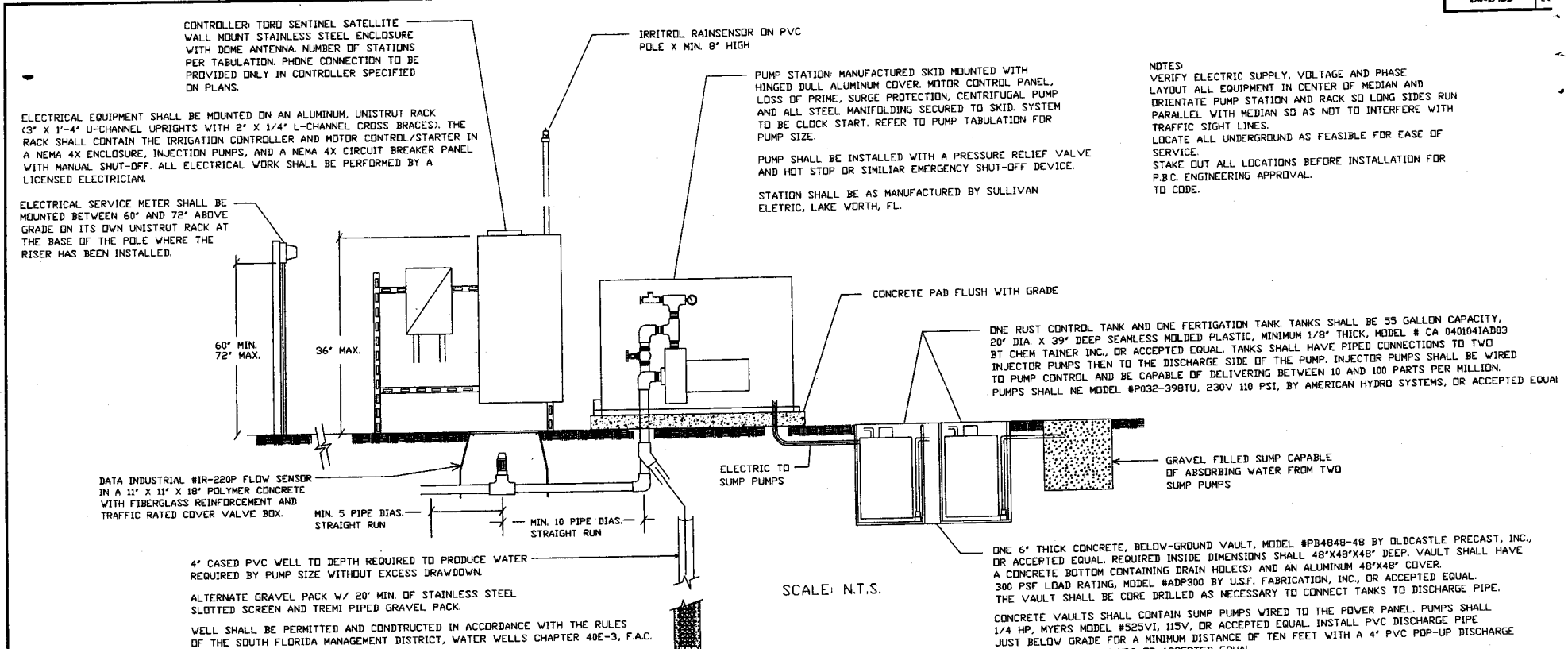
CHRISTOPHER L. SPAIN, C.I.E.
 4255 NE SERVICE DRIVE, BOCA RATON, FLORIDA 33497
 PHONE (561) 344-1515 FAX (561) 22-8346107

Gertie Highway Construction
 11111 S.W. 11th St., Suite 100, Boca Raton, FL 33434
 (561) 992-1111

PALM BEACH COUNTY
 ENGINEERING AND PUBLIC WORKS
 1000 S.W. 10th St., Suite 100, West Palm Beach, Florida 33411
 (561) 664-1100

STATE ROAD 7

IRRIGATION DETAILS



PUMP STATION TABULATION

SYSTEM	PUMP		BASE WELL DEPTH #	WELL TYPE	CONTROLLER	PHONE CONNECTION
	SIZE	PERFORMANCE				
A	3 HP.	115 TDH @ 50 GPM	100'	OPEN END	12 STATION	#
B	3 HP.	115 TDH @ 50 GPM	100'	OPEN END	12 STATION	#
C	3 HP.	115 TDH @ 50 GPM	100'	OPEN END	12 STATION	#
D	3 HP.	115 TDH @ 50 GPM	100'	OPEN END	12 STATION	#
E	3 HP.	115 TDH @ 50 GPM	100'	OPEN END	12 STATION	#

1. PHONE CONNECTION LOCATION TO BE DETERMINED BY PALM BEACH COUNTY

- NOTES**
- CONTRACTOR SHALL CONTACT FPL PRIOR TO IRRIGATION INSTALLATION TO COORDINATE ELECTRICAL SUPPLY AND SERVICE LOCATIONS FOR PUMP STATIONS.
 - FPL WILL REQUIRE WRITTEN AUTHORIZATION PRIOR TO ENERGIZING ELECTRIC SERVICE.
 - ELECTRICAL INSPECTION SHALL BE REQUIRED.
 - FINAL LOCATION OF PUMP STATION AND WELL SHALL BE DETERMINED BY THE PROJECT ENGINEER.
 - ALL PUMP STATIONS SHALL MEET MINIMUM CLEAR ZONE AND LIMIT OF CLEAR SIGHT REQUIREMENTS.

REVISIONS		DATE		BY		DESCRIPTION	

Gentle Holloway O'Malley & Associates
1000 S. PALM BEACH BLVD.
WEST PALM BEACH, FLORIDA 33411
TEL: 561-833-1000
FAX: 561-833-1001
WWW.GHOLLWAY.COM

PALM BEACH COUNTY
ENGINEERING AND PUBLIC WORKS
STREET AND SEWER
WEST PALM BEACH, FLORIDA
(561) 864-4300

STATE ROAD 7

IRRIGATION DETAILS

[Signature]
FEB 08 2010
CHRISTOPHER L. SPAIN, C.I.E.
423 NE BURNING OAK DRIVE, WEST PALM BEACH, FLORIDA 33411
PHONE (561) 833-1016 FAX (561) 833-1017

EXHIBIT C

FEDERAL AND/OR STATE FUNDED CONTRACTS

The administration of resources awarded by the Department to **PALM BEACH COUNTY** may be subject to audits and/or monitoring by the Department, as described in this section.

MONITORING

In addition to reviews of audits conducted in accordance with OMB Circular A-133 and Section 215.97, F.S., as revised (see "AUDITS" below), monitoring procedures may include, but not be limited to, on-site visits by Department staff, limited scope audits as defined by OMB Circular A-133, as revised, and/or other procedures. By entering into this agreement, the recipient agrees to comply and cooperate fully with any monitoring procedures/processes deemed appropriate by the Department. In the event the Department determines that a limited scope audit of the recipient is appropriate, the recipient agrees to comply with any additional instructions provided by the Department staff to **PALM BEACH COUNTY** regarding such audit. **PALM BEACH COUNTY** further agrees to comply and cooperate with inspections, review, investigations, or audits deemed necessary by the FDOT's Office of Inspector General (OIG) and Florida's Chief Financial Officer (CFO) or Auditor General.

AUDITS

PART I: FEDERALLY FUNDED

Recipients of federal funds (i.e. state, local government, or non-profit organizations as defined in OMB Circular A-133, as revised) are to have audits done annually using the following criteria:

1. In the event that the recipient expends \$500,000 or more in Federal awards in its fiscal year, the recipient must have a single or program-specific audit conducted in accordance with the provisions of OMB Circular A-133, as revised. This agreement indicates Federal resources awarded through the Department by this agreement. In determining the Federal awards expended in its fiscal year, the recipient shall consider all sources of Federal awards, including Federal resources received from the Department. The determination of amounts of Federal awards expended should be in accordance with the guidelines established by OMB Circular A-133, as revised. An audit of the recipient conducted by the Auditor General in accordance with the provisions OMB Circular A-133, as revised, will meet the requirements of this part.
2. In connection with the audit requirements addressed in Part I, paragraph 1., the recipient shall fulfill the requirements relative to auditee responsibilities as provided in Subpart C of OMB Circular A-133, as revised.
3. If the recipient expends less than \$500,000 in Federal awards in its fiscal year, an audit conducted in accordance with the provisions of OMB Circular A-133, as revised, is not required. However, if the recipient elects to have an audit conducted in accordance with the provisions of OMB Circular A-133, as revised, the cost of the audit must be paid from non-Federal resources (i.e., the cost of such an audit must be paid from recipient resources obtained from other than Federal entities).

4. Federal awards are to be identified using the Catalog of Federal Domestic Assistance (CFDA) title and number, award number and year, and name of the awarding federal agency.

PART II: STATE FUNDED

Recipients of state funds (i.e. a nonstate entity as defined by Section 215.97(2)(l), Florida Statutes) are to have audits done annually using the following criteria:

1. In the event that the recipient expends a total amount of state financial assistance equal to or in excess of \$500,000 in any fiscal year, the recipient must have a State single or project-specific audit for such fiscal year in accordance with Section 215.97, Florida Statutes; applicable rules of the Department of Financial Services and the CFO; and Chapters 10.550 (local governmental entities) or 10.650 (nonprofit and for-profit organizations), Rules of the Auditor General. This agreement indicates state financial assistance awarded through the Department by this agreement. In determining the state financial assistance expended in its fiscal year, the recipient shall consider all sources of state financial assistance, including state financial assistance received from the Department, other state agencies, and other nonstate entities. State financial assistance does not include Federal direct or pass-through awards and resources received by a nonstate entity for Federal program matching requirements.
2. In connection with the audit requirements addressed in Part II, paragraph 1, the recipient shall ensure that the audit complies with the requirements of Section 215.97(7), Florida Statutes. This includes submission of a financial reporting package as defined by Section 215.97(2)(d), Florida Statutes, and Chapters 10.550 (local governmental entities) or 10.650 (nonprofit and for-profit organizations), Rules of the Auditor General.
3. If the recipient expends less than \$500,000 in state financial assistance in its fiscal year, an audit conducted in accordance with the provisions of Section 215.97, Florida Statutes, is not required. However, if the recipient elects to have an audit conducted in accordance with the provisions of Section 215.97, Florida Statutes, the cost of the audit must be paid from the nonstate entity's resources (i.e., the cost of such an audit must be paid from the recipient's resources obtained from other than State entities).
4. State awards are to be identified using the Catalog of State Financial Assistance (CSFA) title and number, award number and year, and name of the state agency awarding it.

PART III: OTHER AUDIT REQUIREMENTS

The recipient shall follow up and take corrective action on audit findings. Preparation of a summary schedule of prior year audit findings, including corrective action and current status of the audit findings is required. Current year audit findings require corrective action and status of findings.

Records related to unresolved audit findings, appeals, or litigation shall be retained until the action is completed or the dispute is resolved. Access to project records and audit work papers shall be given to the FDOT, the Department of Financial Services, and the Auditor General. This section does not limit the authority of the Department to conduct or arrange for the conduct of additional audits or evaluations of state financial assistance or limit the authority of any other state official.

PART IV: REPORT SUBMISSION

1. Copies of reporting packages for audits conducted in accordance with OMB Circular A-133, as revised, and required by PART I of this agreement shall be submitted, when required by Section .320 (d), OMB Circular A-133, as revised, by or on behalf of the recipient directly to each of the following:

- A. The Department at the following address:

**Florida Department of Transportation
3400 W. Commercial Blvd.
Ft. Lauderdale, FL 33309
Karen Maxon, District Single Audit Liaison**

- B. The Federal Audit Clearinghouse designated in OMB Circular A-133, as revised (the number of copies required by Sections .320 (d)(1) and (2), OMB Circular A-133, as revised, should be submitted to the Federal Audit Clearinghouse), at the following address:

**Federal Audit Clearinghouse
Bureau of the Census
1201 East 10th Street
Jeffersonville, IN 47132**

- C. Other Federal agencies and pass-through entities in accordance with Sections .320 (e) and (f), OMB Circular A-133, as revised.

2. In the event that a copy of the reporting package for an audit required by PART I of this agreement and conducted in accordance with OMB Circular A-133, as revised, is not required to be submitted to the Department for reasons pursuant to Section .320 (e)(2), OMB Circular A-133, as revised, the recipient shall submit the required written notification pursuant to Section .320 (e)(2) and a copy of the recipient's audited schedule of expenditures of Federal awards directly to the following:

**Florida Department of Transportation
3400 W. Commercial Blvd.
Ft. Lauderdale, FL 33309
Karen Maxon, District Single Audit Liaison**

In addition, pursuant to Section .320 (f), OMB Circular A-133, as revised, the recipient shall submit a copy of the reporting package described in Section .320 (c), OMB Circular A-133, as revised, and any management letters issued by the auditor, to the Department at the following address:

**Florida Department of Transportation
3400 W. Commercial Blvd.
Ft. Lauderdale, FL 33309
Karen Maxon, District Single Audit Liaison**

3. Copies of financial reporting packages required by PART II of this agreement shall be submitted by or on behalf of the recipient directly to each of the following:
 - A. The Department at the following address:

**Florida Department of Transportation
3400 W. Commercial Blvd.
Ft. Lauderdale, FL 33309
Karen Maxon, District Single Audit Liaison**
 - B. The Auditor General's Office at the following address:

**Auditor General's Office
Room 401, Pepper Building
111 West Madison Street
Tallahassee, Florida 32399-1450**
4. Copies of reports or the management letter required by PART III of this agreement shall be submitted by or on behalf of the recipient directly to:
 - A. The Department at the following address:

**Florida Department of Transportation
3400 W. Commercial Blvd.
Ft. Lauderdale, FL 33309
Karen Maxon, District Single Audit Liaison**
5. Any reports, management letter, or other information required to be submitted to the Department pursuant to this agreement shall be submitted timely in accordance with OMB Circular A-133, Florida Statutes, and Chapters 10.550 (local governmental entities) or 10.650 (nonprofit and for-profit organizations), Rules of the Auditor General, as applicable.
6. Recipients, when submitting financial reporting packages to the Department for audits done in accordance with OMB Circular A-133 or Chapters 10.550 (local governmental entities) or 10.650 (nonprofit and for-profit organizations), Rules of the Auditor General, should indicate the date that the reporting package was delivered to the recipient in correspondence accompanying the reporting package.

PART V: RECORD RETENTION

1. The recipient shall retain sufficient records demonstrating its compliance with the terms of this agreement for a period of at least five years from the date the audit report is issued, and shall allow the Department, or its designee, CFO, or Auditor General access to such records upon request. The recipient shall ensure that audit working papers are made available to the Department, or its designee, CFO, or Auditor General upon request for a period of at least five years from the date the audit report is issued, unless extended in writing by the Department.

EXHIBIT D

AUTHORIZATION: SECTION 339.24 & 339.205, Florida Statutes

FEDERAL and/or STATE resources awarded to the recipient pursuant to this agreement should be listed below. If the resources awarded to the recipient represent more than one Federal or State program, provide the same information for each program and the total resources awarded. **Compliance Requirements** applicable to each State program should also be listed below. If the resources awarded to the recipient represent more than one program, list applicable compliance requirements for each program in the same manner as shown here:

STATE RESOURCES

Agency: PALM BEACH COUNTY

FM#:426014-1-58-01

<u>State Agency</u>	<u>Catalog of State Financial Assistance (Number & Title)</u>	<u>Amount</u>
FDOT 55.023	State Highway Project Reimbursement (Department of Transportation)	\$400,000.00

Compliance Requirement: In developing audit procedures to test compliance with the requirements for a state project, the auditor should first look to Part Two, Matrix of Compliance Requirements, to identify which of the 10 types of compliance requirements described in Part Three of the Compliance Supplement are applicable and then look to Parts Three and Four for the details of the requirements.

Activities Allowed: Under the terms of the Highway Beautification Grant Agreement allowable activities include:

- Installation of landscaping on the highway facility as specified in the landscape plan in conformance with Rule 14-40.003, Florida Administrative Code, and the "Florida Highway Landscape Guide". Any deviation from the approved landscape plan requires the approval of the Department; (Agreement Provision 1)
- Maintenance of the landscaping within the median and areas outside the travel way within the right of way line in accordance with the Landscape Maintenance Plan included in the agreement and consistent with the requirements of Rule 14-40.003(5), Florida Administrative Code. Any deviation from the Landscape Maintenance Plan requires the written approval of the Department; and (Agreement Provision 2)
- Landscape installation and maintenance activities that are in accordance with the Maintenance of Traffic Plan included in the agreement and Rule 14.003, Florida Administrative Code. (Agreement Provision 3)

Allowable Grants provide for the costs of purchase and installation of a sprinkler

- Costs:** system, the cost of plant materials and fertilizer, and may provide for the costs for labor associated with the installation of the plantings. Each recipient that receives a grant is responsible for any costs for water, for the maintenance of the sprinkler system, for the maintenance of the landscaped areas in accordance with a maintenance agreement with the Department, and, except as otherwise provided in the grant, for any costs for labor associated with the installation of the plantings. (Section 339.2405(11), Florida Statutes)
- Cash Management:** See Part Three.
- Matching:** A 50 percent or more of like-kind match by the recipient is encouraged.
- Period of Availability:** Grant recipients have one year from date of grant award letter to complete landscape plans and execute necessary agreements.

DUNS No. 078470481
CSFA No. 55.023

FM No. 426014-1-58-01
FEID No: VF-59-6000785

EXHIBIT E

MAINTENANCE COMMITMENT LETTER

Please see attached letter from **Andrew S. Hertel, AICP, Palm Beach County Streetscape
Section Manager**

Dated: **January 23, 2009**



MAR - 4 2009

DISTRICT FOUR
RECEIVED

January 23, 2009

**Department of Engineering
and Public Works**
P.O. Box 21229
West Palm Beach, FL 33416-1229
(561) 684-4000
www.pbcgov.com

Cleo Marsh, P.E.
Florida Department of Transportation District IV
3400 West Commercial Boulevard
Ft. Lauderdale, FL 33309

**SUBJECT: State Road 7 – Broward County Line to Glades Road (SR 808)
Landscape Maintenance**

Dear Mr. Marsh:

Please let this letter confirm that Palm Beach County is committed to continuing its maintenance of the landscape, as well as planned irrigation on State Road 7 from the Broward County Line to Glades Road (SR 808) pursuant to the terms of the existing Joint Partnership Agreement with the Department (dated November 19, 2003).

The planned irrigation will be installed by the County following the completion of the Department's pending RRR project within these roadway limits.

Please feel free to contact me if you have any questions.

Sincerely,

Office of the County Engineer

Andrew S. Hertel, AICP
Manager, Streetscape Section

pc: Elisabeth Hassett, RLA – Florida Department of Transportation
George T. Webb, P.E., County Engineer (w/attachment)
Steve Carrier, P.E., Assistant County Engineer (w/attachment)
Carl Bengtson, RLA – Streetscape Section (w/attachment)

File: Roads – State Road 7
Florida Department of Transportation

F:\ASH\FDOT\StateRoad7\InterestLtr012309

**Palm Beach County
Board of County
Commissioners**

Jeff Koons, Chairman
Burt Aaronson, Vice Chairman

Karen T. Marcus
Shelley Vana

Jess R. Santamaria
Addie L. Greene

County Administrator

Robert Weisman



*"An Equal Opportunity
Affirmative Action Employer"*

**BOARD OF COUNTY COMMISSIONERS
PALM BEACH COUNTY
BUDGET Amendment**

FUND Transportation Improvement

**BGRV 070110-554
BGEX 070110-1738**

ACCOUNT NUMBER	ACCOUNT NAME	ORIGINAL BUDGET	CURRENT BUDGET	INCREASE	DECREASE	ADJUSTED BUDGET	EXPENDED/ ENCUMBERED AS OF 07/01/10	REMAINING BALANCE
REVENUES								
SR7/COUNTY LINE-PALMETTO PARK RD (OTIS)								
3500-361-1343-3449	State Grnt Oth Transportation	<u>0</u>	<u>0</u>	<u>400,000</u>	<u>0</u>	<u>400,000</u>		
TOTAL RECEIPTS & BALANCES		250,398,117	267,215,321	400,000	0	267,615,321		
EXPENDITURES								
SR7/COUNTY LINE-PALMETTO PARK RD (OTIS)								
3500-361-1343-6510	Landscaping/Irrigation-Infra	<u>0</u>	<u>0</u>	<u>400,000</u>	<u>0</u>	<u>400,000</u>	0	400,000
TOTAL APPROPRIATIONS & EXPENDITURES		250,398,117	267,215,321	400,000	0	267,615,321		

SIGNATURE

DATE

**By Board of County Commissioners
At Meeting of 08/17/10**

Engineering & Public Works

Atwellhite

7/1/10

Administration / Budget Approval

OFMB Department – Posted

**Deputy Clerk to the
Board of County Commissioners**