

II. FISCAL IMPACT ANALYSIS

A. Five Year Summary of Fiscal Impact:

Fiscal Years	2011	2012	2013	2014	2015
Capital Expenditures	_____	_____	_____	_____	_____
Operating Costs	12,919,113	_____	_____	_____	_____
External Revenues	(6,876,186)	_____	_____	_____	_____
Program Income (County)	_____	_____	_____	_____	_____
In-Kind Match (County)	_____	_____	_____	_____	_____
NET FISCAL IMPACT	6,042,927	_____	_____	_____	_____
# ADDITIONAL FTE POSITIONS (Cumulative)	_____	_____	_____	_____	_____

Is Item Included in Current Budget? Yes _____ No X _____
 Budget Account No.: Fund _____ Department _____ Unit _____ Object _____
 Program _____

B. Recommended Sources of Funds/Summary of Fiscal Impact

There is no fiscal impact until State funding is appropriated and a project agreement is executed. Potential fiscal impact to the County is \$6,042,927 over approximately three years. The Municipal, State, and Federal share of each project's costs would be allocated to the County on a reimbursement basis. If State funds were to be appropriated for the projects and County funding is found to be insufficient to match the State-funded project, other funding sources could be considered, such as short-term borrowing, securing bonds, or delaying the design and construction of other projects already funded.

C. Department Fiscal Review: *JF*

III. REVIEW COMMENTS

A. OFMB Fiscal and /or Contract Administrator Comments:
 Local share approx 30% but may increase/decrease depending on Fed/State/Local participation -

[Signature]
 OFMB 13
 7/29/10
 7/22/10

[Signature] 8/3/10
 Contract Administrator

B. Legal Sufficiency:
[Signature]
 Assistant County Attorney

If the County receives the grant, we will review the related contracts.

C. Other Department Review:

 Department Director

RESOLUTION NO. 2010-_____

1
2
3
4
5
6
7
8
9
10
11
12
13
14
15
16
17
18
19
20
21
22
23
24
25
26
27
28
29
30
31
32
33
34
35
36

A RESOLUTION OF THE BOARD OF COUNTY COMMISSIONERS OF PALM BEACH COUNTY, FLORIDA, REQUESTING THE STATE OF FLORIDA DEPARTMENT OF ENVIRONMENTAL PROTECTION TO SUPPORT APPROPRIATION OF FUNDS WITHIN THE BEACH EROSION CONTROL ASSISTANCE PROGRAM FOR FISCAL YEAR 2011-12.

WHEREAS, the Board of County Commissioners of Palm Beach County, Florida, is committed to a program of coastal restoration and preservation; and

WHEREAS, Palm Beach County wishes to effectively address beach erosion by construction of shore protection projects and restoration of its dunes; and

WHEREAS, Palm Beach County has a need to perform engineering design, environmental studies and monitoring of shore protection projects; and

WHEREAS, Palm Beach County has developed and funded a Shore Protection Program to act as the local sponsor for coastal projects; and

WHEREAS, the projects listed below are consistent with the coastal element of the Palm Beach County's Comprehensive Plan; and

WHEREAS, Palm Beach County has the ability and intention of providing the local cost share of eligible coastal projects using a combination of tourist development taxes, interest and reserve funds; and

WHEREAS, the Bureau of Beaches and Coastal Systems is preparing their Beach Erosion Control Long-Range Budget Plan to develop the Fiscal Year 2011-12 prioritized list of beach erosion control projects; and

WHEREAS, the public work projects listed below are eligible within the State of Florida's Beach Erosion Control Assistance Program under the provisions of Section 161.101, Florida Statutes

NOW, THEREFORE, BE IT RESOLVED BY THE BOARD OF COUNTY COMMISSIONERS OF PALM BEACH COUNTY, FLORIDA, THAT:

Section 1: Palm Beach County is requesting that the State appropriate \$1,960,378 for the Jupiter/Carlin Shore Protection Project, \$450,000 for the Jupiter Beach Erosion Control Project, \$150,000 for the Juno Beach Shore Protection Project, \$2,448,105 for the

1 Singer Island Shore Protection Project, \$1,650,000 for the Central Palm Beach County
2 Comprehensive Erosion Control Project (formerly known as the South Palm Beach Shore
3 Protection Project), \$53,000 for implementation of the South Lake Worth Inlet Management
4 Plan, and \$164,703 for the Ocean Ridge Shore Protection Project.

5 Section 2:

6 The foregoing Resolution was offered by Commissioner _____, who
7 moved its adoption. The motion was seconded by Commissioner _____,
8 and upon being put to a vote, the vote was as follows:

- 9 Commissioner Burt Aaronson, Chair _____
- 10 Commissioner, Karen T. Marcus, Vice Chair _____
- 11 Commissioner Jeff Koons _____
- 12 Commissioner Shelley Vana _____
- 13 Commissioner Steven L. Abrams _____
- 14 Commissioner Jess R. Santamaria _____
- 15 Commissioner Priscilla Taylor _____

16 The Chairman thereupon declared the Resolution duly passed and adopted this
17 _____ day of _____, 20__.

18
19
20
21
22
23
24
25
26
27

APPROVED AS TO FORM AND
LEGAL SUFFICIENCY

PALM BEACH COUNTY, FLORIDA BY ITS
BOARD OF COUNTY COMMISSIONERS

Sharon R. Bock, Clerk & Comptroller

By _____
Assistant County Attorney

By _____
Deputy Clerk

Attachment 2

**FY 11-12 BUDGET PLAN UPDATE
LEGISLATIVE BUDGET REQUEST FOR PALM BEACH COUNTY**

TOTAL COSTS

PROJECT	TASK										
	aerials	surveys	performance report	turtle/scarp/ lighting mon.	reef/SAV mon.	feasibility	construction fill	design permitting	construction/ structures	mitigation	total
Jupiter Carlin SPP	\$3,000	\$14,000	\$40,000	\$75,000	\$25,000		\$8,000,000	\$500,000			\$8,657,000
Jupiter Beach ECS							\$500,000	\$400,000			\$900,000
Juno Beach	\$7,500	\$18,000	\$40,000	\$150,000	\$84,500						\$300,000
Singer Island	\$6,000	\$14,000	\$50,000	\$200,000	\$250,000		\$1,100,000		\$3,508,689	\$1,000,000	\$6,128,689
SLWI	\$5,000	\$24,000	\$40,000	\$12,000	\$25,000						\$106,000
Ocean Ridge	\$9,000	\$14,000	\$40,000	\$100,000	\$50,000			\$500,000			\$713,000
Central Palm Beach ECS	\$3,000	\$12,000		\$35,000	\$50,000		\$500,000	\$700,000	\$2,000,000		\$3,300,000
	\$33,500	\$96,000	\$210,000	\$572,000	\$484,500	\$0	\$10,100,000	\$2,100,000	\$5,508,689	\$1,000,000	\$20,104,689

LOCAL SHARE

PROJECT	TASK										
	aerials	surveys	performance report	turtle/scarp/ lighting mon.	reef/SAV mon.	feasibility	fill	design permitting	structures	mitigation	total
Jupiter Carlin SPP	\$679	\$3,170	\$9,058	\$16,984	\$5,661	\$0	\$1,811,600	\$113,225	\$0	\$0	\$1,960,378
Jupiter Beach ECS	\$0	\$0	\$0	\$0	\$0	\$0	\$150,000	\$120,000	\$0	\$0	\$270,000
Juno Beach	\$3,750	\$9,000	\$20,000	\$75,000	\$42,250			\$0		\$0	\$150,000
Singer Island	\$2,403	\$5,608	\$20,028	\$80,110	\$100,138	\$0	\$440,605	\$0	\$1,405,406	\$400,550	\$2,454,847
SLWI	\$2,500	\$12,000	\$20,000	\$6,000	\$12,500				\$0		\$53,000
Ocean Ridge	\$2,079	\$3,234	\$9,240	\$23,100	\$11,550	\$0	\$0	\$115,500	\$0	\$0	\$164,703
Central Palm Beach ECS	\$900	\$3,600	\$0	\$10,500	\$15,000	\$0	\$150,000	\$210,000	\$600,000	\$0	\$990,000
	\$12,312	\$36,612	\$78,326	\$211,694	\$187,099	\$0	\$2,552,205	\$558,725	\$2,005,406	\$400,550	\$6,042,927

STATE SHARE

PROJECT	TASK										
	aerials	surveys	performance report	turtle/scarp/ lighting mon.	reef/SAV mon.	feasibility	fill	design permitting	structures	mitigation	total
Jupiter Carlin SPP	\$679	\$3,170	\$9,058	\$16,984	\$5,661	\$0	\$1,811,600	\$113,225	\$0	\$0	\$1,960,378
Jupiter Beach ECS						\$0	\$250,000	\$200,000	\$0		\$450,000
Juno Beach	\$3,750	\$9,000	\$20,000	\$75,000	\$42,250			\$0	\$0	\$0	\$150,000
Singer Island	\$2,397	\$5,592	\$19,973	\$79,890	\$99,863	\$0	\$439,395	\$0	\$1,401,546	\$399,450	\$2,448,105
SLWI	\$2,500	\$12,000	\$20,000	\$6,000	\$12,500				\$0		\$53,000
Ocean Ridge	\$2,079	\$3,234	\$9,240	\$23,100	\$11,550	\$0	\$0	\$115,500	\$0	\$0	\$164,703
Central Palm Beach ECS	\$1,500	\$6,000	\$0	\$17,500	\$25,000		\$250,000	\$350,000	\$1,000,000		\$1,650,000
	\$12,905	\$38,997	\$78,271	\$218,474	\$196,824	\$0	\$2,500,995	\$778,725	\$2,401,546	\$399,450	\$6,876,186

FEDERAL SHARE

PROJECT	TASK										
	aerials	surveys	performance report	turtle/scarp/ lighting mon.	reef/SAV mon.	feasibility	fill	design permitting	structures	mitigation	total
Jupiter Carlin SPP*	\$1,641	\$7,659	\$21,884	\$41,033	\$13,678	\$0	\$4,376,800	\$273,550	\$0	\$0	\$4,736,245
Ocean Ridge	\$4,842	\$7,532	\$21,520	\$53,800	\$26,900	\$0	\$0	\$269,000	\$0	\$0	\$383,594
	\$6,483	\$15,191	\$43,404	\$94,833	\$40,578		\$4,376,800		\$0		\$5,119,839

MUNICIPAL SHARE

PROJECT	TASK										
	aerials	surveys	performance report	turtle/scarp/ lighting mon.	reef/SAV mon.	feasibility	fill	design permitting	structures	mitigation	total
Jupiter Beach ECS	\$0	\$0	\$0	\$0	\$0	\$0	\$100,000	\$80,000	\$0	\$0	\$180,000
Singer Island	\$1,200	\$2,800	\$10,000	\$40,000	\$50,000	\$0	\$220,000	\$0	\$701,738	\$200,000	\$1,225,738
Central Palm Beach ECS	\$600	\$2,400	\$0	\$7,000	\$10,000	\$0	\$100,000	\$140,000	\$400,000	\$0	\$660,000
	\$1,200	\$2,800	\$10,000	\$40,000	\$50,000		\$320,000		\$701,738		\$1,405,738

5

Jupiter/Carlin Shore Protection Project
5 year estimated project costs
10 year estimated project schedule

Year	Phase	Description	Total Cost	Federal	State	Local
2011-2012	PED	934 report; permitting JCP/COE; PCA	\$500,000	\$273,550	\$113,225	\$113,225
	Construction	dredge and fill	\$8,000,000	\$4,376,800	\$1,811,600	\$1,811,600
	Monitoring	pre/post const physical, reef, sea turtle, shorebird	\$157,000	\$85,895	\$35,553	\$35,553
2012-2013	Monitoring	post construction physical, reef, sea turtle, shorebird	\$150,000	\$82,065	\$33,968	\$33,968
2013-2014	Monitoring	post construction physical, reef, sea turtle, shorebird	\$150,000	\$82,065	\$33,968	\$33,968
2014-2015	Monitoring	post construction physical, reef, sea turtle, shorebird	\$150,000	\$82,065	\$33,968	\$33,968
2015-2016	Monitoring	post construction physical, reef, sea turtle, shorebird	\$150,000	\$82,065	\$33,968	\$33,968
2016-2017	Monitoring	post construction physical, reef, sea turtle, shorebird				
2017-2018	PED	sand search, Federal coordination				
	Monitoring	post construction physical, reef, sea turtle, shorebird				
2018-2019	PED	permitting, PCA				
	Monitoring	post construction physical, reef, sea turtle, shorebird				
2019-2020	Monitoring	pre construction physical, reef, sea turtle, shorebird				
	Construction	dredge and fill				
2020-2021	Monitoring	post construction physical, reef, sea turtle, shorebird				

Jupiter Carlin 2nd Beach Renourishment.Published

Gantt Chart

Last Updated: Thu 6/24/10

ID	Task Name	Duration	Start	Finish	Predecessors	Resource Initials
0	Jupiter Carlin 2nd Beach Renourishment.Published	2204 days?	Mon 6/25/07	Mon 2/1/16		
1	Funding	1158 days?	Tue 9/4/07	Mon 4/9/12		
2	FDEP FUNDING Coordination	291 days	Mon 6/18/08	Fri 8/14/09		
8	Federal FUNDING Coordination	1158 days?	Tue 9/4/07	Mon 4/9/12		
9	Federal Funding Coordination - Congress	0 days	Wed 5/20/09	Wed 5/20/09		
11	Federal Funding Coordination - USACE	1158 days?	Tue 9/4/07	Mon 4/9/12		
12	Letter sent to USACE requesting PPA updating	1 day	Tue 9/4/07	Tue 9/4/07		
13	USACE informs County that GRR is required	1 day	Thu 3/13/08	Thu 3/13/08		
14	County sends letter to the USACE requesting that the GRR be reconsidered	1 day	Thu 5/22/08	Thu 5/22/08		
15	USACE sends confirmation that a Section 934 Report can be completed	21 days	Mon 5/26/08	Tue 6/24/08		
16	County & USACE conference call to discuss Section 934 Report	1 day	Wed 7/2/08	Wed 7/2/08		
17	County provides project timeline & SHPO documents to ACOE Jacksonville Office	1 day	Thu 7/3/08	Thu 7/3/08		
18	USACE Conference Calls	527 days?	Tue 7/22/08	Tue 8/31/10		
19	PDT conference call	1 day	Tue 7/22/08	Tue 7/22/08		
20	PDT conference call	1 day	Tue 8/5/08	Tue 8/5/08	19	
21	PDT conference call	1 day	Wed 8/27/08	Wed 8/27/08	20	
22	PDT conference call	1 day	Mon 9/15/08	Mon 9/15/08	21	
23	PDT conference call	1 day	Thu 10/2/08	Thu 10/2/08	22	
24	PDT conference call (Beach fx discussion) Updates to timeline	1 day	Wed 10/8/08	Wed 10/8/08	23	
25	PDT conference call (Beach fx discussion) Updates to timeline	1 day	Tue 10/28/08	Tue 10/28/08	24	
26	PDT conference call (Beach fx discussion) Updates to timeline	1 day	Tue 11/25/08	Tue 11/25/08	25FS+19 days	
27	PDT conference call (Beach fx discussion) Updates to timeline	1 day	Mon 12/8/08	Mon 12/8/08	26FS+8 days	
28	PDT conference call (Beach fx discussion) Updates to timeline	1 day	Wed 1/7/09	Wed 1/7/09	27FS+21 days	
29	PDT conference call (Beach fx discussion) Updates to timeline	1 day	Tue 2/3/09	Tue 2/3/09	28FS+18 days	
30	PDT conference call (Beach fx discussion) Updates to timeline	1 day	Tue 2/24/09	Tue 2/24/09	29FS+14 days	
31	PDT conference call (Beach fx discussion)	1 day	Wed 3/25/09	Wed 3/25/09	30FS+20 days	
32	PDT conference call (Beach fx discussion) Updates to timeline	1 day	Tue 4/28/09	Tue 4/28/09	31FS+23 days	
33	PDT conference call (Beach fx discussion) Updates to timeline	1 day	Tue 5/26/09	Tue 5/26/09	32FS+19 days	LW,DB,KM
34	PDT conference call (Beach fx discussion) Updates to timeline	1 day	Tue 6/16/09	Tue 6/16/09	33FS+14 days	LW,DB,KM
35	PDT conference call	1 day	Tue 7/28/09	Tue 7/28/09	34FS+29 days	LW,DB,KM
36	PDT conference call	1 day	Tue 9/1/09	Tue 9/1/09	35FS+24 days	DB,LW,KM
37	PDT conference call	1 day	Mon 10/5/09	Mon 10/5/09	36FS+23 days	LW,KM,DB
38	PDT conference call	1 day	Mon 11/2/09	Mon 11/2/09	37FS+20 days	DB,KM,LW
39	PDT conference call	1 day	Tue 12/1/09	Tue 12/1/09	38FS+20 days	DB,KM,LW
40	PDT conference call	1 day	Thu 2/11/10	Thu 2/11/10	39FS+34 days	
41	PDT conference call	1 day	Tue 3/9/10	Tue 3/9/10	40FS+16 days	
42	Vertical Team Meeting	1 day?	Tue 3/30/10	Tue 3/30/10	41	
43	PDT conference call	1 day	Tue 4/6/10	Tue 4/6/10	41FS+19 days	
44	Vertical Team Meeting	1 day	Mon 4/12/10	Mon 4/12/10	43	
45	PDT conference call	1 day	Tue 5/4/10	Tue 5/4/10	43FS+19 days	
46	PDT conference call	1 day	Tue 6/8/10	Tue 6/8/10	45FS+23 days	
47	PDT conference call	1 day	Wed 7/7/10	Wed 7/7/10	46FS+19 days	
48	PDT conference call	1 day	Tue 8/3/10	Tue 8/3/10	47FS+18 days	
49	PDT conference call	1 day	Tue 8/31/10	Tue 8/31/10	48FS+19 days	
50	Decision Document 934	899 days?	Wed 6/25/08	Thu 1/19/12		
51	SAJ Confirms Sec. 934 Report Should be Prepared	0 days	Wed 6/25/08	Wed 6/25/08		
52	Sponsor Requests for Consideration that SDM be Utilized	78 days	Tue 8/5/08	Tue 11/25/08		
53	Sponsor sends letter requesting use of SDM to SAJ	0 days	Wed 12/24/08	Wed 12/24/08		
54	SAJ sends Interim Response to 12/24/08 letter	16 days	Wed 12/24/08	Tue 1/20/09		
55	SAJ provides email to sponsor that Beach-fx has been certified	0 days	Wed 4/29/09	Wed 4/29/09		
56	SAD provides Letter to Sponsor regarding use of Beach fx	89 days	Tue 1/20/09	Tue 5/26/09		
57	Consultant Task Order for 934	858 days	Thu 7/3/08	Thu 12/1/11		
58	Develop DRAFT Section 934 Scope of Work (SOW)	45 days	Thu 7/3/08	Fri 9/5/08		
59	ERM review DRAFT Section 934 SOW	32 days	Tue 9/9/08	Thu 10/23/08	58	
60	Review & Approval of draft SOW by FDEP	4 days	Wed 9/24/08	Mon 9/29/08		
61	Review of Draft SOW by SAJ	41 days	Thu 10/2/08	Wed 12/3/08		
62	FINAL Section 934 SOW received	0 days	Tue 1/13/09	Tue 1/13/09	61	
63	BCC approval	0 days	Tue 2/24/09	Tue 2/24/09	62	
64	Develop SOW for Beach - fx	701 days	Tue 2/24/09	Thu 12/1/11		
65	Consultant provides draft change order (beach-fx)	0 days	Tue 6/2/09	Tue 6/2/09		
66	County provides draft change order to ACOE & FDEP staff	1 day	Thu 6/18/09	Thu 6/18/09	65	
67	County provides comment to consultant	16 days	Tue 6/2/09	Tue 6/23/09		
68	ACOE provides comment	32 edays	Thu 6/18/09	Mon 7/20/09		
69	FDEP provides comment	40 edays	Fri 6/19/09	Wed 7/29/09		
70	Updated DRAFT incorporating agency comments to ERM	15 days	Thu 7/30/09	Wed 8/19/09	69	
71	Board Item Completed	7 days	Thu 8/20/09	Fri 8/28/09	70	
72	Change Order Approved by BCC	0 days	Tue 10/6/09	Tue 10/6/09		
73	934 Task Order Deliverables	701 days	Tue 2/24/09	Thu 12/1/11		
74	Task 1 - Collect, Assemble & review Data	158 days	Tue 2/24/09	Tue 10/6/09		
75	Task 2 - Real Estate Assessment & Analysis	240 days	Tue 2/24/09	Tue 2/9/10		
76	Task 3 - Engineering Data Collection & Analysis	361 days	Tue 2/24/09	Mon 8/2/10		
77	Task 4 - Economic Evaluation	361 days	Tue 2/24/09	Mon 9/2/10		
78	Task 5 - Environmental Evaluation	198 days	Tue 2/24/09	Mon 12/7/09		
79	Task 6 - Geotechnical Evaluation	171 days	Tue 2/24/09	Mon 10/26/09		
80	Task 7 - Report Preparation	64 days	Mon 9/13/10	Wed 12/15/10		
85	Task 8 - Coordination	701 days	Tue 2/24/09	Thu 12/1/11	63	
86	Task 9 Wave & Storm Surge Data Analyses	161 days	Tue 10/6/09	Tue 6/1/10	72	
87	Task 10 Coastal Processes Analyses	73 days	Tue 10/6/09	Mon 7/19/10	72	
88	Task 11 Economic Analyses	194 days	Tue 10/6/09	Mon 7/19/10	72	
89	Task 12 Beach Management Measures	173 days	Tue 10/6/09	Thu 6/17/10	72	
90	Task 13 Beach -fx Simulations	213 days	Mon 10/26/09	Wed 9/1/10	72	

Task Summary [] Rolled Up Progress [] Group By Summary []

Critical Task [] Rolled Up Task [] Split [] Deadline []

Progress [] Rolled Up Critical Task [] External Tasks []

Milestone [] Rolled Up Milestone [] Project Summary []

Jupiter Carlin 2nd Beach Renourishment.Published

Gantt Chart

Last Updated: Thu 6/24/10

ID	Task Name	Duration	Start	Finish	Predecessors	Resource Initials	Ju S
91	Task 14 Additional Reporting & Appendices	213 days	Mon 10/26/09	Wed 9/1/10	72		
92	Task 15 Additional Coordination Including PDT Teleconferences	213 days	Thu 2/25/10	Mon 1/3/11	72		
93	USACE Review	751 days?	Mon 2/2/09	Thu 1/19/12			
94	SHPO Provides their Coordination Letter	30 days	Mon 2/2/09	Mon 3/16/09			
95	Sponsor Provides Natural Resources Surveys /Reports	31 days	Tue 2/24/09	Tue 4/7/09			
96	Decision Document/934 Review	452 days?	Wed 4/14/10	Thu 1/19/12			
97	Completion of CAR	157 days?	Wed 4/14/10	Mon 11/29/10			
98	SAJ notifies County that a third party can prepare the CAR	1 day	Wed 4/14/10	Wed 4/14/10			
99	Sponsor receives first DRAFT CAR SOW	1 day?	Wed 6/16/10	Wed 6/16/10	98		
100	Sponsor sends CAR SOW to SAJ for review & approval	2 days	Thu 6/17/10	Fri 6/18/10	99		
101	ERM approves Supplement No. 1 to TASK ORDER 0410-07	30 edays	Fri 6/18/10	Sun 7/18/10	100		
102	DRAFT CAR Received for Review/Comments	100 edays	Sun 7/18/10	Tue 10/26/10	101		
103	FINAL CAR Received	30 edays	Tue 10/26/10	Thu 11/25/10	102		
104	CAR Recommendation Included in NEPA Doc-934 Report	1 day?	Mon 11/29/10	Mon 11/29/10	103		
105	(LOCAL USACE OFFICE) SAJ Prepares BA for FWS Sect 7 Consult with NMFS	60 edays	Mon 7/12/10	Fri 9/10/10	162		
106	Sponsor provides SAJ w/ EA W/O DRAFT 934 Repo	1 day	Mon 8/16/10	Mon 8/16/10			
107	Consultant Sends DRAFT 934 Report to Sponsor	1 day	Mon 9/13/10	Mon 9/13/10			
108	NMFS Provides Draft BO for Review	135 edays	Fri 9/10/10	Sun 1/23/11	105		
109	FWS Prepares Draft BO for Review	135 edays	Fri 9/10/10	Sun 1/23/11	105		
110	FINAL BO Received from FWS	50 edays	Sun 1/23/11	Mon 3/14/11	109		
111	FED Agency Issue Notice of Availability of EA/FONSI (Finding of No Significant Impact)??	30 edays	Mon 8/16/10	Wed 9/15/10	106		
112	Sponsor provides Revised Draft Report	30 edays	Mon 9/13/10	Wed 10/13/10	107		
113	Agency Technical Review (ATR) Conducted by PCX	30 edays	Wed 10/13/10	Fri 11/12/10	112		
114	Sponsor Provides Revised Draft Report per ATR	30 edays	Fri 11/12/10	Sun 12/12/10	113		
115	SAJ Reviews DRAFT BO and Response to FWS	14 edays	Sun 1/23/11	Sun 2/6/11	109		
116	In Progress Review with SAD	30 edays	Sun 12/12/10	Tue 1/11/11	114		
117	SAD Policy Review Provided	30 edays	Tue 1/11/11	Thu 2/10/11	116		
118	Sponsor Revises DRAFT Report per SAD Policy Review Comments	30 edays	Thu 2/10/11	Sat 3/12/11	117		
119	Report Released for 30-Day Public & Agency Review (Resource Agencies)	30 edays	Sat 3/12/11	Mon 4/11/11	118		
120	SAJ sends Section 934 Report/NEPA Doc. To SAD/CECW	35 edays	Mon 4/11/11	Mon 5/16/11	119		
121	SAD sends CECW Section 934 Report	30 edays	Mon 5/16/11	Wed 6/15/11	120		
122	CECW Sends Comments to SAD/SAJ	30 edays	Wed 6/15/11	Fri 7/15/11	121		
123	SAJ Provides Responses to Comments to SAD/CECW	31 edays	Fri 7/15/11	Mon 8/15/11	122		
124	CECW Sends Section 934 Report to ASA (CW)	32 edays	Mon 8/15/11	Fri 9/16/11	123		
125	ASA (CW) Provides Comments on Report to CECW/SAD/SAJ	31 edays	Fri 9/16/11	Mon 10/17/11	124		
126	Section 934 Report Revisions to ASA (CW) Comments Send to CECW/SAD	32 edays	Mon 10/17/11	Fri 11/18/11	125		
127	CECW Sends Revised Report to ASA (CW)	31 edays	Fri 11/18/11	Mon 12/19/11	126		
128	ASA (CW) Approves Report	31 edays	Mon 12/19/11	Thu 1/19/12	127		
129	PPA	57 days	Thu 1/19/12	Mon 4/9/12			
130	Sponsor Provides Financial Info for PPA Package	30 edays	Thu 1/19/12	Sat 2/18/12	128		
131	SAJ & SAD Review	30 edays	Sat 2/18/12	Mon 3/19/12	130		
132	BCC Prep	30 edays	Sat 2/18/12	Mon 3/19/12	130	KM,DB,LW,JA	
133	BCC Approval	15 days	Tue 3/20/12	Mon 4/9/12	132		
134	Engineering & Design (Task Order 0410-05)	1097 days	Mon 6/25/07	Thu 11/3/11			
135	Task Order Preparation	306 days	Mon 6/25/07	Tue 9/9/08			
148	Engineering & Design SOW Deliverables	790 days	Thu 9/11/08	Thu 11/3/11	147		
149	Task 1 Complete - Collect, Assemble, and Review Data; FDEP Meet	0 days	Tue 3/17/09	Tue 3/17/09			
151	Task 2 - Engineering Design of Beach Restoration	0 days	Mon 8/17/09	Mon 8/17/09			
153	Task 3 - Borrow Area Design	0 days	Mon 8/17/09	Mon 8/17/09			
155	Task 4 Complete - Permit Drawings	15 days	Mon 8/17/09	Mon 9/7/09			
158	Task 5 Complete - Natural Resources Narrative	10 days	Mon 8/17/09	Fri 8/28/09			
161	Task 6: JCP Permit Submittal	43 days	Mon 7/12/10	Fri 9/10/10			
162	JCP Application Submitted to FDEP	0 days	Mon 7/12/10	Mon 7/12/10			
163	USACE Issues Public Notice	0 days	Wed 8/11/10	Wed 8/11/10	162FS+30 edays		
164	Public Notice Comment Period Ends	0 days	Fri 9/10/10	Fri 9/10/10	163FS+30 edays		
165	Task 7: Responses to FDEP RAIs	272 days	Sun 10/10/10	Thu 11/3/11			
166	First RAI Received	0 days	Sun 10/10/10	Sun 10/10/10	162FS+90 edays		
167	County Response	45 days	Tue 10/12/10	Thu 12/16/10	166	DB,KM,LW,CT,PD	
168	Second RAI Received	0 days	Sat 1/15/11	Sat 1/15/11	167FS+30 edays		
169	County Response	45 days	Mon 1/17/11	Fri 3/18/11	168	DB,KM,LW,PD,CT	
170	Third RAI Received	0 days	Sun 4/17/11	Sun 4/17/11	169FS+30 edays		
171	County Response	45 days	Mon 4/18/11	Fri 6/17/11	170	DB,KM,LW,CT,PD	
172	Fourth RAI Received	1 day	Mon 7/18/11	Mon 7/18/11	171FS+30 edays		
173	County Response	45 days	Tue 7/19/11	Mon 9/19/11	172		
174	Intent to Issue	15 edays	Mon 9/19/11	Tue 10/4/11	173		
175	FDEP Issues Permit	30 edays	Tue 10/4/11	Thu 11/3/11	174		
176	Task 8: Department of Army Permit Application	0 days	Thu 11/3/11	Thu 11/3/11			
177	Hardcopy and digital documents	0 days	Thu 11/3/11	Thu 11/3/11	175		
178	Task 9: Project Coordination	284 days	Thu 9/11/08	Fri 10/30/09			
180	Federal Permitting	603 days	Tue 7/22/08	Fri 12/24/10			
181	Borrow Area Cultural Resource Survey (CRS)	109 days	Tue 7/22/08	Tue 12/30/08			
193	NEPA Documentation	91 days	Wed 8/11/10	Fri 12/24/10			
194	NOAA (EFH) Review	135 edays	Wed 8/11/10	Fri 12/24/10	163		
195	PRD Review	135 edays	Wed 8/11/10	Fri 12/24/10	163		
196	FWS Review	135 edays	Wed 8/11/10	Fri 12/24/10	163		
197	Plans & Specs	107 days	Tue 7/19/11	Wed 12/14/11			
198	Preliminary DRAFT Plans & Specs	80 days	Tue 7/19/11	Mon 11/7/11	172	KM,DB,LW,CT	
199	DEP Review & Approval	30 edays	Mon 11/7/11	Wed 12/7/11	198		
200	Final Plans & Specs	5 days	Thu 12/8/11	Wed 12/14/11	199		
201	Construction Contract (Invitation For Bid)	144 days	Thu 12/15/11	Tue 7/3/12			
231	Construction	84 days	Tue 10/2/12	Sun 1/27/13			

Task Summary Rolled Up Progress Group By Summary

Critical Task Rolled Up Task Split Deadline

Progress Rolled Up Critical Task External Tasks

Milestone Rolled Up Milestone Project Summary

Jupiter Carlin 2nd Beach Renourishment.Published
Last Updated: Thu 6/24/10

Gantt Chart

ID	Task Name	Duration	Start	Finish	Predecessors	Resource Initials	Ju
232	Pre-Construction Meeting	0.5 days	Tue 10/2/12	Tue 10/2/12	230FS+90 edays	KM,DB,JA,DW	S
233	Receive Submissions From Contractor	0 days	Tue 10/16/12	Tue 10/16/12	232FS+14 edays		
234	Review Submissions/Prepare And Send NTP	2 days	Tue 10/16/12	Thu 10/18/12	233	KM,DB,JA,LW	
235	Notice To Proceed	0 days	Thu 10/18/12	Thu 10/18/12	234		
236	Mobilization	5 days	Thu 11/1/12	Thu 11/8/12	235FS+10 days		
237	Construction	80 edays	Thu 11/8/12	Sun 1/27/13	236	KM	
238	Contract Administration	315.5 days	Thu 12/20/12	Thu 3/8/14			
239	Invoice Processing	103.75 days	Thu 12/20/12	Wed 5/15/13			
295	Contract Closeout	289 days	Sun 1/27/13	Thu 3/8/14			
319	Monitoring	1536 days	Mon 3/1/10	Mon 2/1/16			
320	Pre-Construction Monitoring TBD	176 days	Mon 3/1/10	Fri 11/5/10			
321	Sea Turtle Monitoring 2010	176 days	Mon 3/1/10	Fri 11/5/10			
322	Post-Construction Monitoring	786 days	Mon 1/28/13	Mon 2/1/16			
323	Sand Compaction/Tilling	3 days	Mon 1/28/13	Wed 1/30/13	237		
324	Post Construction Engineering Report 12 mo	262 days	Mon 1/28/13	Tue 1/28/14	296		
325	Post Construction Engineering Report 24 mo	261 days	Wed 1/29/14	Wed 1/28/15	324		
326	Post Construction Engineering Report 36 mo	263 days	Thu 1/29/15	Mon 2/1/16	325		
327	Quarterly Reports	566 days	Fri 10/10/08	Mon 1/24/11			
328	Q3 2008	6 days	Fri 10/10/08	Mon 10/20/08			
329	Q4 2008	10 days	Thu 1/1/09	Thu 1/15/09			
330	Q1 2009	11 days	Wed 4/1/09	Wed 4/15/09			
331	Q2 2009	2 days	Mon 7/20/09	Tue 7/21/09			
332	Q3 2009	1 day	Mon 10/19/09	Mon 10/19/09			
333	Q4 2009	1 day	Mon 1/25/10	Mon 1/25/10	332FS+70 days		
334	Q1 2010	1 day	Wed 4/28/10	Wed 4/28/10	333FS+70 days		
335	Q2 2010	1 day	Mon 7/26/10	Mon 7/26/10	334FS+60 days		
336	Q3 2010	1 day	Thu 10/21/10	Thu 10/21/10	335FS+60 days		
337	Q4 2010	1 day	Mon 1/24/11	Mon 1/24/11	336FS+60 days		

Task Summary Rolled Up Progress Group By Summary 9

Critical Task Rolled Up Task Split Deadline

Progress Rolled Up Critical Task External Tasks

Milestone Rolled Up Milestone Project Summary

Jupiter Beach Erosion Control Project
5 year estimated project costs
10 year estimated project schedule

Year	Phase	Description	Total Cost	Federal	State	Local
2011-2012	PED	EIS, permitting	\$400,000	\$0	\$200,000	\$200,000
	Dune fill	maintenance of dune	\$500,000	\$0	\$250,000	\$250,000
2012-2013	Construction	breakwaters	\$5,000,000	\$0	\$2,500,000	\$2,500,000
	Monitoring	pre/post construction physical, reef, sea turtle	\$150,000	\$0	\$75,000	\$75,000
	Dune fill	maintenance of dune	\$250,000	\$0	\$125,000	\$125,000
2013-2014	Monitoring	post construction physical, reef, sea turtle	\$150,000	\$0	\$75,000	\$75,000
	Dune fill	maintenance of dune	\$200,000	\$0	\$100,000	\$100,000
2014-2015	Monitoring	post construction physical, reef, sea turtle	\$150,000	\$81,000	\$34,500	\$34,500
2015-2016	Monitoring	post construction physical, reef, sea turtle	\$150,000	\$81,000	\$34,500	\$34,500
2016-2017	Monitoring	post construction physical, reef, sea turtle				
2017-2018	Monitoring	post construction physical, reef, sea turtle				
2018-2019	Monitoring	post construction physical, reef, sea turtle				
2019-2020	Monitoring	pre construction physical, reef, sea turtle				
2020-2021	Monitoring	post construction physical, reef, sea turtle				

Jupiter Carlin Erosion Control Structures
Last Updated: Thu 6/24/10

Gantt Chart















ID	Task Name	Duration	Start	Finish	Predecessors	Resource Initials	Apr 30, '06			
							S	M	T	W
0	Jupiter Carlin Erosion Control Structures	2255.5 days?	Mon 5/1/06	Wed 2/18/15						
1	Proposal	344 days	Mon 5/1/06	Thu 8/23/07						
13	Task Order	41 days	Mon 8/20/07	Tue 10/16/07						
17	State Funding	665 days	Mon 8/20/07	Tue 4/20/10						
18	Grant agreement received from DEP	31 days	Mon 8/20/07	Mon 10/1/07						
19	BCC approval	1 day	Tue 10/16/07	Tue 10/16/07						
20	Signed agreement returned to DEP	8 days	Tue 10/16/07	Thu 10/25/07	19					
21	Amendment No.1 to 07PB4 Approved by BCC	1 day	Tue 4/20/10	Tue 4/20/10						
22	Feasibility Study	1288 days	Tue 10/16/07	Mon 11/19/12	16					
23	Task 1: Evaluate Historic Beach Performance	106 days	Tue 10/16/07	Fri 3/21/08						
26	Task 2: Evaluate Changes in Beach Behavior	29 days	Mon 5/5/08	Fri 6/13/08						
29	Task 3: Determine Beach Performance Improvement Target	34 days	Fri 6/6/08	Thu 7/24/08						
32	Task 4: Data Collection	256 days	Tue 1/22/08	Mon 2/2/09						
33	Receive FDEP approval of data collection plan	23 days	Tue 1/22/08	Fri 2/22/08						
34	Deployment #1 (winter)	37 days	Sat 3/29/08	Mon 5/5/08						
35	Deployment #2 (summer)	23 days	Thu 8/14/08	Sat 9/6/08						
36	Task 4 DRAFT Report Received	0 days	Mon 11/24/08	Mon 11/24/08	35					
37	ERM Review	51 days	Fri 11/14/08	Mon 2/2/09						
38	Task 5: Model Setup, Calibration & Validation	463 days	Fri 8/1/08	Fri 6/11/10						
39	Setup	30 days	Sat 9/6/08	Mon 10/6/08	35					
40	Calibration	460 days	Fri 8/1/08	Tue 8/6/10	39					
41	Validation	300 days	Wed 4/1/09	Fri 6/11/10	40					
42	Task 5 DRAFT Report Received	0 days	Mon 2/2/09	Mon 2/2/09	41					
43	ERM Review	20 days	Tue 2/3/09	Tue 3/3/09	42					
44	Supplemental Calibration Report	110 days	Tue 12/22/09	Tue 6/1/10	43					
45	Task 6: Evaluate Design Alternatives	10 days	Wed 9/15/10	Tue 9/28/10						
46	Task 6 DRAFT Report Received	0 days	Wed 9/15/10	Wed 9/15/10	44					
47	ERM Review	10 days	Wed 9/15/10	Tue 9/28/10	46	KM,DB,LW,CT				
48	Task 7: FDEP Reports	547 days	Mon 8/4/08	Wed 10/13/10						
49	First Report	0 days	Mon 8/4/08	Mon 8/4/08						
50	Second Report	0 days	Mon 3/23/09	Mon 3/23/09	49					
51	Third Report	0 days	Wed 10/13/10	Wed 10/13/10	47FS+10 days	KM,LW,CT,DB,PD				
52	Task 8: Environmental Characterization & EA Preparation	754 days	Tue 10/16/07	Mon 10/25/10						
53	EA draft	739 days	Tue 10/16/07	Fri 10/1/10						
54	ERM review	15 days	Mon 10/4/10	Mon 10/25/10	53					
55	Task 9: State & Federal Permitting	118 days	Tue 1/11/11	Sat 6/25/11						
56	JCP Application Submitted to FDEP	0 days	Tue 1/11/11	Tue 1/11/11	51FS+90 edays					
57	USACE Issues Public Notice	0 days	Thu 2/10/11	Thu 2/10/11	56FS+30 edays					
58	Public Notice Comment Period Ends	0 days	Sat 6/25/11	Sat 6/25/11	57FS+135 edays					
59	Response to FDEP RAIs	420 days	Mon 4/11/11	Mon 11/19/12						
60	First RAI Received	0 days	Mon 4/11/11	Mon 4/11/11	56FS+90 edays					
61	County Response	45 edays	Mon 4/11/11	Thu 5/26/11	60					
62	Second RAI Received	0 days	Wed 8/24/11	Wed 8/24/11	61FS+90 edays					
63	County Response	45 edays	Wed 8/24/11	Sat 10/8/11	62					
64	Third RAI Received	0 days	Fri 1/6/12	Fri 1/6/12	63FS+90 edays					
65	County Response	45 days	Mon 1/9/12	Fri 3/9/12	64					
66	DRAFT FDEP Permit Received	90 edays	Sun 4/8/12	Sat 7/7/12	65FS+30 edays					
67	Receipt of USACE permit	90 edays	Tue 8/21/12	Mon 11/19/12	174					
68	USACE - Environmental Impact Statement (EIS)	405 days	Fri 2/11/11	Thu 8/30/12	57					
69	Task 1 Prepare Statement of Work	25 days	Fri 2/11/11	Thu 3/17/11	57					
74	Task 2 Prepare/Implement QA/QC Plan	15 days	Fri 2/11/11	Thu 3/3/11	57					
78	Task 3 Public Participation Plan	15 days	Fri 2/11/11	Thu 3/3/11	57					
85	Task 4 Scoping Meeting	46 days	Sun 2/27/11	Mon 5/2/11	84					
86	Advertise Scoping Meeting (14 days prior)	0 days	Sun 2/27/11	Sun 2/27/11						
87	Advertise Scoping Meeting (7 days prior)	0 days	Sun 3/6/11	Sun 3/6/11	86FS+7 edays					
88	Hold Public Scoping Meeting	0 days	Mon 3/14/11	Mon 3/14/11	87FS+6 days					
89	Meet with State and Federal Agencies (3 meetings)	24 days	Mon 2/28/11	Thu 3/3/11	83					
90	Receive and Review Court Reporter Doc	3 days	Tue 3/22/11	Thu 3/24/11	88FS+5 days					
91	Prepare Draft Scoping Report	7 days	Fri 4/1/11	Mon 4/11/11	90,89					
92	Review Draft Scoping Report (USACE)	10 days	Tue 4/12/11	Mon 4/25/11	91,88					
93	Prepare & Submit Final Scoping Report	5 days	Tue 4/26/11	Mon 5/2/11	92					
94	Milestone - End Scoping Period	0 days	Mon 5/2/11	Mon 5/2/11	93					
95	Progress Meeting #1	0 days	Mon 5/2/11	Mon 5/2/11	94					
96	Task 5 Data Development Process	107 days	Mon 2/28/11	Tue 7/26/11	84					
105	Task 6 Prepare Action Summaries	46 days	Mon 5/2/11	Mon 7/4/11						
110	Task 7. Preliminary Draft Environmental Impact Statement	132 days	Tue 7/5/11	Wed 1/4/12	109					
132	Task 8. Hold Public Comment Meetings	24 days	Fri 1/13/12	Thu 2/16/12						
139	Task 9 Prepare Preliminary Final EIS	109 days	Mon 1/16/12	Thu 6/14/12						
169	Task 10. Prepare Draft Record of Decision (ROD)	48 days	Fri 6/15/12	Tue 8/21/12	168					
170	30 Day FEIS Public Comment Period	23 days	Fri 6/15/12	Tue 7/17/12						
171	Review FEIS Public Comments	5 days	Wed 7/18/12	Tue 7/24/12	170					
172	Draft FEIS Comment Responses	5 days	Wed 7/25/12	Tue 7/31/12	171					
173	USACE Review of Comment Responses	5 days	Wed 8/1/12	Tue 8/7/12	172					
174	Prepare and Submit Draft ROD to USACE	10 days	Wed 8/8/12	Tue 8/21/12	173					
175	Task 11, 14 I Administrative Records, other documentation	405 days	Fri 2/11/11	Thu 8/30/12						
178	Plans & Specs	90 days	Mon 3/12/12	Fri 7/13/12						
179	Prepare Plans & Specs	90 days	Mon 3/12/12	Fri 7/13/12	85					
180	Construction Contract (Invitation For Bid)	73 days	Wed 8/22/12	Fri 11/5/12						
209	Construction	287.5 days	Tue 12/4/12	Thu 1/9/14						
210	Pre-Construction Meeting	0.5 days	Tue 12/4/12	Tue 12/4/12	208FS+1 day	KM,DB,JA,DW				
211	Receive Submissions From Contractor	0 days	Tue 12/18/12	Tue 12/18/12	210FS+14 edays					
212	Review Submissions/Prepare And Send NTP	2 days	Tue 12/18/12	Thu 12/20/12	211	KM,DB,JA,LW				
213	Notice To Proceed	0 days	Thu 12/20/12	Thu 12/20/12	212					
214	Commencement	0 days	Sun 12/30/12	Sun 12/30/12	213FS+10 edays					
215	Mobilization	5 edays	Sun 12/30/12	Fri 1/4/13	214					

Task Summary Rolled Up Progress Group By Summary
 Critical Task Rolled Up Task Split Deadline
 Progress Rolled Up Critical Task External Tasks
 Milestone Rolled Up Milestone Project Summary

Jupiter Carlin Erosion Control Structures
Last Updated: Thu 6/24/10

Gantt Chart

ID	Task Name	Duration	Start	Finish	Predecessors	Resource Initials	Apr 30, '06			
							S	M	T	W
216	Construction	365 edays	Fri 1/4/13	Sat 1/4/14	215					
217	Demobilization	5 edays	Sat 1/4/14	Thu 1/9/14	216					
218	Contract Administration	527.5 days	Fri 2/8/13	Wed 2/18/15						
219	Invoice Processing	103.75 days	Fri 2/8/13	Thu 7/4/13						
275	Contract Closeout	289 days	Thu 1/9/14	Wed 2/18/15						
299	Post-construction Monitoring	857 days	Wed 8/24/11	Sat 12/6/14						
300	Biological monitoring	1200 edays	Wed 8/24/11	Sat 12/6/14	62					
301	Physical monitoring	1200 edays	Wed 8/24/11	Sat 12/6/14	62					
302	Quarterly Reports	686 days?	Mon 4/21/08	Fri 1/21/11						
303	Q1 Report 2008	6 days	Mon 4/21/08	Mon 4/28/08						
304	Q2 Report 2008	7 days	Mon 7/14/08	Tue 7/22/08						
305	Q3 Report 2008	1 day	Fri 10/24/08	Fri 10/24/08						
306	Q4 Report 2008	2 days	Wed 1/21/09	Thu 1/22/09	305					
307	Q1 Report 2009	1 day	Mon 4/20/09	Mon 4/20/09	306					
308	Q2 Report 2009	1 day	Mon 7/20/09	Mon 7/20/09	307					
309	Q3 Report 2009	1 day	Mon 10/19/09	Mon 10/19/09	308FS+60 days					
310	Q4 Report 2009	2 days	Tue 1/26/10	Wed 1/27/10	309FS+64 days					
311	Q1 Report 2010	2 days	Mon 4/26/10	Tue 4/27/10	310FS+60 days					
312	Q2 Report 2010	1 day?	Fri 7/23/10	Fri 7/23/10	311FS+60 days					
313	Q3 Report 2010	1 day?	Wed 10/20/10	Wed 10/20/10	312FS+60 days					
314	Q4 Report 2010	1 day?	Fri 1/21/11	Fri 1/21/11	313FS+60 days					

Task		Summary		Rolled Up Progress		Group By Summary	
Critical Task		Rolled Up Task		Split		Deadline	
Progress		Rolled Up Critical Task		External Tasks			
Milestone		Rolled Up Milestone		Project Summary			

Juno Beach Shore Protection Project
5 year estimated project costs
10 year estimated project schedule

Year	Phase	Description	Total Cost	Federal	State	Local
2011-2012	Monitoring	post construction physical, reef, sea turtle, shorebird	\$300,000	\$0	\$150,000	\$150,000
2012-2013	Monitoring	post construction physical, reef, sea turtle, shorebird	\$300,000	\$0	\$150,000	\$150,000
2013-2014	Monitoring	post construction physical, reef, sea turtle, shorebird	\$250,000	\$0	\$125,000	\$125,000
2014-2015	PED	Sand search, permitting	\$500,000	\$0	\$250,000	\$250,000
	Monitoring	post construction physical, reef, sea turtle, shorebird	\$250,000	\$0	\$125,000	\$125,000
2015-2016	PED	permitting, contracting	\$500,000	\$0	\$250,000	\$250,000
	Monitoring	pre/post construction physical, reef, sea turtle, shorebird	\$300,000	\$0	\$150,000	\$150,000
2016-2017	Construction	dredge and fill				
	Monitoring	post construction physical, reef, sea turtle, shorebird				
2017-2018	Monitoring	post construction physical, reef, sea turtle, shorebird				
2018-2019	Monitoring	post construction physical, reef, sea turtle, shorebird				
2019-2020	Monitoring	post construction physical, reef, sea turtle, shorebird				
2020-2021	Monitoring	post construction physical, reef, sea turtle, shorebird				

Juno Beach 2nd Renourishment

Gantt Chart

Last Updated: Thu 6/24/10

ID	Task Name	% Complete	Duration	Start	Finish	Predecessors	Resource Initials
0	Juno Beach 2nd Renourishment	98%	3354 days?	Tue 8/30/05	Tue 9/4/18		
1	Renourishment Planning Engineering and Design	100%	675 days	Tue 8/30/05	Fri 1/30/09		
97	Plans and Specs	100%	109 days	Mon 6/2/08	Tue 11/4/08		
102	Construction Contract (1st Bid - Cancelled)	100%	41.5 days	Mon 10/27/08	Tue 12/30/08		
131	Construction Contract (2nd Bid)	100%	195 days	Mon 2/2/09	Fri 11/6/09		
173	Construction	99%	191 days	Tue 9/8/09	Wed 6/16/10		
174	Pre Construction Meeting Notice to Agencies	100%	0 days	Tue 9/8/09	Tue 9/8/09	177SS-30 edays	
175	Pre Construction Sea Turtle Meeting Notice to Agencies	100%	6 days	Thu 9/24/09	176SS-15 edays		
178	Pre Construction Sea Turtle Meeting	100%	13 days	Fri 10/2/09	Wed 10/21/09	180SS-30 edays	
177	Pre Construction Meeting	100%	7 days	Tue 10/13/09	Wed 10/21/09	160FS+2 days	
178	Commencement Date	100%	1 day	Mon 11/16/09	Mon 11/16/09	172FS+10 edays	
179	Commencement Notice	100%	6 days	Mon 11/2/09	Mon 11/9/09	180SS-10 days	
180	Construction	100%	85 days	Thu 12/3/09	Wed 4/7/10	178	
181	Mobilization	100%	15.38 edays	Thu 12/3/09	Fri 12/18/09	178	
182	Dredging	100%	97.38 edays	Sat 12/19/09	Fri 3/26/10	181	
183	Demobilization	100%	13.38 edays	Thu 3/25/10	Wed 4/7/10	182	
184	FDEP Completion Certification & As Builts	100%	34 days	Thu 4/8/10	Tue 5/25/10	180FS+30 edays	
185	USACE Completion Certification & As Builts	100%	34 days	Thu 4/8/10	Tue 5/25/10	180FS+60 edays	
186	Turbidity Summary Report	100%	57 days	Mon 3/29/10	Wed 6/16/10	180FS+90 edays	
187	Final Project Report	0%	1 day	Mon 3/29/10	Mon 3/29/10	180FS+90 edays	
188	USFWS Construction Report	0%	1 day	Tue 5/11/10	Tue 5/11/10	182FS+45 edays	
189	Contract Administration	0%	343 days	Wed 12/16/09	Mon 5/2/11		
237	Monitoring	97%	3354 days?	Tue 8/30/05	Tue 9/4/18		
238	Pre Construction	100%	1224 days?	Tue 8/30/05	Wed 6/23/10		
269	Construction Monitoring	99%	133 days?	Wed 10/14/09	Wed 4/28/10		
270	Borrow Area Hardbottom Monitoring	99%	133 days?	Wed 10/14/09	Wed 4/28/10		
283	Turbidity Monitoring and Reports	99%	55 days	Wed 12/23/09	Tue 3/16/10		
296	Notify STSSN of Hopper Dredging Start	0%	0 days	Sat 12/19/09	Sat 12/19/09	182SS	
297	Notify STSSN of Hopper Dredging Stop	0%	0 days	Fri 3/26/10	Fri 3/26/10	182	
298	Turtle Trawl Reports	0%	0 days	Fri 3/26/10	Fri 3/26/10	182	
299	Sediment Testing	100%	57 days	Wed 2/3/10	Fri 4/23/10		
327	ERM construction Oversight	100%	84 days	Mon 12/7/09	Thu 4/8/10		
345	Sea Turtle Take Notification	0%	0 days	Thu 12/3/09	Thu 12/3/09	180SS	
346	Post Construction Monitoring	88%	3354 days?	Tue 8/30/05	Tue 9/4/18		
347	Develop Plan	100%	30 days	Thu 3/19/09	Wed 4/29/09		
348	Review and Edit Plan	100%	1 day?	Thu 3/19/09	Thu 4/30/09	347	
349	Final Plan	100%	1 day	Thu 4/30/09	Fri 5/1/09	348	
350	Turbidity summary Report	100%	57 days	Mon 3/29/10	Wed 6/16/10	183SS+60 edays	
351	Post Construction Lighting survey	100%	1 day	Tue 5/4/10	Tue 5/4/10	180FS+30 edays	
352	Juno Construction Lighting Report	0%	10 days	Wed 5/12/10	Tue 5/25/10	351FS+5 days	
353	Post Construction Scarp Monitoring	0%	1 day	Mon 3/29/10	Mon 3/29/10	180FS+7 edays	
354	Post Construction Topo & Bathy Survey	0%	1 day	Mon 6/7/10	Mon 6/7/10	180FS+60 edays	
355	Post Construction Topo & Bathy Report	100%	60 days	Fri 1/11/10	Tue 3/30/10	180FS+90 edays	
356	Post Construction Inwater Monitoring	0%	1 day	Mon 5/10/10	Mon 5/10/10	180FS+30 edays	
357	Exposed Hardbottom Assessment	0%	0 days	Mon 10/4/10	Mon 10/4/10	180FS+180 edays	
358	2011 Scarp Monitoring	0%	1 day	Wed 3/23/11	Wed 3/23/11	353FS+358 edays	
359	2012 Scarp Monitoring	0%	1 day	Fri 3/23/12	Fri 3/23/12	358FS+365 edays	
360	2013 Scarp Monitoring	0%	1 day	Mon 3/25/13	Mon 3/25/13	359FS+364 edays	
361	Post Construction Sea Turtle Nesting Report	0%	1 day	Thu 4/8/10	Thu 4/8/10	180	
362	2011 Sea Turtle Nesting Report	0%	1 day	Mon 4/11/11	Mon 4/11/11	361FS+365 edays	
363	2012 Sea Turtle Nesting Report	0%	1 day	Wed 4/11/12	Wed 4/11/12	362FS+365 edays	
364	2013 Sea Turtle Nesting Report	0%	1 day	Fri 4/12/13	Fri 4/12/13	363FS+365 edays	
365	2010 Inwater Turtle Monitoring Report	0%	1 day	Fri 1/14/11	Fri 1/14/11	262FS+358 edays	
366	2011 Inwater Turtle Monitoring Report	0%	1 day	Mon 1/9/12	Mon 1/9/12	365FS+359 edays	
367	2012 Inwater Turtle Monitoring Report	0%	1 day	Tue 1/8/13	Tue 1/8/13	366FS+364 edays	
368	2010 Topo & Bathy Survey and Report	0%	1 day	Tue 9/7/10	Tue 9/7/10	354FS+90 edays	
369	2011 Topo & Bathy Survey and Report	0%	1 day	Wed 9/7/11	Wed 9/7/11	368FS+364 edays	
370	2012 Topo & Bathy Survey and Report	0%	1 day	Thu 9/6/12	Thu 9/6/12	369FS+364 edays	
371	2014 Topo & Bathy Survey and Report	0%	1 day	Fri 9/5/14	Fri 9/5/14	370FS+728 edays	
372	2016 Topo & Bathy Survey and Report	0%	1 day	Mon 9/5/16	Mon 9/5/16	371FS+728 edays	
373	2018 Topo & Bathy Survey and Report	0%	1 day	Tue 9/4/18	Tue 9/4/18	372FS+728 edays	
374	2010 Beachfront Lighting surveys	9%	1324 days?	Tue 8/30/05	Tue 11/18/10		
375	May Survey	100%	1 day	Tue 5/4/10	Tue 5/4/10	267FS+250 edays	
376	May Report	0%	1 day?	Tue 8/30/05	Tue 8/30/05		
377	June Survey	0%	1 day	Mon 6/14/10	Mon 6/14/10	375FS+30 edays	
378	June Report	0%	1 day?	Tue 8/30/05	Tue 8/30/05		
379	July Survey	0%	1 day	Thu 7/15/10	Thu 7/15/10	377FS+30 edays	
380	July Report	0%	1 day?	Tue 8/30/05	Tue 8/30/05		
381	August Survey	0%	1 day	Mon 8/16/10	Mon 8/16/10	379FS+30 edays	

14

Juno Beach 2nd Renourishment
Last Updated: Thu 8/24/10

Gantt Chart

ID	Task Name	% Complete	Duration	Start	Finish	Predecessors	Resource Initials
382	August Report	0%	1 day?	Tue 8/30/05	Tue 8/30/05		
383	September Survey	0%	1 day	Thu 9/16/10	Thu 9/16/10	381FS+30 edays	
384	September Report	0%	1 day?	Tue 8/30/05	Tue 8/30/05		
385	2010 Final Report	0%	1 day	Tue 11/16/10	Tue 11/16/10	383FS+60 edays	
386	2011 Beachfront Lighting Surveys	0%	136 days	Mon 5/16/11	Mon 11/21/11		
393	2012 Beachfront Lighting Surveys	0%	136 days	Mon 5/7/12	Mon 11/12/12		
400	2011 Tilling and Scarp levelling	0%	3 days	Thu 4/7/11	Mon 4/11/11	180FS+364 edays	
401	2012 Tilling and Scarp Levelling	0%	3 edays	Sat 4/7/12	Tue 4/10/12	400FS+362 edays	
402	2013 Tilling and Scarp Levelling	0%	3 edays	Sun 4/7/13	Wed 4/10/13	401FS+362 edays	
403	2010 Aerial Cartographic Photography	0%	1 day	Mon 10/4/10	Mon 10/4/10	266FS+364 edays	
404	2011 Aerial Cartographic Photography	0%	1 day	Tue 10/4/11	Tue 10/4/11	403FS+364 edays	
405	Post Construction Hardbottom Assessment	0%	1 day	Mon 10/10/11	Mon 10/10/11	369FS+30 edays	
406	2012 Aerial Cartographic Photography	0%	1 day	Wed 10/3/12	Wed 10/3/12	404FS+364 edays	
407	2013 Aerial Cartographic Photography	0%	1 day	Thu 10/3/13	Thu 10/3/13	406FS+364 edays	
408	2014 Aerial Cartographic Photography	0%	1 day	Fri 10/3/14	Fri 10/3/14	407FS+364 edays	
409	Funding	98%	1212 days?	Tue 8/30/05	Mon 6/7/10		
438							
467	Project Updates	100%	312 days	Wed 10/24/07	Wed 1/28/09		
468	Juno Town Council	100%	312 days	Wed 10/24/07	Wed 1/28/09		
471	Midgation Reef	0%	1 day?	Tue 8/30/05	Tue 8/30/05		
472	Juno/JID FDEP permit modification	0%	1 day?	Tue 8/30/05	Tue 8/30/05		
480	Nushore Module FDEP permit modification	0%	1 day?	Tue 8/30/05	Tue 8/30/05		
481	Deliverables	0%	1 day?	Tue 8/30/05	Tue 8/30/05		
482	NuShore Module plans and specs	0%	1 day?	Tue 8/30/05	Tue 8/30/05		
483	Materials Placement Report	0%	0 days	Tue 8/30/05	Tue 8/30/05		
484	Pre Deployment Notification to USACE	0%	0 days	Tue 8/30/05	Tue 8/30/05		
485	Deployment Summary/ Monitoring Report	0%	0 days	Tue 8/30/05	Tue 8/30/05		
486	Biological Monitoring	0%	0 days	Tue 8/30/05	Tue 8/30/05		
487	FDEP Notice to proceed	0%	0 days	Tue 8/30/05	Tue 8/30/05	482	
488	Expanded Deployment area FDEP permit modification	0%	1 day?	Tue 8/30/05	Tue 8/30/05		
489	Permitting	0%	1 day?	Tue 8/30/05	Tue 8/30/05		
490	Application submitted	0%	1 day?	Tue 8/30/05	Tue 8/30/05		
491	RAI 1	0%	1 day?	Tue 8/30/05	Tue 8/30/05		
492	RAI 2	0%	1 day?	Tue 8/30/05	Tue 8/30/05		
493	Deliverables	0%	1 day?	Tue 8/30/05	Tue 8/30/05		
494	Construction	0%	1 day?	Tue 8/30/05	Tue 8/30/05		

15

Singer Island Shore Protection Project
5 year estimated project costs
10 year estimated project schedule

Year	Phase	Description	Total Cost	Federal	State	Local
2011-2012	Monitoring	post construction physical, reef, sea turtle	\$520,000	\$0	\$207,714	\$312,286
	Construction	finalize construction of structures	\$3,508,689	\$0	\$1,401,546	\$2,107,143
	Mitigation	construction of mitigation reef	\$1,000,000	\$0	\$399,450	\$600,550
	Dune fill	maintenance of dune	\$1,100,000	\$0	\$439,395	\$660,605
2012-2013	Monitoring	post construction physical, reef, sea turtle	\$500,000	\$0	\$199,725	\$300,275
	Dune fill	maintenance of dune	\$1,000,000	\$0	\$399,450	\$600,550
2013-2014	Monitoring	post construction physical, reef, sea turtle	\$500,000	\$0	\$199,725	\$300,275
	Dune fill	maintenance of dune	\$750,000	\$0	\$299,588	\$450,413
2014-2015	Monitoring	post construction physical, reef, sea turtle	\$500,000	\$0	\$199,725	\$300,275
	Dune fill	maintenance of dune	\$500,000	\$0	\$199,725	\$300,275
2015-2016	Monitoring	post construction physical, reef, sea turtle	\$500,000	\$0	\$199,725	\$300,275
	Dune fill	maintenance of dune	\$250,000	\$0	\$99,863	\$150,138
2016-2017	Monitoring	Dune inspections, physical profiles				
2017-2018	Monitoring	Dune inspections, physical profiles				
2018-2019	Monitoring	Dune inspections, physical profiles				
2019-2020	Monitoring	Dune inspections, physical profiles				
2020-2021	Monitoring	Dune inspections, physical profiles				

**Conceptual Critical Path for the
Modified Singer Island Erosion Control Project**

<u>Task</u>	<u>Due Date</u>
H&M, DEP, ACOE - Engineering/Design Meeting	Week of May 10, 2010
H&M - Modification & Modeling of Proposed Design at Submerged Crest Elevation PBC - Submission of Permit Modification, Reformatted Alternatives Analysis, Revised Biological Assessment (44 days)	June 1, 2010*
ACOE – Issues Public Notice, Initiate Consultation	June 7, 2010*
H&M - No Action Alternative Modeling Results	June 14, 2010
Permitting/Commenting Agency Review DEP, ACOE - Submit RAI's (20 days)	June 23, 2010*
PBC - Submit Supplemental Alternatives Analysis With No Action Modeling Results and Response to RAI's (21 days)	July 13, 2010*
H&M – Offshore Submerged Design Alternative Modeling Results	August 4, 2010
PBC – Submit Revised Supplemental Alternatives Analysis with Offshore Submerged Design Modeling Results (6 days)	August 10, 2010
Permitting/Commenting Agency Review NMFS, USFWS - BO's submitted to ACOE and DEP (49 days)	August 31, 2010*
DEP - Publishes Notice of Intent (NOI) (6 days)	September 6, 2010*
PBC - Draft Work Order for Annual Contract Construction (10 days)	September 16, 2010
PBC - Prepare BCC Agenda Item for Annual Contract Construction (2 days)	September 18, 2010
DEP/ACOE – Permit Decisions (30 days)	October 6, 2010*
PBC - BCC Approval of Work Order (28 days)	October 19, 2010
PBC - Issues NTP to Annual Contractor (3 days)	October 22, 2010
Annual Contract Construction Begins	November 1, 2010
PBC - Prepare Bid Documents Advertise for Capital Project Bids (49 days)	December 19, 2010
PBC - Bid Opening (30 days)	January 2011
PBC- BCC Approval of Construction Contract	March 2011
Capital Construction Begins	April 2011
Project Complete	October 2012

ACOE – U.S. Army Corps of Engineers
BCC – Board of County Commissioners
H&M – Humiston and Moore Engineering
PBC – Palm Beach County
RAI – Request for Additional Information
• Critical Path Elements

BO – Biological Opinion
DEP – Department of Environmental Protection
NMFS – National Marine Fisheries Service
NTP – Notice to Proceed
USFWS – U.S. Fish and Wildlife Service

17

Central Palm Beach County Erosion Control Project
5 year estimated project costs
10 year estimated project schedule

Year	Phase	Description	Total Cost	Federal	State	Local
2011-2012	PED	EIS, permitting	\$700,000	\$0	\$350,000	\$350,000
	Construction	breakwaters	\$2,000,000	\$0	\$1,000,000	\$1,000,000
	Monitoring	pre/post construction physical, reef, sea turtle	\$100,000	\$0	\$50,000	\$50,000
	Dune fill	maintenance of dune	\$500,000	\$0	\$250,000	\$250,000
2012-2013	Monitoring	pre/post construction physical, reef, sea turtle	\$100,000	\$0	\$50,000	\$50,000
	Construction	breakwaters	\$6,000,000	\$0	\$3,000,000	\$3,000,000
	Dune fill	maintenance of dune	\$300,000	\$0	\$150,000	\$150,000
2013-2014	Monitoring	post construction physical, reef, sea turtle	\$100,000	\$0	\$50,000	\$50,000
	Dune fill	maintenance of dune	\$300,000	\$0	\$100,000	\$100,000
2014-2015	Monitoring	post construction physical, reef, sea turtle	\$100,000	\$81,000	\$34,500	\$34,500
2015-2016	Monitoring	post construction physical, reef, sea turtle	\$100,000	\$81,000	\$34,500	\$34,500
2016-2017	Monitoring	dune inspections, physical profiles				
2017-2018	Monitoring	dune inspections, physical profiles				
2018-2019	Monitoring	dune inspections, physical profiles				
2019-2020	Monitoring	dune inspections, physical profiles				
2020-2021	Monitoring	dune inspections, physical profiles				

18

Central Palm Beach County Erosion Control

Gantt Chart

Last Updated: Wed 6/23/10

ID	Task Name	Duration	Start	Finish	Predecessors	Resource Initials	Ap S
0	Central Palm Beach County Erosion Control	2225.5 days?	Tue 4/18/06	Thu 12/25/14			
1	Development	361 days	Tue 4/18/06	Tue 9/4/07			
11	Engineering & Design SOW	392 days	Wed 4/18/07	Mon 11/3/08			
28	FDEP FUNDING	46 days	Wed 7/2/08	Mon 9/8/08			
31	Task Order Approval (0877-03A)	331 days	Mon 8/18/08	Thu 12/17/09			
32	Prepare Task Order & Board Item	15 days	Mon 8/18/08	Mon 9/8/08			
33	Approval of BCC & NTP	1 day	Tue 10/7/08	Tue 10/7/08			
34	First Engineering & Design Change Order Approval (0877-03A)	0 days	Thu 3/12/09	Thu 3/12/09			
35	Second Engineering & Design Change Order Approval (0877-03B)	0 days	Thu 12/17/09	Thu 12/17/09			
36	Engineering, Design & Permitting (Task Order 0877-03A & B)	530 days?	Mon 10/13/08	Wed 12/1/10			
37	Review of SI Material	78 days	Mon 10/13/08	Mon 2/9/09			
38	Environmental Impacts & Benefits Assessment (R132 - R138.5)	427 days	Mon 10/13/08	Thu 7/11/10			
39	Nearshore/Offshore Edge Relief Measurements	288 days	Thu 2/5/09	Thu 4/1/10			
40	R133 - R141- Surveyed January 9, 10 & 19	0 days	Thu 2/5/09	Thu 2/5/09			
41	R141- R143 -Surveyed April 9, 2009	1 day	Thu 4/9/09	Thu 4/9/09			
42	R130 -R133 -surveyed April 1, 2010	71 days	Thu 12/17/09	Thu 4/1/10			
43	Engineering Design & Documentation/ Numerical Modeling	214 days?	Mon 3/9/09	Thu 1/14/10			
44	Design Concept I	0 days	Mon 3/9/09	Mon 3/9/09			
45	Design Concept II	0 days	Thu 4/30/09	Thu 4/30/09			
46	Interim Bouss2D Modeling Report	0 days	Fri 6/5/09	Fri 6/5/09			
47	Design Concept III	0 days	Tue 6/9/09	Tue 6/9/09			
48	Design Concept IV	1 day?	Thu 9/3/09	Thu 9/3/09			
49	Bouss2D Modeling Report (2nd Draft)	1 day?	Tue 9/1/09	Tue 9/1/09			
50	Delft Modeling Report	1 day?	Tue 1/5/10	Tue 1/5/10			
51	Design Concept V	8 days?	Tue 1/5/10	Thu 1/14/10			
52	Beach Profile Survey	1 day?	Fri 2/27/09	Fri 2/27/09			
53	Field Survey (R132 -R143)	1 day?	Fri 2/27/09	Fri 2/27/09			
54	JCP Permit Application	433 days?	Tue 3/10/09	Wed 12/1/10			
55	FIRST DRAFT	1 day?	Tue 3/10/09	Tue 3/10/09			
58	SECOND DRAFT	601 edays	Tue 3/10/09	Mon 11/1/10	55		
57	FINAL	30 edays	Mon 11/1/10	Wed 12/1/10	56		
58	Meetings with County Staff	410 days	Wed 12/3/08	Mon 7/26/10			
59	Meeting 1	0 days	Wed 12/3/08	Wed 12/3/08			
60	Meeting 2	0 days	Tue 4/7/09	Tue 4/7/09			
61	Conference Call	0 days	Thu 5/21/09	Thu 5/21/09			
62	Meeting 3	0 days	Tue 7/21/09	Tue 7/21/09			
63	Meeting 4 - TBD	1 day	Fri 12/18/09	Fri 12/18/09			
64	Meeting 5	1 day	Thu 2/25/10	Thu 2/25/10			
65	Meeting 6	1 day	Mon 3/22/10	Mon 3/22/10			
66	Meeting 7 (TBD)	1 day	Mon 7/26/10	Mon 7/26/10			
67	Nearshore Seismic Reflection Subbottom Profile Survey	2 days	Wed 9/1/10	Thu 9/2/10			
68	DRAFT survey received for review (TBD) (R132- R134 added under B)	2 days	Wed 9/1/10	Thu 9/2/10			
69	Requests for Additional Information (RAI)	304 days	Thu 12/2/10	Fri 2/3/12			
70	Request DRAFT RAI_SOW	10 days	Thu 12/2/10	Wed 12/15/10	57		
71	FDEP approval of RAI SOW	0 edays	Fri 1/14/11	Fri 1/14/11	70FS+30 edays		
72	Task Order prep	10 days	Thu 12/16/10	Mon 1/3/11	70		
73	First RAI received	0 days	Tue 3/1/11	Tue 3/1/11	57FS+90 edays		
74	RAI Response Submitted	45 days	Wed 3/2/11	Tue 5/3/11	73		
75	Second RAI received	0 days	Thu 6/2/11	Thu 6/2/11	74FS+30 edays		
76	2nd RAI Response Submitted	45 days	Fri 6/3/11	Thu 8/4/11	75		
77	Third RAI Response Received	0 days	Sat 9/3/11	Sat 9/3/11	76FS+30 edays		
78	3rd RAI Response Submitted	45 days	Mon 9/5/11	Fri 11/4/11	77		
79	Fourth RAI Received	0 days	Sun 12/4/11	Sun 12/4/11	78FS+30 edays		
80	4th RAI Response Submitted	45 days	Mon 12/5/11	Fri 2/3/12	79		
81	EIS SOW	1162 days	Tue 9/4/07	Mon 4/16/12			
194	PERMITS Received	24 days	Mon 1/2/12	Fri 2/3/12			
195	FDEP Permit	0 days	Fri 2/3/12	Fri 2/3/12	80		
196	USACE Permit	0 days	Mon 1/2/12	Mon 1/2/12	190		
197	Plans & Specs	115 days	Mon 2/6/12	Fri 7/13/12			
198	Preliminary DRAFT Plans & Specs	80 days	Mon 2/6/12	Fri 5/25/12	80		
199	DEP Review & Approval	30 days	Mon 5/28/12	Fri 7/6/12	198		
200	Final Plans & Specs	5 days	Mon 7/9/12	Fri 7/13/12	199		
201	Construction Contract (Invitation For Bid)	67 days	Mon 7/16/12	Tue 10/16/12			
202	Meeting to Discuss Bid Process	0.5 days	Mon 7/16/12	Mon 7/16/12	186,200	DB,KM,JA,DI	
203	Prepare Contract Book, Bid Documents, Ads	5 days	Mon 7/16/12	Mon 7/23/12	202	JA,DW	
204	ERM Admin Approve Contract Book, Bid Documents, Ads	2 days	Mon 7/23/12	Wed 7/25/12	203	DB,KM,REW	
205	Send IFB Ad to Palm Beach Post	0.5 days	Wed 7/25/12	Wed 7/25/12	204	JA,DW	
206	IFB Advertised to Public (Bidding Time Begins)	0 days	Sun 7/29/12	Sun 7/29/12	205FS+1 day		
207	Manage Sale of Bid Documents and Addenda	20 days	Mon 7/30/12	Fri 8/24/12	206	JA,DW,KM	
208	Pre-bid Meeting (Mandatory or Optional)	1 day	Tue 8/7/12	Tue 8/7/12	206FS+8 edays	DW,JA,DB,LI	
209	Pre-bid Site Visit	0.5 days	Tue 8/7/12	Tue 8/7/12	206FS+8 edays	KM	
210	Receive Bids and Bid Opening (Bidding Time Ends)	0.5 days	Mon 8/27/12	Mon 8/27/12	207,208,209	DW,JA,KM	
211	Evaluate Bids (Contract)	8 days	Mon 8/27/12	Thu 9/6/12	210	DW,JA	
212	Evaluate Bids (Technical)	8 days	Mon 8/27/12	Thu 9/6/12	210	KM	
213	Send Bid Info to OSBA for Approval	0.25 days	Mon 8/27/12	Mon 8/27/12	210	DW	
214	Receive OSBA Approval	0 days	Thu 9/6/12	Thu 9/6/12	213FS+8 days		
215	Prepare Intent of Notice to Award Docs & Contract	1 day	Thu 9/6/12	Fri 9/7/12	211,212,214	DW	
216	Review/Approve Notice to Award	2 days	Fri 9/7/12	Tue 9/11/12	215	DB,REW,KM	

Task Summary Rolled Up Progress Group By Summary

Critical Task Rolled Up Task Split Deadline

Progress Rolled Up Critical Task External Tasks

Milestone Rolled Up Milestone Project Summary

19

Central Palm Beach County Erosion Control

Gantt Chart

Last Updated: Wed 6/23/10

ID	Task Name	Duration	Start	Finish	Predecessors	Resource Initials	Ap. S.
217	Notice to Award Posted & Contract Sent	0.25 days	Tue 9/11/12	Tue 9/11/12	216	DW	
218	Award Protest Time Ends	0 days	Tue 9/18/12	Tue 9/18/12	217FS+5 days		
219	Agenda Item	38 days	Mon 7/30/12	Wed 9/19/12			
225	Contractor Receives Contract/Insurance/Bond	0 days	Wed 9/12/12	Wed 9/12/12	217FS+1 day		
226	Receive Signed Contract/Insurance/Bond	0 days	Wed 9/26/12	Wed 9/26/12	225FS+14 edays		
227	Review Contract/Insurance/Bond	2.5 days	Thu 9/27/12	Mon 10/1/12	226	JA,DW	
228	Copy Contract And Send Downtown	0.5 days	Mon 10/1/12	Mon 10/1/12	218,227	sec,stu,SI	
229	Contract Received Downtown	0 days	Tue 10/2/12	Tue 10/2/12	228FS+1 day		
230	BCC Meeting - Contract Approved	1 day	Tue 10/16/12	Tue 10/16/12	224FS+26 edays.		
231	Construction	281.5 days	Thu 10/18/12	Fri 11/15/13			
232	Pre-Construction Meeting	0.5 days	Thu 10/18/12	Thu 10/18/12	230FS+1 day	KM,DB,JA,DI	
233	Receive Submissions From Contractor	0 days	Thu 11/1/12	Thu 11/1/12	232FS+14 edays		
234	Review Submissions/Prepare And Send NTP	2 days	Thu 11/1/12	Mon 11/5/12	233	KM,DB,JA,LV	
235	Notice To Proceed	0 days	Mon 11/5/12	Mon 11/5/12	234		
236	Commencement	0 days	Thu 11/15/12	Thu 11/15/12	235FS+10 edays		
237	Construction	365 edays	Thu 11/15/12	Fri 11/15/13	236	KM	
238	Contract Administration	520 days	Thu 12/27/12	Thu 12/25/14			
239	Invoice Processing	103.75 days	Thu 12/27/12	Wed 5/22/13			
295	Contract Closeout	289 days	Fri 11/15/13	Thu 12/25/14			
319	Pre & Post Construction Monitoring (TBD)	856 days	Thu 6/2/11	Sun 9/14/14			
320	Biological monitoring (TBD)	1200 edays	Thu 6/2/11	Sun 9/14/14	75		
321	Physical Monitoring (TBD)	1200 edays	Thu 6/2/11	Sun 9/14/14	75		
322	Quarterly Reports	309 days?	Mon 10/19/09	Tue 1/18/11			
323	Q3 2009	1 day	Mon 10/19/09	Mon 10/19/09			
324	Q4 2009	1 day	Tue 1/19/10	Tue 1/19/10	323FS+90 edays		
325	Q1 2010	1 day	Tue 4/20/10	Tue 4/20/10	324FS+90 edays		
326	Q2 2010	1 day	Tue 7/20/10	Tue 7/20/10	325FS+90 edays		
327	Q3 2010	1 day?	Tue 10/19/10	Tue 10/19/10	326FS+90 edays		
328	Q4 2010	1 day?	Tue 1/18/11	Tue 1/18/11	327FS+90 edays		

Task		Summary		Rolled Up Progress		Group By Summary	
Critical Task		Rolled Up Task		Split		Deadline	
Progress		Rolled Up Critical Task		External Tasks			
Milestone		Rolled Up Milestone		Project Summary			

20

South Lake Worth Inlet Management Plan Implementation
5 year estimated project costs
10 year estimated project schedule

Year	Phase	Description	Federal	Total Cost	State	Local
2011-2012	monitoring	sand trap, physical profiles, sea turtle, SAV	\$0	\$106,000	\$53,000	\$53,000
2012-2013	monitoring	sand trap, physical profiles, sea turtle, SAV	\$0	\$106,000	\$53,000	\$53,000
2013-2014	monitoring	sand trap, physical profiles, sea turtle, SAV	\$0	\$125,000	\$62,500	\$62,500
	Construction	dredging of sand trap, placement on	\$0	\$500,000	\$250,000	\$250,000
2014-2015	monitoring	sand trap, physical profiles, sea turtle, SAV	\$0	\$110,000	\$55,000	\$55,000
2015-2016	monitoring	sand trap, physical profiles, sea turtle, SAV	\$0	\$110,000	\$55,000	\$55,000
2016-2017	monitoring	sand trap, physical profiles, sea turtle, SAV				
2017-2018	monitoring	sand trap, physical profiles, sea turtle, SAV				
2018-2019	monitoring	sand trap, physical profiles, sea turtle, SAV				
2019-2020	monitoring	sand trap, physical profiles, sea turtle, SAV				

SLWI Sand Trap Dredging

ID	Task Name	Duration	Start	Finish	Predecessors
1	Funding	175 days	Fri 7/1/11	Thu 3/1/12	
2	CP funding request	4 days	Fri 7/1/11	Wed 7/6/11	
3	Admin review	8 mons	Thu 7/7/11	Wed 2/15/12	2
4	BCC approval	11 days	Thu 2/16/12	Thu 3/1/12	3
5	Design	258 days?	Fri 3/2/12	Tue 2/26/13	
6	Survey	74 days	Fri 3/2/12	Wed 6/13/12	
7	task order	10 days	Fri 3/2/12	Thu 3/15/12	4
8	survey and volume calculations	63 days	Fri 3/16/12	Tue 6/12/12	7
9	survey review	1 day	Wed 6/13/12	Wed 6/13/12	8
10	Engineering	184 days	Thu 6/14/12	Tue 2/26/13	
11	revise dredge template	34 days	Thu 6/14/12	Tue 7/31/12	9
12	tech specs	150 days	Wed 8/1/12	Tue 2/26/13	9,11
13	Pre-Construction Monitoring	5 days?	Fri 2/1/13	Thu 2/7/13	
14	Task order	1 day	Fri 2/1/13	Fri 2/1/13	
15	Sea turtle/seagrass surveys	3 days	Mon 2/4/13	Wed 2/6/13	14
16	Final report	1 day?	Thu 2/7/13	Thu 2/7/13	15
17	Interlocal Agreement - City of Boynton	75 days	Thu 1/5/12	Wed 4/18/12	
18	Write agreement	16 days	Thu 1/5/12	Thu 1/26/12	
19	Asst co attorney approval	3 days	Fri 1/27/12	Tue 1/31/12	18
20	Submit to City of Boynton for approval	18 days	Wed 2/1/12	Fri 2/24/12	19
21	BCC Approval	30 days	Wed 2/29/12	Tue 4/10/12	20FS+2 days
22	Executed original to City of Boynton	6 days	Wed 4/11/12	Wed 4/18/12	21
23	Interlocal Agreement - FIND	73 days	Tue 9/4/12	Thu 12/13/12	
24	Write agreement	16 days	Tue 9/4/12	Tue 9/25/12	
25	Asst co attorney approval	16 days	Wed 9/26/12	Wed 10/17/12	24
26	Submit to FIND for approval	4 days	Fri 10/19/12	Wed 10/24/12	25FS+1 day
27	BCC Approval	30 days	Thu 10/25/12	Wed 12/5/12	26
28	Executed original to FIND	6 days	Thu 12/6/12	Thu 12/13/12	27
29	Grant - FIND	164 days	Fri 3/2/12	Wed 10/17/12	
30	Prepare and submit FIND application	21 days	Fri 3/2/12	Fri 3/30/12	
31	Process resolution to BCC	24 days	Mon 4/2/12	Thu 5/3/12	30
32	Grants awarded by FIND	112 days	Fri 5/4/12	Mon 10/8/12	31
33	Process FIND grant contract	7 days	Tue 10/9/12	Wed 10/17/12	32
34	DEP Permit Mod/Notice to Proceed	140 days	Mon 3/12/12	Fri 9/21/12	
35	Submittals to DEP/RAI #1 Received	24 days	Mon 3/12/12	Thu 4/12/12	
36	RAI#1 ERM Response	67 days	Fri 4/13/12	Mon 7/16/12	35
37	RAI#2 Received	1 day	Tue 8/14/12	Tue 8/14/12	36FS+20 days
38	Seagrass Survey/Report completed	22 days	Wed 8/15/12	Thu 9/13/12	37
39	RAI#2 ERM Response	1 day	Fri 9/14/12	Fri 9/14/12	38
40	Permit Mod Issued	5 days	Mon 9/17/12	Fri 9/21/12	39
41	Construction Contract	84 days	Wed 2/27/13	Mon 6/24/13	
42	ERM notify OSBA	3 days	Wed 3/6/13	Fri 3/8/13	12FS+5 days
43	Prepare IFB	13 days	Wed 2/27/13	Fri 3/15/13	12
44	Send Ad to Paper	1 day	Wed 3/20/13	Wed 3/20/13	43
45	Advertise to Bid	2 days	Sun 3/24/13	Sun 3/31/13	44
46	Pre-bid Site Visit	0 days	Tue 4/9/13	Tue 4/9/13	45FS+7 days
47	Mandatory Pre-bid Meeting	0 days	Tue 4/9/13	Tue 4/9/13	46SS
48	IFB Quality Assurance	23 days	Thu 3/21/13	Mon 4/22/13	44
49	Bid Opening	0 days	Tue 4/23/13	Tue 4/23/13	45SS+30 edays
50	ERM Bid Evaluation	4 days	Wed 4/24/13	Mon 4/29/13	49FS+1 day
51	OSBA Bid Evaluation	3 days	Wed 4/24/13	Fri 4/26/13	49FS+1 day
52	Intent Notice to Award & Send Contract	1 day	Tue 4/30/13	Tue 4/30/13	50
53	Bid Posting	5 days	Wed 5/1/13	Tue 5/7/13	52
54	Contractor Sign/Insurance/Bond	12 days	Wed 5/1/13	Thu 5/16/13	52
55	Review Contract/Insurance/Bond	5 days	Tue 5/21/13	Mon 5/27/13	54FS+2 days
56	Board Item Review Downtown	14 days	Tue 5/28/13	Fri 6/14/13	55
57	BCC Meeting	1 day	Mon 6/17/13	Mon 6/17/13	56
58	Pre-Construction Meeting	1 day	Mon 6/24/13	Mon 6/24/13	57FS+4 days
59	Notice To Proceed Issued	1 day	Mon 6/24/13	Mon 6/24/13	58SS
60	Construction	108 days	Mon 6/24/13	Thu 11/21/13	
61	Commencement Date	0 edays	Thu 7/4/13	Thu 7/4/13	59FS+10 edays
62	mobilize	10 edays	Mon 6/24/13	Thu 7/4/13	59
63	dredge & demobilize from beach	50 edays	Thu 7/4/13	Fri 8/23/13	61
64	Subst. Completion - surveys & demobilize	110 edays	Thu 7/4/13	Tue 10/22/13	61
65	Final Completion	30 edays	Tue 10/22/13	Thu 11/21/13	64
66	Contract Close-Out	4 days	Thu 10/24/13	Tue 10/29/13	
67	as-built review	3 days	Thu 10/24/13	Mon 10/28/13	63
68	CRC approval	1 day	Tue 10/29/13	Tue 10/29/13	67
69	Post-Construction Monitoring Report	10 days	Fri 11/22/13	Thu 12/5/13	60
70	Monitoring report to Corps - Jax	10 days	Fri 11/22/13	Thu 12/5/13	

22

SLWI Sand Trap Dredging

ID	Task Name	Duration	Start	Finish	Predecessors
71	Monitoring report to NMFS	10 days	Fri 11/22/13	Thu 12/5/13	
72	Monitoring report to Corps - WPB	10 days	Fri 11/22/13	Thu 12/5/13	
73	6-Month Monitoring	10 days	Wed 5/21/14	Tue 6/3/14	60FS+128 days
74	Monitoring report to Corps - Jax	10 days	Wed 5/21/14	Tue 6/3/14	
75	Monitoring report to NMFS	10 days	Wed 5/21/14	Tue 6/3/14	
76	Monitoring report to Corps - WPB	10 days	Wed 5/21/14	Tue 6/3/14	
77	12-Month Monitoring	10 days	Wed 11/19/14	Tue 12/2/14	60FS+258 days
78	Monitoring report to Corps - Jax	10 days	Wed 11/19/14	Tue 12/2/14	
79	Monitoring report to NMFS	10 days	Wed 11/19/14	Tue 12/2/14	
80	Monitoring report to Corps - WPB	10 days	Wed 11/19/14	Tue 12/2/14	
81	Quarterly Reports to DEP	261 days	Wed 2/1/06	Wed 1/31/07	
82	4th Qtr 2011	1 day	Wed 2/1/06	Wed 2/1/06	
83	1st Qtr 2012	1 day	Wed 5/3/06	Wed 5/3/06	82FS+64 days
84	2nd Qtr 2012	1 day	Wed 8/2/06	Wed 8/2/06	83FS+64 days
85	3rd Qtr 2012	1 day	Wed 11/1/06	Wed 11/1/06	84FS+64 days
86	4th Qtr 2012	1 day	Wed 1/31/07	Wed 1/31/07	85FS+64 days
87	Quarterly Reports to FIND for Grant	240 days	Wed 11/20/13	Tue 10/21/14	
88	1st Qtr 2014 & project completion report	240 days	Wed 11/20/13	Tue 10/21/14	64FS+20 days
89	Reimbursements	10 days	Wed 10/23/13	Tue 11/5/13	
90	FIND interlocal - route and send	10 days	Wed 10/23/13	Tue 11/5/13	64
91	FIND grant - route and send	10 days	Wed 10/23/13	Tue 11/5/13	64
92	City of Boynton - route and send	10 days	Wed 10/23/13	Tue 11/5/13	64

23

Ocean Ridge Shore Protection Project

5 year estimated project costs

10 year estimated project schedule

Year	Phase	Description	Total Cost	Federal	State	Local
2011-2012	PED	LRR; geo-tech, sand search; PCA	\$500,000	\$269,000	\$115,500	\$115,500
	Monitoring	post const physical, reef, sea turtle, shorebird	\$213,000	\$114,594	\$49,203	\$49,203
2012-2013	PED	LRR, permitting (JCP/COE)	\$200,000	\$107,600	\$46,200	\$46,200
	Monitoring	post const physical, reef, sea turtle, shorebird	\$200,000	\$107,600	\$46,200	\$46,200
2013-2014	PED	permitting (JCP/COE)	\$200,000	\$107,600	\$46,200	\$46,200
	Monitoring	pre const physical, reef, sea turtle, shorebird	\$200,000	\$107,600	\$46,200	\$46,200
2014-2015	Construction	dredge and fill	\$10,000,000	\$5,380,000	\$2,310,000	\$2,310,000
	Monitoring	pre/post const physical, reef, sea turtle, shorebird	\$300,000	\$161,400	\$69,300	\$69,300
2015-2016	Monitoring	post construction physical, reef, sea turtle, shorebird	\$300,000	\$161,400	\$69,300	\$69,300
2016-2017	Monitoring	post construction physical, reef, sea turtle, shorebird				
2017-2018	Monitoring	post construction physical, reef, sea turtle, shorebird				
2018-2019	Monitoring	post construction physical, reef, sea turtle, shorebird				
2019-2020	Monitoring	pre construction physical, reef, sea turtle, shorebird				
2020-2021	Monitoring	post construction physical, reef, sea turtle, shorebird				

Ocean Ridge SPP 3

ID	Task Name	Duration	Start	Finish
0	Ocean Ridge SPP 3	1808 days	Mon 11/3/08	Mon 11/2/15
1	Consultant Services	168 days	Mon 3/1/10	Wed 10/20/10
2	Prepare/Negotiate Contract	90 days	Mon 3/1/10	Fri 7/2/10
3	Coordinate Contract w/ DEP	10 days	Mon 7/5/10	Fri 7/16/10
4	Sign Contract/Task Order	21 days	Mon 7/19/10	Mon 8/16/10
5	Seismic/Side Scan/Mag Surveys	2 days	Tue 8/17/10	Wed 8/18/10
6	Vibracore Permits/ Survey/Sediment Analysis	30 days	Thu 8/19/10	Wed 9/29/10
7	Define Borrow Area Limits	15 days	Thu 9/30/10	Wed 10/20/10
8	Cultural Resources Investigation	30 days	Thu 8/19/10	Wed 9/29/10
9	Archeologist Interprets Mag Data	15 days	Thu 8/19/10	Wed 9/8/10
10	Cultur Res Rep Submit to/Approved by SHPO	15 days	Thu 9/9/10	Wed 9/29/10
11	Cultur Res Rep Submit to/Approved by COE	15 days	Thu 9/9/10	Wed 9/29/10
12	FDEP Permits	672 days	Fri 1/2/09	Wed 8/17/11
13	Joint Coastal Permit Application	22 days	Thu 10/21/10	Fri 11/19/10
14	RAI 1/Response	35 days	Mon 11/22/10	Fri 1/7/11
15	RAI 2/Response	35 days	Mon 1/10/11	Fri 2/25/11
16	RAI 3/Response	35 days	Mon 2/28/11	Fri 4/15/11
17	Notice of Intent to Issue	22 days	Mon 4/18/11	Tue 5/17/11
18	Publish Notice of Intent to Issue	22 days	Wed 5/18/11	Thu 6/16/11
19	Process Permit	22 days	Fri 6/17/11	Mon 7/18/11
20	State Sovereign Subm Lands Easement Applic	40 days	Fri 1/2/09	Mon 3/2/09
21	BCC Signs Easement	22 days	Tue 7/19/11	Wed 8/17/11
22	USACE Permit Process	229 days	Thu 10/21/10	Tue 9/6/11
23	Permit Application	20 days	Thu 10/21/10	Wed 11/17/10
24	Request for Additional Information/Response	90 days	Thu 11/18/10	Wed 3/23/11
25	Review/Public Notice/Response	60 days	Thu 3/24/11	Wed 6/15/11
26	Evaluate Response/Statement of Findings (SOF	30 days	Thu 6/16/11	Wed 7/27/11
27	USACE permit	14 days	Thu 8/18/11	Tue 9/6/11
28	Federal Funding	814 days	Mon 3/9/09	Thu 5/3/12
29	Letter to COE on decision doc for next nourishm	1 day	Mon 3/9/09	Mon 3/9/09
30	COE Response	69 days	Tue 3/10/09	Mon 6/15/09
31	Proposal Requested from Consultant	1 day	Mon 3/1/10	Mon 3/1/10
32	Consultant Proposal to FDEP for Approval	20 days	Tue 3/2/10	Mon 3/29/10
33	Task Order Approved by BCC	59 days	Tue 3/30/10	Fri 6/18/10
34	Consultant Submits Draft LRR	90 days	Mon 6/21/10	Fri 10/22/10
35	Send LRR to COE	10 days	Mon 10/25/10	Fri 11/5/10
36	COE Comments	30 days	Mon 11/8/10	Fri 12/17/10
37	Revise LRR and Send to COE	37 days	Mon 12/20/10	Tue 2/8/11
38	COE Sends LRR to COE Atlanta (SAD)	8 days	Wed 2/9/11	Fri 2/18/11
39	SAD Approves LRR	60 days	Mon 2/21/11	Fri 5/13/11
40	Provide Financial Plan to COE	10 days	Mon 5/16/11	Fri 5/27/11
41	District Engineer Finding of Financial Capability	45 days	Mon 5/30/11	Fri 7/29/11
42	Draft PCA Amendment Prepared	60 days	Mon 8/1/11	Fri 10/21/11
43	Draft Amendment Negotiated With COE	30 days	Mon 10/24/11	Fri 12/2/11
44	Approve Draft PCA Amendment	23 days	Mon 12/5/11	Wed 1/4/12
45	Draft PCA Amendment Sent to SAD/CECW	25 days	Thu 1/5/12	Wed 2/8/12
46	PCA Amendment Approved by USACE HQ	60 days	Thu 2/9/12	Wed 5/2/12
47	ASA (CW) Executes PCA Amendment	1 day	Thu 5/3/12	Thu 5/3/12
48	State Funding	46 days	Mon 11/3/08	Tue 1/13/09
49	Submit Application to DEP	20 days	Mon 11/3/08	Wed 12/3/08
50	DEP Review	10 days	Thu 12/4/08	Wed 12/17/08
51	County Review/Sign Agreement	16 days	Thu 12/18/08	Tue 1/13/09
52	Plans & Specifications	130 days	Wed 9/7/11	Tue 3/6/12
53	Prepare Plans	60 days	Wed 9/7/11	Tue 11/29/11
54	Write Specifications	40 days	Wed 9/7/11	Tue 11/1/11
55	Sponsor Provides P&S to SAJ with ITR	10 days	Wed 11/30/11	Tue 12/13/11
56	SAJ Completes Review and Approval of P&S	60 days	Wed 12/14/11	Tue 3/6/12
57	Construction Contract (Invitation For Bid)	58 days	Fri 5/4/12	Tue 7/24/12
75	Agenda Item	35 days	Wed 7/25/12	Tue 9/11/12
76	Prepare Agenda Item (Draft)	10 days	Wed 7/25/12	Tue 8/7/12
77	Prepare Agenda Item (Final)	1 day	Wed 8/8/12	Wed 8/8/12
78	Review Agenda Item (Final)	1 day	Thu 8/9/12	Thu 8/9/12
79	Copy and Send Agenda Item/Contract Book	1 day	Fri 8/10/12	Fri 8/10/12
80	OFMB Receives Agenda Item/Contract Book	1 day	Mon 8/13/12	Mon 8/13/12
81	Contractor Receives Contract/Insurance/Bond	1 day	Wed 7/25/12	Wed 7/25/12
82	Receive Signed Contract/Insurance/Bond	1 day	Thu 8/9/12	Thu 8/9/12
83	Review Contract/Insurance/Bond	2.5 days	Fri 8/10/12	Tue 8/14/12
84	Copy Contract And Send Downtown	0.5 days	Tue 8/14/12	Tue 8/14/12
85	Contract Received Downtown	0 days	Wed 8/15/12	Wed 8/15/12
86	BCC Meeting - Contract Approved	1 day	Tue 9/11/12	Tue 9/11/12
87	Construction	79 days	Wed 9/12/12	Mon 12/31/12
88	Pre-Construction Meeting	2 days	Wed 9/12/12	Thu 9/13/12
89	Receive Submissions From Contractor	10 days	Fri 9/28/12	Thu 10/11/12
90	Review Submissions/Prepare And Send NTP	5 days	Fri 10/12/12	Thu 10/18/12
91	Notice To Proceed	0 days	Thu 10/18/12	Thu 10/18/12
92	Commencement	1 day	Thu 11/1/12	Thu 11/1/12
93	Construction	2 mons	Fri 11/2/12	Thu 12/27/12
94	Demobilization	2 days	Fri 12/28/12	Mon 12/31/12
95	Contract Administration	308 days	Sat 12/1/12	Wed 2/5/14
96	Invoice Processing	103.75 days	Sat 12/1/12	Thu 4/25/13
152	Contract Closeout	289 days	Thu 12/27/12	Wed 2/5/14
176	Monitoring	1770 days	Fri 1/2/09	Mon 11/2/15
177	Pre-construction physical/environmental monitor	15 days	Fri 1/2/09	Fri 1/23/09
178	Pre-con sea turtle/shorebird monitoring	175 days	Thu 3/1/12	Wed 10/31/12
179	Construction monitoring (turbidity, etc)	2 mons	Fri 11/2/12	Thu 12/27/12
180	Post-construction physical/environmental monitc	10 days	Fri 12/28/12	Thu 1/10/13
181	Post-con sea turtle/shorebird monitoring	697 days	Fri 3/1/13	Mon 11/2/15
182	FDEP Quarterly Reports	1106 days	Thu 1/15/09	Mon 4/29/13

25