

Agenda Item #:
Time Certain: 1:00

**PALM BEACH COUNTY
BOARD OF COUNTY COMMISSIONERS**

WORKSHOP SUMMARY

Meeting Date: 09/25/12

Department: PALM BEACH COUNTY CRIMINAL JUSTICE COMMISSION

I. EXECUTIVE BRIEF

Title: Presentation by members of the Criminal Justice Commission (CJC) regarding the Youth Violence Prevention Project, specifically the Youth Empowerment Centers.

Summary: In response to concerns that some of the centers may be closing, the Board of County Commissioners (BCC) during the August 14, 2012 meeting, directed the CJC to present a report on the status of the Youth Empowerment Centers. The CJC has prepared a presentation describing the financial contributions of the county and the municipalities since inception; the numbers of youth served and activities of the five Youth Empowerment Centers; and the effectiveness of these programs. Countywide (PGE)

Background and Policy Issues: The Youth Violence Prevention Project was created at the direction of the BCC in 2005. The comprehensive approach works with the four components of the criminal justice system and in partnership with five target cities. The project consists of law enforcement operations, justice service center for ex-offenders, and 5 youth empowerment centers. The Youth Empowerment Centers are located in Riviera Beach, West Palm Beach, Lake Worth, Boynton Beach, and Belle Glade. They were identified based on highest concentration of juvenile offenders and violent firearm offender's addresses. Initially, the primary source of funding was ad valorem, as that funding and grant funds have diminished the cities increased their support of the Centers. Ad valorem funded ended in FY 2010. All five Centers are operational to-date but on a reduced scale. In addition, the CJC received a \$325,000 gang prevention grant to enhance the Centers; however, those interlocal agreements expire on September 30, 2012.

Attachments:

1. Youth Empowerment Center Presentation
2. History of Funding

Recommended by:


Department Director


Date

Approved By:


County Administration


Date

II. FISCAL IMPACT ANALYSIS

A. Five Year Summary of Fiscal Impact:

Fiscal Years	20 <u>12</u>	20 <u>13</u>	20 <u>14</u>	20 <u>15</u>	20 <u>16</u>
Capital Expenditures	_____	_____	_____	_____	_____
Operating Costs	_____	_____	_____	_____	_____
External Revenues	_____	_____	_____	_____	_____
Program Income (County)	_____	_____	_____	_____	_____
In-Kind Match (County)	_____	_____	_____	_____	_____
NET FISCAL IMPACT	_____	_____	_____	_____	_____
No. ADDITIONAL FTE POSITIONS (Cumulative)	_____	_____	_____	_____	_____


Is Item Included In Current Budget? Yes _____ No _____
 Budget Account No.: Fund _____ Department _____ Unit _____
 Object _____ Reporting Category _____

B. Recommended Sources of Funds/Summary of Fiscal Impact:
 There is no fiscal impact related to this agenda item.


C. Departmental Fiscal Review: *mg 9/18/12*

III. REVIEW COMMENTS

A. OFMB Fiscal and/or Contract Dev. and Control Comments:




 OFMB *eligible cc 9/18/12*



 Contract Dev. and Control

B. Legal Sufficiency:



 Assistant County Attorney

C. Other Department Review:

 Department Director



Youth Violence Prevention Project: Status Check - Year 5

September 25, 2012

Palm Beach County

Criminal Justice Commission

Project Strategic Components for 2011

- Prevention: Youth Empowerment Centers (YECs)
- Corrections: Justice Service Center
- Law Enforcement & Courts

Prevention: Summary

- 94% of YEC participants were not arrested after attending YEC structured programs (2010)
- The majority of YEC participants are from the top 10 DJJ referral zip codes
- A correlation exists between longevity and frequency of participation at YECs to reducing youth violence

Prevention: Summary (cont'd)

- The average age of new 2011 participants was 14; males made up 39%, slightly less than 2010; and 74% of participants had 'black' listed for race
- YECs provided 1,526 structured program sessions to 1,116 participants in 2011, focusing on areas such as: education, employment, life skills, volunteerism, recreation, and mentoring

2011 Youth Participants

	2011 Registrants	Returning from 2010	Total
Belle Glade	75	11	86
Boynton Beach	139	34	173
Lake Worth	37	46	83
Riviera Beach	81	42	123
West Palm Beach	521	130	651
Total	853	263	1116

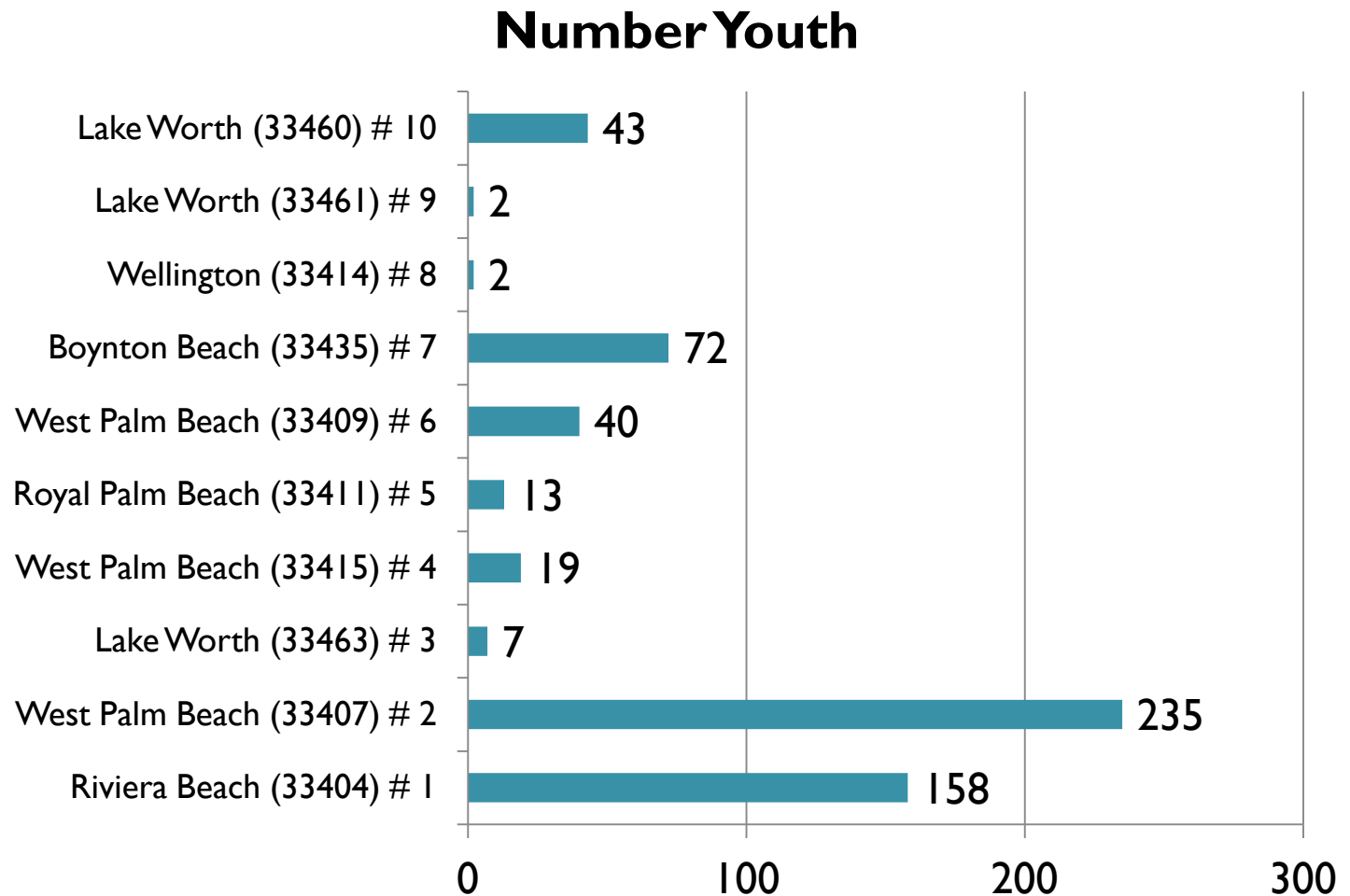
Source: Youth Empowerment Center monthly reports, 2011

Median Age Youth Participants

YEC Location	2008	2009	2010	2011	2012
Belle Glade	.	14	14	14	13
Boynton Beach	14	15	16	16	15
Lake Worth	13	14	15	14	14
Riviera Beach	15	13	13	15	15
West Palm Beach	14	16	16	16	13

Source: Youth Empowerment Center monthly reports, 2011

Number of Youth Participants from Top 10 DJJ Referral Zip Codes

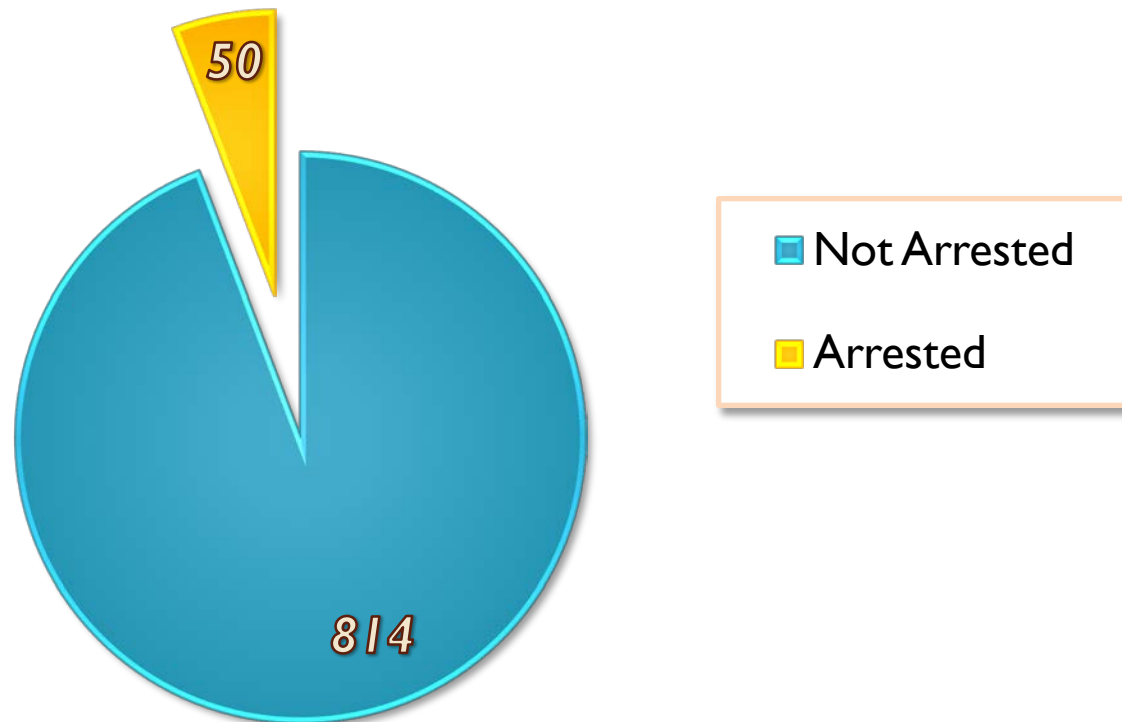


Source: Youth Empowerment Center monthly reports, 2011

*Youth participating at empowerment centers that did not provide a zip code for registration purposes are not counted in this figure.

Prevention: Youth Empowerment Centers

Participants Arrested After 2010 Involvement



Source: Florida Department of Law Enforcement

Future of the Project

- Many changes have occurred that will likely impact the Project and youth violence in Palm Beach County:
 - Belle Glade YEC plans to close Sept 30, 2012 due to lack of funding.
 - Lake Worth YEC is capped at serving 25 youth and plans to close in early 2013.
 - CJC competitive grant funds are scheduled to sunset September 2012; pending grant applications would be negatively impacted by YEC closings.
 - The multiagency Gang Task Force has dwindled to PBSO and FHP.
 - There has been a significant increase in violent/gun crimes in the “hot spot” communities.

Firearm Related Homicides

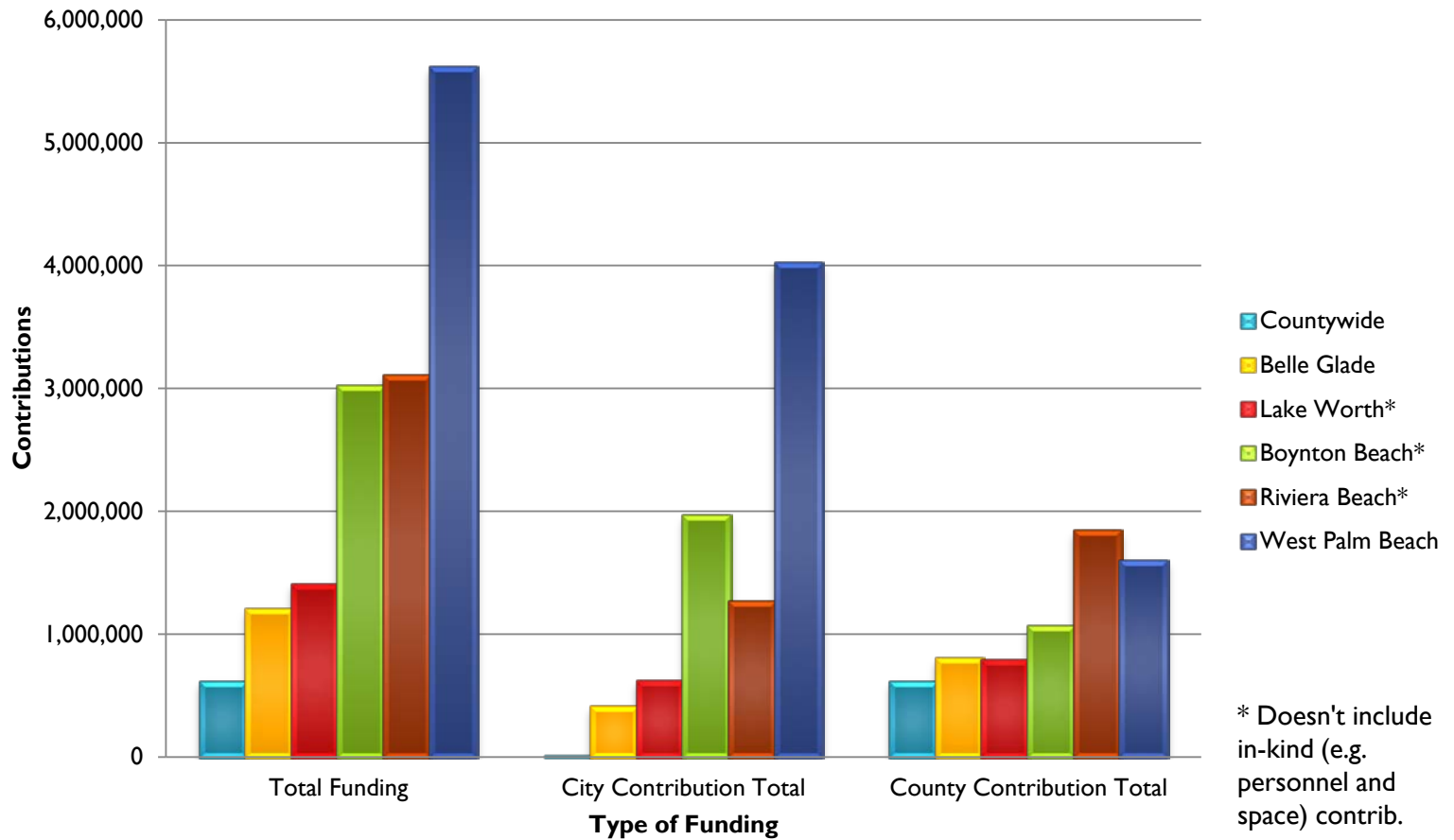
January 1st - September 19th
2011-2012



Source: Medical Examiner's Office, 2012

History of Funding

Funding History for Fiscal Years 2007-2013



CJC Grant Applications Awarded and Pending

Pending:

- Department of Juvenile Justice, Title V - \$70,730
- OJJDP FY 2012 2nd Chance Act Juvenile Offender Reentry Program for Demonstration Projects - \$750,000
- Robert Wood Johnson - \$500,000

Awarded:

- OJJDP 2010 Gang Prevention and Intervention - \$250,000

Options

1. Reinvest in the Youth Violence Prevention Project at the 2009 funding level for the entire Project, including all components, \$1.7 m.
2. Fund Youth Empowerment Centers at their requested level, total of \$651,000.
3. Fund Youth Empowerment Centers at 80% of their requested level \$520,000, ask the cities to increase their contribution an additional 20%.

Youth Violence Prevention Project (Project)

History of Funding

City	City Contribution							County Contribution						
	FY 07	FY 08	FY 09	FY10	FY 11	FY12	FY 13 Budgeted	FY 07 Ad valorem	FY 08 Ad valorem	FY 09 Ad valorem	FY 10 CJC grant funding	FY11	FY 12 CJC-DOJ grant funding	FY 13
Riviera Beach (YEC and JSC)	500,000	175,000*	105,600*	175,000*	100,000*	107,000*	100,000*	523,874	429,405	426,534	211,756	211,756	34,590	0
West Palm Beach	804,286	699,304	561,193	561,193	453,382	466,242	470,000	464,355	397,531	340,545	161,500	161,500	71,352	0
Lake Worth	0	122,500	122,500	122,500	83,000	83,000	83,000	111,153	173,440	168,500	132,585	132,585	71,352	0
Boynton Beach	500,000	500,000	380,000	380,000	75,000*	75,000*	50,000*	154,949	282,218	268,729	139,950	139,950	71,352	0
Belle Glade	0	78,235	78,235	78,235	109,329	38,985	19,582	0	0	348,977 (balance rolled over to FY 10-12)	188,000	188,000	71,352	0
Countywide	N/A	N/A	N/A	N/A	N/A	N/A	N/A	278,560	45,570	135,268	75,000	75,000	0	0
Total	1,804,286	1,575,039	1,247,528	1,316,928	820,711	770,227	722,582	1,532,891	1,328,164	1,688,553	908,791	908,791	319,998	0

* Cash only, doesn't include in-kind contribution such as personnel, space, supervision, other staff support