

II. FISCAL IMPACT ANALYSIS

A. Five Year Summary of Fiscal Impact:

Fiscal Years	2012	2013	2014	2015	2016
Capital Expenditures	_____	_____	_____	_____	_____
Operating Costs	_____	_____	_____	_____	_____
External Revenues	_____	_____	_____	_____	_____
Program Income (County)	_____	_____	_____	_____	_____
In-Kind Match (County)	_____	_____	_____	_____	_____
NET FISCAL IMPACT	<u>_____</u>	<u>_____</u>	<u>_____</u>	<u>_____</u>	<u>_____</u>
# ADDITIONAL FTE POSITIONS (Cumulative)	_____	_____	_____	_____	_____

Is Item Included in Current Budget: Yes _____ No _____

Budget Account No: Fund _____ Dept _____ Unit _____ Object _____
 Program _____

B. Recommended Sources of Funds/Summary of Fiscal Impact:

No Fiscal Impacts.

W 11.29.12

C. Departmental Fiscal Review: _____

III. REVIEW COMMENTS

A. OFMB Fiscal and/or Contract Development Comments:

OFMB *[Signature]* 12/4/2012 *[Signature]* 12/10/12
 Contract Development and Control
12-10-12 B Wheeler

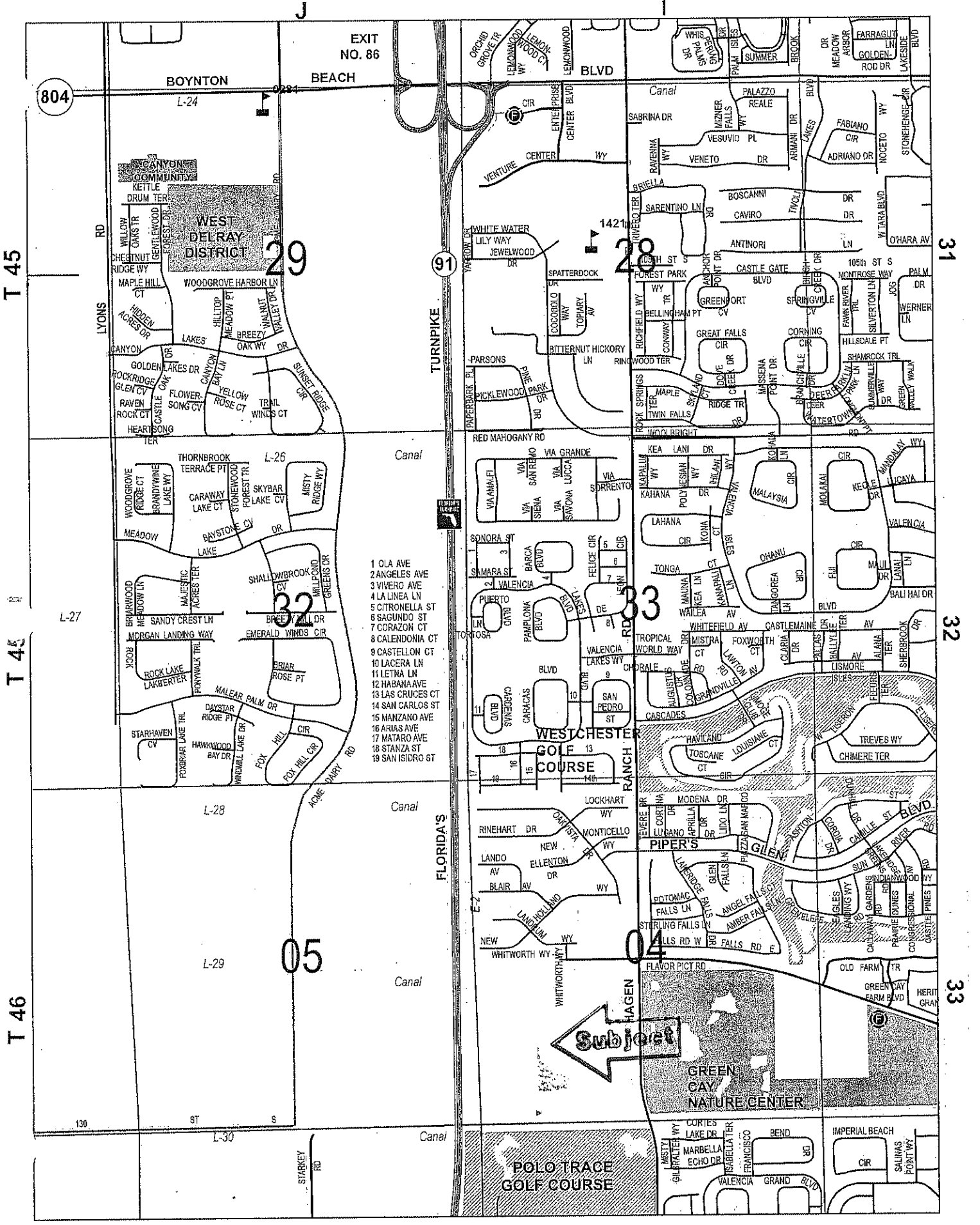
B. Legal Sufficiency:

[Signature] 12/12/12
 Assistant County Attorney

C. Other Department Review:

 Department Director

This summary is not to be used as a basis for payment.



- 1 OLA AVE
- 2 ANGELES AVE
- 3 VIVERO AVE
- 4 LA LINEA LN
- 5 CITRONELLA ST
- 6 SAGUNDO ST
- 7 CORAZON CT
- 8 CALENDONIA CT
- 9 CASTELLON CT
- 10 LACERA LN
- 11 LETNA LN
- 12 HABANA AVE
- 13 LAS CRUCES CT
- 14 SAN CARLOS ST
- 15 MANZANO AVE
- 16 ARIAS AVE
- 17 MATARO AVE
- 18 STANZA ST
- 19 SAN ISIDRO ST

Subject

LOCATION MAP

Handwritten signature or initials.

**FIRST AMENDMENT
TO
PALM BEACH COUNTY
LEASE AGREEMENT**

between

**PALM BEACH COUNTY,
a political subdivision of the State of Florida**

and

**VERIZON WIRELESS PERSONAL COMMUNICATIONS LP,
a Delaware limited partnership
d/b/a Verizon Wireless**

Exhibit:

Exhibit "C-1" - Equipment Specifications
Exhibit "D-1" - Rooftop Site Plan
Exhibit "E-1" - Photo Simulations
Exhibit "F-1" - Frequencies

**FIRST AMENDMENT TO
LEASE AGREEMENT**

THIS FIRST AMENDMENT TO LEASE AGREEMENT ("First Amendment"), is made and entered into _____, by and between **PALM BEACH COUNTY**, a political subdivision of the State of Florida, hereinafter referred to as ("County"), and Verizon Wireless Personal Communications LP, a Delaware limited partnership d/b/a Verizon Wireless ("Tenant").

WITNESSETH:

WHEREAS, County and Tenant entered into that certain Lease Agreement dated August 20, 2002 (R2002-1464) (the "Lease"), for the installation, operation, and maintenance of Tenant's communications equipment on the rooftop of the Building as defined in the Lease, which facility is known as the Southern Regional Water Reclamation Facility and is situated on the County-owned property located at 12751 Hagen Ranch Road, Boynton Beach, Florida; and

WHEREAS, the Term of the Lease has been extended through August 19, 2017; and

WHEREAS, both County and Tenant wish to increase the number of Tenant's antennas, modify their respective communications equipment and frequencies, and replace Exhibits "C", "D", "E", and "F" of the Lease to reflect those modifications; and

WHEREAS, County wishes to modify certain other provisions and incorporate certain language into the Lease; and

WHEREAS, County and Tenant acknowledge that updated passing intermodulation studies were performed.

NOW, THEREFORE, in consideration of the mutual covenants and agreements hereinafter set forth, and various other good and valuable consideration, the receipt and sufficiency of which are hereby acknowledged, the parties hereto agree as follows:

1. The foregoing recitals are true and correct and incorporated herein by reference. All defined terms as used in this First Amendment shall have the same meaning and effect as in the Lease.
2. Exhibit "C" of the Lease is hereby replaced with Exhibit "C-1" attached hereto and made a part hereof. After the full execution of this First Amendment, all references to Exhibit "C" in the Lease shall also mean and refer to Exhibit "C-1" attached hereto.
3. Exhibit "D" of the Lease is hereby replaced with Exhibit "D-1" attached hereto and made a part hereof. After the full execution of this First Amendment, all references to Exhibit "D" in the Lease shall mean and refer to Exhibit "D-1" attached hereto.
4. Exhibit "E" of the Lease is hereby replaced with Exhibit "E-1" attached hereto and made a part hereof. After the full execution of this First Amendment, all references to Exhibit "E" in the Lease shall mean and refer to Exhibit "E-1" attached hereto.

5. Exhibit "F" of the Lease is hereby replaced with Exhibit "F-1" attached hereto and made a part hereof. After the full execution of this First Amendment, all references to Exhibit "F" in the Lease shall mean and refer to Exhibit "F-1" attached hereto.

6. Section 2.02 of the Lease is hereby modified to change the date Annual Rent is adjusted to each anniversary of the Rental Commencement Date which the parties agree was established as October 20, 2002.

7. Section 3.01(a) of the Lease is modified to change the number of antennas from six (6) ninety degree (90°) panel antennas to nine (9) panel antennas as set forth in Exhibit "C-1".

8. Section 4.05 of the Lease, is hereby modified to include a prohibition against discrimination on the basis of gender identity or expression, or familial status.

9. Section 6.07 of the Lease is hereby modified to change the mailing address for the Certificate(s) of Insurance to: Palm Beach County, Property & Real Estate Management, Attention Leasing, 2633 Vista Parkway, West Palm Beach, Florida 33411-5605.

10. Section 16.02(b), Notices, is hereby modified to change the addresses for County to:

(b) If to the County at:
Property and Real Estate Management Division
Attention: Director
2633 Vista Parkway
West Palm Beach, Florida 33411-5605

with a copy to:
Palm Beach County Attorney's Office
Attention: Real Estate
301 North Olive Avenue, Suite 601
West Palm Beach, Florida 33401

and
Water Utilities Department
Attention: Director
8100 Forest Hill Boulevard
West Palm Beach, FL 33413

11. Article XI, Access, is hereby modified to add the following:

The Property, which includes the Tenant's Communications Equipment, is identified as a "critical facility" by Palm Beach County Resolution No. R2003-1274, and is therefore subject to a heightened level of security. Any employee, agent, or contractor of Tenant requiring unescorted access to the Property is subject to a fingerprint based criminal history records check and must receive clearance for unescorted access from County as provided for in Palm Beach County Ordinance 2003-030.

12. No provision of the Lease is intended to, or shall be construed to, create any third party beneficiary or to provide any rights to any person or entity not a party to

the Lease, including but not limited to any citizens of County or employees of County or Tenant.

13. Palm Beach County has established the Office of the Inspector General. The Inspector General's authority includes but is not limited to the power to review past, present and proposed County contracts, transactions, accounts and records, to require the production of records, and audit, investigate, monitor, and inspect the activities of the parties or entities with which the County enters into agreements, their officers, agents, employees, and lobbyists in order to ensure compliance with contract specifications and detect corruption and fraud. All parties or entities doing business with the County or receiving County funds shall fully cooperate with the Inspector General including granting the Inspector General access to records relating to the agreement and transaction.


14. Tenant represents that it is an entity registered with the Federal Securities Exchange Commission whose interest is for sale to the general public, and therefore, it is exempt from disclosing its beneficial interest pursuant to Section 286.23 (3) (a) Florida Statutes.

15. Except as modified by this First Amendment, the Lease remains unmodified and in full force and effect and the parties hereby ratify, confirm and adopt the Lease, as amended, in accordance with the terms thereof. This First Amendment is expressly contingent upon the approval of the Palm Beach County Board of County Commissioners, and shall become effective only when signed by all parties and approved by the Palm Beach County Board of County Commissioners.


(THE REMAINDER OF THIS PAGE INTENTIONALLY LEFT BLANK)

IN WITNESS WHEREOF, County and Tenant have executed this First Amendment, or have caused the same to be executed by their duly authorized representatives, as of the day and year first above written.

WITNESS:



Witness Signature

JEAN M MUSA
Print Witness Name


Witness Signature

Susan Long
Print Witness Name

VERIZON WIRELESS PERSONAL COMMUNICATIONS LP, d/b/a Verizon Wireless

By: 
Hans F. Leutenegger
Area Vice President Network

Date: 11/13/2012

(SEAL)

ATTEST:

SHARON R. BOCK
CLERK & COMPTROLLER

By: _____
Deputy Clerk

PALM BEACH COUNTY,
a political subdivision of the State of Florida

By: _____
, Chair

(SEAL)

WITNESSES:

Signature of Witness

Print Name of Witness

Signature of Witness

Print Name of Witness

APPROVED AS TO FORM
AND LEGAL SUFFICIENCY

By: 
Assistant County Attorney

APPROVED AS TO TERMS
AND CONDITIONS


By: 
Audrey Wolf, Director
Facilities Development & Operations

Exhibit "C-1"
Equipment Specifications

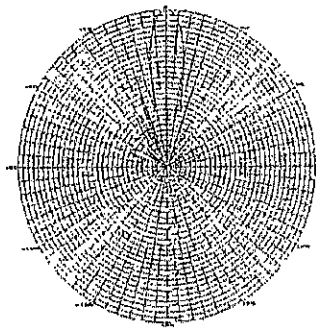



X7-665
Xpol, 65° H-Beam

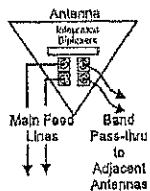
698-800 MHz

Electrical Specifications		Mechanical Specifications	
Frequency	698-800 MHz	Input Connector (female)	Back 7/16 DIN or w/bot. opl.
Polarization	Slant +/- 45	Antenna Dimensions (LxWxD)	72.0 x 12.5 x 7.1 in. (1829 x 318 x 180mm)
Gain @ 698 MHz	15.3 dBi	*Antenna Weight	30.0 lbs
Gain @ 752 MHz	15.6 dBi	Bracket Weight	13.2 lbs
Gain @ 782 MHz	15.8 dBi	Lightning Protection	Direct Ground
Horizontal Beam (3dB Points)	65°	RF Distribution	Printed Microstrip Substrate
Vertical Beam (3dB Points)	10°	Radome	Ultra High-Strength Luran
Elect. Downlift Range, 2° Increments	0-10°	Weatherability	UV Stabilized, ASTM D1925
VSWR / Return Loss	<1.40:1 / 15.6 dB	Radome Water Absorption	ASTM D570, 0.45%
VSWR / Return Loss w/	<1.50:1 / 14.0 dB	Environmental	MIL-STD-810E
Front-to-Back at Horizon	>30 dB	Wind Survival	150 mph
Upper Side Lobe Suppression	<-18 dB	Front Wind Load @100mph	177.4 lbf
Impedance	50 Ohms	Equivalent Flat Plate @100mph	3.6 sq-ft. (c=2)
Power Input Per Connector	500 CW at 800 MHz	Mounting Brackets [919011]	Fits 3.5 Inch Max. O.D. Pipe
Isolation	<-28 dB	Mechanical Downlift Range	0-12°
Intermodulation (2x20W)	<-150 dBc	Clamps/Bolts	Galvanized Steel/Stainless Steel

[Link to Mechanical Drawing](#)



Available with
 Integrated Diplexers to
 reduce mainline cables
 and eliminate separate
 external devices



Recommended Connector Coupling Torque
 7/16 DIN: 220-265 lbf-in (25-30 N-m)

Return Loss at pass-thru port
 into 50Ω load ≥17.7 dB

Ordering Information & Options

- X7-665-x "x" is a placeholder for the built-in fixed electrical downlift in degrees, set to 0, 2, 4, 6, 8 or 10
- X7-665-xi to add the option for integrated diplexers, add "i" to model number
- X7-665-xi-bot for bottom mounted connectors, add "-bot" (otherwise antenna comes standard with back mounted connectors)

*Antenna Weight may vary slightly with options.

Published 082111
 Subject to alteration.

www.cssantenna.com



Exhibit "C-1"
Equipment Specifications

The Flexent CDMA Modular Cell

<u>Parameter</u>	<u>Specification</u>
Sectors	Omni/1,2,3 or 6 sectors
Carriers carriers/sector	Up to 11 carriers PCS, 9 Cellular, 3 per frame from Multi-carrier Ultra.Linear mplifiers
CDMA Channel Elements (CEs) (Maximum Physical)	40 CEs per carrier/sector Up to 360 CEs per cabinet
T1/E1 Facilities cabinet	T1/E1, up to 2 per carrier: A maximum of 6 per
Air Interface Standards plus TSB-74	ANSI-J-STD-008 for 1.9 GHz, T1/E1A 95-A T1/E1A 95-B for 850 MHz cdma2000
Frequency Bands	PCS, Cellular
Vocoders	8 Kbps, 8 Kbps EVRC and 13 Kbps
Environmental Cabinet Housing Core,	Indoor/Outdoor, Weatherized Bellcore GR-487-NEBS, UL50 compliant Full Front Access/Indoor; Front & Rear/Outdoor
Operating Temperature Range	-40C to +46C outdoor -40C to +52C optional outdoor +5C to +40C indoor
Dimensions	72"H x 35"W x 36"D outdoor (1800mm H x 900mm W x 910mm D outdoor) 72"H x 35"W x 28"D indoor (1800mm H x 900mm W x 700mm D indoor)
Weight each	1 carrier 800 lbs. Additional carriers are 100 lbs.
Power Source	24V DC Input. Optional external battery backup
Cabinet Access	Outdoor: Rear access required All access panels equipped with hasps Indoor: Full front access Cabinet can be flush against the wall
Optional Accessories	Technician operator convenience lights Technician convenience 110V power outlets (2 plugs) Heat shield for top of outdoor base station enables operation temperature to +52C

Exhibit "C-1"
Equipment Specifications



Panel 90°/18 dBi

Mechanical specifications

Length	1800 mm	70.9 in.
Width	100 mm	3.9 in.
Depth	50 mm	2.0 in.
Weight	1 kg	2.2 lbs
Equivalent Flat Panel Area		
Frontal	0.180 m ²	0.1938 m ²
Side	0.090 m ²	0.0969 m ²
Rated Wind Velocity (Safety factor 2.0)		
	230 km/h	143 mph
Wind load @ 100 mph (161 km/h)		
Frontal	2195 N	49.35 lbs
Side	1327 N	29.61 lbs
Mounting		
Wall mounted or pole mounted with mounting brackets		
Antenna consisting of aluminum alloy with brass feedlines covered by UV stable glass		
Mounting Bracket	26799997	
Downhill Bracket	26799997	

Electrical specifications

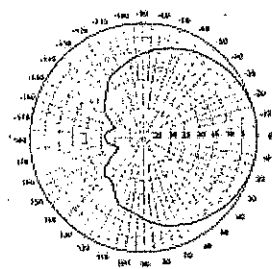
Frequency Range	1850-1990 MHz
Impedance	50Ω
Connector	NE-DIN
VSWR	1.7
Polarization	Vertical
Gain	18 dBi
Power Rating	250 W
Main Power Angle	
HP Plane	90°
EP Plane	5°
Robustness	2
Rain Fall	10%
Lightning Protection	Direct Ground

1900 Capital Drive, Rockford, IL 61109
 Fax: (815) 399-0156 Email: antel@antelinc.com www.antelinc.com

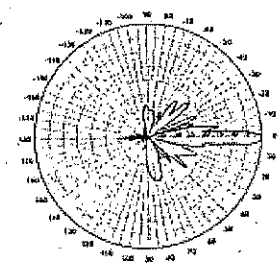
BSA-185090/12 2°

When ordering, replace " " with connector type.

Radiation-pattern (at mid-band)



Horizontal



Vertical

Radiation patterns for all Antel antennas are measured with the antenna mounted on a fiberglass pole;

Mounting on a metal pole will typically improve the Front-to-Back Ratio.



1850-1990 MHz



Antel's Exclusive 3T (True Transmission Line Technology) Antenna Design:

- Single-piece, water-tight brass feedline assembly for consistent performance.
- Unique single-piece feedline design eliminates the need for solder joints in the signal path.
- A non-collinear system with access to every radiating element for broad bandwidth and superior performance.
- Air as insulation for virtually no internal signal loss.

Every Antel antenna is under a five-year limited warranty for repair or replacement.

Antenna can be ordered with bottom-fed or center-fed connector. For center-fed connector, order model number BSA-185090/12CF + connector (NE, E-DIN) + 2°.

Example: BSA-185090/12CF E-DIN 2°

1850-1990 MHz



Toll-Free (888) 417-9562 Tel. (815) 399-0001
 Email: antel@antelinc.com www.antelinc.com

Exhibit "C-1"
Equipment Specifications

Antenna Type: Antel International, Inc. BSA-185090/12__2°

Specifications:

Frequency range	1850-1990 MHz (broadband)
Gain	18dBi
Impedence	50 ohms
VSWR	≤1.4:1
Polarization	Vertical
Front-to-Back ratio	>23 dB
Maximum input power	200 watts (at 50° C)
H-plane beamwidth	90 degrees (half-power)
E-plane beamwidth	5.0 degrees (half-power)
Electrical downtilt	2°
Connector	NE, E-DIN
Weight	9.1 lbs (4.1 kg)
Dimensions	70.9 X 3.9 X 2.0 inches (1800 X 100 X 50 mm)
Equivalent flat plate area	Front 1.938 ft ² (0.180 m ²) Side 0.969 ft ² (0.090 m ²)
Wind survival rating	143 mph (>230 kph) (Safety Factor 2.0)

Ground Cell site equipment will be: Lucent CDMA Modular Cell consisting of:

Outdoor Modular Cell Cabinet	1187 lbs	36 X 35.5 X 72 inches
PowerHouse Cabinet	1747 lbs	33 X 31 X 66 inches
Battery Cabinet (Proposed)	2827 lbs	41 X 28 X 31 inches

Tenant Site Name: Palm Beach County Water Reclamation Facility
Tenant Site No.: 68608

Exhibit "E-1"
Photo Simulations

(Attached)

Tenant is referred to in this Exhibit as "Verizon Wireless" or "V/W".

Exhibit "E-1"
Photo Simulations

Verizon Wireless Antenna Installation

#68608 Palm Beach Waste Water Management



Looking East 1800'± View from Florida's Turnpike taken before installing antenna.




Looking East 1800'± View from Florida's Turnpike taken after installing antenna.

Tenant Site Name: Palm Beach County Water Reclamation Facility
Tenant Site No.: 68608

Exhibit "E-1"
Photo Simulations

Verizon Wireless Antenna Installation

#68608 Palm Beach Waste Water Management



Looking West 200'± View from Property Driveway taken before installing antenna.




Looking West 200'± View from Property Driveway taken after installing antenna.




Exhibit "E-1"
Photo Simulations

Verizon Wireless Antenna Installation

#68608 Palm Beach Waste Water Management



Looking West 1000'± View from Hagen Ranch Road taken before installing antennas.



Looking West 1000'± View from Hagen Ranch Road taken after installing antennas.



Kimley-Horn
and Associates, Inc.

Exhibit "F-1"
Frequencies

Tenant is also referred to in this Exhibit as "Verizon Wireless".

PALM BEACH COUNTY ELECTRONIC SERVICE AND SECURITY DIVISION - SYSTEM FREQUENCIES
 SITE NAME: South Regional Water Reclamation Facility
 12751 Hagen Ranch Road, Boynton Beach
 06-29-2012

TRANSMIT	RECEIVE	USE	NOTE
460.5000	465.5000	Water Utilities, TM	(2)
460.6250	465.6250	Water Utilities, RPT	(3)
460.7500	465.7500	Water Utilities, LST	(1)
453.2250	453.2250	Water Utilities, Irrigation	(1)
940.1750	901.1750	Water Utilities, AMI System	(2)
852.7625	807.7625	PBC 800MHz Trunked System	(1)
852.5750	807.5750	PBC 800MHz Trunked System	(1)
853.7250	808.7250	PBC 800MHz Trunked System	(1)
852.3750	807.3750	PBC 800MHz Trunked System	(1)
857.3125	812.3125	PBC 800MHz Trunked System	(1)
852.3250	807.3250	PBC 800MHz Trunked System	(1)
852.1000	807.1000	PBC 800MHz Trunked System	(1)
851.8500	806.8500	PBC 800MHz Trunked System	(1)
851.8250	806.8250	PBC 800MHz Trunked System	(1)
851.7500	806.7500	PBC 800MHz Trunked System	(1)
851.6250	806.6250	PBC 800MHz Trunked System	(1)
851.6000	806.6000	PBC 800MHz Trunked System	(1)
851.3500	806.3500	PBC 800MHz Trunked System	(1)
851.3250	806.3250	PBC 800MHz Trunked System	(1)
851.1250	806.1250	PBC 800MHz Trunked System	(1)
851.1000	806.1000	PBC 800MHz Trunked System	(1)
860.3375	815.3375	PBC 800MHz Trunked System	(1)
859.3375	814.3375	PBC 800MHz Trunked System	(1)
852.4000	807.4000	PBC 800MHz Trunked System	(1)
857.3375	812.3375	PBC 800MHz Trunked System	(1)
856.3375	811.3375	PBC 800MHz Trunked System	(1)
860.3125	815.3125	PBC 800MHz Trunked System	(1)
853.7000	808.7000	PBC 800MHz Trunked System	(1)
853.6500	808.6500	PBC 800MHz Trunked System	(1)
853.3750	808.3750	PBC 800MHz Trunked System	(1)
853.2250	808.2250	PBC 800MHz Trunked System	(1)
856.3125	811.3125	PBC 800MHz Trunked System	(1)
858.3125	813.3125	PBC 800MHz Trunked System	(1)

Note: (1) Current; (2) Future; (3) To be installed.

TENANT SYSTEM FREQUENCIES (Verizon Wireless)

Transmit Frequency
 1950-1965 MHz (1)
 728-787 MHz (2)

Receive Frequency
 1870-1885 MHz (1)
 698-757 MHz (2)



CERTIFICATE OF LIABILITY INSURANCE

DATE(MM/DD/YYYY)
10/24/2012

THIS CERTIFICATE IS ISSUED AS A MATTER OF INFORMATION ONLY AND CONFERS NO RIGHTS UPON THE CERTIFICATE HOLDER. THIS CERTIFICATE DOES NOT AFFIRMATIVELY OR NEGATIVELY AMEND, EXTEND OR ALTER THE COVERAGE AFFORDED BY THE POLICIES BELOW. THIS CERTIFICATE OF INSURANCE DOES NOT CONSTITUTE A CONTRACT BETWEEN THE ISSUING INSURER(S), AUTHORIZED REPRESENTATIVE OR PRODUCER, AND THE CERTIFICATE HOLDER.

IMPORTANT: If the certificate holder is an ADDITIONAL INSURED, the policy(ies) must be endorsed. If SUBROGATION IS WAIVED, subject to the terms and conditions of the policy, certain policies may require an endorsement. A statement on this certificate does not confer rights to the certificate holder in lieu of such endorsement(s).

PRODUCER Aon Risk Services Northeast, Inc. Morristown NJ Office 44 Whippany Road, Suite 220 Morristown NJ 07960 USA	CONTACT NAME: PHONE (A/C. No. Ext): (866) 283-7122 FAX (A/C. No.): (847) 953-5390		
	E-MAIL ADDRESS:		
INSURED Cellico Partnership dba Verizon wireless One Verizon Way Basking Ridge NJ 07920 USA	INSURER(S) AFFORDING COVERAGE		NAIC #
	INSURER A: National Union Fire Ins Co of Pittsburgh		19445
	INSURER B: New Hampshire Ins Co		23841
	INSURER C: Illinois National Insurance Co		23817
	INSURER D:		
	INSURER E:		

Holder Identifier :

COVERAGES **CERTIFICATE NUMBER: 57004797738** **REVISION NUMBER:**

THIS IS TO CERTIFY THAT THE POLICIES OF INSURANCE LISTED BELOW HAVE BEEN ISSUED TO THE INSURED NAMED ABOVE FOR THE POLICY PERIOD INDICATED. NOTWITHSTANDING ANY REQUIREMENT, TERM OR CONDITION OF ANY CONTRACT OR OTHER DOCUMENT WITH RESPECT TO WHICH THIS CERTIFICATE MAY BE ISSUED OR MAY PERTAIN, THE INSURANCE AFFORDED BY THE POLICIES DESCRIBED HEREIN IS SUBJECT TO ALL THE TERMS, EXCLUSIONS AND CONDITIONS OF SUCH POLICIES. LIMITS SHOWN MAY HAVE BEEN REDUCED BY PAID CLAIMS. **Limits shown are as requested**

INSR LTR	TYPE OF INSURANCE	ADDL INSR	SUBR WVD	POLICY NUMBER	POLICY EFF (MM/DD/YYYY)	POLICY EXP (MM/DD/YYYY)	LIMITS
A	GENERAL LIABILITY			GL4406493	06/30/2012	06/30/2013	EACH OCCURRENCE \$1,000,000
	<input checked="" type="checkbox"/> COMMERCIAL GENERAL LIABILITY						DAMAGE TO RENTED PREMISES (Ea occurrence) \$1,000,000
	CLAIMS-MADE <input checked="" type="checkbox"/> OCCUR						MED EXP (Any one person) \$10,000
							PERSONAL & ADV INJURY \$1,000,000
							GENERAL AGGREGATE \$1,000,000
							PRODUCTS - COMP/OP AGG \$1,000,000
	GEN'L AGGREGATE LIMIT APPLIES PER:						
	<input checked="" type="checkbox"/> POLICY	<input type="checkbox"/> PRO-JECT	<input type="checkbox"/> LOC				
A	AUTOMOBILE LIABILITY			CA 498-28-19 AOS	06/30/2012	06/30/2013	COMBINED SINGLE LIMIT (Ea accident) \$500,000
A	<input checked="" type="checkbox"/> ANY AUTO			CA 498-28-21 MA	06/30/2012	06/30/2013	BODILY INJURY (Per person)
A	ALL OWNED AUTOS	<input type="checkbox"/> SCHEDULED AUTOS		CA 498-28-20 VA	06/30/2012	06/30/2013	BODILY INJURY (Per accident)
	HIRED AUTOS	<input type="checkbox"/> NON-OWNED AUTOS					PROPERTY DAMAGE (Per accident)
	UMBRELLA LIAB	<input type="checkbox"/> OCCUR					EACH OCCURRENCE
	EXCESS LIAB	<input type="checkbox"/> CLAIMS-MADE					AGGREGATE
	DED	RETENTION					
B	WORKERS COMPENSATION AND EMPLOYERS' LIABILITY			WC061967945 AOS	06/30/2012	06/30/2013	<input checked="" type="checkbox"/> WC STATU-TORY LIMITS <input type="checkbox"/> OTH-ER
B	ANY PROPRIETOR / PARTNER / EXECUTIVE OFFICER/MEMBER EXCLUDED? (Mandatory in NH)	<input type="checkbox"/> Y <input checked="" type="checkbox"/> N	N/A	WC061967949 MA, MI, MN, NY, WI, WV	06/30/2012	06/30/2013	E.L. EACH ACCIDENT \$1,000,000
	If yes, describe under DESCRIPTION OF OPERATIONS below						E.L. DISEASE-EA EMPLOYEE \$1,000,000
							E.L. DISEASE-POLICY LIMIT \$1,000,000

Certificate No : 57004797738

DESCRIPTION OF OPERATIONS / LOCATIONS / VEHICLES (Attach ACORD 101, Additional Remarks Schedule, if more space is required)

RE: Location Code 131914 - 68608 Palm Beach County Waste Water Management. Palm Beach County Board of County Commissioners, a Political Subdivision of the State of Florida, its Officers, Employess, and Agents are included as Additional Insured, where required by written contract. Waiver of Subrogation, in favor of the certificate holder, applies to the General Liability and Workers Compensation policies.

CERTIFICATE HOLDER Palm Beach County a political subdivision of the State of Florida 301 North Olive Avenue, Suite 601 West Palm Beach, FL 33401 USA	CANCELLATION SHOULD ANY OF THE ABOVE DESCRIBED POLICIES BE CANCELLED BEFORE THE EXPIRATION DATE THEREOF, NOTICE WILL BE DELIVERED IN ACCORDANCE WITH THE POLICY PROVISIONS.
	AUTHORIZED REPRESENTATIVE

ENTITY INFORMATION

Full Legal Name of Entity: Verizon Wireless Personal Communications L.P.

Entity Address: 777 NW 51st Street Suite 600, Boca Raton, FL 33431

State of Incorporation/Formation: Delaware

Type of Entity (Corp., Gen. or Ltd. Partnership, etc.): Limited Partnership

Date Incorporated/Formed/Qualified to do Business: 11/27/1995

President: _____

Vice President: _____

Secretary: _____

Treasurer : _____

Directors/General Partner/Partners/Members: Publicly Traded Registered with Federal Securities Exchange Commission.

Active: YES X

NO _____

Florida Corporation:

YES _____

NO X

Qualified to do Business in Florida:
(only applicable to Non-Florida Entities)

YES X

NO _____

Comments: _____

VERIZON WIRELESS PERSONAL COMMUNICATIONS LP
d/b/a VERIZON WIRELESS


ASSISTANT SECRETARY'S CERTIFICATE

I, Karen M. Shipman, do hereby certify that I am a duly elected, qualified and acting Assistant Secretary of Verizon Wireless Personal Communications LP, a Delaware limited partnership, and as such I am authorized to execute this certificate. In such capacity, I further certify that:

As stated in the Partnership Agreement of Verizon Wireless Personal Communications LP, the business and affairs of the Partnership shall be managed under the direction of an Executive Committee. The Executive Committee duly appointed officers with the authority to execute documents on behalf of Verizon Wireless Personal Communications LP.

Hans Leutenegger is duly appointed, qualified and acting under delegated authority to sign on behalf of Verizon Wireless Personal Communications LP d/b/a Verizon Wireless as Area Vice President Network.

Dated: October 22, 2012


Karen M. Shipman
Assistant Secretary