

ALM BEACH COUNTY
BOARD OF COUNTY COMMISSIONERS

AGENDA ITEM SUMMARY

Meeting Date:	November 17, 2015	<input checked="" type="checkbox"/> Consent	<input type="checkbox"/> Regular
		<input type="checkbox"/> Ordinance	<input type="checkbox"/> Public Hearing
Department:	Department of Economic Sustainability		

I. EXECUTIVE BRIEF

Motion and Title: Staff recommends motion to approve: a Budget Amendment of \$3,802,882 to the Affordable Housing Trust Fund 2014-2015 Budget to recognize a funding increase of \$292,574 to the Fiscal Year 2014-2015 State Housing Initiatives Partnership (SHIP) grant award and to reconcile the budget to grant award for Fiscal Year 2015-2016 SHIP grant award of \$4,961,065.

Summary: Palm Beach County received an allocation of \$4,961,065 from the Florida Housing Finance Corporation (FHFC) for SHIP Fiscal Year 2015-2016 which began on July 1, 2015 and additional funding of \$292,574 for the Fiscal Year 2014-2015 award increasing the award from \$4,683,057 to \$4,975,631. These SHIP funds are to be used to implement various affordable housing programs and other related activities. On April 16, 2013, the Board of County Commissioners (BCC) approved the SHIP Local Housing Assistance Plan (LHAP) for Fiscal Years 2013-2014, 2014-2015 and 2015-2016 (R2013-0487). A separate agenda item will be presented to the BCC which outlines program funding recommendations for Fiscal Year 2015-2016. These are State SHIP funds which require no local match. (FALS) Countywide (JB)

Background and Justification: The current LHAP approved by the BCC on April 16, 2013 (R2013-0487) included SHIP funded housing strategies for Fiscal Years 2013-2014, 2014-2015 and 2015-2016. SHIP funds are used to facilitate the acquisition and construction of affordable single-family and multi-family/rental housing and to fund utility connection and impact fee payments, emergency repairs, foreclosure prevention, homeownership development, and first and second mortgages.

Attachments:

- Budget Amendment
- FHFC Disbursement Charts for FY2015 and FY2016

Recommended By:  11-16-15
Department Director Date

Approved By:  11-13-15
Assistant County Administrator Date

II. FISCAL IMPACT ANALYSIS

A. Five Year Summary of Fiscal Impact:

Fiscal Years	2015	2016	2017	2018	2019
Capital Expenditures					
Operating Costs	\$3,802,882				
External Revenues	(\$3,802,882)				
Program Income					
In-Kind Match (County)					
NET FISCAL IMPACT	-0-				

# ADDITIONAL FTE POSITIONS (Cumulative)	-0-				
---	-----	--	--	--	--

Is Item Included In Current Budget? Yes _____ No X


Budget Account No.:

Fund 1100 Dept 143 Unit 7175/7176 Object various Program Code/Period various

B. Recommended Sources of Funds/Summary of Fiscal Impact:


Approval of this agenda item will appropriate \$3,802,882 in 2014/2015 and 2015/2016 State SHIP funds to the Affordable Housing Trust Fund budget.


C. Departmental Fiscal Review:


 Shairette Major, Fiscal Manager II


III. REVIEW COMMENTS

A. OFMB Fiscal and/or Contract Development and Control Comments:


 OFMB 11/19 11/19 JP 11/19 AM 11-6-15


 Contract Development and Control 11/10/15
B Wheeler 11/10-15

B. Legal Sufficiency:


11/12/15
 Assistant County Attorney
 for James Braker

C. Other Department Review:

Department Director


**BOARD OF COUNTY COMMISSIONERS
PALM BEACH COUNTY, FLORIDA
BUDGET AMENDMENT**

FUND 1100 - Affordable Housing Trust Fund (SHIP)

Use this form to provide budget for items not anticipated in the budget.

ACCOUNT NUMBER	ACCOUNT NAME	ORIGINAL BUDGET	CURRENT BUDGET	INCREASE	DECREASE	ADJUSTED BUDGET	EXPENDED/ ENCUMBERED	REMAINING BALANCE
REVENUE								
143-7176-3469	State Grant - Other Human Services	1,450,757	5,411,503	3,802,882	0	9,214,385		
	<u>TOTAL REVENUE</u>	2,856,468	8,891,962	3,802,882	0	12,694,844		
EXPENDITURES								
143-7175-3124	Legal Services - County Atty	0	0	20,000		20,000	13,021	6,980
143-7175-4205	Postage	500	500	3,500		4,000	2,227	1,773
143-7175-5101	Office Supplies	9,135	9,135	10,000		19,135	5,401	13,734
143-7175-5111	Office Furniture and Equipment	0	0	5,000		5,000	1,139	3,861
143-7175-9902	Operating Reserves	0	0	855,498		855,498	0	855,498
143-7176-8301	Contributions for Individuals	1,282,150	4,282,150	2,908,884		7,191,034	2,563,460	4,627,574
	<u>TOTAL EXPENDITURES</u>	2,856,468	8,891,962	3,802,882	0	12,694,844		

Department of Economic Sustainability
INITIATING DEPARTMENT/DIVISION
Administration/Budget Department Approval
OFMB Department - Posted

Signatures	Date
	11-6-15
_____	_____
_____	_____

By Board of County Commissioners
At Meeting of :
November 17, 2015
Deputy Clerk to the
Board of County Commissioners

SHIP 2015-2016

\$ 101,000,000

Local Government	County Total	County Share/ City Share
ALACHUA	1,226,143	611,600
Gainesville		614,543
BAKER	350,000	350,000
BAY	844,785	667,803
Panama City		176,982
BRADFORD	350,000	350,000
BREVARD	2,662,266	1,478,356
Cocoa		85,193
Melbourne		376,444
Palm Bay		509,824
Titusville		212,449
BROWARD	8,638,490	1,851,229
Coconut Creek		265,202
Coral Springs		591,737
Davie		456,976
Deerfield Beach		364,544
Ft. Lauderdale		821,520
Hollywood		691,079
Lauderhill		328,263
Margate		265,202
Miramar		615,060
Pembroke Pines		755,868
Plantation		415,511
Pompano Beach		501,032
Sunrise		421,558
Tamarac		293,709
CALHOUN	350,000	350,000
CHARLOTTE	808,578	722,626
Punta Gorda		85,952
CITRUS	695,135	695,135
CLAY	970,291	970,291
COLLIER	1,636,466	1,541,551
Naples		94,915
COLUMBIA	359,645	359,645
DE SOTO	350,000	350,000
DIXIE	350,000	350,000
DUVAL	4,277,004	4,277,004
ESCAMBIA	1,479,575	1,222,721
Pensacola		256,854
FLAGLER	504,456	107,247
Palm Coast		397,209

Local Government	County Total	County Share/ City Share
FRANKLIN	350,000	350,000
GADSDEN	350,000	350,000
GILCHRIST	350,000	350,000
GLADES	350,000	350,000
GULF	350,000	350,000
HAMILTON	350,000	350,000
HARDEE	350,000	350,000
HENDRY	350,000	350,000
HERNANDO	864,090	864,090
HIGHLANDS	504,456	504,456
HILLSBOROUGH	6,241,723	4,550,840
Tampa		1,690,883
HOLMES	350,000	350,000
INDIAN RIVER	695,135	695,135
JACKSON	350,000	350,000
JEFFERSON	350,000	350,000
LAFAYETTE	350,000	350,000
LAKE	1,508,540	1,508,540
LEE	3,149,825	2,026,598
Cape Coral		788,401
Ft. Myers		334,826
LEON	1,368,543	464,620
Tallahassee		903,923
LEVY	350,000	350,000
LIBERTY	350,000	350,000
MADISON	350,000	350,000
MANATEE	1,648,529	1,400,261
Bradenton		248,268
MARION	1,638,877	1,359,612
Ocala		279,265
MARTIN	733,753	733,753
MIAMI-DADE	7,933,166	5,139,898
Hialeah		699,705
Miami		1,299,453
Miami Beach		277,661
Miami Gardens		328,433
North Miami		188,016
MONROE	381,361	381,361
NASSAU	388,602	388,602
OKALOOSA	938,915	836,855
Ft. Walton Beach		102,060

Local Government	County Total	County Share/ City Share
OKEECHOBEE	350,000	350,000
ORANGE	5,898,984	4,670,816
Orlando		1,228,168
OSCEOLA	1,440,957	1,127,117
Kissimmee		313,840
PALM BEACH	6,521,710	4,961,065
Boca Raton		415,433
Boynton Beach		343,042
Delray Beach		300,651
West Palm Beach		501,519
PASCO	2,317,115	2,317,115
PINELLAS	4,482,166	2,363,446
Clearwater		525,310
Largo		381,432
St. Petersburg		1,211,978
POLK	3,000,175	2,337,137
Lakeland		484,828
Winter Haven		178,210
PUTNAM	374,120	374,120
ST. JOHNS	1,016,151	1,016,151
ST. LUCIE	1,378,203	346,204
Ft. Pierce		204,112
Port St. Lucie		827,887
SANTA ROSA	794,095	794,095
SARASOTA	1,870,585	1,616,560
Sarasota		254,025
SEMINOLE	2,114,364	2,114,364
SUMTER	557,557	557,557
SUWANNEE	350,000	350,000
TAYLOR	350,000	350,000
UNION	350,000	350,000
VOLUSIA	2,432,969	1,713,540
Daytona Beach		302,418
Deltona		417,011
WAKULLA	350,000	350,000
WALTON	350,000	350,000
WASHINGTON	350,000	350,000
TOTAL	95,747,500	95,747,500
Compliance Monitoring		252,500
Disaster Relief Holdback		5,000,000
Appropriation Total		101,000,000

SHIP 2014-2015

\$ 100,000,000

Local Government	County Total	County Share/ City Share
ALACHUA	1,161,194	578,739
Gainesville		582,455
BAKER	350,000	350,000
BAY	801,654	633,066
Panama City		168,588
BRADFORD	350,000	350,000
BREVARD	2,525,188	1,405,268
Cocoa		80,301
Melbourne		356,304
Palm Bay		482,058
Titusville		201,257
BROWARD	8,147,463	1,752,520
Coconut Creek		245,239
Coral Springs		561,360
Davie		426,927
Deerfield Beach		346,267
Ft. Lauderdale		776,453
Hollywood		656,686
Lauderhill		305,530
Margate		252,571
Miramar		577,655
Pembroke Pines		710,459
Plantation		390,263
Pompano Beach		470,923
Sunrise		395,967
Tamarac		278,643
CALHOUN	350,000	350,000
CHARLOTTE	772,442	691,799
Punta Gorda		80,643
CITRUS	669,078	669,078
CLAY	907,269	907,269
COLLIER	1,545,449	1,454,731
Naples		90,718
COLUMBIA	354,491	354,491
DE SOTO	350,000	350,000
DIXIE	350,000	350,000
DUVAL	4,015,023	4,015,023
ESCAMBIA	1,397,139	1,155,015
Pensacola		242,124
FLAGLER	473,577	100,540
Palm Coast		373,037

Less \$4 million for Homeless and \$5 million holdback for Disaster Relief

Local Government	County Total	County Share/ City Share
FRANKLIN	350,000	350,000
GADSDEN	350,000	350,000
GILCHRIST	350,000	350,000
GLADES	350,000	350,000
GULF	350,000	350,000
HAMILTON	350,000	350,000
HARDEE	350,000	350,000
HENDRY	350,000	350,000
HERNANDO	819,634	819,634
HIGHLANDS	473,577	473,577
HILLSBOROUGH	5,839,681	4,254,208
Tampa		1,585,473
HOLMES	350,000	350,000
INDIAN RIVER	660,086	660,086
JACKSON	350,000	350,000
JEFFERSON	350,000	350,000
LAFAYETTE	350,000	350,000
LAKE	1,406,126	1,406,126
LEE	2,956,635	1,907,917
Cape Coral		740,341
Ft. Myers		308,377
LEON	1,296,020	440,647
Tallahassee		855,373
LEVY	350,000	350,000
LIBERTY	350,000	350,000
MADISON	350,000	350,000
MANATEE	1,545,449	1,311,777
Bradenton		233,672
MARION	1,552,190	1,286,300
Ocala		265,890
MARTIN	700,536	700,536
MIAMI-DADE	7,463,905	4,838,850
Hialeah		664,288
Miami		1,213,631
Miami Beach		262,729
Miami Gardens		310,498
North Miami		173,909
MONROE	365,717	365,717
NASSAU	372,459	372,459
OKALOOSA	884,799	789,683
Ft. Walton Beach		95,116

Local Government	County Total	County Share/ City Share
OKEECHOBEE	350,000	350,000
ORANGE	5,500,367	4,355,191
Orlando		1,145,176
OSCEOLA	1,345,457	1,048,380
Kissimmee		297,077
PALM BEACH	6,149,779	4,683,057
Boca Raton		392,971
Boynton Beach		320,403
Delray Beach		282,275
West Palm Beach		471,073
PASCO	2,183,628	2,183,628
PINELLAS	4,244,226	2,241,376
Clearwater		499,545
Largo		359,486
St. Petersburg		1,143,819
POLK	2,821,808	2,201,010
Lakeland		454,029
Winter Haven		166,769
PUTNAM	365,717	365,717
ST. JOHNS	947,719	947,719
ST. LUCIE	1,311,749	333,708
Ft. Pierce		194,664
Port St. Lucie		783,377
SANTA ROSA	747,727	747,727
SARASOTA	1,779,149	1,535,761
Sarasota		243,388
SEMINOLE	1,990,378	1,990,378
SUMTER	507,285	507,285
SUWANNEE	350,000	350,000
TAYLOR	350,000	350,000
UNION	350,000	350,000
VOLUSIA	2,298,230	1,619,103
Daytona Beach		285,440
Deltona		393,687
WAKULLA	350,000	350,000
WALTON	350,000	350,000
WASHINGTON	350,000	350,000
TOTAL	90,750,000	90,750,000
Compliance Monitoring		250,000
Disaster Relief Holdback		5,000,000
Homeless Funding		4,000,000
Appropriation Total		100,000,000

2014-2015

Local Government	ALLOCATION
MIAMI-DADE	5,143,244
Hialeah	706,076
Miami	1,289,976
Miami Beach	279,257
Miami Gardens	330,031
North Miami	184,849
MONROE	381,362
NASSAU	388,604
OKALOOSA	837,999
Ft. Walton Beach	100,936
OKEECHOBEE	350,000
ORANGE	4,632,745
Orlando	1,218,158
OSCEOLA	1,109,659
Kissimmee	314,441
PALM BEACH	4,975,631
Boca Raton	417,522
Boynton Beach	340,421
Delray Beach	299,910
West Palm Beach	500,503
PASCO	2,319,594
PINELLAS	2,383,678
Clearwater	531,261
Largo	382,309
St. Petersburg	1,216,438
POLK	2,342,095
Lakeland	483,132
Winter Haven	177,459
PUTNAM	381,362
ST. JOHNS	1,006,521
ST. LUCIE	353,693
Ft. Pierce	206,321
Port St. Lucie	830,289
SANTA ROSA	789,288
SARASOTA	1,633,487
Sarasota	258,875

7/2/2015