



**II. FISCAL IMPACT ANALYSIS**

**A. Five Year Summary of Fiscal Impact:**

Fiscal Years	2017	2018	2019	2020	2021
Capital Expenditures					
Operating Costs	\$216,203				
External Revenues	(\$216,203)				
Program Income					
In-Kind Match (County)					
<b>NET FISCAL IMPACT</b>	<b>-0-</b>				
# ADDITIONAL FTE POSITIONS (Cumulative)	-0-				

Is Item Included In Current Budget? Yes  X  No \_\_\_\_\_


Budget Account No.:

Fund 1101 Dept 143 Unit 1431 Object 8201/8101 Program Code/Period various-GY16

**B. Recommended Sources of Funds/Summary of Fiscal Impact:**


	Agency	Revenues	Expenses
A	Aid to Victims of Domestic Abuse, Inc.	\$20,441	\$20,441
B	Children's Home Society of Florida	\$18,937	\$18,937
C	Children's Place at Home Safe, Inc.	\$14,384	\$14,384
D	Coalition for Independent Living Options, Inc.	\$18,270	\$18,270
E	Healthy Mothers/ Healthy Babies Coalition of PBC, Inc.	\$7,884	\$7,884
F	Legal Aid Society of Palm Beach County, Inc.	\$47,242	\$47,242
G	Place of Hope, Inc.	\$12,647	\$12,647
H	Redlands Christian Migrant Association, Inc.	\$11,351	\$11,351
I	Seagull Industries for the Disabled, Inc.	\$24,541	\$24,541
J	Sickle Cell Foundation of Palm Beach County, Inc.	\$14,378	\$14,378
K	Urban League of Palm Beach County, Inc.	\$15,211	\$15,211
L	Vita Nova, Inc.	\$10,917	\$10,917
	<b>Totals:</b>	<b>\$216,203</b>	<b>\$216,203</b>


**C. Departmental Fiscal Review:**

  
 \_\_\_\_\_  
 Shairrette Major, Fiscal Manager II


**III. REVIEW COMMENTS**

**A. OFMB Fiscal and/or Contract Development and Control Comments:**

 10/14  
 OFMB 27 10/13/16  
 10/14

 10/14/16  
 Contract Development and Control  
 10/14/16

**B. Legal Sufficiency:**

 10/14/16  
 Assistant County Attorney

**C. Other Department Review:**

\_\_\_\_\_  
Department Director

**Summary:** (Continued from Page 1)

On July 12, 2016 (R2016-0928), the Board of County Commissioners approved the Palm Beach County Action Plan for Fiscal Year 2016-2017 which allocated \$216,203 in CDBG funds to 12 non-profit agencies to provide public services, including fair housing activities.

Kimberly Rommel-Enright and Vicki Krusel, employees of Legal Aid Society of Palm Beach County, Inc., serve on the HIV CARE Council, a County Advisory Board. Jimmy Weatherspoon, an employee of the Urban League of Palm Beach County, Inc., serves on the Board of the Housing Finance Authority, a County Advisory Board. Maite Reyes-Coles an employee of The Coalition for Independent Living Options, Inc., serves on the Homeless Advisory Board. These boards provide no regulation, oversight, management, or policy-setting recommendations regarding the agency contracts listed above. Disclosure of these contractual relationships at a duly noticed public meeting is being provided in accordance with the provisions of Sect. 2-443, of the Palm Beach County Code of Ethics. **These are Federal CDBG funds which require no local match. Countywide** (JB)

**Background and Justification:** (Continued from Page 1)

The Department of Economic Sustainability (DES) receives CDBG funding from the U.S. Department of Housing and Urban Development (HUD). HUD's regulations limit the amount of funds that may be allocated to public service activities to no more than 15% of the total CDBG allocation. For Fiscal Year 2015-2016, the amount allocated for public services was \$864,813 or 15% of the total CDBG allocation. Of this amount, the Board of County Commissioners (BCC) directed that 75%, or \$648,610 of the eligible public service allocation, be used to directly fund the Senator Philip D. Lewis Center, and that the remaining 25%, or \$216,203, be awarded, via a competitive process, to non-profit agencies to carry out public service activities. At their May 3, 2016, meeting, the BCC directed, among other things, that subrecipients who were awarded CDBG funding in Fiscal Year 2015-2016 to undertake public service activities should again be awarded funding in Fiscal Year 2016-2017 to carry out the same activities and that the allocation to each sub-recipient be the same proportion of the amount of funds available as obtained in Fiscal Year 2015-2016. A summary of the agencies receiving funding with a description of the activities to be undertaken is attached.