

ALM BEACH COUNTY
BOARD OF COUNTY COMMISSIONERS

AGENDA ITEM SUMMARY

Meeting Date:	November 7, 2017	<input type="checkbox"/> Consent	<input checked="" type="checkbox"/> Regular
		<input type="checkbox"/> Ordinance	<input type="checkbox"/> Public Hearing
Department:	Department of Housing and Economic Sustainability		

I. EXECUTIVE BRIEF

Motion and Title: Staff recommends motion to approve: a Budget Amendment of \$69,105 to the Affordable Housing Trust Fund 2016-2017 Budget to recognize a funding increase to the Fiscal Year 2016-2017 State Housing Initiative Partnership (SHIP) Program grant award.

Summary: For SHIP Fiscal Year 2016-2017 which began on July 1, 2016, Palm Beach County received a total allocation of \$6,779,094 from the Florida Housing Finance Corporation (FHFC). The FHFC recently awarded the County an additional \$69,105 in SHIP funds for Fiscal Year 2016-2017 which increased the total allocation from \$6,779,094 to \$6,848,199. These SHIP funds are to be used to implement various affordable housing programs and other related activities. On April 19, 2016, the Board of County Commissioners (BCC) approved the SHIP Local Housing Assistance Plan (LHAP) for Fiscal Years 2016-2017, 2017-2018 and 2018-2019 (R2016-0535). **These are State SHIP funds which require no local match.** Countywide (JB)

Background and Justification: The current LHAP approved by the BCC on April 19, 2016 (R2016-0535) included SHIP funded housing strategies for Fiscal Years 2016-2017, 2017-2018 and 2018-2019. SHIP funds are used to facilitate the acquisition and construction of affordable single-family and multi-family/rental housing and to fund utility connection and impact fee payments, emergency repairs, foreclosure prevention, homeownership development, and first and second mortgages. The \$69,105 will assist in funding the various activities.

Attachments:

1. Budget Amendment
 2. FHFC Disbursement Chart for Fiscal Year 2016-2017
-

Recommended By: Sperry Howard 10-19-17
 (6) Department Director Date

Approved By: Corey Johnson 10/26/17
 Assistant County Administrator Date

II. FISCAL IMPACT ANALYSIS

A. Five Year Summary of Fiscal Impact:

Fiscal Years	2017	2018	2019	2020	2021
Capital Expenditures					
Operating Costs	\$69,105				
External Revenues	(\$69,105)				
Program Income					
In-Kind Match (County)					
NET FISCAL IMPACT	-0-				

# ADDITIONAL FTE POSITIONS (Cumulative)	-0-				
---	-----	--	--	--	--


Is Item Included In Current Budget? Yes _____ No X
 Budget Account No.:

Fund 1100 Dept 143 Unit 7176 Object 8301 Program Code/Period various

B. Recommended Sources of Funds/Summary of Fiscal Impact:

Approval of this agenda item will appropriate \$69,105 in 2016/2017 State SHIP funds to the Affordable Housing Trust Fund budget. The total allocation of 2016-2017 SHIP funds is \$6,848,199. The revenue and expenditure amounts for future fiscal years is indeterminable at this time.


C. Departmental Fiscal Review:




 Shairette Major, Fiscal Manager II

III. REVIEW COMMENTS

A. OFMB Fiscal and/or Contract Development and Control Comments:



 OFMB ^{AK}
 10/20 10/20



 Contract Development and Control
 10/24/17
 10/23/17 TW

B. Legal Sufficiency:



 Assistant County Attorney

C. Other Department Review:

 Department Director



**BOARD OF COUNTY COMMISSIONERS
PALM BEACH COUNTY, FLORIDA
BUDGET AMENDMENT**

FUND 1100 - Affordable Housing Trust Fund (SHIP)

Use this form to provide budget for items not anticipated in the budget.

ACCOUNT NUMBER	ACCOUNT NAME	ORIGINAL BUDGET	CURRENT BUDGET	INCREASE	DECREASE	ADJUSTED BUDGET	EXPENDED/ ENCUMBERED <small>October 30, 2017</small>	REMAINING BALANCE
REVENUE								
143-7176-3469	State Grant - Other Human Services	11,993,679	6,779,094	69,105	0	6,848,199		
	TOTAL REVENUE	17,107,610	15,044,096	69,105	0	15,113,201		
EXPENDITURES								
143-7176-8301	Contributions for Individuals	8,099,599	7,148,988	69,105		7,218,093	4,680,811	2,531,512
	TOTAL EXPENDITURES	17,107,610	15,044,096	69,105	0	15,113,201		

Department of Housing Economic Sustainability
INITIATING DEPARTMENT/DIVISION
 Administration/Budget Department Approval
 OFMB Department - Posted

Signatures	Date
	10-19-17
	10/25/17

By Board of County Commissioners
At Meeting of :
 November 7, 2017
 Deputy Clerk to the
 Board of County Commissioners

FCP to SHIP recipients \$ 3,000,000

Local Government	County Total	County Share/ City Share
ALACHUA	36,795	18,324
Gainesville		18,471
BAKER	10,000	10,000
BAY	25,145	19,945
Panama City		5,200
BRADFORD	10,000	10,000
BREVARD	79,900	44,240
Cocoa		2,605
Melbourne		11,322
Palm Bay		15,285
Titusville		6,448
BROWARD	259,310	55,440
Coconut Creek		8,039
Coral Springs		17,633
Davie		15,749
Deerfield Beach		10,891
Ft. Lauderdale		24,842
Hollywood		20,563
Lauderhill		9,880
Margate		7,955
Miramar		19,748
Pembroke Pines		22,690
Plantation		12,421
Pompano Beach		15,066
Sunrise		12,577
Tamarac		8,842
CALHOUN	10,000	10,000
CHARLOTTE	24,213	21,654
Punta Gorda		2,559
CTRUS	20,485	20,485
CLAY	29,339	29,339
COLLER	49,377	46,572
Naples		2,805
COLUMBIA	10,233	10,233
DE SOTO	10,000	10,000
DIXIE	10,000	10,000
DUVAL	128,830	128,830
ESCAMBIA	44,018	36,407
Pensacola		7,611
FLAGLER	14,893	3,163
Palm Coast		11,730

Local Government	County Total	County Share/ City Share
FRANKLIN	10,000	10,000
GADSDEN	10,000	10,000
GILCHRIST	10,000	10,000
GLADES	10,000	10,000
GULF	10,000	10,000
HAMILTON	10,000	10,000
HARDEE	10,000	10,000
HENDRY	10,000	10,000
HERNANDO	25,611	25,611
HIGHLANDS	14,893	14,893
HILLSBOROUGH	188,245	137,362
Tampa		50,883
HOLMES	10,000	10,000
INDIAN RIVER	20,951	20,951
JACKSON	10,000	10,000
JEFFERSON	10,000	10,000
LAFAYETTE	10,000	10,000
LAKE	45,416	45,416
LEE	94,812	60,794
Cape Coral		23,712
Ft. Myers		10,306
LEON	40,989	13,899
Tallahassee		27,090
LEVY	10,000	10,000
LIBERTY	10,000	10,000
MADISON	10,000	10,000
MANATEE	50,076	42,545
Bradenton		7,531
MARION	48,911	40,547
Ocala		8,364
MARTIN	21,883	21,883
MIAMI-DADE	376,509	243,640
Hialeah		39,057
Miami		62,950
Miami Beach		19,027
Miami Gardens		15,587
North Miami		8,848
MONROE	10,932	10,932
NASSAU	11,631	11,631
OKALOOSA	27,941	24,901
Ft. Walton Beach		5,040

Local Government	County Total	County Share/ City Share
OKEECHOBEE	10,000	10,000
ORANGE	177,760	140,430
Orlando		37,330
OSCEOLA	44,484	34,875
Kissimmee		9,609
PALM BEACH	195,934	148,988
Boca Raton		12,481
Boynton Beach		10,345
Delray Beach		8,974
West Palm Beach		15,146
PASCO	69,648	69,648
PINELLAS	134,422	70,692
Clearwater		15,741
Largo		11,480
St. Petersburg		36,509
POLK	90,152	70,285
Lakeland		14,460
Winter Haven		5,427
PUTNAM	10,932	10,932
ST. JOHNS	30,970	30,970
ST. LUCIE	41,222	10,239
Pt. Pierce		6,035
Port St. Lucie		24,948
SANTA ROSA	23,747	23,747
SARASOTA	56,134	48,562
Sarasota		7,572
SEMINOLE	63,357	63,357
SUMTER	16,990	16,990
SUWANNEE	10,000	10,000
TAYLOR	10,000	10,000
UNION	10,000	10,000
VOLUSIA	72,910	51,336
Daytona Beach		9,077
Deltona		12,497
WAKULIA	10,000	10,000
WALTON	10,000	10,000
WASHINGTON	10,000	10,000
TOTAL	3,000,000	3,000,000
Total estimated appropriation		3,000,000

2016-2017 SHIP ALLOCATION AND DISTRIBUTION

Final Payment

LOCAL GOVERNMENT	DISTRIBUTION #7	TOTAL
NASSAU	1,875	506,890
OKALOOSA	174,118	1,105,380
Ft. Walton Beach	21,257	134,948
OKEECHOBEE	-	350,000
ORANGE	1,329,737	6,315,889
Orlando	353,474	1,678,907
OSCEOLA	281,118	1,555,457
Kissimmee	77,450	428,544
PALM BEACH	1,417,064	6,699,211
Boca Raton	118,709	561,204
Boynton Beach	98,397	465,174
Delray Beach	85,351	403,503
West Palm Beach	144,054	681,022
PASCO	608,597	3,123,395
PINELLAS	658,789	3,174,689
Clearwater	146,690	706,895
Largo	106,979	515,532
St. Petersburg	340,229	1,639,561
POLK	631,871	3,152,243
Lakeland	130,039	648,730
Winter Haven	48,805	243,476
PUTNAM	11,703	483,015
ST. JOHNS	225,320	1,376,788
ST. LUCIE	81,630	458,929
Ft. Pierce	48,110	270,480
Port St. Lucie	198,882	1,118,131
SANTA ROSA	153,452	1,049,287
SARASOTA	409,929	2,170,841
Sarasota	63,923	338,512
SEMINOLE	546,467	2,840,260
SUMTER	86,828	745,680
SUWANNEE	-	350,000
TAYLOR	-	350,000
UNION	-	350,000
VOLUSIA	451,179	2,302,471
Daytona Beach	79,778	407,126
Deltona	109,832	560,494
WAKULLA	-	350,000
WALTON	7,400	404,559
WASHINGTON	-	350,000

8/8/2017