

Agenda Item #: **5C-4**

**PALM BEACH COUNTY
BOARD OF COUNTY COMMISSIONERS**

AGENDA ITEM SUMMARY

Meeting Date:	July 10, 2018	<input type="checkbox"/> Consent	<input checked="" type="checkbox"/> Regular
		<input type="checkbox"/> Ordinance	<input type="checkbox"/> Public Hearing

Department: **Department of Housing and Economic Sustainability**

I. EXECUTIVE BRIEF

Motion and Title: Staff recommends motion to approve:

A) the Fiscal Year 2018-2019 State Housing Initiatives Partnership (SHIP) budget allocations for affordable housing strategies as follows:

- | | |
|---|-----------|
| • Purchase Assistance | \$900,000 |
| • Owner Occupied Housing Rehabilitation | \$327,667 |
| • Foreclosure Prevention | \$ 60,000 |
| • Administrative Costs | \$143,074 |

and;

B) a Budget Amendment to the Affordable Housing Trust Fund 2017-2018 Budget to recognize a funding allocation for the Fiscal Year 2018-2019 State Housing Initiative Partnership (SHIP) Program grant award of \$1,430,741.

Summary: Palm Beach County receives an annual allocation from the State of Florida Housing Finance Corporation (FHFC) through the State Housing Initiatives Partnership (SHIP) Program to implement various affordable housing programs and other related activities. On April 10, 2018, the Board of County Commissioners (BCC) approved the SHIP Amended Local Housing Assistance Plan (LHAP) for fiscal years 2016-2017, 2017-2018 and 2018-2019 (R2018-0608). For Fiscal Year 2018-2019, Palm Beach County is to receive \$1,430,741, an approximate \$3 million reduction from the previous year (See Table 1). If Palm Beach County were fully funded, the allocation would have been approximately \$10 million. SHIP regulations require that a minimum of 65% of a local jurisdiction's SHIP funding be allocated to homeownership activities, and 20% of the fiscal year's funding allocation be expended on special needs households. In accordance with the SHIP regulations, the funds are required to be encumbered within two (2) years and expended within three (3) years of the allocation. **These are State SHIP funds which require no local match.** Countywide (JB)

Background and Justification: On April 10, 2018, via Resolution 2018-0608, the BCC approved the amended three-year LHAP which include the SHIP housing strategies. Funding for the various strategies is allocated on an annual basis at the approval of the BCC. The housing strategies will provide assistance to income eligible households as described herein, including the allowable ten percent administrative costs associated with implementing the SHIP program.

Purchase Assistance: provides first-time homebuyers assistance with gap financing, lot acquisition, down payment, rehabilitation and closing costs.

Owner-Occupied Housing Rehabilitation: provides assistance for substantial rehabilitation to correct housing life, health or safety items, incipient code violations, sewer and water connection, homeowners' insurance policies, emergency repairs and utility connections.

Foreclosure Prevention: assist with delinquent mortgage payments (PITI), including late fees, attorney's fees, homeowners' association payments, special assessments, other foreclosure associated costs, property taxes, homeowners' insurance, mortgage delinquency and default resolution counseling.

Continued on Page 3

Attachment(s):

1. 2018-2019 SHIP Disbursement Allocation publication
2. Budget Amendment

Recommended By:


Department Director

June 12, 2018
Date

Approved By:


Assistant County Administrator

6/20/18
Date

II. FISCAL IMPACT ANALYSIS

A. Five Year Summary of Fiscal Impact:

Fiscal Years	2018	2019	2020	2021	2022
Capital Expenditures					
Operating Costs	\$1,430,741				
External Revenues	(\$1,430,741)				
Program Income					
In-Kind Match (County)					
NET FISCAL IMPACT	-0-				

# ADDITIONAL FTE POSITIONS (Cumulative)	-0-				
---	-----	--	--	--	--


Is Item Included In Current Budget? Yes X No
 Does this Item include the use of Federal funds? Yes No X

Budget Account No.:

Fund 1100 Dept 143 Unit 7175/7176 Object various Program Code/Period various

B. Recommended Sources of Funds/Summary of Fiscal Impact:

Approval of this agenda item will appropriate \$1,430,741 in 2018/2019 State SHIP funds to the Affordable Housing Trust Fund budget.

C. Departmental Fiscal Review: 
 Shairette Major, Fiscal Manager II

III. REVIEW COMMENTS

A. OFMB Fiscal and/or Contract Development and Control Comments:

 6/14/18  6/20/18
 OFMB 6/14/18 6/14/18 Contract Development and Control

B. Legal Sufficiency:

 6/21/18
 Assistant County Attorney

C. Other Department Review:

 Department Director

Table 1: 2017/2018 and 2018/2019 Comparison:

SHIP Approved Activities	2017-2018 Funding Allocations \$4,515,043	2018-2019 Funding Recommendations \$1,430,741
Purchase Assistance	\$1,803,538.00	\$900,000.00
Owner Occupied Housing Rehabilitation	\$1,000,000.00	\$327,667.00
Developer Assistance Rental Housing	\$700,000.00	\$0
Rental Housing Re-Entry Assistance	\$250,000.00	\$0
Foreclosure Prevention	\$60,000.00	\$60,000.00
Disaster Mitigation	\$250,000.00	\$0
Administrative Costs	\$451,505.00	\$143,074.00

Projected SHIP 2018-2019\$ 44,450,000

Local Government	County Total	County Share/ City Share
ALACHUA	455,095	227,866
Gainesville		227,229
BAKER	350,000	350,000
BAY	358,880	284,664
Panama City		74,216
BRADFORD	350,000	350,000
BREVARD	846,038	468,029
Cocoa		27,919
Melbourne		119,122
Palm Bay		162,693
Titusville		68,275
BROWARD	2,457,924	439,968
Coconut Creek		75,212
Coral Springs		167,139
Davie		131,991
Deerfield Beach		102,250
Ft. Lauderdale		234,978
Hollywood		193,193
Lauderhill		93,401
Margate		75,950
Miramar		118,691
Pembroke Pines		213,839
Plantation		116,260
Pompano Beach		143,543
Sunrise		120,438
Tamarac		83,815
Weston		87,256
CALHOUN	350,000	350,000
CHARLOTTE	355,746	316,934
Punta Gorda		38,812
CITRUS	350,000	350,000
CLAY	391,491	391,491
COLLIER	576,606	544,028
Naples		32,578
COLUMBIA	350,000	350,000
DE SOTO	350,000	350,000
DIXIE	350,000	350,000
DUVAL	1,294,383	1,294,383
ESCAMBIA	521,800	431,789
Pensacola		90,011
FLAGLER	350,000	74,550
Palm Coast		275,450

Projected SHIP based on most recent Conference Information (Less: \$5 million DR holdback, Monitoring, & Catalyst funding)

Local Government	County Total	County Share/ City Share
FRANKLIN	350,000	350,000
GADSDEN	350,000	350,000
GILCHRIST	350,000	350,000
GLADES	350,000	350,000
GULF	350,000	350,000
HAMILTON	350,000	350,000
HARDEE	350,000	350,000
HENDRY	350,000	350,000
HERNANDO	360,447	360,447
HIGHLANDS	350,000	350,000
HILLSBOROUGH	1,843,577	1,344,889
Tampa		498,688
HOLMES	350,000	350,000
INDIAN RIVER	350,000	350,000
JACKSON	350,000	350,000
JEFFERSON	350,000	350,000
LAFAYETTE	350,000	350,000
LAKE	544,551	544,551
LEE	999,621	635,859
Cape Coral		250,505
Ft. Myers		113,257
LEON	490,251	167,323
Tallahassee		322,928
LEVY	350,000	350,000
LIBERTY	350,000	350,000
MADISON	350,000	350,000
MANATEE	590,577	503,053
Bradenton		87,524
MARION	567,303	470,408
Ocala		96,895
MARTIN	350,000	350,000
MIAMI-DADE	2,228,408	1,437,101
Hialeah		191,866
Miami		380,166
Miami Beach		75,320
Miami Gardens		92,033
North Miami		51,922
MONROE	350,000	350,000
NASSAU	350,000	350,000
OKALOOSA	374,419	334,431
Ft. Walton Beach		39,988
OKEECHOBEE	350,000	350,000

Local Government	County Total	County Share/ City Share
ORANGE	1,762,917	1,387,592
Orlando		375,325
OSCEOLA	551,276	437,052
Kissimmee		114,224
PALM BEACH	1,887,024	1,430,741
Boca Raton		122,468
Boynton Beach		98,691
Delray Beach		87,747
West Palm Beach		147,377
PASCO	760,188	760,188
PINELLAS	1,326,437	692,931
Clearwater		156,785
Largo		113,012
St. Petersburg		363,709
POLK	953,595	744,090
Lakeland		150,191
Winter Haven		59,314
PUTNAM	350,000	350,000
ST. JOHNS	416,821	416,821
ST. LUCIE	501,121	122,825
Ft. Pierce		73,063
Port St. Lucie		305,233
SANTA ROSA	354,701	354,701
SARASOTA	638,154	552,514
Sarasota		85,640
SEMINOLE	696,584	696,584
SUMTER	350,000	350,000
SUWANNEE	350,000	350,000
TAYLOR	350,000	350,000
UNION	350,000	350,000
VOLUSIA	782,940	550,251
Daytona Beach		98,102
Deltona		134,587
WAKULLA	350,000	350,000
WALTON	350,000	350,000
WASHINGTON	350,000	350,000
TOTAL	38,838,875	38,838,875
DR Holdback & Compliance Monitoring		5,111,125
Catalyst		500,000
Total estimated appropriation		44,450,000

18-0783

BOARD OF COUNTY COMMISSIONERS
PALM BEACH COUNTY, FLORIDA
BUDGET AMENDMENT



Page 1 of 1
BGEX-143-0605180000001455
BGRV-143-0605180000000417

FUND 1100 - Affordable Housing Trust Fund (SHIP)

Use this form to provide budget for items not anticipated in the budget.

ACCOUNT NUMBER	ACCOUNT NAME	ORIGINAL BUDGET	CURRENT BUDGET	INCREASE	DECREASE	ADJUSTED BUDGET	EXPENDED/ ENCUMBERED June 5, 2018	REMAINING BALANCE
REVENUE								
143-7176-3469	State Grant - Other Human Services	7,745,305	4,515,043	1,430,741	0	5,945,784		
	<u>TOTAL REVENUE</u>	15,198,482	15,307,632	1,430,741	0	16,738,373		
<u>EXPENDITURES</u>								
143-7175-3401	Other Contractual Services	0	50,000	143,074		193,074	481	192,593
143-7176-8301	Contributions for Individuals	6,135,000	5,036,201	1,287,667		6,323,868	194,765	6,129,103
	<u>TOTAL EXPENDITURES</u>	15,198,482	15,307,632	1,430,741	0	16,738,373		

Department of Housing and Economic Sustainability
INITIATING DEPARTMENT/DIVISION
Administration/Budget Department Approval
OFMB Department - Posted

Signatures



Date
6/12/18
6/14/18

By Board of County Commissioners
At Meeting of :
July 10, 2018
Deputy Clerk to the
Board of County Commissioners