

PALM BEACH COUNTY
BOARD OF COUNTY COMMISSIONERS
AGENDA ITEM SUMMARY

Meeting Date: March 10, 2020 Consent Regular
 Ordinance Public Hearing

Department:
Submitted By: Palm Beach County Sheriff's Office
Submitted For: Palm Beach County Sheriff's Office

I. EXECUTIVE BRIEF

Motion and Title: Staff recommends motion to: (A) Accept on behalf of the Palm Beach County Sheriff's Office, a Bureau of Justice Assistance (BJA) State Criminal Alien Assistance Program FY 2019 Grant in the amount of \$289,895 for the period of December 31, 2019, through the date all funds have been spent; and (B) Approve a Budget Amendment of \$289,895 increasing the Sheriff's Grants Fund.


Summary: The Bureau of Justice Assistance (BJA) has made funds available to be used for correctional purposes. These funds will be used in accordance with the Department of Justice Reauthorization Act of 2005. There is no match requirement associated with this award. Countywide (LDC)


Background and Justification: The Bureau of Justice Assistance (BJA), Office of Justice Programs, U.S. Department of Justice, in conjunction with the U.S. Department of Homeland Security (DHS) provides federal funding to states and localities that incurred correctional officer salary costs for incarcerating undocumented criminal aliens who have at least one felony or two misdemeanor convictions for violations of state or local law, and who are incarcerated for at least 4 consecutive days during the reporting period. This program has assisted states and localities which have requested assistance in defraying the cost incurred for the imprisonment of undocumented criminal aliens, resulting in more than \$4 billion in funds being distributed to over 660 unique jurisdictions in the last 10 years. The Catalog of Federal Domestic Assistance (CFDA) number is 16.606 and the contract number is 2020-AP-BX-1138.

Attachments:

- 1. Budget Amendment
- 2. Award Documents

=====

RECOMMENDED BY:  2/13/20
DEPARTMENT DIRECTOR DATE

APPROVED BY:  02/21/20
COUNTY ADMINISTRATOR DATE

II. FISCAL IMPACT ANALYSIS

A. Five Year Summary of Fiscal Impact:

Fiscal Years	2020	2021	2022	2023	2024
Capital Expenditures	289,895				
Operating Costs	0				
External Revenues	(289,895)				
Program Income (County)					
In-Kind Match (County)	0				
Net Fiscal Impact	0				
# Additional FTE Positions (Cumulative)	0				

Is Item Included in Current Budget: YES _____ NO X

Budget Account No.: Fund 1152 Agency 160 Org 2373 Object 3129

Reporting Category _____

Does this item include the use of federal funds : YES X NO _____

B. Recommended Sources of Funds / Summary of Fiscal Impact:

The State Criminal Alien Assistance Program FY 2019 Grant is funded through the Bureau of Justice Assistance. There is no match requirement associated with this award.

State Criminal Alien Assistance Program FY 2019 Grant	<u>\$289,895</u>
Total Program Budget	<u>\$289,895</u>

III REVIEW COMMENTS

A. OFMB Fiscal and/or Contract Administration Comments:

Robert Brown 2/14/2020
 OFMB
 2/14 ASD
 2/14

Dr. S. [Signature] 2/19/2020
 Contract Administration
 2/18/20 TW

B. Legal Sufficiency:

[Signature] 2/19/2020
 Assistant County Attorney

C. Other Department Review:

 Department Director

This summary is not to be used as a basis for payment.

20-0401


BOARD OF COUNTY COMMISSIONERS
PALM BEACH COUNTY, FLORIDA
BUDGET AMENDMENT

FUND 1152 - Sheriff's Grants Fund

Use this form to provide budget for items not anticipated in the budget.

BGEX 021420-1024
BGRV 021420-416

ACCT.NUMBER	ACCOUNT NAME	ORIGINAL BUDGET	CURRENT BUDGET	INCREASE	DECREASE	ADJUSTED BUDGET	EXPENDED/ ENCUMBERED	REMAINING BALANCE
Revenues								
160-2373-3129	State Criminal Alien Assistance Program FY19 Federal Grant - Other Public Safety	0	0	289,895	0	289,895		
TOTAL REVENUES		9,042,900	\$9,757,136	\$289,895	\$0	10,047,031		
Expenditures								
160-2373-9498	State Criminal Alien Assistance Program FY19 Transfer to Sheriff's Fund 1902	0	0	289,895	0	289,895		
TOTAL EXPENDITURES		9,042,900	\$9,757,136	\$289,895	\$0	10,047,031		

Palm Beach County Sheriff's Office	Signatures	Date	By Board of County Commissioners At Meeting of March 10, 2020
INITIATING DEPARTMENT/DIVISION		2/13/20	
Administration/Budget Department Approval		2/14/2020	Deputy Clerk to the Board of County Commissioners
OFMB Department - Posted			

From: SCAAP
To: [Rowlands, Gena A.](#)
Subject: State Criminal Alien Assistance Program – FY 2019 SCAAP Award Announcement
Date: Tuesday, December 31, 2019 1:30:33 PM

This email was sent from an external (non-PBSO) source.

Dear SCAAP Recipient:

The Bureau of Justice Assistance (BJA) is pleased to announce that your Fiscal Year (FY) 2019 State Criminal Alien Assistance Program (SCAAP) award is complete and ready for drawdown. The 2019 SCAAP award amounts are listed on the SCAAP website.

Please follow the instructions below to accept your FY 2019 SCAAP award:

-Access the Office of Justice Programs (OJP) Grants Management System (GMS) web site at <https://grants.ojp.usdoj.gov/> and log on using your SCAAP user ID and password.

-Locate the Application status block that contains your FY 2019 SCAAP application. You will see the "View" and "Drawdown" links under the "Action" header located on the right side of this block.

-Click on "Drawdown." This will take you to an acceptance screen that displays your award number, jurisdiction name, and award amount at the top. Please print this screen for your records. Select at least one use of SCAAP funds on the provided list. Multiple selections are possible by holding down the Control key and clicking on the mouse.

-Review and click the certification checkbox before accepting the award. Only an employee (authorized representative or authorized point of contact) of the jurisdiction may accept the SCAAP funds.

-Use of SCAAP Awards: The Department of Justice Reauthorization Act of 2005 (Pub. L. 109-162, Title XI) included the following requirement regarding the use of SCAAP funds: "Amounts appropriated pursuant to the authorization of appropriations in paragraph (5) that are distributed to a State or political subdivision of a State, including a municipality, may be used only for correctional purposes." Beginning with FY 2007 SCAAP awards, SCAAP funds must be used for correctional purposes only" https://www.bja.gov/Funding/19SCAAP_Program_Requirements.pdf.

-Located at the bottom of the screen are the "Accept" and "Decline" buttons. After you accept your award, you will be taken to a screen that confirms your acceptance. Applicants are required to accept awards online within 60 calendar days of this award notice. This email serves as notice for you to accept your FY 2019 SCAAP award online. Please retain this email for your records.

-Following your acceptance of the SCAAP terms, conditions, and award amount, OJP will initiate an electronic payment to your bank account of record, verified through the

online SCAAP registration process. Please retain the acceptance documents for your records.

-Allow 15 business days (from the date of acceptance) for the electronic payment process to occur.

For password resets, technical or system-related questions, please call the GMS Helpdesk at 1-888-549-9901, Option 3.

For questions concerning your SCAAP award amount or other award questions, please email scaap@usdoj.gov or call 202-353-4411.

For questions related to the electronic transfer of funds or bank account of record, please contact the OJP Office of the Chief Financial Officer Customer Service Center at 1-800-458-0786 or AskOCFO@usdoj.gov.

Thank you

SCAAP Program Team

Bureau of Justice Assistance

This email was sent to rowlandsg@pbso.org using GovDelivery Communications Cloud on behalf of: Office of Justice Programs · 810 Seventh Street, NW · Washington, DC 20531 · 202-514-2000

Intended Use of Funds

Jurisdiction: Palm Beach County Sheriff's Office

State: FL

OJP Vendor Number: 596000786

Award Number: 2020-AP-BX-1138

Final Award Amount: \$289,895.00

Intended Use of Funds: Prison Industries
Job Preparedness
Salaries for corrections officers
Inter/Intra Agency Information Sharing
Gang intervention training
Tracking devices and electronic monitoring
Less than lethal technology training
Specific trade employment skills
Facility/program evaluations personnel
Vehicle rental/purchase for transport of inmates
Construction for inmate housing, inmate programs, prison industries in ADA compliance
GED testing
Medical Services
Diversity training
Overtime costs required by negotiated contract or regulation such as union agreements and required post staffing minimums
Performance based bonuses
Workforce recruitment and retention study
Trainers for corrections officers and/or offenders
Mental Health Services
Bi-lingual language skills
Prison rape training
Community corrections - probation and parole
Disaster preparedness and continuity of operations for corrections facility
Special Community Corrections Units (sex offender / mental health)
Offender management software
Bi-lingual language skills
Trainers for corrections officers and/or offenders
Specific trade employment skills
Community corrections - probation and parole
Offender management software
Workforce recruitment and retention study
Prison rape training

Construction for inmate housing, inmate programs,
prison industries in ADA compliance
Medical Services
Mental Health Services
Less than lethal technology training
Inter/Intra Agency Information Sharing
Facility/program evaluations personnel
Tracking devices and electronic monitoring
Salaries for corrections officers
GED testing
Special Community Corrections Units (sex offender
/ mental health)
Disaster preparedness and continuity of operations
for corrections facility
Performance based bonuses
Gang intervention training
Diversity training
Prison Industries
Job Preparedness
Overtime costs required by negotiated contract or
regulation such as union agreements and required
post staffing minimums
Vehicle rental/purchase for transport of inmates

2019 SCAAP Award Amounts

STATE	APPLICANT_NAME	FINAL_AWARD_AMOUNT
AK	Alaska Department of Corrections	\$60,010
AL	County of DeKalb	\$3,654
AL	County of Montgomery	\$10,227
AR	County of Polk	\$373
AR	Arkansas Department of Community Correction	\$835
AR	County of Sebastian	\$15,559
AR	County of Pulaski	\$24,688
AR	County of Benton	\$26,687
AR	County of Washington	\$76,382
AS	Criminal Justice Plannning Agency	\$32,876
AZ	Mohave County	\$82
AZ	County of Greenlee	\$602
AZ	Gila County Sheriff's Office	\$1,081
AZ	County of Apache	\$3,025
AZ	County of Navajo	\$5,152
AZ	County of Graham	\$5,916
AZ	COUNTY OF COCHISE	\$19,552
AZ	Yuma County	\$33,739
AZ	County of Yavapai	\$43,469
AZ	Pinal County	\$58,193
AZ	Santa Cruz County Detention Center	\$179,085
AZ	County of Pima	\$272,451
AZ	Maricopa County Sheriff's Office	\$711,355
AZ	State of Arizona	\$6,772,527
CA	County of Plumas	\$844
CA	Siskiyou County	\$2,927
CA	County of Calaveras	\$4,972
CA	Colusa County	\$5,143
CA	County of Tuolumne	\$7,464
CA	County of Amador	\$8,299
CA	GLENN COUNTY	\$10,583
CA	County of Humboldt	\$18,241
CA	County of Nevada	\$23,340
CA	County of Butte	\$28,707
CA	County of Yuba	\$30,172
CA	County of Tehama	\$30,733
CA	San Benito County	\$35,197
CA	El Dorado County	\$39,723
CA	County of Sutter	\$47,653
CA	Kings County	\$113,826
CA	County of Placer	\$123,421
CA	County of Yolo	\$123,462
CA	County of San Luis Obispo	\$154,795
CA	County of Madera	\$159,656
CA	SANTA CRUZ COUNTY	\$177,087
CA	County of Stanislaus	\$189,092
CA	County of San Bernardino	\$274,821
CA	Santa Barbara County	\$296,307
CA	Marin County	\$315,108
CA	San Joaquin County	\$344,119
CA	Solano County Sheriff's Department	\$351,562
CA	County of Fresno	\$357,382
CA	County of Sacramento	\$455,665
CA	County of Kern	\$545,968

CA	County of Tulare	\$652,370
CA	Contra Costa County	\$667,224
CA	Alameda County	\$854,837
CA	COUNTY OF VENTURA	\$959,843
CA	County of San Diego	\$1,145,114
CA	County of Riverside	\$1,427,794
CA	County of Orange	\$2,465,578
CA	State of California	\$58,628,931
CO	Clear Creek County	\$2,405
CO	Elbert County Sheriffs Office	\$2,922
CO	County of Yuma	\$3,194
CO	County of Teller	\$4,685
CO	County of Lincoln	\$4,765
CO	La Plata County Sheriff's Office	\$8,738
CO	County of Morgan	\$14,215
CO	County of Montrose	\$20,542
CO	Mesa County	\$30,370
CO	County of Eagle	\$33,364
CO	County of Pueblo	\$48,209
CO	Jefferson County	\$48,918
CO	Douglas County Government	\$60,699
CO	County of Larimer	\$78,988
CO	County of Boulder	\$96,638
CO	County of Weld	\$150,518
CO	El Paso County	\$303,971
CO	State of Colorado	\$2,414,079
CT	State of Connecticut Department of Correction	\$909,160
FL	Nassau County	\$1,820
FL	Hernando County	\$1,825
FL	County of Suwannee	\$2,442
FL	Charlotte County Sheriff's Office	\$2,719
FL	Marion County Board of County Commissioners	\$5,893
FL	COUNTY OF GILCHRIST	\$6,485
FL	Seminole County Sheriff's Office	\$6,965
FL	Sumter County Sheriff's Office (Project Management Agent)	\$11,033
FL	County of Hardee	\$13,827
FL	Hendry County	\$19,047
FL	Leon County	\$20,331
FL	Highlands County	\$22,286
FL	County of Clay	\$27,141
FL	county of indian river	\$33,653
FL	County of Volusia	\$50,482
FL	Alachua County	\$51,547
FL	County of Brevard	\$55,708
FL	Pinellas County	\$57,299
FL	Osceola County Board of County Commissioners	\$62,089
FL	City of Jacksonville	\$69,792
FL	County of Martin	\$97,939
FL	County of Sarasota	\$111,899
FL	Carrie Elizabeth Breeden	\$120,965
FL	St Lucie County	\$124,862
FL	Broward Sheriff's Office	\$136,649
FL	Manatee County Sheriff's Office	\$157,750
FL	Orange County	\$180,555
FL	Palm Beach County Sheriff's Office	\$289,895
FL	Collier County	\$391,116

FL	County of Hillsborough	\$550,859
FL	Miami Dade County	\$1,119,907
FL	State of Florida	\$7,380,287
GA	Macon-Bibb County	\$99
GA	Pickens County	\$1,541
GA	County of Gilmer	\$2,604
GA	County Of Newton	\$4,641
GA	County of Houston	\$10,088
GA	County Of Clarke	\$10,354
GA	County of Whitfield	\$11,883
GA	County of Floyd	\$18,951
GA	County of Coweta	\$29,276
GA	County of Douglas	\$31,229
GA	County of Chatham	\$44,618
GA	County of Muscogee	\$45,690
GA	Henry County Board of Commissioners	\$50,947
GA	DEKALB COUNTY	\$96,693
GA	Gwinnett County	\$104,641
GA	Hall County	\$105,022
GA	County of Clayton	\$138,990
GA	Georgia Criminal Justice Coordinating Council	\$991,932
GU	Government of Guam	\$586,147
HI	State of Hawaii	\$284,525
IA	County of Mahaska	\$680
IA	County of Story	\$3,049
IA	Crawford County	\$3,674
IA	County of Muscatine	\$7,488
IA	County of Scott	\$8,311
IA	County of Black Hawk	\$12,286
IA	Johnson County	\$15,609
IA	Woodbury County	\$31,464
IA	State of Iowa	\$267,247
ID	Elmore County Sheriff Office	\$1,218
ID	Bingham County	\$2,676
ID	County of Bannock	\$4,527
ID	County of Owyhee	\$4,686
ID	County of Blaine	\$5,755
ID	County Of Twin Falls	\$6,384
ID	County of Jerome	\$6,817
ID	County of Power	\$8,385
ID	Cassia County	\$8,546
ID	Bonneville County	\$8,978
ID	County of Gooding	\$21,135
ID	County of Ada	\$21,563
ID	Canyon County	\$43,694
ID	Idaho Department of Correction	\$248,053
IL	Iroquois County	\$2,864
IL	Peoria County	\$4,536
IL	Macon County	\$5,208
IL	County of Tazewell	\$5,245
IL	County of Sangamon	\$5,882
IL	County of Rock Island	\$6,453
IL	County of Henry	\$7,017
IL	County of McLean	\$8,090
IL	Dekalb County	\$10,562
IL	County of Ogle	\$10,846

IL	Champaign County	\$18,636
IL	County of Kendall	\$19,636
IL	County of Bureau	\$47,877
IL	Winnebago County	\$52,118
IL	DuPage County	\$57,015
IL	McHenry County Government	\$81,834
IL	County of Will	\$155,461
IL	County of Lake	\$158,616
IL	County of Kane	\$202,448
IL	Illinois Department of Corrections	\$8,257,010
IN	Noble County	\$2,740
IN	County of Grant	\$4,536
IN	County of Cass	\$8,160
IN	County of Allen	\$12,647
IN	County of Hendricks	\$16,544
IN	County of Lake	\$20,233
IN	Marion County Sheriff's Department	\$122,756
IN	Indiana Department of Correction	\$753,828
KS	County of Butler	\$4,046
KS	County of Sedgwick	\$48,548
KS	Unified Government of Wyandotte County	\$147,199
KS	Johnson County Kansas	\$287,874
KS	State of Kansas	\$325,626
KY	Boone County	\$3,591
KY	Lexington Fayette Urban County Government	\$35,916
KY	Louisville Metro Government	\$74,033
KY	Kentucky Department of Corrections	\$121,898
LA	Louisiana Department of Public Safety and Corrections	\$67,951
MA	Barnstable County Sheriff's Office	\$47,327
MA	Suffolk County Sheriff's Department	\$123,556
MA	Bristol County	\$236,550
MA	Massachusetts Department of Correction	\$1,858,302
MD	WICOMICO COUNTY DEPARTMENT OF CORRECTIONS	\$75
MD	Charles County Government	\$10,073
MD	County of Washington	\$11,242
MD	County of Carroll	\$11,258
MD	Frederick County	\$42,463
MD	Baltimore County, Maryland	\$92,783
MD	Harford County	\$119,876
MD	County of Howard	\$125,844
MD	Anne Arundel County, Maryland	\$127,278
MD	Prince Georges County Government	\$619,314
MD	State of Maryland	\$2,143,975
ME	County of York	\$4,271
ME	County of Lincoln	\$11,240
ME	State of Maine	\$29,509
MI	St. Joseph County	\$768
MI	County of Midland	\$1,950
MI	County of Ionia	\$1,957
MI	County of Calhoun	\$2,511
MI	County of Eaton	\$3,604
MI	County of Lenawee	\$3,755
MI	COUNTY OF GRATIOT	\$4,238
MI	Allegan County	\$4,475
MI	Livingston County	\$5,168
MI	County of Saginaw	\$5,570

MI	County of Kalamazoo	\$8,522
MI	County of Genesee	\$10,419
MI	County of Macomb	\$24,812
MI	County of Ottawa	\$26,452
MI	County of Kent	\$128,625
MI	WAYNE COUNTY	\$147,903
MI	State of Michigan	\$809,235
MN	Kandiyohi County	\$810
MN	County of Benton	\$3,442
MN	County of McLeod	\$5,098
MN	County of Freeborn	\$5,168
MN	Chippewa County	\$5,857
MN	County Of Blue Earth	\$7,201
MN	County of Goodhue	\$11,900
MN	County of Wright	\$15,247
MN	County of Scott	\$15,375
MN	Washington County	\$37,357
MN	Olmsted County	\$40,189
MN	County of Stearns	\$42,055
MN	County of Ramsey	\$122,440
MO	County of Phelps	\$1,178
MO	County of Platte	\$5,773
MO	County of Pettis	\$6,054
MO	Jackson County	\$9,168
MO	County of St Charles	\$13,842
MO	Missouri Department of Corrections	\$170,870
MP	CNMI	\$159,712
MS	State of Mississippi	\$5,349
MT	Montana Department of Corrections	\$23,588
NC	New Hanover County	\$1,543
NC	County of Columbus	\$3,494
NC	Henderson County Detention Center	\$4,574
NC	Craven County Sheriff's Office	\$5,135
NC	Transylvania County	\$5,595
NC	Davidson County	\$6,153
NC	County of Jackson	\$6,292
NC	Duplin County	\$8,479
NC	County of Lenoir	\$9,508
NC	County of Rockingham	\$9,877
NC	Montgomery County	\$10,024
NC	County of Brunswick	\$10,167
NC	County of Pitt	\$11,645
NC	Lee County	\$12,217
NC	County of Chatham	\$12,936
NC	Moore County	\$14,806
NC	Wayne County	\$15,970
NC	Rowan County	\$16,932
NC	County of Johnston	\$18,368
NC	Wilson County	\$18,738
NC	County of Randolph	\$21,371
NC	County of Catawba	\$21,839
NC	Iredell County	\$26,193
NC	County of Buncombe	\$41,133
NC	County of Robeson	\$43,439
NC	County of Cabarrus	\$45,397
NC	Alamance County	\$46,177

NC	Gaston County	\$48,723
NC	County of Cumberland	\$49,109
NC	Orange County	\$67,359
NC	Guilford County	\$107,898
NC	County of Durham	\$144,728
NC	Forsyth County	\$171,913
NC	Wake County	\$259,333
NC	Mecklenburg County	\$376,952
NC	State of North Carolina	\$3,527,570
ND	Cass County	\$22,429
NE	Buffalo County	\$7,284
NE	Saline County	\$8,482
NE	Dakota County	\$9,830
NE	County of Platte	\$14,436
NE	Dawson County	\$21,377
NE	County of Sarpy	\$55,355
NE	County of Hall	\$57,390
NE	Lancaster County	\$72,668
NE	State of Nebraska	\$242,165
NE	Douglas County	\$289,557
NH	County of Merrimack	\$1,360
NH	Hillsborough County	\$4,100
NH	State of New Hampshire	\$86,436
NJ	SALEM COUNTY, NJ	\$3,754
NJ	Cape May County	\$6,174
NJ	County of Gloucester	\$14,790
NJ	County of Sussex	\$28,026
NJ	COUNTY OF WARREN	\$40,907
NJ	Camden County	\$52,783
NJ	Cumberland County	\$52,872
NJ	Burlington County	\$77,921
NJ	SOMERSET COUNTY	\$114,440
NJ	Ocean County	\$151,289
NJ	County of Atlantic	\$177,270
NJ	Middlesex County	\$299,037
NJ	Morris County	\$309,679
NJ	Bergen County	\$345,391
NJ	County Of Monmouth	\$670,546
NJ	Union County	\$694,589
NJ	County of Hudson	\$1,530,357
NJ	County of Essex	\$3,529,184
NJ	State of New Jersey	\$4,509,346
NM	County of Taos	\$135
NM	Quay County	\$6,583
NM	County of Valencia	\$8,648
NM	Curry County	\$9,067
NM	County of Santa Fe	\$20,038
NM	County of Otero	\$20,838
NM	Bernalillo County	\$225,833
NV	Lyon County Sheriff's Office	\$2,512
NV	Nye County Sheriff's Office	\$3,867
NV	County of Pershing	\$4,244
NV	Elko County	\$20,194
NV	County of Humboldt	\$23,505
NV	City of Carson City	\$23,713
NV	City of Las Vegas	\$93,638

NV	Washoe County Sheriff's Office	\$210,538
NV	Clark County	\$1,041,081
NV	Nevada Department of Corrections	\$2,878,784
NY	County of Columbia	\$556
NY	County of Chemung	\$636
NY	Genesee County	\$930
NY	County of Fulton	\$1,576
NY	County of Livingston	\$2,745
NY	County of Steuben	\$2,987
NY	County of Wayne	\$5,170
NY	County of Onondaga	\$5,531
NY	Wyoming, County of	\$5,598
NY	Orleans County Sheriff's Dept.	\$6,163
NY	County of Oswego	\$6,546
NY	Chautauqua County Sheriff's Office	\$7,081
NY	County of Warren	\$7,224
NY	County of Rensselaer	\$12,206
NY	St. Lawrence County	\$16,039
NY	County of Herkimer	\$17,134
NY	County of Oneida	\$17,576
NY	County of Saratoga	\$17,775
NY	County of Ontario	\$17,937
NY	County of Niagara	\$19,724
NY	County Of Schenectady	\$29,121
NY	County of Albany	\$34,388
NY	County of Monroe	\$35,914
NY	County of Ulster	\$41,830
NY	County of Franklin	\$45,350
NY	County of Broome	\$46,040
NY	County of Erie	\$60,706
NY	Putnam County	\$94,054
NY	County of Dutchess	\$97,641
NY	County of Jefferson	\$124,294
NY	County of Orange	\$204,661
NY	Westchester County	\$293,951
NY	County of Rockland	\$362,515
NY	Suffolk County Sheriff's Office	\$3,142,688
NY	Nassau County	\$6,503,891
NY	State of New York	\$14,521,716
OH	Union County	\$1,041
OH	County of Greene	\$7,940
OH	County of Montgomery	\$17,259
OH	Butler County	\$45,190
OH	Cuyahoga County	\$47,042
OH	State of Ohio	\$938,851
OK	Johnston County	\$998
OK	COUNTY OF CUSTER	\$2,742
OK	County of Carter	\$3,230
OK	County of Comanche	\$8,862
OK	County of Cleveland	\$12,905
OK	Oklahoma County	\$75,201
OK	County of Tulsa	\$134,857
OK	Oklahoma Department of Corrections	\$1,023,508
OR	Coos County	\$1,355
OR	County of Union	\$1,920
OR	County of Malheur	\$3,692

OR	County of Umatilla	\$9,377
OR	Yamhill County Sheriff's Office	\$13,290
OR	Lane County	\$14,371
OR	County of Jackson	\$39,963
OR	Oregon Department of Corrections	\$2,468,167
PA	County of Crawford	\$2,560
PA	County of Lycoming	\$3,652
PA	County of Blair	\$4,019
PA	County of Indiana	\$4,428
PA	COUNTY OF FAYETTE	\$6,542
PA	COUNTY OF PIKE	\$7,790
PA	County of Westmoreland	\$10,533
PA	County of Centre	\$12,666
PA	County of Cumberland	\$13,988
PA	County of Lebanon	\$15,354
PA	County of Monroe	\$30,638
PA	County of Lancaster	\$31,026
PA	County of Berks	\$31,313
PA	County of Erie	\$37,160
PA	County of Dauphin	\$38,511
PA	Northampton County	\$41,545
PA	Lackawanna County	\$46,802
PA	Montgomery County	\$65,531
PA	County of Adams	\$76,334
PA	County of Lehigh	\$106,503
PA	County of Bucks	\$126,107
PA	County of Chester ,West Chester Pa	\$146,813
PA	COUNTY OF LUZERNE	\$164,066
PA	Pennsylvania Department of Corrections	\$2,446,554
PR	Puerto Rico Department of Corrections and Rehabilitation	\$439,858
RI	State of Rhode Island	\$1,002,858
SC	Greenwood County	\$5,753
SC	County of Laurens	\$8,183
SC	County of Dorchester	\$15,946
SC	County of Aiken	\$16,582
SC	Richland County Government	\$18,125
SC	County of York	\$26,382
SC	County of Horry	\$43,122
SC	County Council of Beaufort	\$45,110
SC	County of Greenville	\$120,984
SC	SOUTH CAROLINA DEPARTMENT OF CORRECTIONS (INC)	\$535,634
SD	Pennington County	\$4,485
SD	State of South Dakota	\$42,044
SD	Minnehaha County	\$42,152
TN	Lincoln County	\$1,929
TN	Dickson County Sheriff's Office	\$2,947
TN	Knox County Government	\$6,864
TN	County Of Hamblen	\$9,389
TN	Williamson County Sheriff's Department	\$12,033
TN	County of Sumner	\$24,886
TN	Hamilton County	\$25,196
TN	County of Montgomery	\$36,990
TN	Rutherford County	\$55,896
TN	Shelby County Sheriff's Office	\$116,833
TN	Tennessee Department of Correction	\$290,503
TX	County of Crane	\$136

TX	County of San Jacinto	\$1,366
TX	Brewster County	\$1,469
TX	County of Hemphill	\$1,563
TX	Titus County Jail	\$2,516
TX	HOCKLEY COUNTY	\$2,574
TX	County of Medina	\$2,774
TX	County of Goliad	\$3,257
TX	Maverick County	\$3,279
TX	Rusk County	\$3,311
TX	Bowie County	\$4,581
TX	County Of Kleberg	\$4,892
TX	Milam County	\$5,100
TX	County of Lee	\$5,595
TX	Caldwell County	\$5,904
TX	County of Hutchinson	\$6,072
TX	County of Zapata	\$6,208
TX	County of Polk	\$6,236
TX	County of Andrews	\$6,554
TX	County of Lamar	\$6,682
TX	County of Matagorda	\$6,793
TX	County of Bee	\$6,811
TX	County of Nacogdoches	\$6,983
TX	County of Wood	\$7,343
TX	County of Palo Pinto	\$7,377
TX	County of Brown	\$7,410
TX	County of Parker	\$7,432
TX	Liberty County, Texas	\$7,503
TX	County of Fayette	\$7,699
TX	County of Bailey	\$7,952
TX	LISA GARCIA	\$8,554
TX	County of Dallam	\$8,615
TX	County of Hill	\$8,778
TX	County of Angelina	\$9,121
TX	County of Upshur	\$9,142
TX	County of Cherokee	\$9,307
TX	Freestone County	\$9,806
TX	Burnet County	\$10,080
TX	County of Orange	\$10,307
TX	County of Parmer	\$10,569
TX	County of Wheeler	\$10,643
TX	Victoria County	\$10,764
TX	County of Harrison	\$12,378
TX	County of Limestone	\$12,637
TX	WISE COUNTY	\$12,680
TX	County of Walker	\$13,613
TX	Hood County	\$14,111
TX	Midland County	\$14,337
TX	County of Randall	\$14,370
TX	County Of Hunt	\$14,488
TX	County of Kerr	\$14,891
TX	Chambers County Texas	\$14,923
TX	County of Waller	\$14,996
TX	County of Gillespie	\$15,309
TX	County of Ector	\$15,513
TX	Tom Green County	\$15,627
TX	County of Castro	\$15,755

TX	Henderson County	\$16,049
TX	County of Jackson	\$16,740
TX	County of Kendall	\$16,833
TX	County of Ochiltree	\$18,013
TX	County of Taylor	\$18,081
TX	County of Deaf Smith	\$20,513
TX	Cooke County	\$20,544
TX	Kaufman County	\$22,022
TX	County of Gonzales	\$23,307
TX	County of Navarro	\$23,970
TX	County of Ellis	\$27,044
TX	County of Moore	\$27,535
TX	Jefferson County	\$32,058
TX	County of Starr	\$33,642
TX	County of Grayson	\$33,788
TX	COUNTY OF LUBBOCK	\$40,605
TX	Gregg, County of	\$41,946
TX	County of Brazos	\$43,543
TX	County of Nueces	\$43,725
TX	Hays County, Texas	\$46,978
TX	County of Johnson	\$54,476
TX	Brazoria County	\$55,133
TX	County of Rockwall	\$56,155
TX	County of Comal	\$58,303
TX	Potter County	\$59,491
TX	McLennan County	\$80,716
TX	County of Bastrop	\$89,538
TX	County of Bell	\$107,480
TX	County of Smith	\$110,230
TX	Galveston County	\$147,698
TX	County of Montgomery	\$152,953
TX	Webb County	\$155,882
TX	County of Williamson	\$163,558
TX	El Paso County	\$223,012
TX	County of Collin	\$277,219
TX	Travis County	\$300,551
TX	County of Denton	\$302,421
TX	County of Hidalgo	\$348,589
TX	County of Fort Bend	\$404,276
TX	Cameron County Sheriffs Dept	\$415,601
TX	County of Tarrant	\$441,124
TX	County of Bexar	\$507,956
TX	Harris County	\$2,118,983
TX	Texas Department of Criminal Justice	\$14,657,739
UT	County of Washington	\$20,396
UT	County of Weber	\$33,983
UT	Davis County Sheriff's Office	\$57,168
UT	County of Cache	\$190,250
UT	State of Utah	\$499,417
UT	Salt Lake County	\$500,529
VA	County of Culpeper	\$1,018
VA	Mecklenburg County	\$1,630
VA	County of Pittsylvania	\$1,961
VA	Billy Joe Roberts	\$2,028
VA	COUNTY OF CLARKE	\$2,165
VA	County of Brunswick	\$3,077

VA	Williamsburg City	\$3,350
VA	City of Charlottesville	\$4,478
VA	County of Nelson	\$4,761
VA	County of Henry	\$5,988
VA	City of Fredericksburg	\$6,247
VA	Grayson County Administration	\$6,317
VA	Rockingham County	\$8,611
VA	COUNTY OF FAUQUIER	\$9,131
VA	York County	\$9,637
VA	James City County	\$9,648
VA	City of Chesapeake	\$10,119
VA	City of Roanoke	\$11,569
VA	CITY OF WINCHESTER	\$15,336
VA	COUNTY OF SPOTSYLVANIA	\$15,577
VA	Henrico County	\$16,266
VA	City of Newport News	\$16,520
VA	City of Norfolk	\$20,510
VA	COUNTY OF STAFFORD	\$26,177
VA	COUNTY OF FREDERICK	\$26,432
VA	County of Albemarle	\$32,155
VA	City of Richmond, Virginia	\$45,153
VA	Arlington County	\$47,748
VA	City Of Manassas	\$68,068
VA	City of Alexandria	\$80,291
VA	City of Virginia Beach	\$89,350
VA	Chesterfield County	\$114,536
VA	Loudoun County	\$267,435
VA	County of Prince William	\$382,706
VA	County of Fairfax	\$1,182,537
VA	Commonwealth of Virginia	\$1,474,454
VI	Virgin Islands	\$536,933
WA	City of Renton	\$1,947
WA	City of Auburn	\$2,811
WA	Kitsap County	\$3,174
WA	County of Klickitat	\$3,220
WA	Adams County	\$3,752
WA	Lewis County	\$4,662
WA	Cowlitz County	\$4,868
WA	County of Walla Walla	\$5,928
WA	Kittitas County	\$8,534
WA	County of Okanogan	\$14,093
WA	County of Benton	\$35,854
WA	Skagit County	\$48,312
WA	County of Chelan	\$48,622
WA	County of Thurston	\$65,123
WA	Snohomish County	\$156,157
WA	County of Pierce	\$260,667
WI	County of Rusk	\$672
WI	Barron County, Wisconsin	\$1,212
WI	County of Grant	\$1,440
WI	Vilas County	\$2,183
WI	Kewaunee County	\$2,255
WI	County of Columbia	\$3,491
WI	Dunn County	\$3,763
WI	County of Taylor	\$4,356
WI	County of Waushara	\$4,947

WI	County of Trempealeau	\$6,047
WI	County of Manitowoc	\$6,887
WI	County of Door	\$7,568
WI	Washington County	\$7,877
WI	La Crosse County Sheriff's Department	\$9,095
WI	Eau Claire County	\$11,048
WI	County of Sauk	\$11,411
WI	Monroe County Sheriff's Department	\$12,044
WI	County of Lafayette	\$12,292
WI	Calumet County	\$15,526
WI	Winnebago County	\$15,740
WI	Portage County	\$16,646
WI	County of Fond du Lac	\$19,543
WI	Marathon County Government	\$19,590
WI	County of Racine	\$21,146
WI	County of Sheboygan	\$21,442
WI	County of Waukesha	\$21,723
WI	County of Jefferson	\$26,480
WI	County of Kenosha	\$26,483
WI	County of Rock	\$27,852
WI	County of Outagamie	\$33,778
WI	County of Walworth	\$48,311
WI	County of Brown	\$54,423
WI	County of Dane	\$155,160
WI	State of Wisconsin	\$1,349,021
WY	State of Wyoming	\$114,269