



**II. FISCAL IMPACT ANALYSIS**

**A. Five Year Summary of Fiscal Impact:**

| Fiscal Years             | 2021           | 2022             | 2023 | 2024 | 2025 |
|--------------------------|----------------|------------------|------|------|------|
| Capital Expenditures     |                |                  |      |      |      |
| Operating Costs          | 1,832,210      | 5,496,627        |      |      |      |
| External Revenue         | (1,292,164)    | (3,876,489)      |      |      |      |
| Program Income           | (17,641)       | (52,923)         |      |      |      |
| In-Kind Match (County)   |                |                  |      |      |      |
| <b>NET FISCAL IMPACT</b> | <b>522,405</b> | <b>1,567,215</b> |      |      |      |

| # ADDITIONAL FTE POSITIONS (Cumulative) |  |  |  |  |  |
|---|--|--|--|--|--|
|   |  |  |  |  |  |


Is Item Included in Current Budget? Yes  No   
 Does this item include the use of federal funds? Yes  No

Budget Account No.:  
 Fund 1006 Dept. 144 Unit 1443/1457/1458/1459/1461/1472/1481/1482 Object Var. Program Code Var.  
 Program Period Var.

**B. Recommended Sources of Funds/Summary of Fiscal Impact:**

Funding sources are Federal, State, Private Donations and Palm Beach County.



| Total Funding       | 1443             | 1472             | 1481           | 1482          | 1457           | 1458           | 1459           | 1461          | Total            |
|---------------------|------------------|------------------|----------------|---------------|----------------|----------------|----------------|---------------|------------------|
| Funds               | CCE              | ADI              | HCE            | RL            | 3B             | C1             | C2             | 3E            | Funds            |
| Grant               | 2,221,730        | 1,432,587        | 181,797        | 45,656        | 443,538        | 392,229        | 411,226        | 39,890        | 5,168,653        |
| Match (10%)         | 246,859          | 0                | 0              | 0             | 49,282         | 43,581         | 45,692         | 4,432         | 389,846          |
| NSIP                | 0                | 0                | 0              | 0             | 0              | 0              | 0              | 0             | 0                |
| Program Income      | 42,158           | 28,406           | 0              | 0             | 0              | 0              | 0              | 0             | 70,564           |
| Addnl. County Funds | <u>1,068,382</u> | <u>519,980</u>   | <u>65,429</u>  | <u>45,983</u> | 0              | 0              | 0              | 0             | <u>1,699,774</u> |
| <b>Total</b>        | <b>3,579,129</b> | <b>1,980,973</b> | <b>247,226</b> | <b>91,639</b> | <b>492,820</b> | <b>435,810</b> | <b>456,918</b> | <b>44,322</b> | <b>7,328,837</b> |

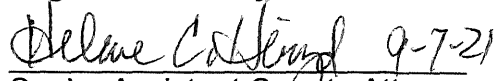
DocuSigned by:  
  
 05AC9C7CC5BC4A4...

**C. Departmental Fiscal Review:** \_\_\_\_\_  
 Julie Dowe, Director, Financial & Support Services

**I. REVIEW COMMENTS**

**A. OFMB Fiscal and/or Contract Development and Control Comments:**

 OFMB 8/22/21  
 UM 8/22/21  
 Contract Development and Control  
 9-7-21 TW

**B. Legal Sufficiency:**  
 9-7-21  
 Senior Assistant County Attorney

**C. Other Department Review:**

\_\_\_\_\_  
 Department Director  
 This summary is not to be used as a basis for payment.