

PALM BEACH COUNTY
BOARD OF COUNTY COMMISSIONERS
AGENDA ITEM SUMMARY

Meeting Date: November 16, 2021

Consent

Regular

Ordinance

Public Hearing

Department: Facilities Development & Operations

I. EXECUTIVE BRIEF

Motion and Title: Staff recommends motion to approve: an annual contract with the following contractors for general minor construction services on an as-needed basis through February 10, 2025.

<u>Contractor</u>	<u>Status</u>	<u>SBE or Non-SBE</u>
A) Close Construction, LLC	Non-Local	Non-SBE
B) Cooper Construction Management and Consulting, Inc.	Local	S/MBE
C) Florida Mechanical LLC	Local	Non-SBE
D) West Construction, Inc.	Local	Non-SBE

Summary: On February 11, 2020, the Board of County Commissioners (Board) approved the annual minor construction contract (R2020-0142 through R2020-0151). The work consists of construction services associated with repairs, improvements and renovations to County properties. The contractors now join the list of twenty-seven (27) already prequalified contractors for a total of thirty-one (31) prequalified contractors with a contract expiration date of February 10, 2025. The specific requirements of the work will be determined by individual work orders issued against this annual contract. These contracts are five (5) year indefinite-quantity contracts with a maximum cumulative value of \$5,000,000. Work is to be awarded as work orders on a lump-sum, competitively bid basis across all prequalified contractors. Contractors are allowed to qualify at any time and be added to this annual contract. Projects \$100,000 and over are advertised on the vendor self-service (VSS) website while projects \$200,000 and over are also advertised in the newspaper. Projects under \$100,000 are bid among the pool of pre-qualified contractors and for projects over \$100,000, the bidding pool is expanded to include any additional bidders responding to the specific project advertisement that submit a qualification application at least 10 days before the bid due date. This annual contract was presented to the Goal Setting Committee on August 21, 2019. The Committee applied the following three Affirmative Procurement Initiatives (API): 1) sheltered market for projects less than \$100,000, when three or more Small Business Enterprises (SBE) are qualified; or 2) 10% SBE Price Preference for projects \$100,000 or greater; or 3) a minimum mandatory 25% SBE subcontracting goal for multi-trade projects. Actual Small/Minority/Women Owned Business Enterprise (S/M/WBE) participation will be identified on each work order, and will be tracked cumulatively for all work orders issued. Current cumulative S/M/WBE participation for all work orders to-date under the minor annual contract is 87.61%. **(Capital Improvements) Countywide (LDC)**

Background and Justification: The pre-qualification for this contract was advertised on September 29, 2019. The contractors have met the established criteria and now join the list of twenty-seven (27) contractors already pre-qualified for the contract. For projects under \$100,000, work is awarded as work orders on a lump-sum, competitively bid basis among the pool of pre-qualified minor construction contractors. Additionally, projects \$100,000 and over are advertised on VSS, and projects \$200,000 and over are also advertised in the newspaper. Contractors may become pre-qualified and added to the general minor construction services contract at any time throughout the duration of the annual contract.

Attachment:

1. Contract for Close Construction, LLC
2. Contract for Cooper Construction Management and Consulting, Inc.
3. Contract for Florida Mechanical LLC
4. Contract for West Construction, Inc.
5. Annual Contract – Minor Construction # 19602: Control Sheet

Recommended By: *Donna C. Gal-Lois* Department Director 10/21/2021 Date

Approved By: *J. Baker* County Administrator 11/9/21 Date

II. FISCAL IMPACT ANALYSIS

A. Five Year Summary of Fiscal Impact:

Fiscal Years	2022	2023	2024	2025	2026
Capital Expenditures	_____	_____	_____	_____	_____
Operating Costs	_____	_____	_____	_____	_____
External Revenues	_____	_____	_____	_____	_____
In-Kind Match (County)	_____	_____	_____	_____	_____
NET FISCAL IMPACT	* _____	_____	_____	_____	_____
# ADDITIONAL FTE POSITIONS (Cumulative)	_____	_____	_____	_____	_____

Is Item Included in Current Budget: Yes No
 Does this items include use of federal funds? Yes No

Budget Account No: Fund _____ Dept _____ Unit _____ Object _____ Program _____



B. Recommended Sources of Funds/Summary of Fiscal Impact:


* There is no fiscal impact associated with this item. Work Orders requiring Board approval will be brought to the Board and the fiscal impact will be addressed at that time; otherwise, funding will come from projects previously approved by the Board.

C. Departmental Fiscal Review: 

III. REVIEW COMMENTS

A. OFMB Fiscal and/or Contract Development Comments:

<p> OFMB 10/27/21 QA 10-21-21 AP 10/26/21</p>	<p> Contract Development and Control 11/11/21 10-28-21 Tu</p>
--	---

B. Legal Sufficiency:

 Assistant County Attorney 11/2/21

C. Other Department Review:

 Department Director

Annual Contract - Minor #19602 : Control Sheet

All Contractors

Dollar Commitments, Renewals, and Expirations

Procurement Project Implementation Group

PROJECT INFORMATION						DOLLARS				SBE PARTICIPATION						
W.O. Approval DATE	PROJECT NUMBER	PROJECT NAME	G.C.	W.O. AMOUNT	W.O. #	\$ COMMITMENTS			\$ CAPACITY REMAINING	\$SBE Work Order	%SBE Work Order	\$M/WBE Work Order	%Minority Work Order	\$Black Work Order	\$Hispanic Work Order	\$Native American Work Order
						TO-DATE	AT RENEWAL	THIS TERM								
FYXX - Xst QUARTER																
						WMBE BREAKDOWN										
						TOTAL SBE \$	TOTAL SBE %	TOTAL WMBE \$	TOTAL WMBE %	BLACK	HISPANIC	NATIVE AMERICAN	ASIAN	WOMEN		
Minor Construction Annual						TOTAL WORK ORDERS										
		All Site Totals	All-Site	\$842,924.60		\$787,862.28	93.47%	\$744,910.60	88.37%	\$764,612.28	\$22,475.00	\$0.00	\$0.00	\$0.00	\$0.00	\$0.00
		Andrea Totals	Andrea	\$3,369,605.81		\$2,700,874.81	80.15%	\$80,909.00	2.40%	\$0.00	\$144,676.00	\$0.00	\$0.00	\$0.00	\$22,312.00	\$0.00
		ANZCO Totals	ANZCO	\$450,098.52		\$450,098.52	100.00%	\$0.00	0.00%	\$0.00	\$0.00	\$0.00	\$0.00	\$0.00	\$0.00	\$0.00
		Brothers Construction, Inc.	Brothers	\$0.00		\$0.00	0.00%	\$0.00	0.00%	\$0.00	\$0.00	\$0.00	\$0.00	\$0.00	\$0.00	\$0.00
		Clean Air Restoration, Inc. d/b/a Chandler Construction Co.	Chandler	\$199,930.00		\$179,937.00	90.00%	\$0.00	0.00%	\$0.00	\$0.00	\$0.00	\$0.00	\$0.00	\$179,937.00	\$0.00
		DCOTA Contracting, Inc.	DCOTA	\$0.00		\$0.00	0.00%	\$0.00	0.00%	\$0.00	\$0.00	\$0.00	\$0.00	\$0.00	\$0.00	\$0.00
		Docks & More Construction Co.	Docks	\$0.00		\$0.00	0.00%	\$0.00	0.00%	\$0.00	\$0.00	\$0.00	\$0.00	\$0.00	\$0.00	\$0.00
		E&F Florida Enterprises Inc. dba Creative Contracting Group	E&F	\$0.00		\$0.00	0.00%	\$0.00	0.00%	\$0.00	\$0.00	\$0.00	\$0.00	\$0.00	\$0.00	\$0.00
		Greenview Construction LLC	Greenview	\$0.00		\$0.00	0.00%	\$0.00	0.00%	\$0.00	\$0.00	\$0.00	\$0.00	\$0.00	\$0.00	\$0.00
		Hatcher Construction & Development, Inc.	Hatcher	\$34,400.00		\$34,400.00	100.00%	\$34,400.00	100.00%	\$34,400.00	\$0.00	\$0.00	\$0.00	\$0.00	\$0.00	\$0.00
		Hufcor, Inc.	Hufcor	\$0.00		\$0.00	0.00%	\$0.00	0.00%	\$0.00	\$0.00	\$0.00	\$0.00	\$0.00	\$0.00	\$0.00
		J. Rawn Enterprises, Inc.	Rawn	\$45,300.00		\$45,300.00	100.00%	\$0.00	0.00%	\$0.00	\$0.00	\$0.00	\$0.00	\$0.00	\$0.00	\$0.00
		Joe Schmidt Construction, Inc.	Schmidt	\$776,041.00		\$760,491.00	98.00%	\$0.00	0.00%	\$0.00	\$0.00	\$0.00	\$0.00	\$0.00	\$0.00	\$0.00
		Kelly Brothers, Inc.	Kelly	\$0.00		\$0.00	0.00%	\$0.00	0.00%	\$0.00	\$0.00	\$0.00	\$0.00	\$0.00	\$0.00	\$0.00
		Lambert Bros., Inc.	Lambert	\$0.00		\$0.00	0.00%	\$0.00	0.00%	\$0.00	\$0.00	\$0.00	\$0.00	\$0.00	\$0.00	\$0.00
		One Call Florida, Inc.	One Call	\$23,750.00		\$23,750.00	100.00%	\$0.00	0.00%	\$0.00	\$0.00	\$0.00	\$0.00	\$0.00	\$0.00	\$0.00
		Parsa Corporation	Parsa	\$0.00		\$0.00	0.00%	\$0.00	0.00%	\$0.00	\$0.00	\$0.00	\$0.00	\$0.00	\$0.00	\$0.00
		Poseiden Dredge & Marine, Inc.	Poseiden	\$0.00		\$0.00	0.00%	\$0.00	0.00%	\$0.00	\$0.00	\$0.00	\$0.00	\$0.00	\$0.00	\$0.00
		Ralph Della-Pietra, Inc.	RDP	\$116,460.00		\$116,460.00	100.00%	\$0.00	0.00%	\$0.00	\$0.00	\$0.00	\$0.00	\$0.00	\$0.00	\$0.00
		Randolph Construction Group, Inc.	Randolph	\$381,745.32		\$367,751.59	96.33%	\$367,751.59	96.33%	\$350,136.32	\$0.00	\$0.00	\$0.00	\$0.00	\$0.00	\$0.00
		Republic Construction Corp.	Republic	\$0.00		\$0.00	0.00%	\$0.00	0.00%	\$0.00	\$0.00	\$0.00	\$0.00	\$0.00	\$0.00	\$0.00
		Onel Construction LLC	Onel	\$0.00		\$0.00	0.00%	\$0.00	0.00%	\$0.00	\$0.00	\$0.00	\$0.00	\$0.00	\$0.00	\$0.00
		J.I.J. Construction Corp.	J.I.J.	\$0.00		\$0.00	0.00%	\$0.00	0.00%	\$0.00	\$0.00	\$0.00	\$0.00	\$0.00	\$0.00	\$0.00
		I. Q. Constructions, Inc.	I. Q.	\$0.00		\$0.00	0.00%	\$0.00	0.00%	\$0.00	\$0.00	\$0.00	\$0.00	\$0.00	\$0.00	\$0.00
		Engineered Comfort Solutions, Inc.	Engineered	\$0.00		\$0.00	0.00%	\$0.00	0.00%	\$0.00	\$0.00	\$0.00	\$0.00	\$0.00	\$0.00	\$0.00
		Regal Contractors, Inc.	Regal	\$0.00		\$0.00	0.00%	\$0.00	0.00%	\$0.00	\$0.00	\$0.00	\$0.00	\$0.00	\$0.00	\$0.00
		D.W. Recreation Services, Inc.	D.W.	\$0.00		\$0.00	0.00%	\$0.00	0.00%	\$0.00	\$0.00	\$0.00	\$0.00	\$0.00	\$0.00	\$0.00
		Close Constructions, LLC	Close	\$0.00		\$0.00	0.00%	\$0.00	0.00%	\$0.00	\$0.00	\$0.00	\$0.00	\$0.00	\$0.00	\$0.00
		Cooper Construction Management and Consulting, Inc.	Cooper	\$0.00		\$0.00	0.00%	\$0.00	0.00%	\$0.00	\$0.00	\$0.00	\$0.00	\$0.00	\$0.00	\$0.00
		Florida Mechanical LLC	Florida	\$0.00		\$0.00	0.00%	\$0.00	0.00%	\$0.00	\$0.00	\$0.00	\$0.00	\$0.00	\$0.00	\$0.00
		West Construction, Inc.	West	\$0.00		\$0.00	0.00%	\$0.00	0.00%	\$0.00	\$0.00	\$0.00	\$0.00	\$0.00	\$0.00	\$0.00
		Total		\$6,240,255.25		\$5,466,925.20	87.61%	\$1,227,971.19	19.68%	\$1,149,148.60	\$167,151.00	\$0.00	\$0.00	\$202,249.00	\$0.00	\$0.00