

9:30 AM

PALM BEACH COUNTY
BOARD OF COUNTY COMMISSIONERS
WORKSHOP SUMMARY

Meeting Date: November 23, 2021
Department: Office of Financial Management & Budget

Executive Brief

Title: Infrastructure Surtax Project Plan Overview and Status Update

Summary: The Infrastructure Surtax (IST) Project Plan was approved by the Board of County Commissioners (BCC) on April 4, 2017 totaling \$709,378,174. Staff will provide an update to estimated revenues and expenses. These changes were presented to the IST Oversight Committee on November 18, 2021 and a subsequent item will be brought to the BCC to adopt the amended plan. Countywide (MJ)

Background and Policy Issues: On November 8, 2016, the voters of Palm Beach County approved an Infrastructure Surtax Project Plan for one cent, maximum 10 years beginning January 1, 2017 (or if the surtax generates \$2.7 billion before September 1st of any year), creation of an oversight committee to audit spending for compliance with approved projects, and the following allocations: 50% to the School District, 30% to the County, and 20% to the Municipalities. The proceeds of such sales surtax will finance the renewal and replacement of existing capital investments including roadway surfaces, bridges, drainage improvements, canals, park amenities, and government buildings, all of which were deferred during the recent recession and remain outstanding, and projects to maintain levels of service.

Attachments:

1. Presentation

Recommended by: _____

Department Director

Date

11/15/2021

Approved By: _____

County Administrator

Date

11/16/21

II. FISCAL IMPACT ANALYSIS

A. Five Year Summary of Fiscal Impact:

Fiscal Years	<u>2022</u>	<u>2023</u>	<u>2024</u>	<u>2025</u>	<u>2026</u>
Capital Expenditures	\$129,378,870	\$103,946,138	\$89,394,822	\$107,107,558	\$86,728,800
Operating Costs	_____	_____	_____	_____	_____
External Revenues	(\$98,165,601)	(\$101,110,569)	(\$104,143,886)	(\$107,268,203)	(\$110,486,249)
Program Income (County)	_____	_____	_____	_____	_____
In-Kind Match (County)	_____	_____	_____	_____	_____
NET FISCAL IMPACT	\$31,213,269	\$2,835,569	(\$14,749,064)	(\$160,645)	(\$23,757,449)
No. ADDITIONAL FTE POSITIONS (Cumulative)	_____	_____	_____	_____	_____

Is Item Included In Current Budget? Yes _____ No X (Various Budgets)
 Does this Item Include the Use of Federal Funds? Yes _____ No X



Budget Account No.: Fund _____ Department _____ Unit _____ Object _____ Reporting Category _____

B. Recommended Sources of Funds/Summary of Fiscal Impact:
 Revenues are estimated assuming a 3% increase.


C. Departmental Fiscal Review: _____

III. REVIEW COMMENTS

A. OFMB Fiscal and/or Contract Dev. and Control Comments:

 _____ OFMB JA 11/15/21 AP 11/15/21	 _____ Contract Dev. and Control
--	---

B. Legal Sufficiency:



 for M. Jones 11/15/21
 Assistant County Attorney

C. Other Department Review:

 Department Director



Infrastructure Surtax

Palm Beach County, FL

Board of County Commissioners Workshop

November 23, 2021

Plan

- Approved by voters November 8, 2016
- Tax began January 1, 2017
- One-Cent
- Up to 10 Years
 - Ends if \$2.7 billion is collected before September 1st of any year
- Created citizen oversight committees to review spending for compliance with approved projects
- Distribution:

• School Board	50.0%
• PBC	30.0%
• Municipalities	20.0%



Sales Tax

- Surtax applies to all transactions subject to the State Sales Tax
- Tax applies to first \$5,000 of sales price of tangible personal property
- Many items exempt
 - Groceries, baby food, and formula
 - Medicines
- Surtax stays local

Ballot Language

PALM BEACH COUNTY DISTRICT SCHOOLS, CITIES AND COUNTY GOVERNMENT INFRASTRUCTURE ONE-CENT SALES SURTAX

To enhance education by improving district-owned school buildings, equipment, technology and security; purchase school buses, public safety vehicles and equipment; and equip, construct and repair roads, bridges, signals, streetlights, sidewalks, parks, drainage, shoreline and wastewater infrastructure, recreational and governmental facilities; shall the County levy a one-cent sales surtax beginning January 1, 2017 and automatically ending on or before December 31, 2026, with independent oversight by citizen committees?

_____ FOR THE ONE CENT SALES TAX

_____ AGAINST THE ONE CENT SALES TAX

Adopted Project List By Department and Category

Total \$709,378,174

Engineering

Bridge Modifications/Replacement	\$ 43,400,000
Roads - Resurfacing/Striping	86,600,000
Pathways	5,000,000
Signals & Signal Systems - Replacement/Enhancements	15,000,000
Street Lighting - New/Replacement	12,000,000
CR 880 Canal Bank Stabilization	5,000,000
Belvedere Road Canal Piping	1,000,000
Drainage Improvements/Pipe Replacements	28,000,000
Total	\$ 196,000,000

Facilities

Sheriff Buildings & Equipment - Replacement/Renovations	\$ 186,890,397
Judicial	74,026,527
Housing	31,200,000
General Government - Renewal/Renovations	95,922,200
Total	\$ 388,039,124

Parks

Playground Replacement	\$ 2,260,000
Sports Lighting & Court Replacement	13,367,000
Athletic Field Renovations	22,820,000
Roadway/Pathway/Bridge/Parking Lot/Access Repairs	5,227,550
Aquatic Facility Repair/Replacement	17,144,500
Building/Restroom/Septic/Pavillion Repair/Replacement	27,170,000
Boat Ramp Replacement	1,050,000
New/Existing Park Development/Redevelopment/Expansion	36,300,000
Total	\$ 125,339,050

Engineering Project Status

- Projects Complete by Engineering
 - 33 Resurfacing - \$24.0 m
 - 2 Signal & Signal Systems - \$0.7 m
 - 2 Drainage (Pipe Replacements) \$1.3 m
- Projects Completed by others
 - Seminole Dr. bridge over LWDD Lat. 16 Canal (by FDOT) \$0.7 m
 - Okeechobee Blvd & Sapodilla Ave. mast arm signal (by Kravis Center) \$0.5 m
- Projects Started
 - 15 Bridges
 - 16 Resurfacing
 - 23 Restriping
 - 2 Pathway
 - 4 Signal & Signal Systems
 - Many Street Lighting
 - 1 Canal Stabilization
 - 4 Drainage (Improvements)
 - 2 Drainage (Pipe Replacements)



Facilities Project Status

Completed

- Countywide Radio Replacement (General Government Facilities) - \$870,000
- Radio Replacements (Sheriff) - \$7,432,384

In Close-Out

- PBSO Evidence (Sheriff) - \$21,336,540
- Main County Courthouse Electronics System R/R (General Government Facilities) - \$12,999,700
- Main Detention Center Electronics (Sheriff) - \$10,300,000

Started

- Housing Units for Homeless, Extremely Low & Low Income (Housing) - \$25.5M
- Countywide ADA Renovations (General Government Facilities) - \$2,539,000
- PBSO Headquarters R/R (Sheriff) - \$41,102,000
- Four Points (General Government Facilities) - \$450,000
- Detention Center Facilities R/R (Sheriff) - \$33,000,000
- Central County Housing Resource Center HRC2 (Housing) – \$5,700,000
- Animal Care & Control (General Government Facilities) - \$21,000,000

Parks Project Status

	Completed	In Progress
Asphalt Paving and Striping	\$ 478,802	\$ 244,009
Aquatic Facility Repair and Replacement	-	888,114
Athletic Field Renovations	-	1,219,132
Bridge or Boardwalk Replacement	225,000	75,214
Existing Park Redevelopment or Expansion	-	448,967
Fencing Replacement	-	125,171
Fresh Water Boat Ramp Replacement	-	399,821
Group Pavilion Replacement	86,044	222,971
New Park Development*	-	11,662,795
Parking Lot Lighting Replacement	-	219,225
Playground Replacement	1,087,104	59,324
Public Building Repair, Replacement and Expansion	113,456	648,949
Restroom Replacement	88,486	-
Sanitary Sewer and Septic System Replacement	79,934	300,944
Sport Court Replacement and Resurfacing	32,000	-
Sport Lighting Replacement	3,741,429	2,741,328
Total	\$ 5,932,255	\$ 19,255,964

* Includes Canyon District & Multiple Community Parks



Revenue Summary

	Actual	Estimate	Budget	Projected	
	FY 2017 - FY 2020	FY 2021	FY 2022	FY 2023 - FY 2027	Total
Gross Revenues	\$ 313,552,448	\$ 97,000,000	\$ 98,165,601	\$ 450,408,068	\$ 959,126,117
Interest	7,916,029	2,434,920	2,130,000	10,000,000	22,480,949
Total	\$ 321,468,477	\$ 99,434,920	\$ 100,295,601	\$ 460,408,068	\$ 981,607,065

- FY 2021 estimate of \$97M is 10.6% higher than FY 2019
- FY 2022 Budget is based on State estimate
- FY 2023 and beyond assumes 3% annual increase
- Estimated FY 2022 General Reserves is \$73,556,121
- Surtax will end December 31, 2026

Revenue Summary – Ending a Year Early

	Actual	Estimate	Estimate	Projected	
	FY 2017 - FY 2020	FY 2021	FY 2022	FY 2023 - FY 2026	Total
Gross Revenues	\$ 313,552,448	\$ 97,000,000	\$ 100,880,000	\$ 356,183,397	\$ 867,615,845
Interest	7,916,029	2,434,920	2,130,000	10,000,000	22,480,949
Total	\$ 321,468,477	\$ 99,434,920	\$ 103,010,000	\$ 366,183,397	\$ 890,096,794

- FY 2022 would need to be 4% higher than FY 2021
- FY 2023 – FY 2026 assumes a 4% annual increase




Revenue and Expenditure Summary

	Actual FY 2017 - FY 2020	Estimate FY 2021	Budget FY 2022	Projected FY 2023 - FY 2027	Total
Gross Revenues	\$ 313,552,448	\$ 97,000,000	\$ 98,165,601	\$ 450,408,068	\$ 959,126,117
Interest	7,916,029	2,434,920	2,130,000	10,000,000	22,480,949
Total	\$ 321,468,477	\$ 99,434,920	\$ 100,295,601	\$ 460,408,068	\$ 981,607,065
Adopted Projects	\$ 262,225,721	\$ 75,246,832	\$ 77,474,597	\$ 294,431,024	\$ 709,378,174
Changes	1,700,000	8,400,000	-	-	10,100,000
Total	\$ 263,925,721	\$ 83,646,832	\$ 77,474,597	\$ 294,431,024	\$ 719,478,174

- Estimated Revenues exceeding expenses - \$262.1 million

Projects Current Estimates

- Potential excess funds
 - \$262.1 million
- Additional funds needed for projects
 - \$204.5 million
- Projects were reviewed by consultants and it was determined:
 - Projects were needed
 - Estimates were reasonable



Engineering Project Plan by Category

	Approved Plan	Additional Funding Needed	Proposed Budget
Belvedere Rd. Canal Piping	\$ 1,000,000	\$ 400,000	\$ 1,400,000
Bridge Modifications	12,200,000	15,352,484	27,552,484
Bridge Replacements	31,855,000	29,634,000	61,489,000
CR 880 Canal Bank Stabilization	5,000,000	-	5,000,000
Drainage (Pipe Replacements)	2,862,580	-	2,862,580
Drainage Improvements	25,000,000	1,100,000	26,100,000
Pathways	5,300,000	1,200,000	6,500,000
Resurfacing	74,278,111	20,275,242	94,553,353
Signals and Signal Systems	14,616,351	450,484	15,066,835
Street Lighting	12,000,000	-	12,000,000
Striping	9,000,000	-	9,000,000
Department Reserve	2,887,958	(1,381,000)	1,506,958
	\$ 196,000,000	\$ 67,031,210	\$ 263,031,210

Engineering Additional Funding - Projects by Category

	Approved Project Budget	Additional Funding Needed	Proposed Budget
Belvedere Rd. Canal Piping			
Belvedere Rd. Canal Piping	\$ 1,000,000	\$ 400,000	\$ 1,400,000
 Bridge Modifications			
Smith Sundry Rd. over LWDD Lat. 33 Canal	\$ 600,000	\$ 1,150,000	\$ 1,750,000
Palm Beach Lakes Blvd over FEC R/R	6,000,000	8,300,000	14,300,000
Lake Osborne Dr. over Lake Bass Canal	600,000	900,000	1,500,000
Donald Ross Rd. over Cypress Creek (N Br)	900,000	(899,758)	242
Donald Ross Rd. over Cypress Creek (S Br)	900,000	(899,758)	242
Barwick Rd. over LWDD Lat. 30 Canal	600,000	3,370,000	3,970,000
Clint Moore Rd. over LWDD E-4 Canal	600,000	(600,000)	-
East Ocean Ave. (C-812) over Hypoluxo Island Lagoon	600,000	4,782,000	5,382,000
CR-700 over SFWMD L-13 Canal	900,000	(750,000)	150,000
Bridge Modifications Total	\$ 11,700,000	\$ 15,352,484	\$27,052,484
 Bridge Replacements			
Prosperity Farms Rd. over SFWMD C-17 Canal	\$ 2,000,000	\$ 6,000,000	\$ 8,000,000
Belvedere Rd over E-3 Canal	1,800,000	300,000	2,100,000
Congress Ave. over PBC Lat. 2 Canal	800,000	400,000	1,200,000
Congress Ave. over LWDD Lat. 24 Canal	600,000	500,000	1,100,000

Engineering Additional Funding - Projects by Category

	Approved Project Budget	Additional Funding Needed	Proposed Budget
Bridge Replacements Cont'd			
Corkscrew Blvd. over SFWMD Miami Canal	\$ 900,000	\$ 4,475,000	\$ 5,375,000
Jupiter Beach Rd. over Branch of ICWW	700,000	2,329,000	3,029,000
Summit Blvd. over C-51 Canal	10,000,000	11,863,000	21,863,000
Duda Rd. over SFWMD Lat. 14 Canal (Hillsboro Canal)	1,000,000	4,467,000	5,467,000
Seminole Dr. over LWDD Lat. 16 Canal	700,000	(700,000)	-
Bridge Replacements Total	\$ 18,500,000	\$ 29,634,000	\$48,134,000
Drainage Improvements			
A1A from US1 to Donald Ross	\$ 500,000	\$ 500,000	\$ 1,000,000
Seminole Colony east (Okeechobee/Military)	1,200,000	300,000	1,500,000
Seminole Colony west (Okeechobee/Military)	1,000,000	300,000	1,300,000
Drainage Improvements Total	\$ 2,700,000	\$ 1,100,000	\$ 3,800,000
Pathways			
Belvedere Road canal piping and sidewalk addition	\$ 2,400,000	\$ 1,200,000	\$ 3,600,000
Resurfacing			
CR 880	\$ 3,000,000	\$ 300,000	\$ 3,300,000
Brown's Farms Road	2,000,000	300,000	2,300,000

Engineering Additional Funding - Projects by Category

Resurfacing Cont'd

	Approved Project Budget	Additional Funding Needed	Proposed Budget
Lantana Rd from I-95 to US-1	\$ 500,000	\$ 100,000	\$ 600,000
Lake Ida Rd from Congress Ave to Swinton Ave.	700,000	500,000	1,200,000
Seacrest Blvd from Gulfstream Blvd. to Hypoluxo Rd.	2,400,000	300,000	2,700,000
Hypoluxo Rd. from Military Trail to U.S. 1	1,400,000	740,000	2,140,000
Congress Ave. from Palm Beach Lakes to 45th St.	1,000,000	250,000	1,250,000
Belvedere Rd. from Benoist Farms to Jog Rd.	900,000	200,000	1,100,000
Woolbright Rd. from Congress Ave to Federal Hwy.	600,000	630,000	1,230,000
Lantana Rd. from Fla. Turnpike to Hagen Ranch Rd	300,000	280,000	580,000
Garden Rd. from Bee Line Hwy. to Investment Ln.	300,000	700,000	1,000,000
Davis Road from Melaleuca Ln. to Lake Worth Rd.	200,000	(199,758)	242
Palmetto Park Rd. from Glades Rd. to Crawford Blvd.	3,700,000	1,100,000	4,800,000
Jog Rd. from Linton Blvd to Lake Ida Rd	800,000	600,000	1,400,000
10Th Ave N. from Pinehurst Dr. to Haverhill Rd.	700,000	300,000	1,000,000
Palm Beach Lakes Blvd. from I-95 to U.S. 1	700,000	900,000	1,600,000
Belvedere Rd. from Jog Rd. to Haverhill Rd.	600,000	200,000	800,000
Westgate Ave. from Military Trail to Congress Ave.	500,000	250,000	750,000
Palm Beach Lakes Blvd. from Okeechobee Blvd. to I-95	400,000	500,000	900,000
S.W. 8th St. from S.W. 65th Ave. to Boca Rio Rd.	400,000	100,000	500,000
Sandy Run Rd. from 120th Place N. to Jupiter Farms Rd.	300,000	60,000	360,000

Engineering Additional Funding - Projects by Category

Resurfacing Cont'd	Approved Project Budget	Additional Funding Needed	Proposed Budget
Pipers Glen Blvd. from Jog Rd. to Military Trail	\$ 200,000	\$ 300,000	\$ 500,000
Fla Mango Rd. from Belvedere Rd. to N. of Old Okeechobee	200,000	70,000	270,000
Lantana Rd. from Hagen Ranch Rd. to I-95	2,000,000	1,280,000	3,280,000
Rodgers Rd. from County line to Miami Canal Rd.	500,000	70,000	570,000
Orange Blvd. from Seminole Pratt Whitney Rd. to Coconut	500,000	340,000	840,000
Old Boynton Rd. from Military Trail to Knuth Rd.	500,000	150,000	650,000
Haverhill Rd. from Roebuck Rd. to 45th St.	500,000	220,000	720,000
Boca Del Mar (Powerline to Palmetto)	400,000	50,000	450,000
10Th Ave N. from Congress Ave. to I-95	400,000	240,000	640,000
Kirk Rd. from Meleleuca Ln. to Purdy Ln.	400,000	200,000	600,000
Congress Ave. from Okeechobee Blvd. to Palm Beach Lakes	400,000	180,000	580,000
Center St. from Indiantown Rd. to Alt A-1-A	300,000	(300,000)	-
Old Dixie Hwy. from Alt A-1-A to County Line Rd.	300,000	200,000	500,000
Tabit Rd. from Dead End to N.W. Ave G	200,000	140,000	340,000
Eldorado Dr. from Pee Hokey Dr. to Muck City Rd.	200,000	(120,000)	80,000
Seville St. from Pee Hokey Dr. to Muck City Rd.	200,000	(120,000)	80,000
Joe Louis Blvd. from Dead End to Muck City Rd.	200,000	(115,000)	85,000
Rodgers Rd. from County line to E. 1.5 miles	200,000	(200,000)	-
Australian Ave. from 45th St. to Blue Heron Blvd.	200,000	600,000	800,000

Engineering Additional Funding - Projects by Category

Resurfacing Cont'd	Approved Project Budget	Additional Funding Needed	Proposed Budget
Indian / Scott / Spafford from Okeechobee Blvd. to Gardenia	\$ 200,000	\$ 40,000	\$ 240,000
Lake Ridge Blvd. from State Rd. 7 to Yamato Rd.	200,000	60,000	260,000
Boca Chase Dr. from Waterberry Dr. to State Rd. 7	200,000	330,000	530,000
Flavor Pict Rd. from Jog Rd. to Military Trail	200,000	300,000	500,000
Congress Ave. from Clint Moore Rd. to Lake Ida Rd.	2,400,000	900,000	3,300,000
Military Trail from Palmetto Park Rd to Clint Moore Rd.	2,300,000	800,000	3,100,000
Muck City Rd. from S.R. 700 to State Market Rd.	800,000	150,000	950,000
S.W. 18th St. from Boca Rio Rd. to Military Trail	700,000	600,000	1,300,000
Seminole Manor (residential roads)	500,000	200,000	700,000
Cam Estates (residential roads)	500,000	150,000	650,000
Royal Palm Beach Blvd. from 40th St. to Persimmon Blvd.	400,000	100,000	500,000
Jog Rd. from Forest Hill Blvd. to Summit Blvd.	400,000	300,000	700,000
Lakes of Boca Raton (residential roads)	200,000	600,000	800,000
Wedgeworth Rd. from Dead End to State Rd 880	200,000	(200,000)	-
Purdy Ln. from E-3 Canal to Kirk Rd.	200,000	200,000	400,000
Pioneer Rd. from Dead End to Jog Rd.	200,000	50,000	250,000
Lake Ida Rd. from Hagen Ranch Rd. to Congress Ave.	1,200,000	650,000	1,850,000
Old Dixie Hwy. from South County Line to Spanish River Blvd.	1,200,000	970,000	2,170,000
Corkscrew Blvd. from County line to U.S. 27	900,000	500,000	1,400,000

Engineering Additional Funding - Projects by Category

	Approved Project Budget	Additional Funding Needed	Proposed Budget
Resurfacing Cont'd			
El Clair Ranch Rd. from Atlantic Ave. to Boynton Beach Blvd.	\$ 700,000	\$ 660,000	\$ 1,360,000
Bolles Canal from U.S. 27 to West 5 Miles	600,000	200,000	800,000
Belvedere Rd. from Australian Ave. to U.S. 1	600,000	300,000	900,000
Hooker Hwy. from Harris Rd. to S.R. 715	600,000	(450,000)	150,000
Judge Winnikoff Rd. from State Rd. 7 to Glades Rd.	500,000	530,000	1,030,000
Meleleuca Ln. from Military Trail to Davis Rd.	300,000	260,000	560,000
Coconut Blvd. from Orange Blvd to Northlake Blvd	300,000	(300,000)	-
Ponderosa Dr. from Judge Winnikoff Rd. to Glades Rd.	300,000	190,000	490,000
Lakeside Green/Willow Pond Rd. (residential roads)	200,000	520,000	720,000
Forest Hill Park, Forest Manor, Nazarene Park(residential roads)	200,000	170,000	370,000
C.R. 827 from U.S. 27 to E. 2 miles	300,000	50,000	350,000
C.R 827 from C.R. 827A to North 1 Mile	200,000	50,000	250,000
Cannon Way. Loop Rd. @ Haverhill Rd.	200,000	100,000	300,000
Resurfacing Total	\$ 47,100,000	\$ 20,275,242	\$67,375,242

Engineering Additional Funding - Projects by Category

Signals and Signal Systems	Approved Project Budget	Additional Funding Needed	Proposed Budget
Boynton Beach Blvd. & Seacrest Blvd.	\$ 400,000	\$ 250,000	\$ 650,000
Le Chalet Blvd. & Military Trail	400,000	150,000	550,000
Hypoluxo Road & Military Trail	400,000	250,000	650,000
Old Boynton & Military Trail	400,000	(399,516)	484
Summit Blvd. & Haverhill Road	400,000	150,000	550,000
Lantana Road & Congress Avenue	400,000	250,000	650,000
Cascades Isle Blvd. & Jog Road	400,000	50,000	450,000
Donald Ross Road & Military Trail	400,000	250,000	650,000
Okeechobee Blvd. & Sapodilla Avenue	500,000	(500,000)	-
Signals and Signal Systems Total	\$ 3,700,000	\$ 450,484	\$ 4,150,484

Facilities Project Plan by Category

	Approved Plan	Additional Funding Needs	Proposed Budget
General Government Facilities	\$ 95,921,757	\$ 76,342,896	\$ 172,264,653
Housing	31,200,000	9,243,697	40,443,697
Judicial	74,026,527	2,781,610	76,808,137
Sheriff Equipment*	42,188,341	-	42,188,341
Sheriff - FDO	153,102,000	19,178,994	172,280,994
Department Reserve	499	-	499
	\$ 396,439,124	\$ 107,547,197	\$ 503,986,321

* includes body camera's, vehicles, and radios

Facilities Additional Funding - Projects by Category

	Approved Project Budget	Additional Funding Needed	Proposed Budget
General Government Facilities			
Four Points	\$ 450,000	\$ 830,000	\$ 1,280,000
Animal Care & Control	21,000,000	27,289,104	48,289,104
Government Center Renewal/Replacement	26,000,000	43,500,000	69,500,000
Countywide Buildings Renewal/Replacement	16,063,200	1,463,792	17,526,992
810 Datura Building Replacement	23,000,000	3,260,000	26,260,000
General Government Facilities Total	\$ 86,513,200	\$ 76,342,896	\$162,856,096
Central County Housing Resource Center	\$ 5,700,000	\$ 9,243,697	\$ 14,943,697
Judicial			
Judicial Partners Records Warehouse	\$ 23,000,000	\$ (23,000,000)	\$ -
Courthouse Buildout and Renovations	38,026,827	25,781,610	63,808,437
Judicial Total	\$ 61,026,827	\$ 2,781,610	\$ 63,808,437
Sheriff - FDO			
Headquarters R&R	\$ 41,102,000	\$ 6,577,994	\$ 47,679,994
Detention Center Facilities R/R (Phases 3-5)	33,000,000	10,000,000	43,000,000
North County Substation	2,800,000	(2,800,000)	-
Acreage Substation	3,350,000	301,000	3,651,000
Detention Facilities R/R (Phase 6)	40,000,000	4,100,000	44,100,000
PBSO District 1 Substation and Marine Unit	-	1,000,000	1,000,000
Sheriff - FDO Total	\$ 120,252,000	\$ 19,178,994	\$139,430,994

Parks Project Plan by Category

	Approved Plan	Additional Funding Needed	Proposed Budget
Aquatic Facility Repair and Replacement	\$ 17,144,500	\$ 13,175,600	\$ 30,320,100
Asphalt Paving & Striping	1,090,400	67,633	1,158,033
Athletic Field Renovations	23,030,000	(1,031,000)	21,999,000
Bridge or Boardwalk Replacement	475,000	-	475,000
Existing Park Redevelopment or Expansion	18,400,000	1,521,000	19,921,000
Fencing Replacement	500,000	-	500,000
Fresh Water Boat Ramp Replacement	1,050,000	91,500	1,141,500
Group Pavilion Replacement	1,371,044	62,500	1,433,544
New Park Development*	17,900,000	12,083,740	29,983,740
Parking Lot Lighting Replacement	3,202,000	460,830	3,662,830
Playground Replacement	3,866,893	-	3,866,893
Public Building Repair Replacement & Expansion	21,323,455	2,745,800	24,069,255
Restroom Replacement	3,578,485	465,000	4,043,485
Sanitary Sewer/Septic Systems	866,487	791,500	1,657,987
Sport Court Replacement/ Resurfacing	1,382,000	18,100	1,400,100
Sports Lighting Replacement	11,750,000	(470,000)	11,280,000
Department Reserves	108,786	(16,251)	92,535
	\$ 127,039,050	\$ 29,965,952	\$ 157,005,002

* includes Canyon District & Multiple Community Parks

Parks Additional Funding - Projects by Category

	Approved Project Budget	Additional Funding Needed	Proposed Budget
Aquatic Facility Repair and Replacement			
Lake Lytal Pool Facility Replacement	\$ 6,000,000	\$ 6,152,500	\$ 12,152,500
Aqua Crest Pool Facility Replacement	6,000,000	6,152,500	12,152,500
North County Pool Facility Repairs and Renovation	1,800,000	262,000	2,062,000
Coconut Cove Waterpark Facility Repairs and Renovation	1,100,000	349,000	1,449,000
Calypso Bay Waterpark Facility Repairs and Renovation	1,330,000	259,600	1,589,600
Aquatic Facility Repair and Replacement Total	\$ 16,230,000	\$ 13,175,600	\$ 29,405,600
 Asphalt Paving and Striping			
Okeeheelee North Parking Lot Repairs	\$ 65,000	\$ 8,900	\$ 73,900
Countywide Park Roadway and Parking Lot Striping	50,000	8,000	58,000
Lake Ida 4th Roadway Repairs	33,000	6,980	39,980
Burt Reynolds Parking Lot Repairs	22,650	6,359	29,009
Caloosa Park Roadway Repairs	20,000	6,200	26,200
Ocean Inlet Roadway Reapirs	10,000	2,600	12,600
Triangle Park Parking Lot Repairs	6,400	2,384	8,784
Dyer Park Parking Lot Repairs	45,000	9,050	54,050
Burt Reynolds Roadway Repairs	44,550	9,010	53,560
Dubois Park Parking Lot Repairs	35,000	8,150	43,150
Asphalt Paving and Striping Total	\$ 331,600	\$ 67,633	\$ 399,233

Parks Additional Funding - Projects by Category

	Approved Project Budget	Additional Funding Needed	Proposed Budget
Athletic Field Renovations			
West Boynton Park Athletic Field Renovation	2,000,000	185,000	2,185,000
Buttonwood Park Athletic Field Renovation	2,400,000	475,000	2,875,000
Loggers Run Park Athletic Field Renovation	3,200,000	(700,000)	2,500,000
Glades Pioneer Park Athletic Field Renovation	2,210,000	(991,000)	1,219,000
Athletic Field Renovations Total	\$ 9,810,000	\$ (1,031,000)	\$ 8,779,000
Existing Park Redevelopment or Expansion			
Okeeheelee Park South Expansion	\$ 3,500,000	\$ 205,000	\$ 3,705,000
South Bay RV Campground Electrical Upgrade	200,000	16,000	216,000
Riverbend/Loxahatchee River Battlefield Park	5,000,000	1,300,000	6,300,000
Existing Park Redevelopment or Expansion Total	\$ 8,700,000	\$ 1,521,000	\$ 10,221,000
Fresh Water Boat Ramps			
BASCR Boat Ramp Replacement	\$ 250,000	\$ 17,500	\$ 267,500
Okeeheelee Park Ski Lake Boat Ramp Replacement	400,000	74,000	474,000
Fresh Water Boat Ramps Total	\$ 650,000	\$ 91,500	\$ 741,500
Group Pavilion Replacement			
Countywide Picnic Shelter Replacement	\$ 300,000	\$ 34,000	\$ 334,000

Parks Additional Funding - Projects by Category

	Approved Project Budget	Additional Funding Needed	Proposed Budget
Group Pavilion Replacement Cont'd			
Sunset Cove Pavilion Replacement	150,000	9,500	159,500
Carlin Beach Pavilion Replacement	150,000	9,500	159,500
JPP Center Drive Pavilion Replacement	150,000	9,500	159,500
Group Pavilion Replacement Total	\$ 750,000	\$ 62,500	\$ 812,500
New Park Development			
Community Park New Development	\$ 5,900,000	\$ (900,000)	\$ 5,000,000
Canyon's District Park New Park Development	12,000,000	12,983,740	24,983,740
New Park Development Total	\$ 17,900,000	\$ 12,083,740	\$ 29,983,740
Parking Lot Lighting Replacement			
Jupiter Farms Parking Lot Light Replacement	\$ 60,000	\$ 40,000	\$ 100,000
Jupiter Beach Park Parking Lot Light Replacement	250,000	17,500	267,500
Ocean Reef Park Parking Lot Light Replacement	250,000	17,500	267,500
Caloosa Park Light Replacement	200,000	16,000	216,000
Carlin Park Parking Lot Light Replacement	200,000	16,000	216,000
Buttonwood Parking Lot Light Replacement	87,000	7,610	94,610
Okeeheelee Park Street and Parking Lot Light Replacement	350,000	46,000	396,000
West Boynton Parking Lot Light Replacement	285,000	42,100	327,100

Parks Additional Funding - Projects by Category

	Approved Project Budget	Additional Funding Needed	Proposed Budget
Parking Lot Lighting Replacement Cont'd			
Morikami Park Light Replacement	144,000	23,640	167,640
Pioneer Park Light Replacement	60,000	8,600	68,600
BASCR Street and Parking Lot Light Replacement	540,000	98,600	638,600
JPP Street and Parking Lot Light Replacement	300,000	52,000	352,000
Haverhill Park Parking Lot Light Replacement	200,000	38,000	238,000
Dyer Park Street and Parking Lot Light Replacement	192,000	37,280	229,280
Parking Lot Lighting Replacement Total	\$ 3,118,000	\$ 460,830	\$ 3,578,830
Public Building Repair Replacement and Expansion			
Lake Lytal Multipurpose Complex Building Replacement	\$ 780,000	\$ 73,400	\$ 853,400
Lake Lytal Softball Complex Building Replacement	780,000	73,400	853,400
Okeeheelee Park Soccer Complex Building Replacement	780,000	73,400	853,400
Lake Ida Park Maintenance Building Replacement	500,000	40,000	540,000
Lake Lytal Park Maintenance Building Replacement	500,000	40,000	540,000
Pinewoods Park Athletic Complex Building Replacement	780,000	96,800	876,800
Ocean Inlet Park and Marina Renovation and Expansion	5,000,000	700,000	5,700,000
JPP Parks Division Office Building Addition	2,500,000	325,000	2,825,000
Caloosa Park Var Building Renovation and Replacement	780,000	170,200	950,200
Canal Point Community Center Building Replacement	500,000	95,000	595,000
Carlin Park Maintenance Building Replacement	500,000	95,000	595,000

Parks Additional Funding - Projects by Category

Public Building Repair Replacement and Expansion Cont'd	Approved Project Budget	Additional Funding Needed	Proposed Budget
Dubois Park Maintenance Building Replacement	500,000	95,000	595,000
West Delray Regional Park Maintenance Building Replacement	500,000	95,000	595,000
JPP Maintenance Compound Var Building Replacement	2,000,000	440,000	2,440,000
Sandalfoot Cove Park Athletic Complex Building Replacement	780,000	168,600	948,600
JPP Campground Var Building Replacement	750,000	165,000	915,000
Public Building Repair Replacement and Expansion Total	\$ 17,930,000	\$ 2,745,800	\$ 20,675,800

Restroom Replacement

Canal Point Restroom Replacement	\$ 270,000	\$ 18,100	\$ 288,100
John Stretch Pavilion Restroom Replacement	270,000	18,100	288,100
Juno Park Restroom Replacement	270,000	18,100	288,100
Triangle Park Restroom Replacement	270,000	18,100	288,100
JPP Var Restroom Replacement	810,000	98,600	908,600
Carlin Park East Restroom Replacement	270,000	41,200	311,200
JPP Nursery Restroom Replacement	270,000	49,300	319,300
JPP Daycamp Restroom Replacement	270,000	49,300	319,300
JPP Restroom Number 10 Replacement	270,000	49,300	319,300
West Jupiter Park Restroom Replacement with Storage	250,000	47,500	297,500
Duncan Padgett Park Restroom Replacement	270,000	57,400	327,400
Restroom Replacement Total	\$ 3,490,000	\$ 465,000	\$ 3,955,000

Parks Additional Funding - Projects by Category

	Approved Project Budget	Additional Funding Needed	Proposed Budget
Sanitary Sewer and Septic System Replacement			
Juno Park Septic System Replacement	\$ 50,000	\$ 778,000	\$ 828,000
Morikami Park Septic System Replacement	150,000	9,500	159,500
Lake Lytal Park Septic System Replacement	50,000	4,000	54,000
Sanitary Sewer and Septic System Replacement Total	\$ 250,000	\$ 791,500	\$ 1,041,500
Sport Court Replacement and Resurfacing			
Lake Lytal Park Racquetball Court Replacement	270,000	18,100	288,100
Sports Lighting Replacement			
Sports Lighting Countywide FY20	\$ 1,300,000	\$ (273,000)	\$ 1,027,000
Sports Lighting Countywide FY21	4,050,000	(301,000)	3,749,000
Sports Lighting Countywide FY22	900,000	104,000	1,004,000
Sports Lighting Replacement Total	\$ 6,250,000	\$ (470,000)	\$ 5,780,000

Next Steps

- If revenue collections continue through 2026, revenues should cover all projects
- If revenue collections end in 2025, project plan could be short \$38.4 million
- Staff will bring amended plan to January BCC meeting for approval



Questions/Comments