

II. FISCAL IMPACT ANALYSIS

A. Five Year Summary of Fiscal Impact:

Fiscal Years	2022	2023	2024	2025	2026
Capital Expenditures	_____	_____	_____	_____	_____
Operating Costs	<u>\$1,359,020</u>	_____	_____	_____	_____
External Revenues	<u>(\$1,071,885)</u>	_____	_____	_____	_____
Program Income (County)	_____	_____	_____	_____	_____
In-Kind Match (County)	_____	_____	_____	_____	_____
NET FISCAL IMPACT	<u>\$287,135</u>	_____	_____	_____	_____
# ADDITIONAL FTE POSITIONS (Cumulative)	_____	_____	_____	_____	_____

Is Item Included in Current Budget? Yes X No _____
 Does this item include the use of federal funds? Yes _____ No X

Budget Account No.:

Fund 1232 Department 380 Unit 3308 Object 3401 Program _____

B. Recommended Sources of Funds/Summary of Fiscal Impact:

FIND Agreement No. PB-20-211	\$701,700
FDEP Agreement No. LPA0238	\$370,185
PBC ERM Manatee Protection Fund (1232)	\$287,135

C. Department Fiscal Review: *S. Murray*

III. REVIEW COMMENTS

A. OFMB Fiscal and /or Contract Dev. and Control Comments:

<u><i>Steve Mente</i></u> 11/1/21 OFMB	<u><i>Dr. J. Jacobson</i></u> 11/9/21 Contract Development and Control 11-9-21 TW
---	---

B. Legal Sufficiency:

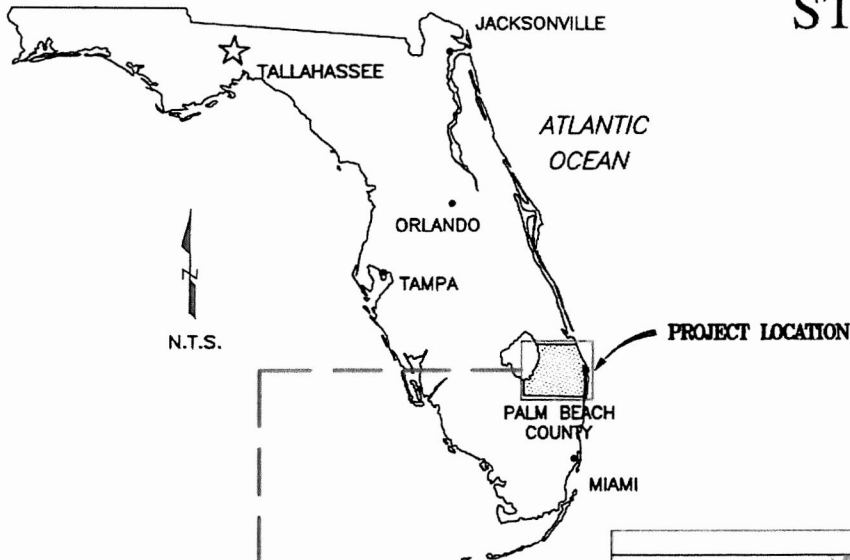
Ar L. Herman 11/9/21
Assistant County Attorney

C. Other Department Review:

Department Director

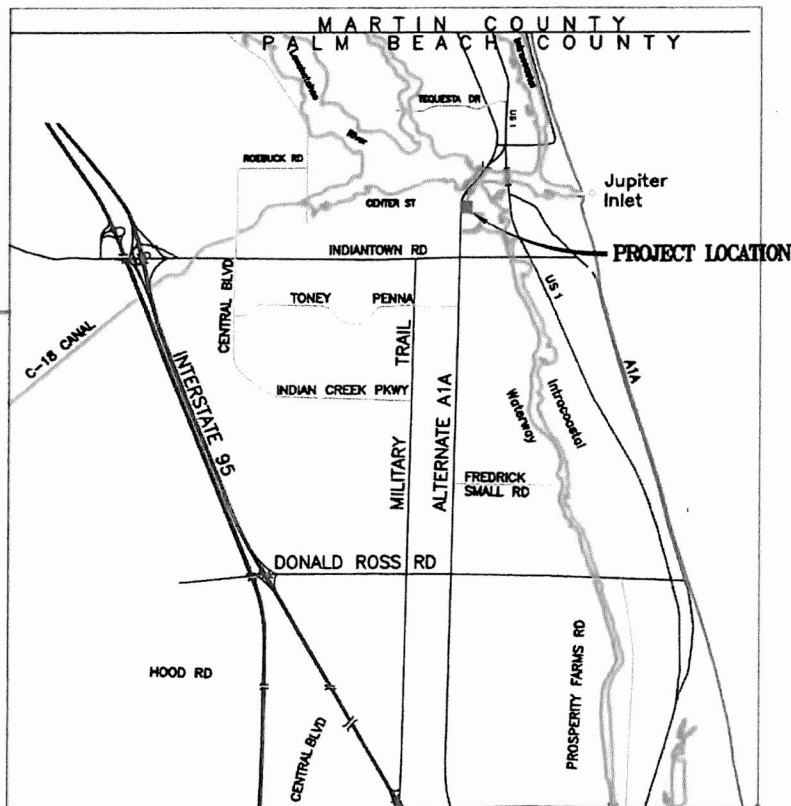
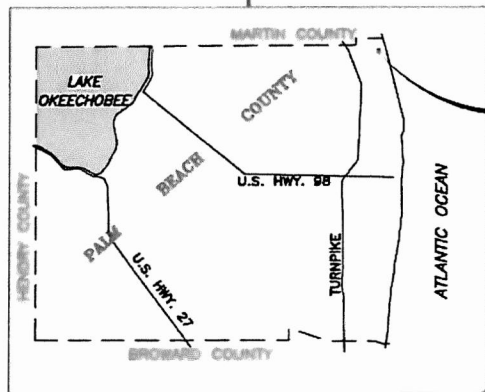
COUNTY OF PALM BEACH STATE OF FLORIDA

TOWN OF JUPITER



SHEET INDEX

SHEET NO.	CONTENTS
1	PROJECT LOCATION
2	TOPOGRAPHY & BATHYMETRY
3	SITE PLAN
4	SECTION AT NORTH INLET
5	SECTION AT NORTH INLET
6	SECTION AT SOUTH INLET
7	SECTION AT SOUTH INLET
8	SECTION AT CONNECTING CHANNEL
9	EXISTING LAND USE
10	PROPOSED LAND USE



LOCATOR MAP

THESE DRAWINGS
NOT FOR
CONSTRUCTION

Sheet:
1
OF
10

Project: **SAWFISH ISLAND
PERMIT DRAWINGS**
PROJECT LOCATION

Scale: AS NOTED
Drawn: IA

 **PALM BEACH COUNTY**
DEPARTMENT OF
ENVIRONMENTAL RESOURCES MANAGEMENT
2300 NORTH JOG ROAD, 4th FLOOR
WEST PALM BEACH, FLORIDA 33411
(561) 233-2400



Posting Time: 3:50PM

Department of Environmental Resources Management

2300 North Jog Road, 4th Floor
West Palm Beach, FL 33411-2743

(561) 233-2400

FAX: (561) 233-2414

www.pbcgov.com/erm



Palm Beach County Board of County Commissioners

Dave Kerner, Mayor

Robert S. Weinroth, Vice Mayor

Maria G. Marino

Gregg K. Weiss

Maria Sachs

Melissa McKinlay

Mack Bernard

County Administrator

Verdenia C. Baker

PALM BEACH COUNTY DEPARTMENT OF ENVIRONMENTAL RESOURCES MANAGEMENT

DATE: September 9, 2021

TO: Arbor Tree & Land, Inc.
Poseidon Dredge & Marine, Inc.
Custom Built Marine Construction, Inc.
Coston Marine Services, Inc.
Sea & Shoreline, LLC

FROM: Deborah Drum, Director *[Signature]* 9-9-21
Department of Environmental Resources Management

RE: **AWARD RECOMMENDATION**
Palm Beach County Sawfish Island Restoration
PBC/ERM PROJECT NO. 2021ERM03

Based on bid results for the above project, the Department of Environmental Resources Management recommends award of the above referenced contract to Arbor Tree & Land, Inc.

This Award Recommendation will be posted at the Department of Environmental Resources Management on the 4th Floor at 2300 N. Jog Road, West Palm Beach, Florida. The Award Recommendation may be protested by addressing your protest to Ms. Kathleen M. Scarlett, Director, Palm Beach County Purchasing Department, 50 South Military Trail, West Palm Beach, Florida 33415. Failure to file a protest to the Director of Purchasing within five (5) business days after posting of the Award Recommendation, as prescribed in Section IV (D) of the County Purchasing Ordinance 96-17, shall constitute a waiver of proceedings under the referenced County Ordinance.

We thank you for your continued interest in bidding Palm Beach County projects.

Attachments: Bid Evaluation Summary
Bid Tabulation

DD:MS:GS

c: Kathleen M. Scarlett, Director, Purchasing Department
Liz Herman, Assistant County Attorney II, County Attorney's Office

"An Equal Opportunity
Affirmative Action Employer"

Official Electronic Letterhead

Palm Beach County
Department of Environmental Resources Management
Construction Contract Bid Evaluation Summary

Project No.: 2021ERM03

Project Name: Palm Beach County Sawfish Island Restoration

Bid Opening: August 30, 2021

I. Lowest responsive, responsible bidder: Arbor Tree and Land, Inc.

II. Bidders, ranked from lowest to highest:

Bidder	Evaluated Bid Amount	SBE or DBE Participation	Business Location
1. Arbor Tree and Land, Inc.	\$1,359,020.00	N/E	N/E
2. Poseidon Dredge & Marine, Inc.	\$1,415,075.60	N/E	N/E
3. Custom Built Marine Construction, Inc.	\$1,565,568.00	N/E	N/E
4. Coston Marine Services, Inc.	\$1,617,820.99	N/E	N/E
5. Sea & Shoreline, LLC	\$1,944,936.00	N/E	N/E

N/E = Not Evaluated

III. Disqualified bidders:

Bidder	Reason
Custom Built Marine Construction, Inc.	<ul style="list-style-type: none"> Failure to submit 2 recommendation letters, per Bid Form Attachment 5
Sea & Shoreline, LLC	<ul style="list-style-type: none"> Failure to submit 2 recommendation letters, per Bid Form Attachment 5 Failure to submit Bid Schedule (unit prices), per Bid Form Attachment 13

IV. Alternate Bid Items used to determine Evaluated Bid Amount:

Not applicable

V. Did SBE Participation affect bid ranking?

Not applicable

VI. Did Local Preference affect bid ranking?

Not applicable

VII. Will Contract Award Amount differ from Evaluated Bid Amount?

No

**Palm Beach County
Department of Environmental Resources Management
Construction Contract Bid Tabulation**

ATTACHMENT 3. PAGE 3 OF 4

Project No.:		2021ERM03																			
Project Name		Palm Beach County Sawfish Island Restoration																			
Bid Opening:		August 30, 2021																			
Contract Time		210 calendar days																			
		ERM Estimate				Average of All Bids		Arbor Tree and Land				Poseidon Dredge & Marine				Custom Built Marine Construction					
LINE ITEMS		QUANTITY	UNIT	UNIT COST	TOTAL COST	UNIT COST	% of Estimate	UNIT COST	TOTAL COST	% of Avg	% of Estimate	UNIT COST	TOTAL COST	% of Avg	% of Estimate	UNIT COST	TOTAL COST	% of Avg	% of Estimate		
1	MOBILIZATION	1	LS	\$ 100,000.00	\$ 100,000.00	\$ 146,520.25	146.52%	\$ 200,000.00	\$ 200,000.00	136.50%	200.00%	\$ 115,113.00	\$ 115,113.00	78.56%	115.11%	\$ 120,968.00	\$ 120,968.00	82.56%	120.97%		
2	CLEARING AND GRUBBING	2.4	ACRE	\$ 40,000.00	\$ 96,000.00	\$ 46,620.81	116.55%	\$ 20,000.00	\$ 48,000.00	42.90%	50.00%	\$ 33,042.00	\$ 79,300.80	70.87%	82.61%	\$ 18,000.00	\$ 43,200.00	38.61%	45.00%		
3	SELECTIVE CLEARING	2.4	ACRE	\$ 20,000.00	\$ 48,000.00	\$ 21,254.33	106.27%	\$ 8,000.00	\$ 19,200.00	37.64%	40.00%	\$ 21,584.00	\$ 51,801.60	101.55%	107.92%	\$ 25,000.00	\$ 60,000.00	117.62%	125.00%		
4	EXCAVATION AND GRADING	18,000	CY	\$ 35.00	\$ 630,000.00	\$ 23.00	65.71%	\$ 22.00	\$ 396,000.00	95.65%	62.86%	\$ 33.00	\$ 594,000.00	143.48%	94.29%	\$ 25.00	\$ 450,000.00	108.70%	71.43%		
5	IN-WATER PLACEMENT OF SUITABLE MATERIAL (TRANSPORT/ PLACE)	16,100	CY	\$ 25.00	\$ 402,500.00	\$ 28.22	112.88%	\$ 31.00	\$ 499,100.00	109.85%	124.00%	\$ 18.65	\$ 300,265.00	66.09%	74.60%	\$ 25.00	\$ 402,500.00	88.59%	100.00%		
6	MATERIAL (TRANSPORT/DISPOSE)	1,900	CY	\$ 12.50	\$ 23,750.00	\$ 56.83	454.60%	\$ 30.00	\$ 57,000.00	52.79%	240.00%	\$ 29.00	\$ 55,100.00	51.03%	232.00%	\$ 110.00	\$ 209,000.00	193.58%	880.00%		
7	BEDDING STONE (SUPPLY/TRANSPORT/INSTALL)	440	TON	\$ 110.00	\$ 48,400.00	\$ 92.89	84.44%	\$ 60.00	\$ 26,400.00	64.59%	54.55%	\$ 106.00	\$ 46,640.00	114.12%	96.36%	\$ 125.00	\$ 55,000.00	134.57%	113.64%		
8	ARMOR STONE (SUPPLY/TRANSPORT/INSTALL)	1,060	TON	\$ 130.00	\$ 137,800.00	\$ 128.46	98.81%	\$ 92.00	\$ 97,520.00	71.62%	70.77%	\$ 137.57	\$ 145,824.20	107.10%	105.82%	\$ 165.00	\$ 174,900.00	128.45%	126.92%		
9	AQUATIC SIGN (SUPPLY/TRANSPORT/ISNTALL)	2	EA	\$ 3,500.00	\$ 7,000.00	\$ 5,716.00	163.31%	\$ 2,100.00	\$ 4,200.00	36.74%	60.00%	\$ 8,233.00	\$ 16,466.00	144.03%	235.23%	\$ 10,000.00	\$ 20,000.00	174.95%	285.71%		
10	UPLAND SIGN (SUPPLY/TRANSPORT/INSTALL)	1	EA	\$ 500.00	\$ 500.00	\$ 3,619.50	723.90%	\$ 1,100.00	\$ 1,100.00	30.39%	220.00%	\$ 1,607.00	\$ 1,607.00	44.40%	321.40%	\$ 10,000.00	\$ 10,000.00	276.28%	2000.00%		
11	KIOSK (SUPPLY/TRANSPORT/INSTALL)	1	EA	\$ 8,000.00	\$ 8,000.00	\$ 6,689.75	83.62%	\$ 6,500.00	\$ 6,500.00	97.16%	81.25%	\$ 5,590.00	\$ 5,590.00	83.56%	69.88%	\$ 10,000.00	\$ 10,000.00	149.48%	125.00%		
12	PICNIC TABLE (TRANSPORT/INSTALL)	4	EA	\$ 750.00	\$ 3,000.00	\$ 1,216.75	162.23%	\$ 1,000.00	\$ 4,000.00	82.19%	133.33%	\$ 842.00	\$ 3,368.00	69.20%	112.27%	\$ 2,500.00	\$ 10,000.00	205.47%	333.33%		
		TOTAL			\$ 1,504,950.00	\$ 1,489,371.15	98.96%		\$ 1,359,020.00	91.25%	90.30%		\$ 1,415,075.60	95.01%	94.03%		\$ 1,565,568.00	105.12%	104.03%		

*No unit prices submitted (Bid Form Attachment 13)

**Palm Beach County
Department of Environmental Resources Management
Construction Contract Bid Tabulation**

Project No.:		2021ERM03								< 50% of average (or Estimate)					
Project Name:		Palm Beach County Sawfish Island Restoration								= average (or Estimate)					
Bid Opening:		August 30, 2021								> 150% of average (or Estimate)					
Contract Time:		210 calendar days													
		ERM Estimate				Average of All Bids		Coston Marine Services				Sea & Shoreline*			
LINE ITEMS		QUANTITY	UNIT	UNIT COST	TOTAL COST	UNIT COST	% of Estimate	UNIT COST	TOTAL COST	% of Avg	% of Estimate	UNIT COST	TOTAL COST	% of Avg	% of Estimate
1	MOBILIZATION	1	LS	\$ 100,000.00	\$ 100,000.00	\$ 146,520.25	<i>146.52%</i>	\$ 150,000.00	\$ 150,000.00	102.37%	150.00%	\$ -	\$ -	0.00%	0.00%
2	CLEARING AND GRUBBING	2.4	ACRE	\$ 40,000.00	\$ 96,000.00	\$ 46,620.81	<i>116.55%</i>	\$ 115,441.25	\$ 277,059.00	247.62%	288.60%	\$ -	\$ -	0.00%	0.00%
3	SELECTIVE CLEARING	2.4	ACRE	\$ 20,000.00	\$ 48,000.00	\$ 21,254.33	<i>106.27%</i>	\$ 30,433.33	\$ 73,039.99	143.19%	152.17%	\$ -	\$ -	0.00%	0.00%
4	EXCAVATION AND GRADING	18,000	CY	\$ 35.00	\$ 630,000.00	\$ 23.00	65.71%	\$ 12.00	\$ 216,000.00	52.17%	34.29%	\$ -	\$ -	0.00%	0.00%
5	IN-WATER PLACEMENT OF SUITABLE MATERIAL (TRANSPORT/ PLACE)	16,100	CY	\$ 25.00	\$ 402,500.00	\$ 28.22	<i>112.88%</i>	\$ 38.23	\$ 615,503.00	135.47%	152.92%	\$ -	\$ -	0.00%	0.00%
6	MATERIAL (TRANSPORT/DISPOSE)	1,900	CY	\$ 12.50	\$ 23,750.00	\$ 56.83	<i>454.60%</i>	\$ 58.30	\$ 110,770.00	102.60%	466.40%	\$ -	\$ -	0.00%	0.00%
7	BEDDING STONE (SUPPLY/TRANSPORT/INSTALL)	440	TON	\$ 110.00	\$ 48,400.00	\$ 92.89	<i>84.44%</i>	\$ 80.55	\$ 35,442.00	86.72%	73.23%	\$ -	\$ -	0.00%	0.00%
8	ARMOR STONE (SUPPLY/TRANSPORT/INSTALL)	1,060	TON	\$ 130.00	\$ 137,800.00	\$ 128.46	<i>98.81%</i>	\$ 119.25	\$ 126,405.00	92.83%	91.73%	\$ -	\$ -	0.00%	0.00%
9	AQUATIC SIGN (SUPPLY/TRANSPORT/ISNTALL)	2	EA	\$ 3,500.00	\$ 7,000.00	\$ 5,716.00	<i>163.31%</i>	\$ 2,531.00	\$ 5,062.00	44.28%	72.31%	\$ -	\$ -	0.00%	0.00%
10	UPLAND SIGN (SUPPLY/TRANSPORT/INSTALL)	1	EA	\$ 500.00	\$ 500.00	\$ 3,619.50	<i>723.90%</i>	\$ 1,771.00	\$ 1,771.00	48.93%	354.20%	\$ -	\$ -	0.00%	0.00%
11	KIOSK (SUPPLY/TRANSPORT/INSTALL)	1	EA	\$ 8,000.00	\$ 8,000.00	\$ 6,689.75	<i>83.62%</i>	\$ 4,669.00	\$ 4,669.00	69.79%	58.36%	\$ -	\$ -	0.00%	0.00%
12	PICNIC TABLE (TRANSPORT/INSTALL)	4	EA	\$ 750.00	\$ 3,000.00	\$ 1,216.75	<i>162.23%</i>	\$ 525.00	\$ 2,100.00	43.15%	70.00%	\$ -	\$ -	0.00%	0.00%
			TOTAL		\$ 1,504,950.00	\$ 1,489,371.15	<i>98.96%</i>		\$ 1,617,820.99	108.62%	107.50%	\$ -	\$ -	0.00%	#DIV/0!

*No unit prices submitted (Bid Form Attachment 13)