

PALM BEACH COUNTY
BOARD OF COUNTY COMMISSIONERS

AGENDA ITEM SUMMARY

Meeting Date: December 6, 2022 Consent Regular
 Ordinance Public Hearing

Department
Submitted By: Community Services
Submitted For: Community Services

I. EXECUTIVE BRIEF

Motion and Title: Staff recommends motion to approve:

A) Modification to Emergency Rental Assistance Program 2 (ERAP 2), from the U.S. Department of the Treasury (Treasury), to increase funding with reallocated funds in the amount \$12,262,511.86, for a new total funding amount of \$61,184,275.76; and

B) an upward budget amendment in the amount of \$12,262,512 within the ERAP Fund to recognize the additional funding received from the Treasury for ERAP 2.

Summary: On July 15, 2022, the Deputy Secretary of the U.S. Treasury released instructions on requesting additional ERAP 2 funding that may be available due to reallocations from under-performing jurisdictions. As a high-performing jurisdiction and based on program needs, Palm Beach County requested an additional \$20,000,000. On October 14, 2022, the Treasury awarded Palm Beach County \$12,262,511.86. The full requested amount was not available as the amount of reallocated funds requested by eligible grantees was far greater than the funding available to distribute. As of October 18, 2022, \$76,504,373 has been disbursed on behalf of 79,244 unduplicated households under ERAP. Since March 18, 2020, \$134,607,498 has been disbursed in direct client assistance across all Community Services programs. The Catalog of Federal Domestic Assistance (CFDA) number for ERAP is 21.023. **No County match is required.** (Division of Human Services) Countywide (HH)

Background and Justification: The County received ERAP 1 and 2 funding from the federal government in response to the COVID pandemic. ERAP 1 was appropriated under the Consolidated Appropriations Act, 2021 while ERAP 2 was appropriated under the American Rescue Plan Act of 2021. The funds are provided by the U.S. Treasury to states, U.S. territories, local governments, and Indian tribes for the grantees to provide rental and utility assistance to eligible households.

Attachments:

- 1. ERAP 2 Reallocation Funds Notice
- 2. Budget Amendment

DocuSigned by:
Tanuna Malhotra 11/28/2022
1459E4101E1049C...

Recommended By: _____ Date _____
Department Director

Approved By: _____ Date _____
Assistant County Administrator

II. FISCAL IMPACT ANALYSIS

A. Five Year Summary of Fiscal Impact:


Fiscal Years	2023	2024	2025	2026	2027
Capital Expenditures					
Operating Costs	12,262,512				
External Revenue	(12,262,512)				
Program Income					
In-Kind Match					
NET FISCAL IMPACT	0	0			

# ADDITIONAL FTE POSITIONS (Cumulative)					
---	--	--	--	--	--

Is Item Included In Current Budget: Yes No X
 Does this item include the use of federal funds? Yes X No

Budget Account No.:
 Fund 1161 Dept. 142 Unit 1440/1443 Obj. Var. Program Code Var Program Period Var.

B. Recommended Sources of Funds/Summary of Fiscal Impact:
 Funding source is U.S. Department of Treasury.

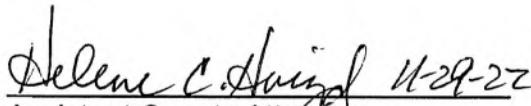
C. Departmental Fiscal Review: 
 Julie Dowe, Director, Financial and Support Services

II. REVIEW COMMENTS

A. OFMB Fiscal and/or Contract Development and Control Comments:


 OFMB  
 Contract Development and Control

B. Legal Sufficiency:


 Assistant County Attorney

C. Other Department Review:

 Department Director

This summary is not to be used as a basis for payment.

Julie Dowe

Attachment 1

From: EmergencyRentalAssistance@treasury.gov
Sent: Friday, October 14, 2022 1:57 PM
To: Julie Dowe
Cc: caresitforms@treasury.gov
Subject: ERA2 Request for Reallocated Funds Notice (Quarter 1)

This Message Is From an External Sender

This message came from outside your organization.

SLT-0189

Dear ERA2 Recipient:

The U.S. Department of the Treasury ("Treasury") issued [ERA2 Reallocation Guidance \[home.treasury.gov\]](https://www.treasury.gov/press-releases/Pages/ERA2%20Reallocation%20Guidance), on March 31, 2022 and updated the Guidance on June 28, 2022. An ERA2 Request for Reallocated Funds (Quarter 1) was submitted by your jurisdiction.

The amount of reallocated funds requested by eligible grantees was far greater than the funding available to distribute. However, Treasury approved the request submitted by Palm Beach County in the following amount: \$12,262,511.86.

Treasury anticipates distributing funds in the coming weeks. If you choose not to accept this funding, please contact us as soon as possible at EmergencyRentalAssistance@Treasury.gov with "SLT-0189 - Declining Reallocated Funds" in the subject line.

Sincerely,
Emergency Housing Team
U.S. Department of the Treasury

ERA2 Reallocation Quarter 1- General Pool

Recipient Name	State	Type	State Pool Reallocation	National Pool Reallocation	Total Payment ¹
City of Mesa	Arizona	Local	\$1,081,624.54	\$445,886.71	\$1,527,511.25
City of Glendale	Arizona	Local	\$560,662.38	\$231,126.32	\$791,788.71
City of Moreno Valley	California	Local	\$13,101.67	\$173,131.65	\$186,233.32
San Diego County	California	Local	\$109,311.27	\$1,444,490.78	\$1,553,802.05
Monterey County	California	Local	\$18,835.64	\$248,903.00	\$267,738.64
City of Long Beach	California	Local	\$48,727.07	\$643,902.49	\$692,629.56
City of Sacramento	California	Local	\$34,278.44	\$452,971.51	\$487,249.95
State of California	California	State/DC	\$3,662,704.04	\$48,400,702.17	\$52,063,406.21
Weld County	Colorado	Local	\$1,500,000.00	\$-	\$1,500,000.00
District of Columbia	District of Columbia	State/DC	\$-	\$6,875,410.10	\$6,875,410.10
Palm Beach County	Florida	Local	\$11,976,443.94	\$286,067.92	\$12,262,511.86
Alachua County	Florida	Local	\$7,063,922.84	\$168,728.02	\$7,232,650.86
Pinellas County	Florida	Local	\$1,257,526.61	\$30,037.13	\$1,287,563.74
City of St. Petersburg	Florida	Local	\$2,395,288.79	\$57,213.58	\$2,452,502.37
City of Miami	Florida	Local	\$5,389,399.77	\$128,730.56	\$5,518,130.34
Gwinnett County	Georgia	Local	\$1,922,558.37	\$-	\$1,922,558.37
Clayton County	Georgia	Local	\$433,938.61	\$-	\$433,938.61
City and County of Honolulu	Hawaii	Local	\$1,733,549.97	\$-	\$1,733,549.97
City of Chicago	Illinois	Local	\$468,425.40	\$2,199,028.45	\$2,667,453.85
Cook County	Illinois	Local	\$456,731.43	\$2,144,130.94	\$2,600,862.36
City of Indianapolis	Indiana	Local	\$1,677,756.92	\$-	\$1,677,756.92
City of Fort Wayne	Indiana	Local	\$47,530.03	\$-	\$47,530.03
Linn County	Iowa	Local	\$-	\$199,342.17	\$199,342.17
City of Wichita	Kansas	Local	\$-	\$106,960.52	\$106,960.52
Caddo Parish	Louisiana	Local	\$779,431.10	\$-	\$779,431.10
Prince George's County	Maryland	Local	\$529,131.30	\$-	\$529,131.30
Anne Arundel County	Maryland	Local	\$105,826.26	\$-	\$105,826.26
Frederick County	Maryland	Local	\$76,802.35	\$-	\$76,802.35
Howard County	Maryland	Local	\$194,455.37	\$-	\$194,455.37
State of Massachusetts	Massachusetts	State/DC	\$-	\$9,007,935.42	\$9,007,935.42
State of Minnesota	Minnesota	State/DC	\$-	\$8,308,496.69	\$8,308,496.69
Washington County	Minnesota	Local	\$-	\$106,960.52	\$106,960.52
City of Omaha	Nebraska	Local	\$19,277,599.58	\$-	\$19,277,599.58
City of Reno	Nevada	Local	\$4,909.18	\$-	\$4,909.18
Washoe County	Nevada	Local	\$1,000,000.00	\$-	\$1,000,000.00
Clark County	Nevada	Local	\$150,502.48	\$-	\$150,502.48

¹ Total Payment may not exactly equal State Pool Reallocation plus National Pool Reallocation due to rounding. Reallocation payments will be made in the amount in the Total Payment column.

Recipient Name	State	Type	State Pool Reallocation	National Pool Reallocation	Total Payment ¹
Somerset County	New Jersey	Local	\$210,108.99	\$134,220.38	\$344,329.37
State of New Jersey	New Jersey	State/DC	\$18,593,895.58	\$11,878,024.48	\$30,471,920.06
Monmouth County	New Jersey	Local	\$780,108.49	\$498,343.54	\$1,278,452.02
State of New York	New York	State/DC	\$-	\$36,418,135.44	\$36,418,135.44
Monroe County	New York	Local	\$-	\$225,900.63	\$225,900.63
Cumberland County	North Carolina	Local	\$1,600,926.68	\$100,915.51	\$1,701,842.19
Hamilton County	Ohio	Local	\$12,210,073.86	\$-	\$12,210,073.86
Multnomah County	Oregon	Local	\$56,034.18	\$161,425.78	\$217,459.95
State of Oregon	Oregon	State/DC	\$1,088,162.74	\$3,134,828.10	\$4,222,990.84
City of Portland	Oregon	Local	\$94,619.68	\$272,584.63	\$367,204.31
Erie County	Pennsylvania	Local	\$1,769,125.84	\$86,669.19	\$1,855,795.03
Montgomery County	Pennsylvania	Local	\$4,212,204.39	\$206,355.22	\$4,418,559.60
Horry County	South Carolina	Local	\$1,353,754.49	\$182,656.51	\$1,536,411.00
State of Texas	Texas	State/DC	\$10,786,256.10	\$17,442,186.13	\$28,228,442.22
City of Houston	Texas	Local	\$323,587.68	\$523,265.58	\$846,853.27
Harris County	Texas	Local	\$517,740.29	\$837,224.93	\$1,354,965.23
City of San Antonio	Texas	Local	\$943,089.83	\$1,525,047.08	\$2,468,136.91
City of Salt Lake City	Utah	Local	\$4,000,000.00	\$-	\$4,000,000.00
State of Virginia	Virginia	State/DC	\$-	\$6,588,768.28	\$6,588,768.28
City of Seattle	Washington	Local	\$1,943,354.65	\$465,515.21	\$2,408,869.85
City of Madison	Wisconsin	Local	\$878,597.90	\$-	\$878,597.90
Dane County	Wisconsin	Local	\$548,606.42	\$-	\$548,606.42
TOTAL			\$125,881,223.11	\$162,342,223.29	\$288,223,446.39

ERA2 Reallocation Quarter 1- Excess Funds

Recipient Name	State	Type	Amount of Excess Funds
Baldwin County	Alabama	Local	\$793,590.83
Tuscaloosa County	Alabama	Local	\$997,380.54
City of Chandler	Arizona	Local	\$928,907.56
Yavapai County	Arizona	Local	\$713,379.37
State of Arkansas	Arkansas	State/DC	\$22,008,182.72
City of Riverside	California	Local	\$964,153.09
Fresno County	California	Local	\$2,202,552.75
Placer County	California	Local	\$720,252.29
City of Colorado Springs	Colorado	Local	\$1,708,131.63
Douglas County	Colorado	Local	\$1,154,384.30
Larimer County	Colorado	Local	\$472,184.91
Brevard County	Florida	Local	\$2,157,278.97
Broward County	Florida	Local	\$9,917,237.99
City of Port St. Lucie	Florida	Local	\$428,216.85
Clay County	Florida	Local	\$785,769.60
Collier County	Florida	Local	\$1,090,695.87
Escambia County	Florida	Local	\$248,961.63
Lake County	Florida	Local	\$1,315,701.41
Manatee County	Florida	Local	\$1,445,204.39
Orange County	Florida	Local	\$5,966,895.62
Polk County	Florida	Local	\$2,597,503.04
Sarasota County	Florida	Local	\$1,180,567.85
St. Johns County	Florida	Local	\$948,548.76
Chatham County	Georgia	Local	\$928,394.80
Cherokee County	Georgia	Local	\$924,494.37
City of Augusta	Georgia	Local	\$503,607.82
Hawaii County	Hawaii	Local	\$1,733,549.97
State of Idaho	Idaho	State/DC	\$18,715,462.86
Madison County	Illinois	Local	\$925,156.83
Lake County	Indiana	Local	\$1,725,286.95
City of Baton Rouge	Louisiana	Local	\$779,431.10
Harford County	Maryland	Local	\$906,215.28
Jefferson County	Missouri	Local	\$686,154.97
State of Montana	Montana	State/DC	\$22,340,577.00
State of Nebraska	Nebraska	State/DC	\$18,077,274.27
Douglas County	Nebraska	Local	\$1,200,325.31
City of Henderson	Nevada	Local	\$1,155,411.66
Rockingham County	New Hampshire	Local	\$2,084,533.49
Bergen County	New Jersey	Local	\$4,686,286.65
City of Jersey City	New Jersey	Local	\$928,215.27

Recipient Name	State	Type	Amount of Excess Funds
Essex County	New Jersey	Local	\$2,915,699.21
Hudson County	New Jersey	Local	\$302,560.19
Mercer County	New Jersey	Local	\$663,415.32
Middlesex County	New Jersey	Local	\$4,130,859.79
Ocean County	New Jersey	Local	\$2,881,801.59
Union County	New Jersey	Local	\$3,075,275.06
Bernalillo County	New Mexico	Local	\$1,544,662.01
City of Albuquerque	New Mexico	Local	\$2,742,647.78
Cabarrus County	North Carolina	Local	\$774,856.55
Union County	North Carolina	Local	\$826,070.14
State of Ohio	Ohio	State/DC	\$74,368,157.57
Butler County	Ohio	Local	\$1,357,431.42
City of Cleveland	Ohio	Local	\$2,476,051.38
City of Columbus	Ohio	Local	\$3,406,578.70
Lake County	Ohio	Local	\$815,410.49
Mahoning County	Ohio	Local	\$810,216.50
Cleveland County	Oklahoma	Local	\$762,175.62
Tulsa County	Oklahoma	Local	\$1,719,589.61
Marion County	Oregon	Local	\$1,238,816.60
Cumberland County	Pennsylvania	Local	\$245,724.44
Lackawanna County	Pennsylvania	Local	\$741,519.92
Lancaster County	Pennsylvania	Local	\$1,637,759.25
Lehigh County	Pennsylvania	Local	\$1,768,216.29
York County	Pennsylvania	Local	\$1,588,110.35
Anderson County	South Carolina	Local	\$727,063.44
Spartanburg County	South Carolina	Local	\$626,691.05
State of South Dakota	South Dakota	State/DC	\$10,423,243.00
Cameron County	Texas	Local	\$1,997,358.78
City of Garland	Texas	Local	\$778,489.06
City of Laredo	Texas	Local	\$1,242,655.24
Denton County	Texas	Local	\$3,457,096.16
El Paso County	Texas	Local	\$1,325,259.36
Fort Bend County	Texas	Local	\$2,753,955.43
Jefferson County	Texas	Local	\$902,184.69
Nueces County	Texas	Local	\$113,675.20
Davis County	Utah	Local	\$1,276,262.55
Utah County	Utah	Local	\$2,284,237.13
Spokane County	Washington	Local	\$1,045,647.53
Yakima County	Washington	Local	\$897,707.12
Waukesha County	Wisconsin	Local	\$1,427,204.32
Total			\$283,118,396.41

23-

**BOARD OF COUNTY COMMISSIONERS
PALM BEACH COUNTY, FLORIDA
BUDGET AMENDMENT**

1161 Emergency Rental Assistance Program Fund

BGRV 101822*30
BGEX : 101822*156

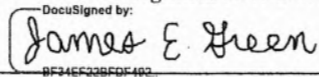
ACCT.NUMBER	ACCOUNT NAME	ORIGINAL BUDGET	CURRENT BUDGET	INCREASE	DECREASE	ADJUSTED BUDGET	EXPENDED/ ENCUMBERED AS OF 10/18/22	REMAINING BALANCE
<u>REVENUES</u>								
1161-142-1443-3169	Fed Grnt Other Human Services	0	19,568,706	12,262,512	0	31,831,218		
	Total	0	18,906,213	12,262,512	0	31,168,725		
<u>EXPENDITURES</u>								
1161-142-1443-3401	Other Contractual Services	0	3,201,517	2,446,088		5,647,605	283,925	5,363,681
1161-142-1443-8301	Contributions For Individuals	0	13,693,291	9,816,424	0	23,509,715		23,509,715
	Total	0	18,906,213	12,262,512	0	31,168,725	29,915,449	1,253,276

Signatures & Dates

By Board of County Commissioners

Community Services

 INITIATING DEPARTMENT/DIVISION Julie Dowe
 Administration/Budget Department Approval
 OFMB Department - Posted

DocuSigned by:

 11/14/2022

 At Meeting of
 December 6, 2022
 Deputy Clerk to the
 Board of County Commissioners