

II. FISCAL IMPACT ANALYSIS


A. Five Year Summary of Fiscal Impact:

Fiscal Years	2023	2024	2025	2026	2027
Capital Expenditures					
Operating Costs	\$6,374,458				
External Revenue	(6,374,458)				
Program Income					
In-Kind Match					
NET FISCAL IMPACT	0	0			
# ADDITIONAL FTE POSITIONS (Cumulative)					

Is Item Included In Current Budget: Yes No X
 Does this item include the use of federal funds? Yes X No

Budget Account No.:
 Fund 1161 Dept. 142 Unit 1443 Obj. Var. Program Code Var Program Period Var.


B. Recommended Sources of Funds/Summary of Fiscal Impact:
 Funding source is U.S. Department of Treasury.

DocuSigned by:

 05AC9C7CC5BC4A4...

C. Departmental Fiscal Review: _____
 Julie Dowe, Director, Financial and Support Services


III. REVIEW COMMENTS

A. OFMB Fiscal and/or Contract Development and Control Comments:

*for review
 fac/COB
 3/7/23*

 OFMB 9/11/23


 Contract Development and Control

B. Legal Sufficiency:


 Assistant County Attorney

C. Other Department Review:

 Department Director

This summary is not to be used as a basis for payment.

ERA2 Reallocation Quarter 2- General Pool

Recipient Name	State	Type	State Pool Reallocation	National Pool Reallocation	Total Payment ¹
Jefferson County	Alabama	Local	\$525,400.54	\$330,263.93	\$855,664.47
City of Glendale	Arizona	Local	\$1,268,572.60	\$383,215.63	\$1,651,788.23
Benton County	Arkansas	Local	\$2,400,000.00	\$-	\$2,400,000.00
Alameda County	California	Local	\$38,244.79	\$543,857.62	\$582,102.41
City of Oakland	California	Local	\$29,643.87	\$421,548.83	\$451,192.70
City of Moreno Valley	California	Local	\$14,073.71	\$200,134.31	\$214,208.02
City of Sacramento	California	Local	\$36,821.63	\$523,619.67	\$560,441.30
City of San Diego	California	Local	\$46,420.16	\$660,114.92	\$706,535.08
San Diego County	California	Local	\$147,936.35	\$2,103,719.66	\$2,251,656.01
City of Chula Vista	California	Local	\$4,428.36	\$62,973.28	\$67,401.64
State of California	California	State/DC	\$5,258,057.34	\$74,771,874.96	\$80,029,932.30
City of Long Beach	California	Local	\$78,513.35	\$1,116,494.10	\$1,195,007.45
Larimer County	Colorado	Local	\$83,495.02	\$145,886.61	\$229,381.63
State of Colorado	Colorado	State/DC	\$1,152,450.28	\$2,013,617.90	\$3,166,068.18
District of Columbia	District of Columbia	State/DC	\$-	\$11,923,997.64	\$11,923,997.64
Miami-Dade County	Florida	Local	\$13,264,205.41	\$332,490.65	\$13,596,696.06
Hillsborough County	Florida	Local	\$2,487,431.49	\$62,351.84	\$2,549,783.33
Pinellas County	Florida	Local	\$1,305,901.53	\$32,734.72	\$1,338,636.25
City of Jacksonville	Florida	Local	\$6,218,578.72	\$155,879.62	\$6,374,458.34
Alachua County	Florida	Local	\$4,974,862.98	\$124,703.69	\$5,099,566.67
Palm Beach County	Florida	Local	\$6,218,578.72	\$155,879.62	\$6,374,458.34
City of St. Petersburg	Florida	Local	\$2,487,431.49	\$62,351.84	\$2,549,783.33
Henry County	Georgia	Local	\$1,110,485.08	\$323,574.29	\$1,434,059.37
City of Augusta	Georgia	Local	\$407,598.07	\$118,766.34	\$526,364.41
City and County of Honolulu	Hawaii	Local	\$-	\$2,005,217.23	\$2,005,217.23
Cook County	Illinois	Local	\$66,879.44	\$2,495,109.43	\$2,561,988.87
City of Chicago	Illinois	Local	\$11,037.17	\$411,769.97	\$422,807.14
Polk County	Iowa	Local	\$27,845,178.46	\$-	\$27,845,178.46
City of Wichita	Kansas	Local	\$-	\$32,977.99	\$32,977.99
State of Kansas	Kansas	State/DC	\$-	\$1,401,564.85	\$1,401,564.85
Lafayette City Parish	Louisiana	Local	\$921,641.63	\$168,120.11	\$1,089,761.74
Prince George's County	Maryland	Local	\$1,013,507.52	\$-	\$1,013,507.52
Frederick County	Maryland	Local	\$91,999.46	\$-	\$91,999.46
City of Boston	Massachusetts	Local	\$-	\$284,270.33	\$284,270.33
Dakota County	Minnesota	Local	\$-	\$66,780.44	\$66,780.44
Hennepin County	Minnesota	Local	\$-	\$362,757.96	\$362,757.96
State of Minnesota	Minnesota	State/DC	\$-	\$9,606,262.85	\$9,606,262.85
Hinds County	Mississippi	Local	\$-	\$247,807.50	\$247,807.50
City of Kansas City	Missouri	Local	\$1,644,394.02	\$-	\$1,644,394.02
City of Reno	Nevada	Local	\$-	\$41,222.49	\$41,222.49

¹ Total Payment may not exactly equal State Pool Reallocation plus National Pool Reallocation due to rounding. Reallocation payments will be made in the amount in the Total Payment column.

Recipient Name	State	Type	State Pool Reallocation	National Pool Reallocation	Total Payment ¹
State of New Hampshire	New Hampshire	State/DC	\$3,593,327.92	\$-	\$3,593,327.92
Passaic County	New Jersey	Local	\$56,793.08	\$38,881.34	\$95,674.42
Monmouth County	New Jersey	Local	\$838,124.73	\$573,791.96	\$1,411,916.69
State of New Jersey	New Jersey	State/DC	\$19,976,713.40	\$13,676,338.65	\$33,653,052.05
Doña Ana County	New Mexico	Local	\$-	\$238,279.44	\$238,279.44
State of New York	New York	State/DC	\$-	\$63,159,834.08	\$63,159,834.08
Monroe County	New York	Local	\$-	\$46,004.30	\$46,004.30
Buncombe County	North Carolina	Local	\$364,838.66	\$26,182.93	\$391,021.59
City of Charlotte	North Carolina	Local	\$3,648,386.62	\$261,829.35	\$3,910,215.97
Clermont County	Ohio	Local	\$1,408,317.23	\$-	\$1,408,317.23
Franklin County	Ohio	Local	\$5,000,000.00	\$-	\$5,000,000.00
City of Columbus	Ohio	Local	\$15,000,000.00	\$-	\$15,000,000.00
City of Oklahoma City	Oklahoma	Local	\$2,082,984.33	\$-	\$2,082,984.33
State of Oregon	Oregon	State/DC	\$1,363,875.66	\$671,072.50	\$2,034,948.16
City of Portland	Oregon	Local	\$742,112.55	\$365,144.22	\$1,107,256.77
Montgomery County	Pennsylvania	Local	\$11,639,545.54	\$97,303.82	\$11,736,849.36
Delaware County	Pennsylvania	Local	\$1,247,094.16	\$10,425.40	\$1,257,519.56
Anderson County	South Carolina	Local	\$20,992.84	\$-	\$20,992.84
State of South Carolina	South Carolina	State/DC	\$197,460.57	\$-	\$197,460.57
Richland County	South Carolina	Local	\$150,345.37	\$-	\$150,345.37
Nashville and Davidson County	Tennessee	Local	\$-	\$190,085.00	\$190,085.00
City of Arlington	Texas	Local	\$58,597.19	\$162,474.46	\$221,071.65
City of Dallas	Texas	Local	\$380,947.29	\$1,056,265.78	\$1,437,213.07
City of Austin	Texas	Local	\$131,843.67	\$365,567.53	\$497,411.20
City of Houston	Texas	Local	\$366,232.43	\$1,015,465.37	\$1,381,697.80
Harris County	Texas	Local	\$351,583.13	\$974,846.76	\$1,326,429.89
State of Texas	Texas	State/DC	\$10,986,972.87	\$30,463,961.35	\$41,450,934.22
City of San Antonio	Texas	Local	\$769,088.10	\$2,132,477.29	\$2,901,565.39
State of Virginia	Virginia	State/DC	\$-	\$1,027,061.44	\$1,027,061.44
Fairfax County	Virginia	Local	\$-	\$575,053.81	\$575,053.81
City of Spokane	Washington	Local	\$110,097.86	\$119,128.97	\$229,226.83
Pierce County	Washington	Local	\$644,072.50	\$696,904.52	\$1,340,977.02
Snohomish County	Washington	Local	\$352,313.16	\$381,212.73	\$733,525.89
Dane County	Wisconsin	Local	\$686,027.95	\$-	\$686,027.95
City of Madison	Wisconsin	Local	\$1,098,679.67	\$-	\$1,098,679.67
Total			\$164,421,137.70	\$232,019,505.82	\$396,440,643.49

ERA2 Reallocation Quarter 2 – Excess Funds

Recipient Name	State	Type	Amount of Excess Funds
Baldwin County	Alabama	Local	\$112,365.40
Maricopa County	Arizona	Local	\$1,268,572.60
Fresno County	California	Local	\$3,744,339.68
Placer County	California	Local	\$1,909,799.88
Douglas County	Colorado	Local	\$1,235,945.30
State of Delaware	Delaware	State/DC	\$37,865,689.00
Broward County	Florida	Local	\$10,023,982.57
City of Port St. Lucie	Florida	Local	\$241,903.64
Clay County	Florida	Local	\$1,335,808.32
Lake County	Florida	Local	\$2,236,692.39
Manatee County	Florida	Local	\$1,424,716.45
Orange County	Florida	Local	\$10,143,722.54
Polk County	Florida	Local	\$3,896,254.55
St. Johns County	Florida	Local	\$1,612,532.89
Brevard County	Florida	Local	\$3,667,374.25
Collier County	Florida	Local	\$1,338,673.98
Escambia County	Florida	Local	\$1,035,328.77
Chatham County	Georgia	Local	\$1,518,083.15
State of Idaho	Idaho	State/DC	\$8,455,531.37
Madison County	Illinois	Local	\$77,916.61
State of Iowa	Iowa	State/DC	\$44,704,364.16
Harford County	Maryland	Local	\$1,105,506.98
Jefferson County	Missouri	Local	\$1,202,383.45
Greene County	Missouri	Local	\$442,010.57
State of Montana	Montana	State/DC	\$24,186,950.90
Douglas County	Nebraska	Local	\$2,040,552.02
Rockingham County	New Hampshire	Local	\$3,593,327.92
City of Jersey City	New Jersey	Local	\$1,577,965.96
Essex County	New Jersey	Local	\$1,281,962.65
Ocean County	New Jersey	Local	\$4,817,047.70
Bergen County	New Jersey	Local	\$7,966,687.31
Union County	New Jersey	Local	\$5,227,967.59
Cabarrus County	North Carolina	Local	\$1,317,256.13
Mecklenburg County	North Carolina	Local	\$120,138.86
Union County	North Carolina	Local	\$1,156,639.23
State of Ohio	Ohio	State/DC	\$37,199,927.25
City of Cleveland	Ohio	Local	\$4,209,287.35
City of Columbus	Ohio	Local	\$4,420,937.79
Lake County	Ohio	Local	\$1,170,765.82
Lorain County	Ohio	Local	\$578,831.67

Recipient Name	State	Type	Amount of Excess Funds
Mahoning County	Ohio	Local	\$1,377,368.04
Summit County	Ohio	Local	\$3,308,471.05
Warren County	Ohio	Local	\$1,100,204.34
Montgomery County	Ohio	Local	\$4,106,848.32
Tulsa County	Oklahoma	Local	\$2,082,984.33
Marion County	Oregon	Local	\$2,105,988.21
Chester County	Pennsylvania	Local	\$2,784,964.72
Cumberland County	Pennsylvania	Local	\$510,741.54
Northampton County	Pennsylvania	Local	\$24,879.55
York County	Pennsylvania	Local	\$2,699,787.59
Lehigh County	Pennsylvania	Local	\$3,005,967.69
Washington County	Pennsylvania	Local	\$183,804.55
Westmoreland County	Pennsylvania	Local	\$1,022,117.61
Spartanburg County	South Carolina	Local	\$368,798.78
State of South Dakota	South Dakota	State/DC	\$26,351,049.10
City of Laredo	Texas	Local	\$2,022,998.90
Denton County	Texas	Local	\$4,991,845.48
Fort Bend County	Texas	Local	\$286,271.22
Nueces County	Texas	Local	\$39,644.84
Smith County	Texas	Local	\$172,452.52
Cameron County	Texas	Local	\$1,225,589.93
Spokane County	Washington	Local	\$1,106,483.53
Waukesha County	Wisconsin	Local	\$1,763,556.33
Milwaukee County	Wisconsin	Local	\$21,151.29
State of Wyoming	Wyoming	State/DC	\$21,929,892.00
Total			\$ 326,059,606.11

ERA2 Reallocation Quarter 2 – Voluntary Reallocation to General Pool

Recipient Name	State	Type	Amount Reallocated
Johnston County	North Carolina	Local	\$1,419,191.06
Total			\$1,419,191.06

ERA 2 Reallocation Quarter 2- Funds Carried over from Quarter 1

Recipient Name	State	Type	Amount of Excess Funds
State of Arkansas	Arkansas	State/DC	\$33,012,274.07
City Of Huntsville	Alabama	Local	\$413,035.14
St. Tammany Parish	Louisiana	Local	\$921,641.63
State of Nebraska	Nebraska	State/DC	\$27,115,911.41
Summit County	Ohio	Local	\$1,042,570.62
Montgomery County	Ohio	Local	\$2,129,957.25

Recipient Name	State	Type	Amount of Excess Funds
Warren County	Ohio	Local	\$726,414.32
Chester County	Pennsylvania	Local	\$1,856,643.15
Westmoreland County	Pennsylvania	Local	\$797,733.30
Dallas County	Texas	Local	\$4,306,461.80
Total			\$72,322,642.69

Deductions to Account for Q1 General Pool Adjustments

Reason for Deduction	Amount Deducted
Q1 General Pool Payment	\$2,084,533.49
Excess Funds Used in Q1 General Pool	\$1,276,262.55
Subtotal	\$3,360,796.04

23-0570

BOARD OF COUNTY COMMISSIONERS
 PALM BEACH COUNTY, FLORIDA
 BUDGET AMENDMENT

1161 Emergency Rental Assistance Program Fund

BGRV 142 020123*233
 BGEX 142 020123*775

ACCT.NUMBER	ACCOUNT NAME	ORIGINAL BUDGET	CURRENT BUDGET	INCREASE	DECREASE	ADJUSTED BUDGET	EXPENDED/ ENCUMBERED AS OF 02/01/2023	REMAINING BALANCE
<u>REVENUES</u>								
1161-142-1443-3169	Fed Grnt Other Human Services	0	30,254,278	6,374,458	0	36,628,736		
	Total	0	30,254,728	6,374,458	0	36,629,186		
<u>EXPENDITURES</u>								
1161-142-1443-8301	Contributions For Individuals	0	30,254,278	6,374,458	0	36,628,736	15,498,079	21,130,657
	Total	0	30,254,728	6,374,458	0	36,629,186	17,378,313	19,250,873

Signatures & Dates

By Board of County Commissioners

Community Services

At Meeting of

INITIATING DEPARTMENT/DIVISION Julie Dowe
 Administration/Budget Department Approval
 OFMB Department - Posted

Julie Dowe
OFFICE OF THE COUNTY CLERK
 PALM BEACH COUNTY, FLORIDA
 1000 PALM BEACH BLVD
 PALM BEACH, FLORIDA 33480
 [Signature]
 3/18/2023

April 4, 2023
 Deputy Clerk to the
 Board of County Commissioners