

II. FISCAL IMPACT ANALYSIS

A. Five Year Summary of Fiscal Impact:

Fiscal Years	2024	2025	2026	2027	2028
Capital Expenditures	_____	_____	_____	_____	_____
Operating Costs	<u>2,648,680</u>	_____	_____	_____	_____
External Revenues	<u>(6,300,380)</u>	_____	_____	_____	_____
Program Income (County)	_____	_____	_____	_____	_____
In-Kind Match (County)	_____	_____	_____	_____	_____
NET FISCAL IMPACT	*<u>(3,651,700)</u>	_____	_____	_____	_____
# ADDITIONAL FTE POSITIONS (Cumulative)	<u>0</u>	_____	_____	_____	_____

Is Item Included in Proposed Budget? Yes X No _____
 Does this item include the use of federal funds? Yes _____ No X
 Does this item include the use of State Funds? Yes X No _____

Budget Account No.: Fund 1300 Dept 440 Unit 4210 Rev Source 4261
 Budget Account No.: Fund 1300 Dept 440 Unit 4209 Object 3401

B. Recommended Sources of Funds/Summary of Fiscal Impact:

For SFY 2023-2024 the County will provide \$2,648,680 from MSTU ad valorem (non-Federal) funds for the State's share for this Medicaid managed care supplemental payment program through an IGT in order to receive an estimated \$6,300,380 for an estimated net revenue of \$3,651,700. This additional revenue will be used to offset actual expenditures for emergency transports.

*The estimated allotment and net revenue are provided by AHCA prior to the execution of the LOA. The final amounts are subject to the LOAs executed by qualified participants.

C. Departmental Fiscal Review: Rachel Maciejewski 11/21/23

III. REVIEW COMMENTS

A. OFMB Fiscal and/or Contract Development and Control Comments:

Lisa Mente 11/21/2023
 OFMB 11/21/23 V.S. 11.21

John J. Johnson 12/4/23
 Contract Development and Control
 7/6 12/4/23

B. Legal Sufficiency

Rue Orr 12/6/2023
 Assistant County Attorney

C. Other Department Review:

 Department Director

(THIS SUMMARY IS NOT TO BE USED AS A BASIS FOR PAYMENT.)

Attachment 1

PENT LOA SFY 2023-2024 (3 pages)

Public Emergency Medical Transportation Letter of Agreement

THIS LETTER OF AGREEMENT (LOA) is made and entered into in duplicate on the 22nd day of ~~September~~ 2023, by and between **Palm Beach County** on behalf of **Palm Beach County Fire Rescue**, and the State of Florida, **Agency for Health Care Administration** (the "Agency"), for good and valuable consideration, the receipt and sufficiency of which is acknowledged.

DEFINITIONS

"Intergovernmental Transfers (IGTs)" means transfers of funds from a non-Medicaid governmental entity (e.g., counties, hospital taxing districts, providers operated by state or local government) to the Medicaid agency. IGTs must be compliant with 42 CFR Part 433 Subpart B.

"Medicaid" means the medical assistance program authorized by Title XIX of the Social Security Act, 42 U.S.C. §§ 1396 et seq., and regulations thereunder, as administered in Florida by the Agency.

"Public Emergency Medical Transportation (PEMT)," pursuant to the General Appropriation Act, Laws of Florida 2023-239 is the program that provides supplemental payments for eligible Public Emergency Medical Transportation (PEMT) entities that meet specified requirements and provide emergency medical transportation services to Medicaid beneficiaries.

A. GENERAL PROVISIONS

1. Per Senate Bill 2500, the General Appropriations Act of State Fiscal Year 2023-2024, passed by the 2023 Florida Legislature, the **Palm Beach County** and the Agency agree that the **Palm Beach County** will remit IGT funds to the Agency in an amount not to exceed the total of **\$2,648,679.65**. The **Palm Beach County** and the Agency have agreed that these IGT funds will only be used for the PEMT program.
2. The **Palm Beach County** will return the signed LOA to the Agency.
3. The **Palm Beach County** will pay IGT funds to the Agency in an amount not to exceed the total of **\$2,648,679.65**. The **Palm Beach County** will transfer payments to the Agency in the following manner:
 - a. Per Florida Statute 409.908, annual payments for the months of July 2023 through June 2024 are due to the Agency no later than October 31, 2023, unless an alternative plan is specifically approved by the agency.
 - b. The Agency will bill the **Palm Beach County** when payment is due.
4. The **Palm Beach County** and the Agency agree that the Agency will maintain necessary records and supporting documentation applicable to health services covered by this LOA in accordance with public records laws and established retention schedules.
 - a. AUDITS AND RECORDS
 - i. **Palm Beach County** agrees to maintain books, records, and documents

(including electronic storage media) pertinent to performance under this LOA in accordance with generally accepted accounting procedures and practices, which sufficiently and properly reflect all revenues and expenditures of funds provided.

- ii. **Palm Beach County** agrees to assure that these records shall be subject at all reasonable times to inspection, review, or audit by state personnel and other personnel duly authorized by the Agency, as well as by federal personnel.
- iii. **Palm Beach County** agrees to comply with public record laws as outlined in section 119.0701, Florida Statutes.

b. RETENTION OF RECORDS

- i. The **Palm Beach County** agrees to retain all financial records, supporting documents, statistical records, and any other documents (including electronic storage media) pertinent to performance under this LOA for a period of six (6) years after termination of this LOA, or if an audit has been initiated and audit findings have not been resolved at the end of six (6) years, the records shall be retained until resolution of the audit findings.
- ii. Persons duly authorized by the Agency and federal auditors shall have full access to and the right to examine any of said records and documents.
- iii. The rights of access in this section must not be limited to the required retention period but shall last as long as the records are retained.

c. MONITORING

- i. **Palm Beach County** agrees to permit persons duly authorized by the Agency to inspect any records, papers, and documents of the **Palm Beach County** which are relevant to this LOA.

d. ASSIGNMENT AND SUBCONTRACTS

- i. The **Palm Beach County** agrees to neither assign the responsibility of this LOA to another party nor subcontract for any of the work contemplated under this LOA without prior written approval of the Agency. No such approval by the Agency of any assignment or subcontract shall be deemed in any event or in any manner to provide for the incurrence of any obligation of the Agency in addition to the total dollar amount agreed upon in this LOA. All such assignments or subcontracts shall be subject to the conditions of this LOA and to any conditions of approval that the Agency shall deem necessary.

5. This LOA may only be amended upon written agreement signed by both parties. The **Palm Beach County** and the Agency agree that any modifications to this LOA shall be in the same form, namely the exchange of signed copies of a revised LOA.
6. **Palm Beach County** confirms that there are no pre-arranged agreements (contractual or otherwise) between the respective counties, taxing districts, and/or the providers to re-direct any portion of these aforementioned supplemental payments in order to satisfy non-Medicaid, non-uninsured, and non-underinsured activities.


7. **Palm Beach County** agrees the following provision shall be included in any agreements between **Palm Beach County** and local providers where IGT funding is provided pursuant to this LOA. Funding provided in this agreement shall be prioritized so that designated IGT funding shall first be used to fund the Medicaid program and used secondarily for other purposes.
8. This LOA covers the period of July 1, 2023, through June 30, 2024, and shall be terminated September 30, 2024, which includes the states certified forward period.
9. This LOA may be executed in multiple counterparts, each of which shall constitute an original, and each of which shall be fully binding on any party signing at least one counterpart.


PEMT Local Intergovernmental Transfers	
Program / Amount	State Fiscal Year 2023-2024
Estimated IGTs	\$2,648,679.65
Total Funding Not to Exceed	\$2,648,679.65

IN WITNESS WHEREOF, the parties have caused this page Letter of Agreement to be executed by their undersigned officials as duly authorized.

Palm Beach County

STATE OF FLORIDA, AGENCY FOR HEALTH CARE ADMINISTRATION

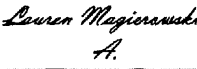
SIGNED BY: 
 NAME: Patrick J. Kennedy
 TITLE: Fire Rescue Administrator
 DATE: 9-22-2023

SIGNED BY: 
 NAME: Tom Wallace
 TITLE: Deputy Secretary for Health Care Finance and Data
 DATE: 10/19/23

APPROVED AS TO FORM AND LEGAL SUFFICIENCY

APPROVED AS TO TERMS AND CONDITIONS

Sharon Burrows
 BY: 
 COUNTY ATTORNEY


 BY: 
 Lauren Magierowski, Finance Director
 Palm Beach County Fire Rescue

Attachment 2

Year 5 SFY 2023-2024 PEMT MCO Allotments (2 pages)

Year 5 SFY 2023-24 PEMT MCO Allotments

	Medicaid Number	Provider	Region	Total Allotment	Total IGTs Needed	Estimated Net New Federal Revenue
1	88173200	Alachua County Fire Rescue	3	\$ 4,080,607.62	\$ 1,715,487.44	\$ 2,365,120.18
2	88018300	Baker County Fire Rescue	4	\$ 281,146.64	\$ 118,194.05	\$ 162,952.59
3	10186800	Bay County EMS	2	\$ 1,657,478.87	\$ 696,804.12	\$ 960,674.75
4	400001300	Boynton Beach Fire Rescue	9	\$ 852,627.71	\$ 358,444.69	\$ 494,183.02
5	99404900	Bradford County EMS	3	\$ 715,423.25	\$ 300,763.93	\$ 414,659.32
6	88137600	Brevard County Fire Rescue	7	\$ 4,791,743.23	\$ 2,014,448.85	\$ 2,777,294.38
7	400042100	Broward Sheriffs Fire Rescue	10	\$ 2,417,616.07	\$ 1,016,365.80	\$ 1,401,250.27
8	89925900	Charlotte County Fire & EMS	8	\$ 2,043,366.41	\$ 859,031.24	\$ 1,184,335.17
9	113842700	Citrus County	3	\$ 814,038.96	\$ 342,221.98	\$ 471,816.98
10	112679700	City of Coconut Creek Fire Rescue	10	\$ 124,341.54	\$ 52,273.18	\$ 72,068.36
11	1305000	City of Fernandina Beach Fire Department	4	\$ 79,627.59	\$ 33,475.44	\$ 46,152.15
12	400009900	City of Greenacres	9	\$ 336,885.95	\$ 141,626.85	\$ 195,259.10
13	400007200	City of Hialeah Fire Department	11	\$ 1,541,100.09	\$ 647,878.48	\$ 893,221.61
14	88104000	City of Jacksonville - Fire Division Rescue Services	4	\$ 11,963,126.30	\$ 5,029,298.30	\$ 6,933,828.00
15	14564900	City of Key West Fire Department	11	\$ 289,109.40	\$ 121,541.59	\$ 167,567.81
16	400037400	City of Lauderhill Fire Rescue Department	10	\$ 1,010,657.85	\$ 424,880.56	\$ 585,777.29
17	117949700	City of Lighthouse Point	10	\$ 22,663.24	\$ 9,527.62	\$ 13,135.62
18	400035800	City of Longwood	7	\$ 131,691.78	\$ 55,363.22	\$ 76,328.56
19	89282300	City of Margate	10	\$ 438,564.25	\$ 184,372.41	\$ 254,191.84
20	87475200	City of Miami Fire-Rescue Department	11	\$ 5,798,113.44	\$ 2,437,526.89	\$ 3,360,586.55
21	88070100	City of Miramar Fire Rescue	10	\$ 577,606.27	\$ 242,825.68	\$ 334,780.59
22	8855600	City of Ocoee Fire Department	7	\$ 431,826.53	\$ 181,539.88	\$ 250,286.65
23	85063200	City of Pembroke Pines Fire Rescue Department	10	\$ 954,306.01	\$ 401,190.25	\$ 553,115.76
24	400040400	City of Plantation	11	\$ 648,046.06	\$ 272,438.56	\$ 375,607.50
25	400047100	City of Sanford	7	\$ 704,397.89	\$ 296,128.87	\$ 408,269.02
26	88499500	City of St. Cloud Fire Rescue	7	\$ 586,794.07	\$ 246,688.23	\$ 340,105.84
27	400057900	City of Stuart Fire Rescue	9	\$ 271,346.32	\$ 114,073.99	\$ 157,272.33
28	88094900	City of Sunrise Fire Rescue	10	\$ 257,258.36	\$ 108,151.41	\$ 149,106.95
29	400041200	City of Tamarac Fire Department	10	\$ 474,090.41	\$ 199,307.61	\$ 274,782.80
30	88103100	Clay County Fire Rescue	4	\$ 1,274,653.93	\$ 535,864.51	\$ 738,789.42
32	89707800	Collier County EMS	8	\$ 1,894,524.07	\$ 796,457.92	\$ 1,098,066.15
31	400039100	Coral Springs Fire Department	10	\$ 749,111.85	\$ 314,926.62	\$ 434,185.23
33	3997800	County of Volusia	4	\$ 5,681,122.14	\$ 2,388,343.75	\$ 3,292,778.39
34	20395700	Delray Beach Fire Rescue	9	\$ 588,019.11	\$ 247,203.23	\$ 340,815.88
35	88100700	Desoto County Fire Rescue	8	\$ 474,090.41	\$ 199,307.61	\$ 274,782.80
36	88175900	Dixie County Emergency Services	3	\$ 111,478.62	\$ 46,865.61	\$ 64,613.01
37	88087600	Flagler County Fire Rescue Department	4	\$ 603,944.63	\$ 253,898.32	\$ 350,046.31
38	400063300	Fort Lauderdale Fire Rescue	11	\$ 2,753,276.98	\$ 1,157,477.64	\$ 1,595,799.34
39	400045500	Fort Myers Beach Fire Department	8	\$ 53,901.75	\$ 22,660.30	\$ 31,241.45
40	89871600	Gilchrist County	3	\$ 292,784.52	\$ 123,086.61	\$ 169,697.91
41	88053100	Hamilton County EMS	3	\$ 286,046.80	\$ 120,254.07	\$ 165,792.73
42	400115000	Hardee County	6	\$ 250,520.64	\$ 105,318.88	\$ 145,201.76
43	163910300	Hendry County	8	\$ 212,544.41	\$ 89,353.67	\$ 123,190.74
44	400076500	Hernando County Fire Rescue	3	\$ 1,161,337.74	\$ 488,226.39	\$ 673,111.35
45	111363700	Highlands County EMS	6	\$ 833,027.07	\$ 350,204.58	\$ 482,822.49
46	88084100	Hillsborough County Fire Rescue	6	\$ 9,499,571.24	\$ 3,993,619.75	\$ 5,505,951.49
47	88031100	Hollywood Fire Rescue & Beach Safety Department	10	\$ 1,354,281.51	\$ 569,339.95	\$ 784,941.56
48	88224100	Indian River County ALS	9	\$ 864,265.59	\$ 363,337.25	\$ 500,928.34
49	88061200	Jefferson County Ambulance Service - Jefferson County Fire Rescue	2	\$ 324,635.55	\$ 136,476.79	\$ 188,158.76
50	84438100	Kissimmee Fire Department	7	\$ 1,631,140.51	\$ 685,731.47	\$ 945,409.04
51	103181100	Lake Emergency Medical Services	3	\$ 4,032,831.07	\$ 1,695,402.18	\$ 2,337,428.89
52	400105200	Lake Mary Fire Department	7	\$ 180,080.85	\$ 75,705.99	\$ 104,374.86
53	88022100	Lee County EMS	8	\$ 5,088,202.87	\$ 2,139,080.49	\$ 2,949,122.38
55	400024200	Lehigh Acres Fire Control and Rescue District	8	\$ 927,967.66	\$ 390,117.60	\$ 537,850.06
56	400101000	Leon County EMS	2	\$ 4,367,266.94	\$ 1,835,999.02	\$ 2,531,267.92
57	88051500	Levy County Department of Public Safety	3	\$ 826,901.87	\$ 347,629.55	\$ 479,272.32
58	88042600	Madison County Fire Rescue	2	\$ 453,877.25	\$ 190,810.00	\$ 263,067.25
59	400064100	Maitland Fire Rescue Department	7	\$ 118,216.34	\$ 49,698.15	\$ 68,518.19
60	88030200	Manatee County EMS	6	\$ 3,214,504.47	\$ 1,351,377.68	\$ 1,863,126.79
61	683100	Marion County Fire Rescue	3	\$ 5,673,159.38	\$ 2,384,996.20	\$ 3,288,163.18
62	83903500	Martin County Fire Rescue	9	\$ 1,140,512.07	\$ 479,471.27	\$ 661,040.80
63	87883900	Miami Beach Fire Department	11	\$ 316,672.79	\$ 133,129.24	\$ 183,543.55
64	83899301	Miami -Dade Fire Rescue	11	\$ 9,860,957.98	\$ 4,145,546.74	\$ 5,715,411.24
65	87736100	Monroe County	11	\$ 162,317.78	\$ 68,238.39	\$ 94,079.39

66	88086800	Nassau County	4	\$	409,163.30	\$	172,012.25	\$	237,151.05
67	400050100	North Lauderdale Fire Rescue	10	\$	384,049.98	\$	161,454.61	\$	222,595.37
68	88048500	North Port Fire Rescue	8	\$	494,916.08	\$	208,062.72	\$	286,853.36
69	400006400	Oakland Park Fire Rescue	10	\$	441,626.85	\$	185,659.93	\$	255,966.92
70	17422000	Okaloosa County EMS	1	\$	2,498,468.70	\$	1,050,356.24	\$	1,448,112.46
71	88046900	Okeechobee County Fire Rescue	9	\$	533,504.84	\$	224,285.43	\$	309,219.41
72	400038200	Orange County Fire Rescue	7	\$	10,199,681.49	\$	4,287,946.10	\$	5,911,735.39
73	3655700	Orlando Fire Department	7	\$	3,595,491.85	\$	1,511,544.78	\$	2,083,947.07
74	89085500	Osceola County Fire Department	7	\$	1,975,376.70	\$	830,448.36	\$	1,144,928.34
75	400028500	Palm Beach County Fire Rescue	9	\$	6,300,379.76	\$	2,648,679.65	\$	3,651,700.11
76	18248400	Palm Beach Gardens Fire Rescue	9	\$	408,550.78	\$	171,754.75	\$	236,796.03
77	88120100	Pasco County Board of County Commissioners - Fire Rescue	5	\$	6,205,439.18	\$	2,608,766.63	\$	3,596,672.55
78	87678000	Pinellas County EMS Authority DBA Sunstar	5	\$	24,027,318.39	\$	10,101,084.65	\$	13,926,233.74
79	400087100	Plant City Fire Rescue	6	\$	276,859.00	\$	116,391.52	\$	160,467.48
80	88015900	Polk County Fire Rescue	6	\$	9,463,432.56	\$	3,978,427.05	\$	5,485,005.51
81	400002100	Pompano Beach Fire Rescue	10	\$	1,849,810.12	\$	777,660.17	\$	1,072,149.95
82	400021800	Riviera Beach Fire Department	9	\$	745,436.73	\$	313,381.60	\$	432,055.13
83	84662700	Sarasota County Fire Department	8	\$	2,960,308.71	\$	1,244,513.78	\$	1,715,794.93
84	400046300	Seminole County Fire Department	7	\$	2,449,467.11	\$	1,029,755.97	\$	1,419,711.14
85	400090100	South Walton Fire District	1	\$	88,815.39	\$	37,337.99	\$	51,477.40
86	88085000	Suwannee County	3	\$	467,965.21	\$	196,732.57	\$	271,232.64
87	88065500	St. Lucie County Fire District	9	\$	4,209,236.80	\$	1,769,563.15	\$	2,439,673.65
88	22548000	Tampa Fire Department	6	\$	4,988,974.64	\$	2,097,364.94	\$	2,891,609.70
89	89269600	Temple Terrace Fire Department	6	\$	264,608.60	\$	111,241.46	\$	153,367.14
90	400051000	Town of Davie Fire Rescue	10	\$	656,621.34	\$	276,043.61	\$	380,577.73
91	88105800	Wakulla County Fire Rescue	2	\$	250,520.64	\$	105,318.88	\$	145,201.76
92	23813300	Walton County Fire Rescue	1	\$	705,010.41	\$	296,386.38	\$	408,624.03
93	87867700	West Palm Beach Fire Department	9	\$	1,214,014.46	\$	510,371.68	\$	703,642.78
94	3458200	Winter Park Fire-Rescue	7	\$	381,599.90	\$	160,424.61	\$	221,175.29
					Totals		\$ 200,000,000.00		\$ 84,080,000.00
							\$ 115,920,000.00		