

II. FISCAL IMPACT ANALYSIS


A. Five Year Summary of Fiscal Impact:

Fiscal Years	2024	2025	2026	2027	2028
Capital Expenditures	_____	_____	_____	_____	_____
Operating Costs	_____	_____	_____	_____	_____
External Revenues	_____	_____	_____	_____	_____
In-Kind Match (County)	_____	_____	_____	_____	_____
NET FISCAL IMPACT	<u>_____*</u>	<u>_____</u>	<u>_____</u>	<u>_____</u>	<u>_____</u>
# ADDITIONAL FTE POSITIONS (Cumulative)	_____	_____	_____	_____	_____
Is Item Included in Current Budget:		Yes	<u> X </u>	No	_____
Is this item using Federal Funds?		Yes	_____	No	<u> X </u>
Is this item using State Funds?		Yes	_____	No	<u> X </u>

Budget Account No: Fund _____ Dept _____ Unit _____ Object _____ Program _____


B. Recommended Sources of Funds/Summary of Fiscal Impact:

* There is no fiscal impact associated with this item. Work Orders requiring Board of County Commissioners (Board) approval will be submitted to the Board and fiscal impact will be addressed at that time; otherwise, funding will come from projects previously approved by the Board.


C. Departmental Fiscal Review: 

III. REVIEW COMMENTS

A. OFMB Fiscal and/or Contract Development Comments:

 OFMB 12/18/23 9/11/15 12/15/23	 Contract Development and Control 12/21/23 7/26/23
---	--

B. Legal Sufficiency:


 Assistant County Attorney 1/3/24

C. Other Department Review:

 Department Director

ANNUAL CONTRACT - DEMOLITION #2023-012586: CONTROL SHEET

ATTACHMENT #1

ORIGINAL CONTRACT (Approved 4/4/2023)							\$1,000,000.00					
DEMOLITION Expires 4/3/2028							\$1,000,000.00					
INSERT BOARD INCREASES ABOVE THIS LINE												
PROJECT INFORMATION							DOLLARS			SBE PARTICIPATION		
DATE APPROVED	PROJECT #	PROJECT NAME	FIRM	W.O. AMOUNT	W.O. #	SUPPLEMENT #	\$ TO DATE	\$ CAPACITY REMAINING	\$ SBE W.O.	\$ M/WBE W.O.	% SBE W.O.	% M/WBE W.O.
	CAPACITY REMAINING	Total SBE \$	Total M/WBE \$	Cumulative SBE %	Cumulative M/WBE %							
	\$764,010.00	45,992.00	16,423.00	19.49%	35.71%							
		NAME OF FIRM / CONTRACT R#	FIRM	TOTAL WORK ORDERS	TOTAL SBE \$		CONTRACT CUMULATIVE SBE %	TOTAL M/WBE \$	CONTRACT CUMULATIVE M/WBE %			
	1	"2" S. B.W. & Associates Inc. R2023-1299	SBW	\$38,423.00	\$ 16,423.00		42.74%	16,423.00	100.00%			
	2	AlliedBean Demolition, Inc. R2023-1088	AlliedBean	\$0.00	\$ -			-				
	3	Cross Environmental Services, Inc. - R2023-0414	Cross Environ	\$0.00	\$ -			-				
	4	One Call Florida, Inc. R2023-0912	One Call	\$29,569.00	\$ 29,569.00		100.00%	-	0.00%			
	5	The BG Group, LLC. - R2023-0415	The BG Group	\$167,998.00	\$ -		0.00%	-				
				\$0.00	\$ -			-				
				\$0.00	\$ -			-				
				\$0.00	\$ -			-				
				TOTAL	235,990.00	45,992.00	19.49%	16,423.00	35.71%			