

PALM BEACH COUNTY
BOARD OF COUNTY COMMISSIONERS

AGENDA ITEM SUMMARY

Meeting Date:	April 8, 2025	<input checked="" type="checkbox"/> Consent	<input type="checkbox"/> Regular
		<input type="checkbox"/> Ordinance	<input type="checkbox"/> Public Hearing
Department:	Housing and Economic Development		

I. EXECUTIVE BRIEF

Motion and Title: Staff recommends motion to approve: a Budget Amendment of \$332,965 to the Affordable Housing Trust Fund to recognize funding increases to the State Housing Initiative Partnership (SHIP) Program grant award.



Summary: Palm Beach County (County) received a SHIP allocation of \$10,302,276 for Fiscal Year (FY) 2022-2023 from Florida Housing Finance Corporation (FHFC). On January 26, 2023, FHFC awarded the County additional funds in the amount of \$92,060 in Hurricane Housing Recovery Program (HHRP) funds to be used for Disaster Relief to those counties affected directly by Hurricanes Ian and Nicole. The HHRP funds will be used to assist applicants approved through the emergency repair program that were impacted by one (1) of the hurricanes. These funds are to be expended by June 30, 2025.

The County also received a SHIP allocation of \$12,463,331 for FY 2023-2024 from FHFC. On February 20, 2025, the County received additional funds in the amount of \$240,905 from FHFC. The FHFC has a holdback of funds each year for potential disasters. If a disaster isn't declared, funds are not allocated. Unallocated funds are then disbursed to the counties and cities, based upon population formulas. There is no requirement for these funds to be used for disaster applicants, and can be used for any eligible SHIP strategy. These funds will be used to assist applicants approved for Purchase Assistance. **These are State SHIP funds which require no local match.** Countywide (HF)

Background and Justification: The current Local Housing Assistance Plan approved by the Board of County Commissioners on April 12, 2022 (R2022-0374) included SHIP funded housing strategies for FYs 2022-2023, 2023-2024 and 2024-2025. SHIP funds are used to facilitate the acquisition and construction of affordable single-family and multi-family/rental housing and to fund utility connection and impact fee payments, emergency repairs, foreclosure prevention, homeownership development, disaster assistance and first and second mortgages.

Attachments:

- 1. Budget Amendment
- 2. Hurricane Housing Recovery Program FY2022-2023 Allocation 1
- 3. Holdback Disbursement

Recommended By:	 Department Director	3/20/2025 Date
Approved By:	 Assistant County Administrator	3/28/25 Date

II. FISCAL IMPACT ANALYSIS

A. Five Year Summary of Fiscal Impact:

Fiscal Years	2025	2026	2027	2028	2029
Capital Expenditures					
Operating Costs	\$332,965				
External Revenues	(\$332,965)				
Program Income					
In-Kind Match (County)					
NET FISCAL IMPACT	-0-				

# ADDITIONAL FTE POSITIONS (Cumulative)	-0-				
---	-----	--	--	--	--

Is Item Included In Current Budget? Yes X No
Does this Item include the use of Federal funds? Yes No X
Does this item include the use of State funds? Yes X No


Budget Account No.:

Fund 1100 Dept. 143 Unit 7176 Object 8201 Program Code/Period various

B. Recommended Sources of Funds/Summary of Fiscal Impact:


Approval of this agenda item will appropriate \$92,060 in 2022/2023 and \$240,905 in 2023-2024 for a total of \$332,965 in State SHIP funds to the Affordable Housing Trust Fund budget.

C. Departmental Fiscal Review:


Valerie Alleyne, Division Director II
Finance and Administrative Services, DHED

III. REVIEW COMMENTS

A. OFMB Fiscal and/or Contract Development and Control Comments:

 3/24/25
OFMB
DA 3/20
3/21
NMF 3/24

 3/25/25
Contract Development and Control
26 3.25.25

B. Legal Sufficiency:

 3/25/25
Assistant County Attorney

C. Other Department Review:

Department Director

25-0615

BOARD OF COUNTY COMMISSIONERS
PALM BEACH COUNTY, FLORIDA
BUDGET AMENDMENT

BGRV 143 030425*452


BGEX 143 030425*1026

FUND 1100 - AFFORDABLE HOUSING TRUST FUND (SHIP)


ACCOUNT NUMBER	ACCOUNT NAME	UNIT NAME	ORIGINAL BUDGET	CURRENT BUDGET	INCREASE	DECREASE	ADJUSTED BUDGET	EXPENDED/ ENCUMBERED as of 03/04/25	REMAINING BALANCE
REVENUES									
143-7176-3469	State Grant - Other Human Services	Affordable Housing-Projects	17,891,359	17,891,359	332,965		18,224,324		
			0	0	0	0	0		
	Total Fund Revenues		50,741,091	50,741,091	332,965	0	51,074,056		
EXPENDITURES									
143-7176-8201	Contributions-Non-Govts Agncs	Affordable Housing-Projects	21,137,363	21,137,363	332,965		21,470,328		21,470,328
			0	0	0	0	0		0
	Total Fund Expenditures		50,741,091	50,741,091	332,965	0	51,074,056		

SIGNATURES

DATES



3-19-25



3/24/2025

Initiating Department/Division

Administration/Budget Department Approval

OFMB Department - Posted

BY BOARD OF COUNTY COMMISSIONERS

At Meeting of: April 8, 2025

Deputy Clerk to the Board of County Commissioners

**Hurricane Housing Recovery Program FY
2022-2023 Allocation 1**

State Total	\$ 20,000,000
Lee	\$ 5,403,406
Cape Coral	\$ 2,225,643
Fort Myers	\$ 1,010,871
Charlotte	\$ 2,039,114
Punta Gorda	\$ 234,146
Sarasota	\$ 1,355,123
Sarasota	\$ 194,297
Volusia	\$ 1,073,478
Daytona Beach	\$ 201,843
Deltona	\$ 258,439
Collier	\$ 909,833
Naples	\$ 47,987
Orange	\$ 673,431
Orlando	\$ 185,209
DeSoto	\$ 677,680
Polk	\$ 411,162
Lakeland	\$ 82,434
Winter Haven	\$ 36,184
Osceola	\$ 258,599
Kissimmee	\$ 79,230
St. Cloud	\$ 59,711
Hardee	\$ 381,880
Seminole	\$ 315,760
Hillsborough	\$ 208,378
Tampa	\$ 74,322
Manatee	\$ 186,844
Bradenton	\$ 29,736
Highlands	\$ 167,860
Brevard	\$ 64,606
Cocoa	\$ 3,745
Melbourne	\$ 16,330
Palm Bay	\$ 23,374
Titusville	\$ 9,345
Monroe	\$ 100,000
Flagler	\$ 22,390
Palm Coast	\$ 77,610
Lake	\$ 100,000
Okeechobee	\$ 100,000
Pinellas	\$ 52,140
Clearwater	\$ 12,210
Largo	\$ 8,610
St. Petersburg	\$ 27,040
Putnam	\$ 100,000
Glades	\$ 100,000
Hendry	\$ 100,000
St. Johns	\$ 100,000
Palm Beach	\$ 71,570
Boca Raton	\$ 6,530
Boynton Beach	\$ 5,390
Delray Beach	\$ 4,460
Wellington	\$ 4,110
West Palm Beach	\$ 7,940
Pasco	\$ 100,000

ATTACHMENT 2

Local Government	Initial Allocation	Holdback Disbursement	Total FY 2023-2024
ALACHUA	1,624,908	32,463	1,657,371
Gainesville	1,669,046	33,345	1,702,391
BAKER	350,000	-	350,000
BAY	1,700,717	31,730	1,732,447
Panama City	415,656	7,754	423,410
BRADFORD	350,000	-	350,000
BREVARD	3,955,164	84,119	4,039,283
Cocoa	228,460	4,859	233,319
Melbourne	998,881	21,244	1,020,125
Palm Bay	1,455,800	30,962	1,486,762
Titusville	568,627	12,093	580,720
BROWARD	3,998,536	79,900	4,078,436
Coconut Creek	664,163	13,272	677,435
Coral Springs	1,547,455	30,923	1,578,378
Davie	1,226,669	24,512	1,251,181
Deerfield Beach	1,003,022	20,044	1,023,066
Ft. Lauderdale	2,168,696	43,338	2,212,034
Hollywood	1,777,879	35,528	1,813,407
Lauderhill	858,442	17,155	875,597
Margate	673,200	13,452	686,652
Miramar	1,585,859	31,691	1,617,550
Pembroke Pines	1,965,381	39,274	2,004,655
Plantation	1,079,830	21,578	1,101,408
Pompano Beach	1,305,736	26,093	1,331,829
Sunrise	1,118,234	22,346	1,140,580
Tamarac	833,593	16,657	850,250
Weston	783,893	15,665	799,558
CALHOUN	350,000	-	350,000
CHARLOTTE	2,035,901	38,479	2,074,380
Punta Gorda	229,484	4,337	233,821
CITRUS	1,818,201	32,819	1,851,020
CLAY	2,593,331	50,146	2,643,477
COLLIER	4,265,312	87,907	4,353,219
Naples	221,184	4,559	225,743
COLUMBIA	819,405	25,787	845,192
DE SOTO	409,546	1,331	410,877
DIXIE	350,000	-	350,000
DUVAL	11,865,266	257,409	12,122,675
ESCAMBIA	3,156,660	64,040	3,220,700
Pensacola	629,212	12,765	641,977
FLAGLER	320,700	7,112	327,812
Palm Coast	1,117,415	24,784	1,142,199

Local Government	Initial Allocation	Holdback Disbursement	Total FY 2023-2024
FRANKLIN	350,000	-	350,000
GADSDEN	513,826	18,956	532,782
GILCHRIST	350,000	-	350,000
GLADES	350,000	-	350,000
GULF	350,000	-	350,000
HAMILTON	350,000	-	350,000
HARDEE	350,000	-	350,000
HENDRY	461,686	10,068	471,754
HERNANDO	2,287,752	43,316	2,331,068
HIGHLANDS	1,184,677	26,229	1,210,906
HILLSBOROUGH	12,845,352	258,985	13,104,337
Tampa	4,609,944	92,944	4,702,888
HOLMES	350,000	-	350,000
INDIAN RIVER	1,892,707	57,351	1,950,058
JACKSON	573,519	4,996	578,515
JEFFERSON	350,000	-	350,000
LAFAYETTE	350,000	-	350,000
LAKE	4,635,509	95,797	4,731,306
LEE	5,702,121	122,613	5,824,734
Cape Coral	2,385,694	51,300	2,436,994
Ft. Myers	1,109,155	23,850	1,133,005
LEON	1,135,109	22,789	1,157,898
Tallahassee	2,300,452	46,184	2,346,636
LEVY	513,826	18,956	532,782
LIBERTY	350,000	-	350,000
MADISON	350,000	-	350,000
MANATEE	4,183,839	86,757	4,270,596
Bradenton	652,969	13,540	666,509
MARION	3,761,744	77,562	3,839,306
Ocala	747,119	15,404	762,523
MARTIN	1,862,934	33,819	1,896,753
MIAMI-DADE	13,280,978	263,471	13,544,449
Hialeah	1,674,277	33,214	1,707,491
Miami	3,366,752	66,791	3,433,543
Miami Beach	612,688	12,155	624,843
Miami Gardens	843,205	16,727	859,932
North Miami	442,834	8,785	451,619
MONROE	968,564	21,399	989,963
NASSAU	1,095,210	31,953	1,127,163
OKALOOSA	1,922,913	48,773	1,971,686
Crestview	316,887	8,038	324,925
Ft. Walton Beach	241,698	6,130	247,828

Local Government	Initial Allocation	Holdback Disbursement	Total FY 2023-2024
OXEECHOBEE	454,280	9,902	464,182
ORANGE	13,294,743	285,136	13,579,879
Orlando	3,691,002	79,163	3,770,165
OSCEOLA	3,237,950	67,199	3,305,149
Kissimmee	945,523	19,622	965,145
St. Cloud	705,475	14,641	720,116
PALM BEACH	12,494,181	240,905	12,735,086
Boca Raton	1,143,600	22,051	1,165,651
Boynton Beach	937,892	18,084	955,976
Delray Beach	770,536	14,857	785,393
Wellington	709,520	13,681	723,201
West Palm Beach	1,377,201	26,555	1,403,756
PASCO	6,804,480	144,281	6,948,761
PINELLAS	5,790,106	125,367	5,915,473
Clearwater	1,365,854	29,574	1,395,428
Largo	965,575	20,907	986,482
St. Petersburg	3,028,294	65,568	3,093,862
POLK	6,851,737	147,102	6,998,839
Lakeland	1,381,848	29,667	1,411,515
Winter Haven	613,073	13,163	626,236
PUTNAM	856,731	11,327	868,058
ST. JOHNS	3,413,194	68,473	3,481,667
ST. LUCIE	892,601	18,218	910,819
Ft. Pierce	549,324	11,211	560,535
Port St. Lucie	2,582,426	52,706	2,635,132
SANTA ROSA	2,265,385	42,816	2,308,201
SARASOTA	4,545,731	94,766	4,640,497
Sarasota	648,796	13,526	662,322
SEMINOLE	5,544,839	116,123	5,660,962
SUMTER	1,609,495	43,448	1,652,943
SUWANNEE	513,826	18,956	532,782
TAYLOR	350,000	-	350,000
UNION	350,000	-	350,000
VOLUSIA	4,576,503	96,849	4,673,352
Daytona Beach	889,693	18,828	908,521
DeLtona	1,099,805	23,274	1,123,079
WAKULLA	409,546	1,331	410,877
WALTON	923,831	20,399	944,230
WASHINGTON	350,000	-	350,000
TOTAL	247,000,000	5,000,000	252,000,000