

PALM BEACH COUNTY
BOARD OF COUNTY COMMISSIONERS

AGENDA ITEM SUMMARY

Meeting Date:	August 19, 2025	Consent <input checked="" type="checkbox"/> [X] Public Hearing <input type="checkbox"/> []	Regular <input type="checkbox"/> []
Department:	Water Utilities Department		

I. EXECUTIVE BRIEF

Motion and Title: Staff recommends motion to approve: (A) Work Order (WO) No. 9 to the Contract for Engineering and Construction Services for Optimization and Improvements Design-Build (Contract) with Globaltech, Inc., (Globaltech) for the Water Treatment Plant (WTP) 11 Membrane Train Improvements (Project) for a Guaranteed Maximum Price in the amount of \$9,412,144; and (B) A \$5,000,000 Budget Transfer in the Water Utility Department’s Capital Improvement Fund to fully fund the Project.



Summary: On January 24, 2023, the Board of County Commissioners (BCC) approved the Palm Beach County Water Utilities Department (PBCWUD) Contract (R2023-0086) with Globaltech, which had a start date of December 20, 2022. WO No. 9 provides for the design and construction of proposed membrane improvements at WTP 11. The Project includes a new 5th reverse osmosis (RO) train, variable frequency drive (VFD), remote input/output (RIO), cartridge filter and associated piping, relocation of the existing RIO panel inside the electrical room for the new VFD, conversion of the storage room into an open space, relocation of the electrical and chlorine systems, a new access control system, and furnishing a new breaker bucket for the motor control center to power the new RO train.

This Contract was presented to the Goal Setting Committee (Committee) on October 6, 2021, and the Committee established an Affirmative Procurement Initiative (API) of a mandatory 20% Small Business Enterprise (SBE) subcontracting goal. Globaltech committed to 24% SBE participation. The proposed SBE participation for this WO No. 9 is 24%. To date, the overall participation achieved on this Contract is 17.35%. Globaltech is a Palm Beach County based company. The Project is included in the PBCWUD FY 2025 budget. (PBCWUD Project No. 25-035) District 6 (MWJ)

Background and Justification: WTP 11 is the sole source of drinking water for the western communities consisting of the Cities of Belle Glade, Pahokee and South Bay. Therefore, it is critical that WTP 11 has reliable and effective treatment to provide drinking water. To increase plant capacity and provide a redundant treatment unit, a 5th RO membrane skid will be designed and constructed including a new access control system, and power and controls

Attachments:

- 1. Two (2) Originals of Work Order No. 9
- 2. Location Map
- 3. EBIX Compliance Summary Report
- 4. Budget Transfer form

Recommended By:		8-1-2025
	Department Director	Date
Approved By:		8/18/25
	Assistant County Administrator	Date

II. FISCAL IMPACT ANALYSIS

A. Five Year Summary of Fiscal Impact:

Fiscal Years	2025	2026	2027	2028	2029
Capital Expenditures	<u>\$9,412,144</u>	<u>0</u>	<u>0</u>	<u>0</u>	<u>0</u>
Operating Costs	<u>0</u>	<u>0</u>	<u>0</u>	<u>0</u>	<u>0</u>
External Revenues	<u>0</u>	<u>0</u>	<u>0</u>	<u>0</u>	<u>0</u>
Program Income (County)	<u>0</u>	<u>0</u>	<u>0</u>	<u>0</u>	<u>0</u>
In-Kind Match County	<u>0</u>	<u>0</u>	<u>0</u>	<u>0</u>	<u>0</u>
NET FISCAL IMPACT	<u>\$9,412,144</u>	<u>0</u>	<u>0</u>	<u>0</u>	<u>0</u>
# ADDITIONAL FTE POSITIONS (Cumulative)	<u>0</u>	<u>0</u>	<u>0</u>	<u>0</u>	<u>0</u>

Budget Account No.: Fund 4011 Dept 721 Unit W026 Object 6541

Is Item Included in Current Budget? Yes No X

Is this item using Federal Funds? Yes No X

Is this item using State Funds? Yes No X

Reporting Category N/A

B. Recommended Sources of Funds/Summary of Fiscal Impact:

One (1) time expenditure from user fees, connection fees and balance brought forward.
A \$5,000,000 Budget Transfer in the Water Utility Department's Capital Improvement
Fund to fully fund the Project.

C. Department Fiscal Review:

Joony Foreman

III. REVIEW COMMENTS

A. OFMB Fiscal and/or Contract Development and Control Comments:

Luz Nauti 8/14/2025
OFMB QA 8/14
VS 8/14

Frank Brach 8/14/25
Contract Development and Control
2025.8.14.25

B. Legal Sufficiency:

Brandon Hel for MWT
Assistant County Attorney

C. Other Department Review:

Department Director

This summary is not to be used as a basis for payment.

WORK ORDER NO. 9
Palm Beach County Water Utilities Department
Optimization and Improvements Design-Build
Resolution No. R2023-0086 Contract Dated December 20, 2022

Project Title: Water Treatment Plant 11 Membrane Train Improvements

PBCWUD Project No.: 25-035

Design-Build Entity: Globaltech, Inc.

Address: 901 Yamato Rd. Ste. 220, Boca Raton, Florida 33431

Budget Line Item No.: 4011 - 721 - W026 - 6541

District: 6

This Work Order provides: design and construction services for Water Treatment Plant (WTP) 11, including the design, fabrication, and supply of a Low-Pressure Reverse Osmosis (LPRO) membrane train for Palm Beach County WTP 11. The skid will match the existing configuration with a two-stage 40 Pressure Vessel (PV) on the first stage and a 20 PV on the second stage, 40:20x7 membrane array, and include all necessary components, such as membrane elements, pressure vessels, pumps, instrumentation, and control panels. The new train shall be capable of producing 2.5 Million Gallons per Day (MGD) from 7,500 Milligrams per liter (mg/L) Total Dissolved Solids (TDS) feedwater and 2.0 MGD from 12,000 mg/L TDS feedwater. These modifications will provide the WTP with extra redundancy. To accommodate the new LPRO skid footprint, the walls of the existing storage room will be demolished, and the sodium hypochlorite dosing system and plant access control will be relocated to a new designated area.

See **ATTACHMENT A** for a detailed scope of services.

The Contract provides for 24% SBE participation. This Work Order includes 15.27% overall SBE participation. The cumulative SBE participation, including this Work Order, is 17.35%.

1. Services completed by the Design-Build Entity to date:

See **ATTACHMENT B**.

2. Design-Build Entity shall begin work within ten (10) calendar days from the issuance of Notice to Proceed (NTP). Execution of the Project will be accomplished as follows from the issuance of the NTP:

Substantial Completion 420 Calendar Days
Final Construction Completion 480 Calendar Days

Liquidated damages will apply as follows:

\$1,000.00 per day past substantial completion date.
\$500.00 per day past final completion date.

3. The Guaranteed Maximum Price compensation to be paid to the Design-Build Entity for providing the requested services in accordance with the Contract Bid Prices is \$9,412,144.00
4. This Work Order does not amend, change, or modify the Contract, which remains in full force and effect.
5. All attachments to this Work Order are incorporated herein and made a part of this Work Order.
6. The Contract and this Work Order is subject to the County Emergency Ordinance 2025-014, approved by the Board of County Commissioners on June 3, 2025.

WORK ORDER NO. 9
Palm Beach County Water Utilities Department
Optimization and Improvements Design-Build
Resolution No. R2023-0086 Contract Dated December 20, 2022

Project Title: Water Treatment Plant 11 Membrane Train Improvements

PBCWUD Project No.: 25-035

IN WITNESS WHEREOF, this Work Order is accepted, subject to the terms, conditions, and obligations of the aforementioned Contract.

PALM BEACH COUNTY, A POLITICAL SUBDIVISION OF THE STATE OF FLORIDA

Joseph Abruzzo, Clerk of the Circuit Court
& Comptroller, Palm Beach County

Palm Beach County,
Board of County Commissioners

ATTEST:

Signed: _____

21
MB Signed: _____
Maria G. Marino, Mayor

Typed Name: _____
Deputy Clerk

(Date)

Globaltech, Inc.
(Design-Build Entity)

Approved as to Form and Legal Sufficiency

Bruce Rahmani, PE
(Print Name)

Signed: *Michael W. Jones for MWT*

B. Rahmani
(Signature)

Typed Name: Michael W. Jones
County Attorney

Vice President of Construction
(Title)


July 11, 2025
(Date)

STATE OF FLORIDA

COUNTY OF PALM BEACH

The foregoing instrument was acknowledged before me by means of ☒ physical presence or ☐ online notarization on this
11 day of July 2025 by Bruce Rahmani, who is ☒ personally known to me

or ☐ has produced _____ as identification.



R. Cloyd
(Signature of Notary Public - State of Florida)

(Print, Type, or Stamp Commissioned Name of Notary Public)

LIST OF ATTACHMENTS

ATTACHMENT A	Scope of Work
ATTACHMENT B	Summary and Status of Work Orders
ATTACHMENT C	Public Construction Bond
ATTACHMENT D	Form of Guarantee
ATTACHMENT E	Work Order Schedule of Bid Items
ATTACHMENT F	OEBO Schedules 1 and 2
ATTACHMENT G	Summary of SBE Business Tracking
ATTACHMENT H	Location Map
ATTACHMENT I	Design-Build Criteria
ATTACHMENT J	Supporting Document

ATTACHMENT A

SCOPE OF WORK

PBCWUD PROJECT NO.: 25-035

PROJECT TITLE: Water Treatment Plant 11 Membrane Train Improvements

Globaltech, Inc. (DESIGN-BUILD ENTITY) shall perform the Scope of Services as described in the Design-Criteria Report and as further described herein:

Administrative and Engineering Services

1. Meet with the Palm Beach County Water Utilities Department (PBCWUD) to review the project scope and schedule. Conduct a site visit to inspect the work items listed below and develop the design accordingly.
2. Develop subcontracts with structural and electrical engineers, as well as other required entities.
3. Develop a preliminary site plan layout and equipment layout(s).
4. Prepare a Preliminary Design Technical Memorandum (TM). The TM shall provide a brief description of the equipment, including its design parameters and layout(s). Equipment cut sheet examples for major equipment shall be provided in the TM. A preliminary site plan and equipment layout(s) will be provided. Five (5) copies of the TM and a Portable Document Format (PDF) version shall be submitted.
5. Prepare and submit design deliverables at 60%, 90%, and 100% completion. Half-size drawings and PDF files are to be submitted for the County's review.
6. Prepare and submit documents to the Palm Beach County Health Department (PBCHD) for permitting purposes. PBCWUD will pay for permit fees.
7. Updated documentation will be submitted for approval if the existing disinfection strategy no longer meets regulatory requirements.
8. Prepare a detailed construction schedule.
9. Prepare submittals (or confirmation of compliance with County design standards), administer, and track the submittal process.
10. Prepare the equipment data sheet and asset collection form.
11. Conduct the Engineer's site visits during construction to confirm that the work is being performed in conformance with the Design Drawings and Specifications.
12. Prepare Record Drawings and Operation & Maintenance (O&M) Manuals.
13. Obtain the permit for the Palm Beach County WTP 11 Membrane Train Improvement from the Palm Beach County Health Department.

Construction Services

1. Establish staging areas with WTP 11 staff at the site and mobilize the site.
2. Procure equipment and construct facilities for the construction tasks listed below. Equipment procurement shall begin upon approval of the Preliminary Design TM.
3. Improvements will be based on the approved TM and are expected to be listed in the Scope of Services paragraphs in this Work Order.
4. Obtain a construction permit from the Palm Beach County Planning, Zoning, and Building Department (PBCPZB).
5. Restore the site to its existing conditions.

Construction Tasks

A. Low-Pressure Reverse Osmosis (LPRO) Skid

1. Furnish and install one (1) ready-to-operate turnkey LPRO skid. This includes design, engineering, fabrication, assembly, inspection, testing, and delivery of the complete membrane treatment system, along with all associated components necessary for its operation.
2. The LPRO skid shall be delivered as a complete package, including the frame, pressure vessels, interconnecting piping, instrumentation, supports, and all other components necessary for installation and startup.
3. The new skid shall be similar in configuration to the existing reverse osmosis trains at the facility, allowing for operational consistency and ease of integration.
4. The LPRO system shall meet the following performance criteria:
 - a. Normal Operation: The system shall be capable of producing a permeate flow rate of 2.5 MGD at a permeate recovery rate of 80% while treating feedwater with a TDS concentration of up to 7,500 milligrams per liter (mg/L).
 - b. High TDS Operation: The system shall also be capable of producing 2.0 MGD at a 75% recovery rate when treating feedwater with a TDS of up to 12,000 mg/L.
5. The new skid shall be designed as a two-stage configuration with a 40 Pressure Vessel (PV) on the first stage and 20 PV on the second stage, 40:20x7 membrane array, consisting of 280 membrane elements in Stage 1 and 140 membrane elements in Stage 2. The stage 1 membrane elements should be DuPont FilmTec SW30XLE-440, and the Stage 2 membrane elements should be DuPont FilmTec Seamaxx-440 to match the existing membrane elements
6. The membrane train shall be designed and rated for a minimum operating pressure of 600 Pounds per Square Inch (PSI).
7. The pressure vessels (PV) of the new LPRO skid shall be compatible with the existing trains' PV models, which are PRO-8-600 SP. Each PV shall contain seven (7) membrane elements installed in series.
8. Furnish and install a dedicated LPRO feedwater pump designed for a flow rate of 1,855 Gallons Per Minute (GPM) at a Total Dynamic Head (TDH) of 1,130-feet. The pump will be supplied with a 500-horsepower motor and a Variable Frequency Drive (VFD) to maintain production under varying feedwater quality and fouling conditions.
9. The system shall include an Energy Recovery Device (ERD) for pressure management using a PX-Q260 Energy Recovery Device (PX) and an interstage booster pump capable of handling a feed flow of 790 GPM, with the capacity to increase pressure from 470 psi to 550 psi between stages. These components shall be integrated into the system design and coordinated to ensure seamless operation based on the membrane projection provided in the specification.
10. The membrane treatment system shall include all necessary components such as:
 - a. Pressure vessels and SST support structures Stain-Steel (SST)
 - b. Piping and valves
 - c. Clean-in-place (CIP) system connections
 - d. Instrument panels and train sample panels
 - e. Automatic valves
 - f. Train power and control panels
 - g. All other required appurtenances
11. All piping shall be constructed of 316 SST. The feed, interstage, and concentrate piping shall have a minimum wall thickness of Schedule 40. All piping must be clearly labeled
12. Unless stated otherwise, all above-grade pipe and valves shall be 316 SST, and all below-grade pipe shall be High-Density Polyethylene (HDPE). SST butterfly valves shall be lug-style. Flanges will be provided at all valves and pump connections.
13. All valves and flanges shall be rated for 300 pounds (300 lb.) class.
14. A 10-inch 316 SST globe-style flanged silent check valve shall be provided on the discharge line of the LPRO feed pump.
15. All equipment and pipe support anchors shall be 316 SST.

16. Provide a wet tap connection from the existing raw water main, located prior to the membrane building, to supply the new cartridge filter. The filtered water outlet shall be routed to the LPRO skid feed pump. The permeate and concentrate from the LPRO skid shall be connected to the existing total permeate and concentrate lines to ensure proper integration with the plant's existing flow paths. The sample panel drain shall be routed and connected to the existing drain located inside the membrane building. All new piping connections, where possible, shall be installed underground to maintain a clean layout and minimize above-ground congestion.
17. Provide connections for the cleaning system, including three (3) dedicated connection points: one (1) for the Cleaning Solution Feed, one (1) for the Cleaning Solution Concentrate Return, and one (1) for the Cleaning Solution Permeate Return.
18. The following data shall be collected and recorded hourly by the Human-Machine Interface (HMI) computer during the performance testing period. All recorded data shall be available for trend analysis:
 - a. Feedwater pressure
 - b. Feed flow control valve position
 - c. First stage concentrates pressure
 - d. Second stage feed pressure
 - e. Concentrate valve position
 - f. Total permeate flow
 - g. First stage permeate flow
 - h. Second stage permeate flow (can be calculated)
 - i. Concentrate pressure
 - j. Concentrate flow (can be calculated)
 - k. First stage permeate pressure
 - l. Second stage permeate pressure
 - m. Permeate conductivity
 - n. Concentrate conductivity
19. Furnish and install a cartridge filter that matches the existing plant cartridge filter specifications, which includes a Fil-Trek housing and Waco filters. The housing shall be horizontally mounted, industrial-grade, American Society of Mechanical Engineers (ASME) U-stamped, and constructed of 316 SST, with a pickled and passive finish. It shall include the following connections: clean and dirty drains, clean and dirty pressure gauges, vent, and 12-inch inlet/outlet.
20. The filter media shall be 40-inch × 2.5-inch 5-micron, National Sanitation Foundation (NSF)-certified, string-wound, single-open-end cartridges with a plastic top spring and a 222 O-ring. The filters should produce approximately 5 GPM per 10-inch filter length for clean water. The overall unit shall be designed to handle 150 Pounds per Square Inch Gauge (psig) at 250°F, with a maximum flow capacity of 5 MGD.

B. Storage Room Demolition and Sodium Hypochlorite Relocation

1. Install a temporary conveyance system for injecting 12% sodium hypochlorite into the clearwell and the suction side of the high service pumps. The clearwell chlorine dosing pumps shall be configured to provide a chlorine dose of up to 7.5 mg/L to a flow rate of up to 8 MGD on both sides of the clearwell, based on the chlorine residual setpoint. Additional dosing pumps shall be capable of delivering a chlorine dose of up to 3 mg/L to a flow rate of 10 MGD at the suction of the high service pumps. The temporary dosing skid shall include an outside-rated enclosure, chemical dosing pumps, calibration column, pulsation dampener, pressure relief valves, pressure gauges, Polyvinyl Chloride (PVC) pipe and fittings, and other required components.
2. Relocate the sodium hypochlorite feed pumps to the new location on the east side of the storage room, ensuring the relocated system is fully operational before removing the temporary system from service.
3. Demolish the exterior wall of the storage room to create space for the new LPRO train and remove the concrete pad of the existing sodium hypochlorite system.
4. Relocate the existing instrumentation panel to the north wall of the membrane building.
5. Relocate all piping, conduit, switchgear, and other associated components as required to accommodate the new system layout.

6. The temporary system will operate in manual mode and remain independent of the Supervisory Control and Data Acquisition (SCADA) system, with no automated flow pacing. All adjustments will be performed manually by on-site personnel.

C. Electrical and Instrumentation and Control (I&C)

1. Furnish and install one (1) new breaker bucket on the existing Storm Water Drainage (SWD) one (1) switchgear for the new Reverse Osmosis (RO) membrane feed pump, including bus modification, terminations, phase rotation verification, torque checks, and labeling in accordance with the manufacturer's requirements.
2. Furnish and install one (1) new 600 Horsepower (HP) Eaton VFD to match the existing lineup mounted inside the electrical room. Relocate Alternating Current (AC) control devices as required to accommodate the new drive cabinet.
3. Relocate the Permeate/Concentrate Panel inside the membrane building.
4. Provide and install one (1) new breaker bucket in the existing Motor Control Center (MCC) inside the electrical room for the RO train's interstage booster pump, including feeder conduits and conductors.
5. Electrically relocate the existing sodium hypochlorite skid to its new site location:
 - a. Disconnect, remove, and reinstall all power feeders and control-signal wiring to the relocated skid.
 - b. Extend conduit, junction boxes, fittings, and cable support as required.
6. Furnish and install a new access-control system, including control panels and associated wiring. Disconnect or repurpose existing equipment and panels as necessary; complete all terminations and perform commissioning in accordance with the manufacturer's specifications.
7. Before demolition of the east interior wall, identify and relocate any conduits, junction boxes, lighting fixtures, receptacles, and control wiring attached to that wall.
8. Furnish and install one (1) new remote Input/Output (I/O) Remote Input/Output (RIO) panel dedicated to the new RO train. Mount and ground according to PBCWUD standards and interconnect all signals back to the existing Main Control Panel (RIO-1). Label and function-test each field termination.
9. Develop and deploy new HMI screens and SCADA integrations to incorporate the RO train into PBCWUD's existing control system.
10. Furnish and install all new conduit, conductors, cable trays, supports, terminations, branch breakers, grounding electrodes, and miscellaneous components necessary for a fully operational electrical system serving the new RO train.
11. Deliver as-built electrical schematics, wiring diagrams, updated O&M manuals, warranty documentation, spare parts list, and training materials to PBCWUD upon project close-out.

Assumptions:

- The post-treatment capacity analysis, including the potential expansion of the degasifiers and scrubbers to accommodate the expansion, is outside the scope of this project.
- The raw water supply, including the potential need for new wells to meet future capacity, is outside the scope of this project.
- This project will not increase the permitted or design capacity of the water treatment plant.
- The evaluation, assessment, or redesign of the Heating, Ventilation, and Air Conditioning (HVAC) system inside the membrane building is specifically excluded from this project scope.

Allowance:

- No allowance has been included in the scope of the budget for this project.

Permits and Fees:

The Design-Build Entity (DBE) shall obtain all necessary permits required to complete the work under this Contract, as well as fulfill all required inspections and requirements to close out the completed permits. PBCWUD shall pay all permit fees. The DBE shall be responsible for all business tax fees for work within Palm Beach County or Municipalities. Globaltech, Inc. (the Design-Build Entity) shall notify PBCWUD of the permit fees and allow three (3) weeks for PBCWUD to verify the permit fee(s) issued by the County to the authority having jurisdiction.

Engineering Deliverables:

<u>Preliminary Design Review (PDR) plans</u>	<u>90</u> calendar days	<u>3</u> copies
<u>60% plans and response to PDR review comments</u>	<u>120</u> calendar days	<u>3</u> copies
<u>90% plans and response to 60% review comments</u>	<u>150</u> calendar days	<u>3</u> copies
<u>100% plans and response to 90% review comments</u>	<u>180</u> calendar days	<u>3</u> copies
Sign and sealed plan	<u>420</u> calendar days	
Building Permit submittal	<u>180</u> calendar days	
Department of Health (DOH) Permit Submittal	<u>140</u> calendar days	
Record drawings	<u>480</u> calendar days	
Programmable Logic Controller (PLC) program electronic files	<u>N/A</u> calendar days	
(applicable <u> </u> yes, <u>X</u> no)		
Equipment Data Sheet Asset Collection Form	<u>480</u> calendar days	

ATTACHMENT B

SUMMARY AND STATUS OF WORK ORDERS

[illegible]



July 10, 2025

Palm Beach County
8100 Forst Hill Blvd.,
West Palm Beach, FL 33413

RE: Globaltech, Inc

Bond No. SU1201330
Project: 25-035 Water Treatment Plant No. 11 Membrane Train Improvements

To Whom it May Concern:

Please allow this letter to service as formal authorization for **Globaltech, Inc** and/or **Palm Beach County** to date the captioned bond, power of attorney to coincide with the Contract Date and the form of guarantee upon substantial completion. Please note the bond date cannot be prior to the contract date.

Please provide the bond date and send back to our office via email as soon as possible:

Bond Date: _____

Thank you and should you have any questions or need any additional information, please feel free to contact our office anytime.

Sincerely,

A handwritten signature in cursive script, appearing to read 'Brett Rosenhaus'.

Brett Rosenhaus
Attorney-in-Fact

220 Congress Park Drive, Suite 100, Delray Beach, FL 33445

ATTACHMENT C

**PUBLIC CONSTRUCTION BOND – WORK ORDER NO. 9
OPTIMIZATION AND IMPROVEMENTS DESIGN-BUILD
RESOLUTION NO. R2023-0086 Contract Dated December 20, 2022**

PROJECT TITLE: Water Treatment Plant No.11 Membrane Train Improvements

PBCWUD PROJECT NO.: 25-035

BOND NUMBER: SU1201330

WORK ORDER/BOND AMOUNT: \$9,412,144.00

DESIGN-BUILD ENTITY'S NAME: Globaltech, Inc.

DESIGN-BUILD ENTITY'S ADDRESS: 901 Yamato Rd. Ste. 220
Boca Raton, FL 33431

DESIGN-BUILD ENTITY'S PHONE: 561-997-6433

SURETY COMPANY: Arch Insurance Company

SURETY'S ADDRESS: Harborside 3, 210 Hudson Street, Suite 300
Jersey City, NJ 07311

OWNER'S NAME: PALM BEACH COUNTY

OWNER'S ADDRESS: 8100 Forest Hill Boulevard
West Palm Beach, FL 33413

OWNER'S PHONE: (561) 493-6000

DESCRIPTION OF WORK: Provides for design and construction services for Water Treatment Plant (WTP) 11, including the design, fabrication, and supply of a Low Pressure Reverse Osmosis (LPRO) membrane train.

PROJECT LOCATION: Water Treatment Plant No. 11 (WTP 11)

LEGAL DESCRIPTION: Water Treatment Plant No. 11 (WTP 11)

REVISED 06-10-25

PUBLIC CONSTRUCTION BOND

This Bond is issued in favor of the County conditioned on the full and faithful performance of Work Order No. 9 to the Optimization and Improvements Design-Build Contract Resolution No. R2023-0086, dated December 20, 2022.

KNOW ALL MEN BY THESE PRESENTS: that Contractor and Surety, are held and firmly bound unto

Palm Beach County Board of County Commissioners
301 N. Olive Avenue
West Palm Beach, Florida 33401

as Obligee, herein called County, for the use and benefit of the claimant as herein below defined, in the amount of nine million four hundred and twelve thousand one hundred and forty-four dollars and zero cents, **\$9,412,144.00**.

for the payment whereof Principal and Surety bind themselves, their heirs, personal representatives, executors, administrators, successors, and assigns, jointly and severally, firmly by these presents.

WHEREAS,

Principal has, by written agreement dated _____, 2025, entered into Work Order No. 9 to the Optimization and Improvements Design-Build Contract Resolution No. R2023-0086 with the County for:

Work Order Project Name: Water Treatment Plant No. 11 Membrane Train Improvements
Work Order Project No.: PBCWUD 25-035
Project Description: Provides for design and construction services for Water Treatment Plant (WTP) 11, including the design, fabrication, and supply of a Low Pressure Reverse Osmosis (LPRO) membrane train.
Project Location: Water Treatment Plant No. 11 (WTP 11)

in accordance with Design Criteria Drawings and Specifications prepared by

Name of Design Firm: Palm Beach County Water Utilities Department
Location of Firm: 8100 Forest Hill Blvd. West Palm Beach, FL 33413
Phone: 561-493-6000
Fax: 561-493-6008

which Work Order No. 9 to the Optimization and Improvements Design-Build Contract Resolution No. R2023-0086 is by reference made a part hereof in its entirety, and is hereinafter referred to as the Work Order.

1. THE CONDITION OF THIS BOND is that if Principal:

a. Performs the Work Order dated _____, 2025, between Principal and County for the construction of the above project, the Work Order being made a part of this bond by reference, at the times and in the manner prescribed in the Work Order; and

b. Promptly makes payments to all claimants, as defined in Section 255.05, Florida Statutes, supplying Principal with labor, materials, or supplies, used directly or indirectly by Principal in the prosecution of the work provided for in the Work Order; and

REVISED 06-10-25

c. Pays County all losses, damages (including liquidated damages), expenses, costs, and attorneys' fees, including appellate proceedings, that County sustains because of a default by Principal under the Work Order; and

d. Performs the guarantee of all work and materials furnished under the Work Order for the time specified in the Work Order; then this bond is void; otherwise it remains in full force.

2. Any changes in or under the contract documents and compliance or noncompliance with any formalities connected with the Work Order or the changes does not affect Surety's obligation under this bond and Surety waives notice of such changes.

3. The amount of this bond shall be reduced by and to the extent of any payment or payments made in good faith hereunder, inclusive of the payment by Surety of construction liens which may be filed of record against said improvement, whether or not claim for the amount of such lien be presented under and against the bond.

4. Principal and Surety expressly acknowledge that any and all provisions relating to consequential, delay and liquidated damages contained in the Work Order are expressly covered by and made a part of this Performance, Labor and Material Payment Bond. Principal and Surety acknowledge that any such provisions lie within their obligations and within the policy coverage's and limitations of this instrument.

5. Section 255.05, Florida Statutes, as amended, together with all notice and time provisions contained therein, is incorporated herein, by reference, in its entirety. Any action instituted by a claimant under this bond for payment must be in accordance with the notice and time limitation provisions in Section 255.05(2), Florida Statutes. This instrument regardless of its form, shall be construed and deemed a statutory bond issued in accordance with Section 255.05, Florida Statutes.

6. Any action brought under this instrument shall be brought in the state court of competent jurisdiction in Palm Beach County, Florida and not elsewhere.

K. Cloyd
Witness

Rachael Cloyd
Print Name

Kailee Rosenhaus
Witness

Kailee Rosenhaus
Print name

Globaltech, Inc.
Principal (Seal)

Bruce Rahmani
Bruce Rahmani, PE

Vice President of Construction
Title

Arch Insurance Company
Surety (Seal)

Brett Rosenhaus
Brett Rosenhaus

Attorney-in-Fact
Title

REVISED 06-10-25

ATTACHMENT D
FORM OF GUARANTEE

GUARANTEE FOR Globaltech, Inc. and Arch Insurance Company


We the undersigned hereby guarantee that the **Optimization and Improvements Design-Build, Resolution No. R2023-0086, Contract Dated December 20, 2022, PBCWUD Project No. 25-035, Work Order No. 9, Project Title: Water Treatment Plant No. 11 Membrane Train Improvements**, Palm Beach County, Florida, which we have constructed and bonded, has been done in accordance with the plans and specifications; that the work constructed will fulfill the requirements of the guaranties included in the Contract Documents. We agree to repair or replace any or all of our work, together with any work of others which may be damaged in so doing, that may prove to be defective in the workmanship or materials within a period of one year from the date of Final Completion of all of the above named work by the County of Palm Beach, State of Florida, without any expense whatsoever to said County of Palm Beach, ordinary wear and tear and unusual abuse or neglect excepted by the County. The date of Final Completion shall be the date set forth on the fully executed and acknowledged Contractor's Certification of Final Completion form. When correction work is started, it shall be carried through to completion.

In the event of our failure to acknowledge notice, and commence corrections of defective work within five (5) calendar days after being notified in writing by the Board of County Commissioners, Palm Beach County, Florida, we, collectively or separately, do hereby authorize Palm Beach County to proceed to have said defects repaired and made good at our expense and we will honor and pay the costs and charges therefore upon demand.

County and (Design-Build Entity, engineer, architect as applicable) agree that the provisions of Florida Statute Chapter 558 shall not apply to Contract/Agreement.

SEAL AND NOTARIAL ACKNOWLEDGMENT OF SURETY

Globaltech, Inc.(Seal)
(Design-Build Entity)

By: 
(Signature)

Bruce Rahmani, PE, VP of Construction
(Print Name)

Arch Insurance Company(Seal)
(Surety)

By: 
(Signature)

Brett Rosenhaus, Attorney-in-Fact
(Print Name)

REVISED 06-10-25

This Power of Attorney limits the acts of those named herein, and they have no authority to bind the Company except in the manner and to the extent herein stated. Not valid for Note, Loan, Letter of Credit, Currency Rate, Interest Rate or Residential Value Guarantees.

POWER OF ATTORNEY

Know All Persons By These Presents:

That the Arch Insurance Company, a corporation organized and existing under the laws of the State of Missouri, having its principal administrative office in Jersey City, New Jersey (hereinafter referred to as the "Company") does hereby appoint:

Brett Rosenhaus of Delray Beach, FL, Charles D. Nielson, Charles J. Nielson, David R. Hoover and Jarrett Merlucci of Miami Lakes, FL (EACH) F. Danny Gann, Edward T. Ward and Audria R. Ward of Atlanta, GA (EACH) John R. Neu and Kevin Wojtowicz of St. Petersburg, FL (EACH) Laura D. Mosholder of Orlando, FL

its true and lawful Attorney(s)in-Fact, to make, execute, seal, and deliver from the date of issuance of this power for and on its behalf as surety, and as its act and deed: Any and all bonds, undertakings, recognizances and other surety obligations, in the penal sum not exceeding One Hundred Fifty Million Dollars (\$150,000,000.00). This authority does not permit the same obligation to be split into two or more bonds In order to bring each such bond within the dollar limit of authority as set forth herein.

The execution of such bonds, undertakings, recognizances and other surety obligations in pursuance of these presents shall be as binding upon the said Company as fully and amply to all intents and purposes, as if the same had been duly executed and acknowledged by its regularly elected officers at its principal administrative office in Jersey City, New Jersey.

This Power of Attorney is executed by authority of resolutions adopted by unanimous consent of the Board of Directors of the Company on August 31, 2022, true and accurate copies of which are hereinafter set forth and are hereby certified to by the undersigned Secretary as being in full force and effect:

"VOTED, That the Chairman of the Board, the President, or the Executive Vice President, or any Senior Vice President, of the Surety Business Division, or their appointees designated in writing and filed with the Secretary, or the Secretary shall have the power and authority to appoint agents and attorneys-in-fact, and to authorize them subject to the limitations set forth in their respective powers of attorney, to execute on behalf of the Company, and attach the seal of the Company thereto, bonds, undertakings, recognizances and other surety obligations obligatory in the nature thereof, and any such officers of the Company may appoint agents for acceptance of process."


This Power of Attorney is signed, sealed and certified by facsimile under and by authority of the following resolution adopted by the unanimous consent of the Board of Directors of the Company on August 31, 2022:

VOTED, That the signature of the Chairman of the Board, the President, or the Executive Vice President, or any Senior Vice President, of the Surety Business Division, or their appointees designated in writing and filed with the Secretary, and the signature of the Secretary, the seal of the Company, and certifications by the Secretary, may be affixed by facsimile on any power of attorney or bond executed pursuant to the resolution adopted by the Board of Directors on August 31, 2022, and any such power so executed, sealed and certified with respect to any bond or undertaking to which it is attached, shall continue to be valid and binding upon the Company. **In Testimony Whereof**, the Company has caused this instrument to be signed and its corporate seal to be affixed by their authorized officers, this 30th day of March, 2023.

Attested and Certified



Regan A. Shulman, Secretary

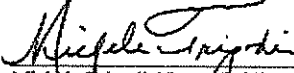


Arch Insurance Company

Stephen C. Ruschak, Executive Vice President

STATE OF PENNSYLVANIA SS
COUNTY OF PHILADELPHIA SS

I, **Michele Tripodi**, a Notary Public, do hereby certify that Regan A. Shulman and Stephen C. Ruschak personally known to me to be the same persons whose names are respectively as Secretary and Executive Vice President of the Arch Insurance Company, a Corporation organized and existing under the laws of the State of Missouri, subscribed to the foregoing instrument, appeared before me this day in person and severally acknowledged that they being thereunto duly authorized signed, sealed with the corporate seal and delivered the said instrument as the free and voluntary act of said corporation and as their own free and voluntary acts for the uses and purposes therein set forth.




Michele Tripodi, Notary Public
My commission expires 07/31/2025

CERTIFICATION

I, **Regan A. Shulman**, Secretary of the Arch Insurance Company, do hereby certify that the attached **Power of Attorney dated March 30, 2023** on behalf of the person(s) as listed above is a true and correct copy and that the same has been in full force and effect since the date thereof and is in full force and effect on the date of this certificate; and I do further certify that the said **Stephen C. Ruschak**, who executed the Power of Attorney as Executive Vice President, was on the date of execution of the attached Power of Attorney the duly elected Executive Vice President of the Arch Insurance Company.

IN TESTIMONY WHEREOF, I have hereunto subscribed my name and affixed the corporate seal of the Arch Insurance Company on this day of , 20 25.


Regan A. Shulman, Secretary

This Power of Attorney limits the acts of those named therein to the bonds and undertakings specifically named therein and they have no authority to bind the Company except in the manner and to the extent herein stated.

PLEASE SEND ALL CLAIM INQUIRIES RELATING TO THIS BOND TO THE FOLLOWING ADDRESS:

Arch Insurance – Surety Division
3 Parkway, Suite 1500
Philadelphia, PA 19102



**To verify the authenticity of this Power of Attorney, please contact Arch Insurance Company at SuretyAuthentic@archinsurance.com
Please refer to the above named Attorney-in-Fact and the details of the bond to which the power is attached.**

ATTACHMENT E
WORK ORDER SCHEDULE OF BID ITEMS

REVISED 06-10-25



Takeoff Worksheet

07/01/25

PBC Water Utilities Department
120501 PBC WTP11 Membrane Train Improvements

Description	Quote/Vendor	Unit	Quantity	Cost	Ext. Cost	Tax (%)	Markup*	Ext. Price
1 General Requirements								
Sr. Estimator (E6)		HR	200	97.60	19,520.00		3.0000	58,560.00
Estimator		HR	300	52.81	15,843.00		1.5800	25,031.94
Submittal Labor (CM 4)		HR	200	97.60	19,520.00		1.5800	30,841.60
Progress Meetings (E6)		HR	200	97.60	19,520.00		3.0000	58,560.00
Scheduler 4Hr/Wk @ 16Months		HR	256	54.11	13,852.16		3.0000	41,556.48
Sr. Pr Manager (E6)-10Hr/Wk @ 16Months		HR	680	97.60	66,368.00		3.0000	199,104.00
Construction PM 4 (CM 4)-15Hr/Wk@14Month		HR	800	97.60	78,080.00		1.5800	123,366.40
Construction PM 2 (CM2)-20Hr/Wk@12Month		HR	1040	65.78	68,411.20		1.5800	108,089.70
Purchasing & Subcontract (CM 4)		HR	300	97.60	29,280.00		1.5800	46,262.40
Bldg Permits Application & Coordination		HR	200	97.60	19,520.00		1.5800	30,841.60
Construction Admin-10Hr/Wk@16Months		HR	680	58.35	39,678.00		1.5800	62,691.24
Bid Item Totals:					389,592.36			784,905.36
2 Sitework								
Mobilization/ Demob								
Construction PM 4		HR	40	97.60	3,904.00		1.5800	6,168.32
Construction Superintendent		HR	40	105.03	4,201.20		1.5800	6,637.90
4-Man Crew		CR-D	10	1,663.52	16,635.20		1.5800	26,283.62
Temporary Facilities								
Container Rental		MONTH	14	300.00	4,200.00	7.00	1.1500	5,168.10
Sanitary		MONTH	14	400.00	5,600.00	7.00	1.1500	6,890.80
Sanitary Pick Up/Delivery		EA	2	450.00	900.00	7.00	1.1500	1,107.45
Container Pickup/Delivery		EA	2	450.00	900.00	7.00	1.1500	1,107.45
Job Site Office Supplies		LS	1	4,800.00	4,800.00	7.00	1.1500	5,906.40
Waste Hauling		EA	12	875.00	10,500.00	7.00	1.1500	12,920.25
Storage Room Demolition								

Takeoff Worksheet

07/01/25

Continued...

Description	Quote/Vendor	Unit	Quantity	Cost	Ext. Cost	Tax (%)	Markup*	Ext. Price
Concrete Wall & Slab Cutting (5-Man Crew)		CR-D	20	2,053.92	41,078.40		1.5800	64,903.87
Concrete Removal & Disposal (4-Man Crew)		CR-D	10	1,663.52	16,635.20		1.5800	26,283.62
Dust Control Material		LS	1	4,000.00	4,000.00	7.00	1.1500	4,922.00
Dust Control Setup & Upkeep (4-Man Crew)		CR-D	10	1,663.52	16,635.20		1.5800	26,283.62
Chlorine System Relocation								
PVC Pipe		LS	1	3,500.00	3,500.00	7.00	1.1500	4,306.75
PVC Fittings & Valves		LS	1	4,500.00	4,500.00	7.00	1.1500	5,537.25
Teflon Tubing & Fittings		LS	1	4,000.00	4,000.00	7.00	1.1500	4,922.00
Piping & Pump Skids Relocation (4-Man Crew)		CR-D	20	1,663.52	33,270.40		1.5800	52,567.23
Locates	Pacifica	DAY	1	2,400.00	2,400.00		1.1000	2,640.00
Concrete Scanning		DAY	3	1,600.00	4,800.00		1.1000	5,280.00
Irrigation & Utility Line Repair								
Pipe, Fittings & Valves		LS	1	2,500.00	2,500.00	7.00	1.1500	3,076.25
Utility Repair Labor (4-Man Crew)		CR-D	5	1,663.52	8,317.60		1.5800	13,141.81
Site Restoration & Cleanup (4-Man Crew)		CR-D	10	1,663.49	16,634.90		1.5800	26,283.14
Site Grating & Prep (4-Man Crew)		LS	5	1,663.52	8,317.60	7.00	1.1500	10,234.80
Seed/Sod		SF	4000	1.00	4,000.00	7.00	1.1500	4,922.00
Seed/Sod Installation (4-Man Crew)		CR-D	2	1,663.52	3,327.04		1.5800	5,256.72
Concrete Sidewalk Restoration								
Form & Materials		LS	1	4,000.00	4,000.00	7.00	1.1500	4,922.00
Cast In Place Concrete		YD	13	250.00	3,250.00	7.00	1.1500	3,999.13
Concrete Pump		EA	1	1,200.00	1,200.00	7.00	1.1500	1,476.60
Installation (4-Man Crew)		CR-D	5	1,663.52	8,317.60		1.5800	13,141.81
Project Closeout								
Startup Crew (4-Man Crew)		CR-D	10	1,663.52	16,635.20		1.5800	26,283.62
Punch Out Crew (4-Man Crew)		CR-D	10	1,663.52	16,635.20		1.5800	26,283.62
O&M		HR	200	97.60	19,520.00		1.5800	30,841.60

Takeoff Worksheet

07/01/25

Continued...

Description	Quote/Vendor	Unit	Quantity	Cost	Ext. Cost	Tax (%)	Markup*	Ext. Price
Asset Management								
Sr. Pr Manager (E6)		HR	16	97.60	1,561.60		3.0000	4,684.80
Construction PM 4		HR	40	97.60	3,904.00		1.5800	6,168.32
Construction Admin		HR	20	58.22	1,164.40		1.5800	1,839.75
Construction Superintendent		HR	200	105.03	21,006.00		1.5800	33,189.48
Construction Assistant		HR	100	50.92	5,092.00		1.5800	8,045.36
Bid Item Totals:					327,842.74			493,627.44
3 Concrete								
Concrete Coring (12" & Larger)		EA	3	1,200.00	3,600.00	7.00	1.1500	4,429.80
Concrete Coring (10" & Smaller)		EA	6	600.00	3,600.00	7.00	1.1500	4,429.80
Existing Chemical Trench Support								
I-Beam		LS	1	3,500.00	3,500.00	7.00	1.1500	4,306.75
Chain, Supports & Wood		LS	1	4,000.00	4,000.00	7.00	1.1500	4,922.00
Installation & Upkeep (4-Man Crew)		CR-D	7	1,663.52	11,644.64		1.5800	18,398.53
Chlorine System Concrete Slab								
Form & Materials		LS	1	1,500.00	1,500.00	7.00	1.1500	1,845.75
Cast In Place Concrete		YD	3	250.00	750.00	7.00	1.1500	922.88
Concrete Pump		EA	1	950.00	950.00	7.00	1.1500	1,168.98
Installation (4-Man Crew)		CR-D	4	1,663.52	6,654.08		1.5800	10,513.45
New Train Concrete Pedestal								
Concrete Cutting (4-Man Crew)		CR-D	4	1,663.52	6,654.08		1.5800	10,513.45
Concrete Removal & Disposal (4-Man Crew)		CR-D	2	1,663.52	3,327.04		1.5800	5,256.72
Concrete Cutting Machine		LS	1	1,200.00	1,200.00	7.00	1.1500	1,476.60
Form & Materials		LS	1	2,500.00	2,500.00	7.00	1.1500	3,076.25
Cast In Place Concrete		YD	10	250.00	2,500.00	7.00	1.1500	3,076.25
Concrete Pump		EA	2	950.00	1,900.00	7.00	1.1500	2,337.95
Installation (4-Man Crew)		CR-D	12	1,663.52	19,962.24		1.5800	31,540.34

Takeoff Worksheet

07/01/25

Continued...

Description	Quote/Vendor	Unit	Quantity	Cost	Ext. Cost	Tax (%)	Markup*	Ext. Price
Concrete Pad - Feed & Booster Pump								
Concrete Cutting (4-Man Crew)		CR-D	2	1,663.49	3,326.98		1.5800	5,256.63
Concrete Removal & Disposal (4-Man Crew)		CR-D	1	1,663.49	1,663.49		1.5800	2,628.31
Form & Materials		LS	1	2,000.00	2,000.00	7.00	1.1500	2,461.00
Cast In Place Concrete		YD	8	250.00	2,000.00	7.00	1.1500	2,461.00
Concrete Pump		EA	1	950.00	950.00	7.00	1.1500	1,168.98
Installation (4-Man Crew)		CR-D	5	1,663.52	8,317.60		1.5800	13,141.81
Concrete Restoration								
Form & Materials		LS	1	2,500.00	2,500.00	7.00	1.1500	3,076.25
Cast In Place Concrete		YD	5	250.00	1,250.00	7.00	1.1500	1,538.13
Concrete Pump		EA	1	950.00	950.00	7.00	1.1500	1,168.98
Installation (4-Man Crew)		CR-D	10	1,663.52	16,635.20		1.5800	26,283.62
Membrane Feed Pump Epoxy Grout		EA	7	601.89	4,213.23	7.00	1.1500	5,184.38
Installation (4-Man Crew)		CR-D	2	1,663.52	3,327.04		1.5800	5,256.72
Construction Superintendent		HR	100	105.03	10,503.00		1.5800	16,594.74
Construction Assistant		HR	100	50.92	5,092.00		1.5800	8,045.36
Bid Item Totals:					136,970.62			202,481.41
5 Metals								
SS Unistrut 316 (DEEP)		EA	20	190.00	3,800.00	7.00	1.1500	4,675.90
SS Unistrut 316 (Shallow)		EA	26	170.00	4,420.00	7.00	1.1500	5,438.81
SS Unistrut Hardware		LS	1	4,000.00	4,000.00	7.00	1.1500	4,922.00
SS Unistrut Pipe Clamp		LS	1	4,500.00	4,500.00	7.00	1.1500	5,537.25
316 SS Bolts, Nuts & Washers		LS	1	2,500.00	2,500.00	7.00	1.1500	3,076.25
Misc. Metals & Fasteners		LS	1	4,500.00	4,500.00	7.00	1.1500	5,537.25
SS Allthread		LS	1	2,000.00	2,000.00	7.00	1.1500	2,461.00
Epoxy Anchors		EA	20	65.00	1,300.00	7.00	1.1500	1,599.65
Pipe Ramp Raw Water		LS	1	4,800.00	4,800.00	7.00	1.1500	5,906.40
Pipe Ramp Cleaning System Feed		LS	1	4,500.00	4,500.00	7.00	1.1500	5,537.25

Takeoff Worksheet

07/01/25

Continued...

Description	Quote/Vendor	Unit	Quantity	Cost	Ext. Cost	Tax (%)	Markup*	Ext. Price
Pipe Ramp Cleaning System Return		LS	1	4,500.00	4,500.00	7.00	1.1500	5,537.25
Pipe Ramp Permeate		LS	1	4,500.00	4,500.00	7.00	1.1500	5,537.25
Installation (4-Man Crew)		CR-D	10	1,663.52	16,635.20		1.5800	26,283.62
Bid Item Totals:					61,955.20			82,049.88
9 Finishes								
Floor Repair & Coatings								
Patch and Sealant		LS	1	4,000.00	4,000.00	7.00	1.1500	4,922.00
Misc Application Material (Sundries)		LS	1	3,500.00	3,500.00	7.00	1.1500	4,306.75
Epoxy Coating (Primer)		LS	1	2,500.00	2,500.00	7.00	1.1500	3,076.25
Epoxy Coating (Finish)		LS	1	4,500.00	4,500.00	7.00	1.1500	5,537.25
PVC Piping								
Misc Application Material (Sundries)		LS	1	3,750.00	3,750.00	7.00	1.1500	4,614.38
Coating		LS	1	2,500.00	2,500.00	7.00	1.1500	3,076.25
Prep & Coating Installation Labor (4-Man Crew)		CR-D	30	1,663.52	49,905.60		1.5800	78,850.85
Signs & Labels								
RO Train		LS	1	3,000.00	3,000.00	7.00	1.1500	3,691.50
Interconnecting Pipe		LS	1	2,500.00	2,500.00	7.00	1.1500	3,076.25
Sodium Hypochlorite System		LS	1	1,500.00	1,500.00	7.00	1.1500	1,845.75
Installation (4-Man Crew)		CR-D	4	1,663.52	6,654.08		1.5800	10,513.45
Bid Item Totals:					84,309.68			123,510.68
11 Equipment								
500 HP Feed Pump	Sulzer/Trippensee Shaw	EA	1	221,221.00	221,221.00	7.00	1.1500	272,212.44
Startup Services	Sulzer/Trippensee Shaw	DAY	3	2,250.00	6,750.00	7.00	1.1500	8,305.88
Freight	Sulzer/Trippensee Shaw	LS	1	3,500.00	3,500.00		1.1500	4,025.00
Eaton 18 Pulse VFD 600 HP	Eaton/Howard Woodrow	EA	1	173,250.00	173,250.00	7.00	1.1500	213,184.13
Freight	Eaton/Howard Woodrow	LS	1	1,200.00	1,200.00		1.1500	1,380.00
PX-Q260	Energy Rcovery	EA	3	33,062.67	99,188.01	7.00	1.1500	122,050.85
Booster Pump VPXP-100X178	Energy Rcovery	EA	1	41,882.85	41,882.85	7.00	1.1500	51,536.85
Freight	Energy Rcovery	LS	1	3,500.00	3,500.00		1.1500	4,025.00
12" Cartridge Filter	Fil-Trek	EA	1	42,329.40	42,329.40	7.00	1.1500	52,086.33

Takeoff Worksheet

07/01/25

Continued...

Description	Quote/Vendor	Unit	Quantity	Cost	Ext. Cost	Tax (%)	Markup*	Ext. Price
Freight	Fil-Trek	LS	1	620.76	620.76		1.1500	713.87
Offloading & Installation (5-Man Crew)		CR-D	16	2,053.92	32,862.72		1.5800	51,923.10
Construction Superintendent		HR	100	105.03	10,503.00		1.5800	16,594.74
Construction Assistant		HR	60	50.92	3,055.20		1.5800	4,827.22
Bid Item Totals:					639,862.94			802,865.41
17 I&C								
RIO Control Panel	C.C Controls Corp	LS	1	70,000.00	70,000.00	7.00	1.1500	86,135.00
316 SS Valves		LS	1	2,000.00	2,000.00	7.00	1.1500	2,461.00
316 SS Tubing		LS	1	4,500.00	4,500.00	7.00	1.1500	5,537.25
316 SS Fittings		LS	1	3,000.00	3,000.00	7.00	1.1500	3,691.50
Conductivity Probes		EA	1	1,500.00	1,500.00	7.00	1.1500	1,845.75
Controller SC4500		EA	1	3,608.00	3,608.00	7.00	1.1500	4,439.64
Pressure Gauges & Accessories		LS	1	4,500.00	4,500.00	7.00	1.1500	5,537.25
I&C Labor (4-Man Crew)		CR-D	7	1,663.52	11,644.64		1.5800	18,398.53
Concentrate & Permeate Panel Relocation (4-		CR-D	5	1,663.52	8,317.60		1.5800	13,141.81
Bid Item Totals:					109,070.24			141,187.73
26 Electrical								
Electrical Subcontractor	EEE	LS	1	1,075,199.00	1,075,199.00		1.1000	1,182,718.90
Fiberoptic Termination & Testing		LS	1	3,200.00	3,200.00	7.00	1.1500	3,937.60
GT Assistance (4-Man Crew)		CR-D	20	1,663.52	33,270.40		1.5800	52,567.23
Electrical CM		HR	300	103.97	31,191.00		1.5800	49,281.78
Bid Item Totals:					1,142,860.40			1,288,505.51
40 Process Interconnections								
Membrane Skid Package	Aerex Industries	LS	1	1,978,150.00	1,978,150.00	7.00	1.1500	2,434,113.58
Glycerin & Lubrication		EA	1	3,500.00	3,500.00	7.00	1.1500	4,306.75
Disinfection Products		EA	1	1,200.00	1,200.00	7.00	1.1500	1,476.60
Offloading & Staging (4-Man Crew)		CR-D	5	1,663.52	8,317.60		1.5800	13,141.81
PV & Sample Tubing Installation (4-Man Crew)		CR-D	12	1,663.52	19,962.24		1.5800	31,540.34

Takeoff Worksheet

07/01/25

Continued...

Description	Quote/Vendor	Unit	Quantity	Cost	Ext. Cost	Tax (%)	Markup*	Ext. Price
Membrane Installation (5-Man Crew)		CR-D	5	2,053.92	10,269.60		1.5800	16,225.97
Skid Placement (5-Man Crew)		CR-D	20	2,053.92	41,078.40		1.5800	64,903.87
Sample & Instrumentation Panel (4-Man Crew)		CR-D	10	1,663.52	16,635.20		1.5800	26,283.62
Yard Piping								
HDPE 16" Feeder Pipe	HDPE, Inc.	LS	1	21,418.49	21,418.49	7.00	1.1500	26,355.45
HDPE 8" Cleaning Pipe	HDPE, Inc.	LS	1	3,762.58	3,762.58	7.00	1.1500	4,629.85
HDPE 4" Cleaning Pipe	HDPE, Inc.	LS	1	1,766.94	1,766.94	7.00	1.1500	2,174.22
HDPE 12" Permeate Pipe	HDPE, Inc.	LS	1	6,671.78	6,671.78	7.00	1.1500	8,209.62
HDPE 12" Concentrate Pipe	HDPE, Inc.	LS	1	5,557.09	5,557.09	7.00	1.1500	6,838.00
Fusion Tech	HDPE, Inc.	DAY	5	2,085.00	10,425.00	7.00	1.1500	12,827.96
Permeate - 12"X 24" SS Tapping Saddle & Val	McDade Waterwoks	EA	1	10,156.00	10,156.00	7.00	1.1500	12,496.96
Concentrate - 12" X 12" SS Tapping Saddle &	McDade Waterwoks	EA	1	9,734.67	9,734.67	7.00	1.1500	11,978.52
Excavation, Backfilling & Compaction (5-Man		CR-D	15	2,053.92	30,808.80		1.5800	48,677.90
Stone/Fill		LOAD	5	1,400.00	7,000.00	7.00	1.1500	8,613.50
Pipe Installation (5-Man Crew)		CR-D	10	2,053.92	20,539.20		1.5800	32,451.94
Above Ground Piping - 316SS								
Cartridge Filter	McDade Waterwoks	LS	1	41,886.03	41,886.03	7.00	1.1500	51,540.76
Feeder Pipe	McDade Waterwoks	LS	1	175,372.26	175,372.26	7.00	1.1500	215,795.57
Cleaning Pipe	McDade Waterwoks	LS	1	89,804.51	89,804.51	7.00	1.1500	110,504.45
Permeate Pipe	McDade Waterwoks	LS	1	21,087.35	21,087.35	7.00	1.1500	25,947.98
Concentrate Pipe	McDade Waterwoks	LS	1	41,156.04	41,156.04	7.00	1.1500	50,642.50
PX & Booster Pump	McDade Waterwoks	LS	1	66,448.98	66,448.98	7.00	1.1500	81,765.47
Freight & Submittals	McDade Waterwoks	LS	1	8,050.00	8,050.00	7.00	1.1500	9,905.53
Installation (4-Man Crew)		CR-D	30	1,663.52	49,905.60		1.5800	78,850.85
Temporary Chlorine System								
Temporary Container & Accessories		LS	1	3,500.00	3,500.00	7.00	1.1500	4,306.75
Delivery, Pickup & Startup		LS	1	4,600.00	4,600.00	7.00	1.1500	5,660.30
Temporary Pump Skid		Month	4	1,200.00	4,800.00	7.00	1.1500	5,906.40
Misc Materials		LS	1	2,500.00	2,500.00	7.00	1.1500	3,076.25
PVC Pipe & Fittings		LS	1	3,500.00	3,500.00	7.00	1.1500	4,306.75

Takeoff Worksheet

07/01/25

Continued...

Description	Quote/Vendor	Unit	Quantity	Cost	Ext. Cost	Tax (%)	Markup*	Ext. Price
PVC Valves		LS	1	2,500.00	2,500.00	7.00	1.1500	3,076.25
Teflon Tubing & Fittings		LS	1	2,000.00	2,000.00	7.00	1.1500	2,461.00
Installation (4-Man Crew)		CR-D	10	1,663.52	16,635.20		1.5800	26,283.62
Construction Superintendent		HR	200	105.03	21,006.00		1.5800	33,189.48
Construction Assistant		HR	100	50.92	5,092.00		1.5800	8,045.36
Bid Item Totals:					2,766,797.56			3,488,511.73
41 Rental Equipment & Misc. Tools								
Excavator 50000-59999#		MONTH	2	8,802.00	17,604.00	7.00	1.1500	21,661.72
Mini Excavator		MONTH	4	3,982.45	15,929.80	7.00	1.1500	19,601.62
Traversing Fork Lift		MONTH	2	5,997.00	11,994.00	7.00	1.1500	14,758.62
Warehouse Fork Lift		MONTH	10	2,500.00	25,000.00	7.00	1.1500	30,762.50
Scissor Lift (2 Required)		MONTH	16	880.00	14,080.00	7.00	1.1500	17,325.44
Skid Steer		MONTH	12	3,047.50	36,570.00	7.00	1.1500	44,999.39
Concrete Cutting Machine & Blades		LS	1	4,500.00	4,500.00	7.00	1.1500	5,537.25
Safety (CM 6)		HR	80	162.31	12,984.80		1.5800	20,515.98
Safety Program		LS	1	34,990.00	34,990.00		1.1000	38,489.00
Safety Equipment		LS	1	4,000.00	4,000.00	7.00	1.1500	4,922.00
Suits & Gloves		LS	1	3,500.00	3,500.00	7.00	1.1500	4,306.75
Misc Tools & Equipment		LS	1	4,800.00	4,800.00	7.00	1.1500	5,906.40
Equipment Fuel		GAL	1000	6.90	6,900.00		1.1500	7,935.00
Equipment Pickup & Delivery		EA	12	650.00	7,800.00	7.00	1.1500	9,597.90
Bid Item Totals:					200,652.60			246,319.57
100 Engineering								
Engineering		LS	1	1,466,338.45	1,466,338.45		1.0000	1,466,338.45
Bid Item Totals:					1,466,338.45			1,466,338.45

Takeoff Worksheet

07/01/25

Continued...

Description	Quote/Vendor	Unit	Quantity	Cost	Ext. Cost	Tax (%)	Markup*	Ext. Price
102 Bonds & Insurance								
Bonds & Insurance		LS	1	116,985.00	116,985.00		1.1500	134,532.75
Builders Risk		LS	1	136,789.64	136,789.64		1.1500	157,308.08
Bid Item Totals:					253,774.64			291,840.83
Grand Totals:					7,580,027.43			9,412,144.00

Note: CR-D=8Hrs
*Contract Markups Per Master Agreement:
Materials = 1.15, Subcontractors = 1.1

ATTACHMENT F
OEBO SCHEDULE 1

REVISED 06-10-25

OEBO SCHEDULE 1*

SOLICITATION/PROJECT/BID NAME: Water Treatment Plant No. 11 Membrane Train Improvements

SOLICITATION/PROJECT/BID NO.: PBCWUD 25-035

SOLICITATION OPENING/SUBMITTAL DATE: NA

COUNTY DEPARTMENT: Palm Beach County Water Utilities Department

Section A PLEASE LIST THE DOLLAR AMOUNT OR PERCENTAGE OF WORK TO BE COMPLETED BY THE PRIME CONTRACTOR/CONSULTANT* ON THE PROJECT:

NAME OF PRIME RESPONDENT/BIDDER: Globaltech, Inc. ADDRESS: 901 Yamato Rd., Ste. 220 Boca Raton, FL 33431

CONTACT PERSON: Bruce Rahmani, PE PHONE NO.: 561-997-6433 E-MAIL: bruce@globaltechdb.com

PRIME'S DOLLAR AMOUNT OR PERCENTAGE OF WORK: \$7,754,011.70

SBE Prime's must include their percentage or dollar amount in the Total Participation line under section B.

Non-SBE



SBE



Section B PLEASE LIST THE DOLLAR AMOUNT OR PERCENTAGE OF WORK TO BE COMPLETED BY ALL SUBCONTRACTORS/SUBCONSULTANTS ON THE PROJECT BELOW:

Subcontractor/Sub consultant Name	(Check all Applicable Categories)		DOLLAR AMOUNT OR PERCENTAGE OF WORK
	Non-SBE	SBE	
1. Energy Efficient Electric, Inc.	<input type="checkbox"/>	<input checked="" type="checkbox"/>	\$1,075,199.00
2. Hillers Electrical Engineering, Inc.	<input type="checkbox"/>	<input checked="" type="checkbox"/>	\$249,987.60
3. Total Safety & Consultants LLC	<input type="checkbox"/>	<input checked="" type="checkbox"/>	\$34,990.00
4. Brown & Phillips, Inc.	<input type="checkbox"/>	<input checked="" type="checkbox"/>	\$17,586.02
5. Pacifica Engineering Services, LLC	<input type="checkbox"/>	<input checked="" type="checkbox"/>	\$6,640.00

(Please use additional sheets if necessary)

Total Bid/Offer Price \$ 9,412,144.00

Total See Page 2

Total Certified SBE Participation \$ See Page 2

I hereby certify that the above information is accurate to the best of my knowledge: Bruce Rahmani, PE VP of Construction

Name & Authorized Signature

Title

- Note:
- The amount listed on this form for a Subcontractor/sub consultant must be supported by price or percentage listed on the properly executed Schedule 2 or attached signed proposal.
 - Only those firms certified by Palm Beach County at the time of solicitation due date are eligible to meet the established OEBO Affirmative Procurement Initiative (API). Please check the applicable box and list the dollar amount or percentage under the appropriate demographic category.
 - Modification of this form is not permitted and will be rejected upon submittal.
 - If a Mandatory API goal applies, failure to submit a properly executed Schedule 2 will result in a determination of non-responsiveness to the solicitation.

OEBO SCHEDULE 1*

SOLICITATION/PROJECT/BID NAME: Water Treatment Plant No. 11 Membrane Train Improvements SOLICITATION/PROJECT/BID NO.: PBCWUD 25-035
SOLICITATION OPENING/SUBMITTAL DATE: NA COUNTY DEPARTMENT: Palm Beach County Water Utilities Department

Section A PLEASE LIST THE DOLLAR AMOUNT OR PERCENTAGE OF WORK TO BE COMPLETED BY THE PRIME CONTRACTOR/CONSULTANT* ON THE PROJECT:
NAME OF PRIME RESPONDENT/BIDDER: Globaltech, Inc. ADDRESS: 901 Yamato Rd., Ste. 220 Boca Raton, FL 33431
CONTACT PERSON: Bruce Rahmani, PE PHONE NO.: 561-997-6433 E-MAIL: bruce@globaltechdb.com
PRIME'S DOLLAR AMOUNT OR PERCENTAGE OF WORK: \$7,754,011.70
SBE Prime's must include their percentage or dollar amount in the Total Participation line under section B. Non-SBE ☒ SBE ☐

Section B PLEASE LIST THE DOLLAR AMOUNT OR PERCENTAGE OF WORK TO BE COMPLETED BY ALL SUBCONTRACTORS/SUBCONSULTANTS ON THE PROJECT BELOW:

Subcontractor/Sub consultant Name	(Check all Applicable Categories)		DOLLAR AMOUNT OR PERCENTAGE OF WORK
	Non-SBE	SBE	
1. Lakdas/Yohalem Engineering, Inc.	<input type="checkbox"/>	<input checked="" type="checkbox"/>	\$53,099.92
2. C.C. Control Corp	<input checked="" type="checkbox"/>	<input type="checkbox"/>	\$70,000.00
3. Kimley-Horn and Associates, Inc.	<input checked="" type="checkbox"/>	<input type="checkbox"/>	\$150,629.76
4.	<input type="checkbox"/>	<input type="checkbox"/>	
5.	<input type="checkbox"/>	<input type="checkbox"/>	

(Please use additional sheets if necessary)

Total Bid/Offer Price \$ 9,412,144.00

Total 1,658,132.30

Total Certified SBE Participation \$ \$1,437,502.54

I hereby certify that the above information is accurate to the best of my knowledge: Bruce Rahmani, PE VP of Construction

Name & Authorized Signature Title

- Note:
- 1. The amount listed on this form for a Subcontractor/sub consultant must be supported by price or percentage listed on the properly executed Schedule 2 or attached signed proposal.
 - 2. Only those firms certified by Palm Beach County at the time of solicitation due date are eligible to meet the established OEBO Affirmative Procurement Initiative (API). Please check the applicable box and list the dollar amount or percentage under the appropriate demographic category.
 - 3. Modification of this form is not permitted and will be rejected upon submittal.
 - 4. If a Mandatory API goal applies, failure to submit a properly executed Schedule 2 will result in a determination of non-responsiveness to the solicitation.

*Revised 6.5.2025 pursuant to Emergency Ordinance 2025-014, approved on June 3, 2025

ATTACHMENT F
OEBO SCHEDULE 2

REVISED 06-10-25

OEBO LETTER OF INTENT – SCHEDULE 2*

A completed Schedule 2 is a binding document between the Prime Contractor/consultant and a Subcontractor/subconsultant (for any tier) and should be treated as such. All Subcontractors/subconsultants, including any tiered Subcontractors/ subconsultants, must properly execute this document. If a Mandatory API goal applies, failure to submit a properly executed Schedule 2 will result in a determination of non-responsiveness to the solicitation. Each properly executed Schedule 2 must be submitted with the bid/proposal.

SOLICITATION/PROJECT NUMBER: PBCWUD 25-035
SOLICITATION/PROJECT NAME: Water Treatment Plant No. 11 Membrane Train Improvements

Prime Contractor: Globaltech, Inc. Subcontractor: Brown & Phillips, Inc.
(Check box(s) that apply)

☒ SBE ☐ Non-SBE ☐ Supplier Date of Palm Beach County Certification (if applicable): 1/31/25-1/30/28

SBE PARTICIPATION – SBE Primes must document all work to be performed by their own work force on this form. Specify in detail, the scope of work to be performed or items supplied with the dollar amount and/or percentage for each work item. When applicable, identify the line item(s) associated with the service/product being supplied. SBE credit will only be given for the areas in which the SBE is certified. A detailed quote/proposal may be attached to a properly executed Schedule 2 for additional information.

Line Item	Item Description	Unit Price	Quantity/ Units	Contingencies/ Allowances	Total Price/Percentage
1	9203320 Geotechnical Services	\$17,586.02	1	NA	\$17,586.02

The undersigned Subcontractor/subconsultant is prepared to self-perform the above-described work in conjunction with the aforementioned project at the following total price or percentage: \$17,586.02

If the undersigned intends to subcontract any portion of this work to another Subcontractor/subconsultant, please list the business name and the amount below accompanied by a separate properly executed Schedule 2.

Name of 2nd/3rd tier Subcontractor/subconsultant Price or Percentage:

Globaltech, Inc.

Print Name of Prime
By: B. Rahmani
Authorized Signature

Bruce Rahmani, PE

Print Name
VP of Construction
Title
Date: June 27, 2025

Brown & Phillips, Inc.

Print Name of Subcontractor/subconsultant
By: John E. Phillips
Authorized Signature

John E Phillips

Print Name
President
Title
Date: June 27, 2025

*Revised 6.5.2025 pursuant to Emergency Ordinance 2025-014, approved on June 3, 2025

OEBO LETTER OF INTENT – SCHEDULE 2*

A completed Schedule 2 is a binding document between the Prime Contractor/consultant and a Subcontractor/subconsultant (for any tier) and should be treated as such. All Subcontractors/subconsultants, including any tiered Subcontractors/ subconsultants, must properly execute this document. If a Mandatory API goal applies, failure to submit a properly executed Schedule 2 will result in a determination of non-responsiveness to the solicitation. Each properly executed Schedule 2 must be submitted with the bid/proposal.

SOLICITATION/PROJECT NUMBER: PBCWUD 25-035

SOLICITATION/PROJECT NAME: Water Treatment Plant No. 11 Membrane Train Improvements

Prime Contractor: Globaltech, Inc.

Subcontractor: C.C. Control Corp

(Check box(s) that apply)

☐ SBE ☒ Non-SBE ☐ Supplier

Date of Palm Beach County Certification (if applicable): N/A

SBE PARTICIPATION – SBE Primes must document all work to be performed by their own work force on this form. Specify in detail, the scope of work to be performed or items supplied with the dollar amount and/or percentage for each work item. When applicable, identify the line item(s) associated with the service/product being supplied. SBE credit will only be given for the areas in which the SBE is certified. A detailed quote/proposal may be attached to a properly executed Schedule 2 for additional information.

[illegible]

The undersigned Subcontractor/subconsultant is prepared to self-perform the above-described work in conjunction with the aforementioned project at the following total price or percentage: \$70,000.00

If the undersigned intends to subcontract any portion of this work to another Subcontractor/subconsultant, please list the business name and the amount below accompanied by a separate properly executed Schedule 2.

Name of 2nd/3rd tier Subcontractor/subconsultant

Price or Percentage: _____

Globaltech, Inc.

~~Print Name of Prime~~

By: _____

Authorized Signature

Bruce Rahmani, PE

Print Name _____

VP of Construction

Title

Date: June 27, 2025

Date:

C.C. Control Corp

Print Name of Subcontractor/subconsultant

By:

Authorized Signature

Garcia, Luis L

Print Name

President

Title

Date: June 27, 2025

Dat

OEBO LETTER OF INTENT – SCHEDULE 2*

A completed Schedule 2 is a binding document between the Prime Contractor/consultant and a Subcontractor/subconsultant (for any tier) and should be treated as such. All Subcontractors/subconsultants, including any tiered Subcontractors/subconsultants, must properly execute this document. If a Mandatory API goal applies, failure to submit a properly executed Schedule 2 will result in a determination of non-responsiveness to the solicitation. Each properly executed Schedule 2 must be submitted with the bid/proposal.

SOLICITATION/PROJECT NUMBER: PBCWUD 25-035
SOLICITATION/PROJECT NAME: Water Treatment Plant No.11 Membrane Train Improvements

Prime Contractor: Globaltech, Inc. Subcontractor: Energy Efficient Electric, Inc.
(Check box(s) that apply)

☒ SBE ☐ Non-SBE ☐ Supplier Date of Palm Beach County Certification (if applicable): 9/4/24-9/3/27

SBE PARTICIPATION – SBE Primes must document all work to be performed by their own work force on this form. Specify in detail, the scope of work to be performed or items supplied with the dollar amount and/or percentage for each work item. When applicable, identify the line item(s) associated with the service/product being supplied. SBE credit will only be given for the areas in which the SBE is certified. A detailed quote/proposal may be attached to a properly executed Schedule 2 for additional information.

Line Item	Item Description	Unit Price	Quantity/ Units	Contingencies/ Allowances	Total Price/Percentage
1	91438 Electrical	\$1,075,199.00	1	NA	\$1,075,199.00

The undersigned Subcontractor/subconsultant is prepared to self-perform the above-described work in conjunction with the aforementioned project at the following total price or percentage: \$1,075,199.00

If the undersigned intends to subcontract any portion of this work to another Subcontractor/subconsultant, please list the business name and the amount below accompanied by a separate properly executed Schedule 2.

Name of 2nd/3rd tier Subcontractor/subconsultant

Price or Percentage:

Globaltech, Inc.

Print Name of Prime

By:

Authorized Signature

Bruce Rahmani, PE

Print Name

VP of Construction

Title

Date: June 27, 2025

Energy Efficient Electric, Inc.

Print Name of Subcontractor/subconsultant

By:

Authorized Signature

Sean M. Viau

Print Name

President

Title

Date: June 27, 2025

*Revised 6.5.2025 pursuant to Emergency Ordinance 2025-014, approved on June 3, 2025

OEBO LETTER OF INTENT – SCHEDULE 2*

A completed Schedule 2 is a binding document between the Prime Contractor/consultant and a Subcontractor/subconsultant (for any tier) and should be treated as such. All Subcontractors/subconsultants, including any tiered Subcontractors/ subconsultants, must properly execute this document. If a Mandatory API goal applies, failure to submit a properly executed Schedule 2 will result in a determination of non-responsiveness to the solicitation. Each properly executed Schedule 2 must be submitted with the bid/proposal.

SOLICITATION/PROJECT NUMBER: PBCWUD 25-035
SOLICITATION/PROJECT NAME: Water Treatment Plant No. 11 Membrane Train Improvements

Prime Contractor: Globaltech, Inc. Subcontractor: Hillers Electrical Engineering, Inc.
(Check box(s) that apply)

☒ SBE ☐ Non-SBE ☐ Supplier Date of Palm Beach County Certification (if applicable): 10/17/24-10/16/27

SBE PARTICIPATION – SBE Primes must document all work to be performed by their own work force on this form. Specify in detail, the scope of work to be performed or items supplied with the dollar amount and/or percentage for each work item. When applicable, identify the line item(s) associated with the service/product being supplied. SBE credit will only be given for the areas in which the SBE is certified. A detailed quote/proposal may be attached to a properly executed Schedule 2 for additional information.

Line Item	Item Description	Unit Price	Quantity/ Units	Contingencies/ Allowances	Total Price/Percentage
1	92531 Electrical Engineering	\$249,987.60	1	NA	\$249,987.60

The undersigned Subcontractor/subconsultant is prepared to self-perform the above-described work in conjunction with the aforementioned project at the following total price or percentage: \$249,987.60

If the undersigned intends to subcontract any portion of this work to another Subcontractor/subconsultant, please list the business name and the amount below accompanied by a separate properly executed Schedule 2.

Name of 2nd/3rd tier Subcontractor/subconsultant Price or Percentage:

Globaltech, Inc.

Print Name of Prime

By:

Authorized Signature

Bruce Rahmani, PE

Print Name

VP of Construction

Title

Date: June 27, 2025

Hillers Electrical Engineering, Inc.

Print Name of Subcontractor/subconsultant

By:

Authorized Signature

Thein Win

Print Name

Sr. Vice President

Title

Date: June 27, 2025

*Revised 6.5.2025 pursuant to Emergency Ordinance 2025-014, approved on June 3, 2025

OEBO LETTER OF INTENT – SCHEDULE 2*

A completed Schedule 2 is a binding document between the Prime Contractor/consultant and a Subcontractor/subconsultant (for any tier) and should be treated as such. All Subcontractors/subconsultants, including any tiered Subcontractors/ subconsultants, must properly execute this document. If a Mandatory API goal applies, failure to submit a properly executed Schedule 2 will result in a determination of non-responsiveness to the solicitation. Each properly executed Schedule 2 must be submitted with the bid/proposal.

SOLICITATION/PROJECT NUMBER: PBCWUD 25-035
SOLICITATION/PROJECT NAME: Water Treatment Plant No. 11 Membrane Train Improvements

Prime Contractor: Globaltech, Inc. Subcontractor: Kimley-Horn and Associates, Inc.
(Check box(s) that apply)

☐ SBE ☒ Non-SBE ☐ Supplier Date of Palm Beach County Certification (if applicable): N/A

SBE PARTICIPATION – SBE Primes must document all work to be performed by their own work force on this form. Specify in detail, the scope of work to be performed or items supplied with the dollar amount and/or percentage for each work item. When applicable, identify the line item(s) associated with the service/product being supplied. SBE credit will only be given for the areas in which the SBE is certified. A detailed quote/proposal may be attached to a properly executed Schedule 2 for additional information.

Line Item	Item Description	Unit Price	Quantity/ Units	Contingencies/ Allowances	Total Price/Percentage
1	91842 Engineering Consulting	\$150,629.76	1	NA	\$150,629.76

The undersigned Subcontractor/subconsultant is prepared to self-perform the above-described work in conjunction with the aforementioned project at the following total price or percentage: \$150,629.76

If the undersigned intends to subcontract any portion of this work to another Subcontractor/subconsultant, please list the business name and the amount below accompanied by a separate properly executed Schedule 2.

Name of 2nd/3rd tier Subcontractor/subconsultant Price or Percentage:

Globaltech, Inc.
Print Name of Prime
By: B. Rahmani
Authorized Signature

Bruce Rahmani, PE
Print Name
VP of Construction
Title
Date: June 27, 2025

Kimley-Horn and Associates, Inc.
Print Name of Subcontractor/subconsultant
By: Lance R. Littrell
Authorized Signature

Lance Littrell
Print Name
Vice President
Title
Date: June 27, 2025

*Revised 6.5.2025 pursuant to Emergency Ordinance 2025-014, approved on June 3, 2025

Kimley»»Horn

Certificate of Secretary

To Whom It May Concern:


I am the duly qualified and acting Secretary of Kimley-Horn and Associates, Inc., a North Carolina Corporation.

The following is a true copy of a resolution duly adopted by the Board of Directors of the corporation at the Board meeting held on December 17, 2024 and entered in the minutes of such meeting in the minute book of the corporation.

"The Board unanimously approved the contract signing authority of employees as presented."
(Copies of the employee lists as presented are enclosed.)

The resolution is in conformity with the articles of incorporation and bylaws of the corporation, has never been modified or repealed, and is now in full force and effect.

Dated: December 18, 2024


Richard N. Cook, Secretary



Kimley-Horn and Associates, Inc.
FULL CONTRACT SIGNING AUTHORITY
December 17, 2024

The following individuals have authority to sign both standard and non-standard agreements directly related to serving clients ("Project Agreements"). Project Agreements include client contracts, subcontracts, project-specific vendor agreements, IPO's, contract amendments, non-disclosure agreements, teaming agreements, project-specific equipment and facility rental agreements for specific projects, and certifications related to proposals. This document does not grant authorization to sign other types of contracts or legal documents not directly related to client service such as office leases, software purchase or license agreements, tax returns, purchase agreements for supplies, or agreements to procure accounting, legal, recruiting, or similar services.

ATLANTIC	PITTSBURGH	LOS ANGELES	Podegracz, Anthony J.	Leverett, Christopher C.
BALTIMORE CITY	Beaves, Adele M.	Duong, Danh	Ulery, Megan R.	Meador, Emily H.
Kraft, Jonathan H.	Beduhn, Tyler J.	Fares, Jean B.	Valencia, Jason B.	Netzer, Lesley E.
Miller, Sean T.	Moldovan, William	Kyle, Gregory S.		Thompson, Erin K.
Murphy, Erin M.	PRINCETON	Phaneuf, Alyssa S.	SAN JOSE	
Smith, Jeff B.	Diggan, Tony W.	Ranta, Shahrzad	Hedayat, Leyla	CENTRAL
	Gibson, Adam T.		Mehta, Parag G.	
BALTIMORE COUNTY		MONTEREY	Venter Frederik J.	
Leffner, Nicholas J.	RICHMOND	Falgout, Mark A.		DALLAS
Hutton, Heather	Chance, Maxwell P.		SAN MATEO	Fraccaro, Joseph A.
	Crum, Katie E.	OAKLAND	Pulliam, John E.	Galloway, Steven D.
BOSTON	Dougherty, Sean P.	Akwabi, Kwasi		Harris, Mark E.
Jacques, Christopher	Harrell, Matthew T.	Colety, Mike D.	CAROLINAS	Henrichs, Tyler B.
Keegan, Katherine A.	Hill, Corey W.	Dankberg, Adam J.		Hoppers, Kevin P.
	Lickliter, Ashley C.		CHARLESTON	Moss, Bradley J.
CHARLOTTESVILLE	McCray, Danielle R.	ORANGE	Edmonson, William C.	Rader, Aaron K.
Oliver, Jonathan H.	McPeters, Brian A.	Adrian, Darren J.	Guy, Jonathan R.	Samarripas, Anthony M.
	Perkins, Ryan R.	Bossu, David M.		Sulkowski, Nicholas E.
HARRISBURG	White, Timothy E.	Glaze, Jacob S.	CHARLOTTE	Williamson, Sarah T.
Bankert, Larry I.	VIRGINIA BEACH	Kerry, Nicole M.	Blakley, Jr., Stephen W.	
McGinley, Steve M.	Chambers, Jon S.	Matson, Jason B.	Denney, Seth A.	FORT WORTH
	Dallman, David B.	Marechal, Jason A.	Edwards, Matthew A.	Arnold, Douglas M.
LOUDOUN	Davidson, Scott O.	Melchor, Jason J.	Lewis, Ryan T.	Arnold, Scott R.
Bollinger, Kyle T.	Falk, Katherine W.	Melvin, M. Pearse	Racer, Joseph M.	Atkins, John R.
Giffin, Geoffrey D.	Farthing, Andrew P.		Taylor, Benjamin S.	Hill, Bradley J.
Stevens, Ross S.	France, William D.	PLEASANTON		Igo, Chris P.
	Funk, Gerald S.	Chazbek, Chadi	COLUMBIA	James, Richard J.
NORTHERN VIRGINIA	Holland, Kimberly R.	Johnson, Miles R.	Iser, Christopher M.	Kubista, Kyle P.
Carter, Erica V.	Holland, Stephen R.	Mowery, Michael C.		Nathan, Aaron W.
D'Alessandro, Jonathan J.	Mackey, William F.	Sowers, Brian E.	DURHAM	Webb, Floyd C.
Elman, Paul D.	Mertig, Karl E.		DOWNTOWN	
Frosch, Colin	Moser, Emily A.	RIVERSIDE	Lewellyn, Earl R.	FRISCO
Howell, Christopher M.	Niss, Robyn M.	Cowan, Eugene D.	Raney, Nolan D.	Coppin, Thomas G.
Kaupila, John L.	Schmitt, Gregory H.	Pollock, John A.		McCracken, Paul D.
Knox, Sarah E.	Votava Charles F.		FORT MILL	Dickey, Kyle A.
Koopman, Jennifer R.	Wharton, Michelle L.	SACRAMENTO	Holcomb, John E.	Ross, Casey J.
Lefton, Steven E.	Williams, Kyle D.	Bhatt, Sheetal K.		IRVING/LAS COLINAS
Millot, Sean M.	Yee, Leong Wee	Melvin, Enda	GREENVILLE	Ante, Louis N.
Musson, David B.		Pittalwala, Fareed S.	Hensley, Stephen A.	
Powell, Meredith P.	WHITE PLAINS	Schmitt, Michael L.		FLORIDA
Prunty, Robert W.	Canning, Thomas J.	Tait, Zachary T.	HOLLY SPRINGS	
Samba, David B.	Van Hise, Kevin A.	Weir, Matthew D.	Brewer, William J.	BOCA-DELRAY
Sauro, Thomas J.				Webber, Jason A.
Schrader, Carly N.	CALIFORNIA	SANTA CLARITA	RALEIGH	Haggerty, Jordan L.
Smith, Andrew T.		Chakravarthy, Srikanth	Adams, Richard C.	
Teague, M. Zach	COACHELLA VALLEY		Barber, Barry L.	DAYTONA BEACH
Whyte, Richard D.	Sutton, Mike S.	SAN DIEGO	Beck, Chadwick W.	Stubbs, Jarod C.
		Barlow, Matthew T.	Brewer, Brian J.	
PHILADELPHIA	LONG BEACH	Becker, Justin S.	Cochran, Adam P.	FORT LAUDERDALE
CENTER CITY	Hewitt, Melissa A.	Harry, Jennifer L.	Cook, Richard N.	Alam, Mudassar M.
Harmon, Amanda R.	Phillips, Chad E.	Heustess, Aaron M.	Flanagan, Tammy L.	Capelli, Jill A.
Hughes, Paul W.	Starkey, Jonathan H.	Kaltsas, Joseph D.	Glass, Brianne M.	Cordasco, John L.
Morgan, Taylor M.		Madsen, Michael P.	Howell, Cory J.	Dabkowski, Adrian K.
		McCormick, Matthew B.	Keil, Ashley R.	Emmons, Erin N.
		McWhorter, Samuel L.	Kuzenski, John D.	

Kimley-Horn and Associates, Inc.
FULL CONTRACT SIGNING AUTHORITY
December 17, 2024

Falce, Christopher T.
McWilliams, John J.
Robertson, Stewart E.
Viola, Stefano F.

FORT MYERS
Bryant, M. Lewis
Clark, Kellie R.

GAINESVILLE
Brighton, Ali H.
Towne, Christopher D.

JACKSONVILLE
Brenny, Martin T.
Deitsch, Brian S.
Mecca, Joseph P.
Mullis, Raiford M.
Roland, George E.
Shelton, Mark W.

LAKE LAND
Lewis, Jason A.
Wilson, Mark E.
White, Wayne E.
Wynn, Jared M.

LAKE NONA
Ashby, Brian S.
Stickler, Brooks A.

MELBOURNE
Husainy, Kinan F.

MIAMI
Almonte, Leonte I.
Baldo, Burt L.
Buchler, Aaron E.
Collier, Julio A.
Fernandez, Jorge L.
Fye, Barton J.

OCALA
Busche, Richard V.
Gartner, Amber L.
Losito, Gene B.

ORLANDO
Chau, Hao T.
Lenzen, Brent A.
Littrell, Lance R.
Martin, Jonathan A.
Mingonet, Milton S.
Roberts, Heather A.
Thigpen, Jonathan D.
Wetherell, Ryan S.

PALM BEACH
GARDENS
Long, Jamea M.
Meyer, Alexis E.

SARASOTA
Cianfaglione, Christopher
D.
Klepper, B. Kelley
Leep, Jordan E.
Pankonin, James R.
Schmid, Seth E.

ST. PETERSBURG
Arriaga, Brooke R.
Bishop, Mark C.
Dodge, Dawn M.
Walker, Jordan W.

TALLAHASSEE
DeVeau, Zachariah A.
Kalbli, Shawn C.
Lewis, Kelsey V.

TAMPA
Bulloch, Kelly B.
Collins III, Carroll E.
Gilner, Scott W.
Lee, Nathan Q.
Nadeau, Gary J.

VERO BEACH
Good, Brian A.
Hollen, Christopher J.
Lawson, Jacob B.
Roberson, Kevin M.
Thomas, Melibe S.
Van Rens, Peter J.

WEST PALM BEACH
Lee, Jason R.
Rapp, Bryan T.
Regueiro, Eric
Schanen, Kevin M.
Schwartz, Michael F.
Tercilla, Lindsey A.
Walthall, David W.

WPB DOWNTOWN
Heggen, Christopher W.
Spruce, Michael D.

MIDWEST

CHICAGO
DOWNTOWN
Lemmon, Peter C.
Marnell, Colleen L.
Mayer, Joseph P.
Morton, Jr., Arthur J.
Panter, Jake H.
Whitson, Bryan D.

CHICAGO NORTH
SUBURBS
Cooper, Jason C.
Tracy, Eric J.
West, Craig L

CHICAGO WEST
SUBURBS
Fancier-Splitt, Rory K.
Garner, Chad S.
Heinen, Andrew N.
Kaufman, Phil R.
Schall, Andrew J.
Walker, William A.

COLUMBUS
Muller, Justin M.
Reeves, Michael C.
Schall, Brian A.
Schnug, Regan A.

INDIANAPOLIS
Butz, Jr., William A.
Timko, Michael J.
Sheward, Bryan A.
Wolfred, Maurice A.

KANSAS CITY
Kist, Matthew D.
McKerrow, Jeff D.
Myers, Zachary

NORTHEAST OHIO
Clements, Kevin J.

TWIN CITIES
Bourdon, Brandon J.
Coyle, Daniel J.
Elegert, Brandon R.
Hume, Robert M.
Jensen, Matthew D.
Matzek, William D.
Phipps, Ryan A.
Schmitz, William J.
Wall, Lisa M.
Zimmerman, David

TWIN CITIES – SOUTH
Fosmo, Eric J.

TWIN CITIES- WEST
Kuhnau, JoNette L.
Manning, Jon T.
Wurdeman, Brian M.

MOUNTAIN PACIFIC

ASPEN
Christensen, Bryce E.

BOISE
McDougald, Brandon D.
Nicholson, Timothy P.

BROOMFIELD
Pratt, Anthony J.

COLORADO SPRINGS
Gunderson, Eric J.
Hess, Mitchell O.

DENVER
Andryscik, Kory J.
Colvin, Scott W.
Garinger, Amy M.
Heiberger, John R.
Krell, Gabriel M.
Phelps, Randall J.
Rowe, Curtis D.
Salvagio, Robin
Skeehan, Daniel L.
Sobieski, Dennis M.
McGee, Meaghan M.
Valentine, Brian W.
Wilhelm, William R.

EVERETT
Lincoln, Bradley J.

FORT COLLINS
Felton, Emily P.

PORTLAND
Belsick, Jody W.
Meyerhofer, Peter N.

SALT LAKE CITY
Crowther, Brent C.
Gresham, Teresa R.
Johnson, Zachary A.
O'Brien, Molly M.

SEATTLE
Chen, Nicholas R.
Kamerath, Marcy
Reeverts, Canaan H.
Williams, David S.

SOUTHWEST

LAS VEGAS
Ahartz, Shannon R.
Jones, Christopher R.
Moles, Richard A.
Moore, Devin V.
Mosley, Michael S.
Wolf, Treasea

MESA
Burm, Jason M.
Grandy, Michael L.
Margetts, Sterling T.
Mutti, Brent H.
Walnum, Nathan C.

PHOENIX
Christian, Rajesh S.
Connelly, Alissa J.
Delmarter, Michael L.
Ehrick, Taylor R.
Henderson, Benjamin J.
Thoma, Jayme R.
Kimm, Kevin J.
Kissinger, John C.
Leistiko, David J.

Marella, Damon J.
Perillo, Adam C.
Sjogren, Timothy P.
Smalkoski, Brian R.
RENO
Hildebrandt, Timothy H.
Nasset, Brent J.

SCOTTSDALE
Jupp, Andrew M.
Rutkowski, David R.

TUCSON
Payne, Kevin W.
Rhine, Timothy J.

SOUTH

ALPHARETTA
Dufour, Zachary J.
Fanney, Angela L.
Fanney, Lawson H.
Hamilton, James R.
James, Alvin B.
Shearouse, Sarah
Stricklin, David L.
Walker, John D.
Zittrouer, Derek M.

PEACHTREE
CORNERS
Ergle, Kevin B.
Fink, Kenneth L.
Smith, Patrick N.

ATLANTA MIDTOWN
Bosman, Eric S.
Coleman, Sean H.
Elsey, Jeffrey B.
Pastore, Cristina C.
Ross, Robert A.
Triplett, Katherine R.

BIRMINGHAM
Bailey, Clark B.
Johnson, Elizabeth H.

CHATTANOOGA
Skidmore, Benjamin W.

FRANKLIN
Espelet, Leonardo E.

MEMPHIS
Danley, Drake E.
Minor, Henry W.
Peregoy, Samuel J.
Peregoy, Jennifer M.

MOBILE
Starling, Charles H.

Kimley-Horn and Associates, Inc.
FULL CONTRACT SIGNING AUTHORITY
December 17, 2024

NASHVILLE

Boyd, Mark R.
Creasman, Brett R.
McMaster, Ryan L.
Neal, Philip H.
Rhodes, Christopher D.

SAVANNAH

Gwaltney, Jamie N.
Marsengill, Chris C.

WOODSTOCK

West, Brian B.

TEXAS SOUTH

AUSTIN EAST

Hamilton, Robert J.
Ponton, Clinton J.

AUSTIN NORTH

Boecker, Brian C.
Hudson, Harrison M.
Kiewit, Jordan S.
Neal, Trey A.
Parker, Brian J.
Araque, Santiago A.
VanLeeuwen, Andrew W.

AUSTIN SOUTH

Mason, Sean R.
Williams, Robert B.

BRYAN/COLLEGE
STATION

Harris, Joseph C.
Lucas, Michael D.

HOUSTON

Cargill, Kenneth W.
Deshpande, Vivek
Frysinger, Ashley M.
Frysinger, Chris V.
Guillory, Michael B.

PEARLAND

Hall, Andrew T.

SAN ANTONIO

Brignon, Brit A.
Farnsworth, Jeffrey A.
Holscher, Nicholas F.

THE WOODLANDS

Freeman, Jr., Steven C.
Kirkland, Mark R.
Lewis, Tyler W.

OEBO LETTER OF INTENT – SCHEDULE 2*

A completed Schedule 2 is a binding document between the Prime Contractor/consultant and a Subcontractor/subconsultant (for any tier) and should be treated as such. All Subcontractors/subconsultants, including any tiered Subcontractors/ subconsultants, must properly execute this document. If a Mandatory API goal applies, failure to submit a properly executed Schedule 2 will result in a determination of non-responsiveness to the solicitation. Each properly executed Schedule 2 must be submitted with the bid/proposal.

SOLICITATION/PROJECT NUMBER: PBCWUD 25-035
SOLICITATION/PROJECT NAME: Water Treatment Plant No.11 Membrane Train Improvements

Prime Contractor: Globaltech, Inc. Subcontractor: Lakdas/Yohalem Engineering, Inc.
(Check box(s) that apply)

☒ SBE ☐ Non-SBE ☐ Supplier Date of Palm Beach County Certification (if applicable): 10/29/22-10/28/25

SBE PARTICIPATION – SBE Primes must document all work to be performed by their own work force on this form. Specify in detail, the scope of work to be performed or items supplied with the dollar amount and/or percentage for each work item. When applicable, identify the line item(s) associated with the service/product being supplied. SBE credit will only be given for the areas in which the SBE is certified. A detailed quote/proposal may be attached to a properly executed Schedule 2 for additional information.

Line Item	Item Description	Unit Price	Quantity/ Units	Contingencies/ Allowances	Total Price/Percentage
1	92517 Civil Engineering	\$53,099.92	1	NA	\$53,099.92

The undersigned Subcontractor/subconsultant is prepared to self-perform the above-described work in conjunction with the aforementioned project at the following total price or percentage: \$53,099.92


If the undersigned intends to subcontract any portion of this work to another Subcontractor/subconsultant, please list the business name and the amount below accompanied by a separate properly executed Schedule 2.

Name of 2nd/3rd tier Subcontractor/subconsultant

Price or Percentage:

Globaltech, Inc.

Print Name of Prime

By: 

Authorized Signature

Bruce Rahmani, PE

Print Name


VP of Construction

Title

Date: June 27, 2025

Lakdas/Yohalem Engineering, Inc.

Print Name of Subcontractor/subconsultant

By: 

Authorized Signature

Lakdas Nanayakkara

Print Name

President

Title

Date: June 27, 2025

*Revised 6.5.2025 pursuant to Emergency Ordinance 2025-014, approved on June 3, 2025

OEBO LETTER OF INTENT – SCHEDULE 2*

A completed Schedule 2 is a binding document between the Prime Contractor/consultant and a Subcontractor/subconsultant (for any tier) and should be treated as such. All Subcontractors/subconsultants, including any tiered Subcontractors/ subconsultants, must properly execute this document. If a Mandatory API goal applies, failure to submit a properly executed Schedule 2 will result in a determination of non-responsiveness to the solicitation. Each properly executed Schedule 2 must be submitted with the bid/proposal.

SOLICITATION/PROJECT NUMBER: PBCWUD 25-035
SOLICITATION/PROJECT NAME: Water Treatment Plant No. 11 Membrane Train Improvements
Prime Contractor: Globaltech, Inc. Subcontractor: Pacifica Engineering Services, LLC
(Check box(s) that apply)

☒ SBE ☐ Non-SBE ☐ Supplier Date of Palm Beach County Certification (if applicable): 10/25/24-10/24/27

SBE PARTICIPATION – SBE Primes must document all work to be performed by their own work force on this form. Specify in detail, the scope of work to be performed or items supplied with the dollar amount and/or percentage for each work item. When applicable, identify the line item(s) associated with the service/product being supplied. SBE credit will only be given for the areas in which the SBE is certified. A detailed quote/proposal may be attached to a properly executed Schedule 2 for additional information.

Line Item	Item Description	Unit Price	Quantity/ Units	Contingencies/ Allowances	Total Price/Percentage
1	90783 Testing Services	\$6,640.00	1	NA	\$6,640.00

The undersigned Subcontractor/subconsultant is prepared to self-perform the above-described work in conjunction with the aforementioned project at the following total price or percentage: \$6,640.00

If the undersigned intends to subcontract any portion of this work to another Subcontractor/subconsultant, please list the business name and the amount below accompanied by a separate properly executed Schedule 2.

Name of 2nd/3rd tier Subcontractor/subconsultant Price or Percentage:

Globaltech, Inc.

Print Name of Prime

By:

Authorized Signature

Bruce Rahmani, PE

Print Name

VP of Construction

Title

Date: June 27, 2025

Pacifica Engineering Services, LLC

Print Name of Subcontractor/subconsultant

By:

Authorized Signature

Wesley C Foster

Print Name

President

Title

Date: June 27, 2025

*Revised 6.5.2025 pursuant to Emergency Ordinance 2025-014, approved on June 3, 2025

OEBO LETTER OF INTENT – SCHEDULE 2*

A completed Schedule 2 is a binding document between the Prime Contractor/consultant and a Subcontractor/subconsultant (for any tier) and should be treated as such. All Subcontractors/subconsultants, including any tiered Subcontractors/ subconsultants, must properly execute this document. If a Mandatory API goal applies, failure to submit a properly executed Schedule 2 will result in a determination of non-responsiveness to the solicitation. Each properly executed Schedule 2 must be submitted with the bid/proposal.

SOLICITATION/PROJECT NUMBER: PBCWUD 25-035
SOLICITATION/PROJECT NAME: Water Treatment Plant No.11 Membrane Train Improvements

Prime Contractor: Globaltech, Inc. Subcontractor: Total Safety Training & Consultants LLC
(Check box(s) that apply)

☒ SBE ☐ Non-SBE ☐ Supplier Date of Palm Beach County Certification (if applicable): 1/11/24-1/10/27

SBE PARTICIPATION – SBE Primes must document all work to be performed by their own work force on this form. Specify in detail, the scope of work to be performed or items supplied with the dollar amount and/or percentage for each work item. When applicable, identify the line item(s) associated with the service/product being supplied. SBE credit will only be given for the areas in which the SBE is certified. A detailed quote/proposal may be attached to a properly executed Schedule 2 for additional information.

Line Item	Item Description	Unit Price	Quantity/ Units	Contingencies/ Allowances	Total Price/Percentage
1	90775 Site Assessment and Site Field Observation	\$34,990.00	1	NA	\$34,990.00

The undersigned Subcontractor/subconsultant is prepared to self-perform the above-described work in conjunction with the aforementioned project at the following total price or percentage: \$34,990.00

If the undersigned intends to subcontract any portion of this work to another Subcontractor/subconsultant, please list the business name and the amount below accompanied by a separate properly executed Schedule 2.

Name of 2nd/3rd tier Subcontractor/subconsultant _____ Price or Percentage: _____

Globaltech, Inc.
Print Name of Prime
By: B. Rahmani
Authorized Signature

Bruce Rahmani, PE
Print Name
VP of Construction
Title
Date: June 27, 2025

Total Safety Training & Consultants LLC
Print Name of Subcontractor/subconsultant
By: D. Hood
Authorized Signature

Darrylle Hood
Print Name
Manager
Title
Date: June 27, 2025

*Revised 6.5.2025 pursuant to Emergency Ordinance 2025-014, approved on June 3, 2025

June 27, 2025

Jane House, P.E.
Director of Engineering
Palm Beach County Water Utilities Department
8100 Forest Hill Boulevard
West Palm Beach, FL 33413

RE: R2023-0086 Contract for Optimization and Improvements Design-Build
Project No. WUD 25-035
Work Order No. 09
Request to Add C.C. Control Corp as a subcontractor

Dear Ms. House,

We request that C.C. Control Corp be added as a subcontractor for the above-referenced work authorization.

C.C. Control Corp will provide PLC programming services, which were included in this project's original scope of work. We offered a Letter of Intent signed by C.C. Control Corp for the approved WUD 25-035 Work Order 09 contract. Therefore, adding this subcontractor increases our SBE participation in this project.

Should you have any questions or comments, please contact me at 561-997-6433. Again, we thank you for your consideration in this matter.

Regards,



Bruce Rahmani, P.E.
Vice President of Construction
Globaltech, Inc.

Cc: Rachael Cloyd/Globaltech



REQUEST FOR SBE SUBSTITUTION/
ADDITION/MODIFICATION/REMOVAL*

INSTRUCTIONS FOR SECTIONS 1 TO 3: PRIME CONTRACTOR COMPLETES ALL SECTIONS AS APPLICABLE AND SUBMITS TO DEPARTMENT PROJECT MANAGER AND OEBO OFFICE FOR APPROVAL.

Section 1: Prime Contractor/Consultant Information

Name of Prime	Contact Person	Phone
Globaltech, Inc.	Rachael Cloyd	(561) 997-6433
Project Name	Bid/Proposal/Project No.	% SBE Participation- original
Water Treatment Plant No. 11 Membrane Train Improvements	25-035	15.27
Original Contract Amount	New Contract Amount	% SBE Participation - new
\$9,412,144.00	\$0.00	

Section 2: SBE Addition, Modification, Substitution or Removal*

Original Subcontractor/Sub consultant	% of Participation
Globaltech, Inc.	0
Contact Person	Phone
Rachael Cloyd	(561) 997-6433
New Subcontractor/ Sub consultant	% of Participation
C.C. Control Corp	0.74
Amendment/Change Order/Contingency Amount (if Applicable)	N/A

Section 3: SBE Addition, Modification, Substitution or Removal*

Please attach completed Palm Beach County SBE Subcontractor/consultant’s Performance Report and Good Faith Effort Form.*A separate and properly executed Schedule 2 (Letter of Intent) is required to support any changes submitted on this form, when applicable.

Approvals:

Dept. Project Manager		Signature:		Date:	
OEBO Representative		Signature:		Date:	

PBC OEBO – Orig. 12/31/2018 |

*Revised 6.5.2025 pursuant to Emergency Ordinance 2025-014, approved on June 3, 2025

June 27, 2025

Jane House, P.E.
Director of Engineering
Palm Beach County Water Utilities Department
8100 Forest Hill Boulevard
West Palm Beach, FL 33413

RE: R2023-0086 Contract for Optimization and Improvements Design-Build
Project No. WUD 25-035
Work Order No. 09
Request to Add Kimley-Horn and Associates, Inc. as a subcontractor

Dear Ms. House,

We request that Kimley-Horn and Associates, Inc. be added as a subcontractor for the above-referenced work authorization.

Kimley-Horn and Associates, Inc. will provide engineering services, which were included in this project's original scope of work. We offered a Letter of Intent signed by Kimley-Horn and Associates, Inc. for the approved WUD 25-035 Work Order 09 contract. Therefore, adding this subcontractor decreases our SBE participation in this project.

Should you have any questions or comments, please contact me at 561-997-6433. Again, we thank you for your consideration in this matter.

Regards,



Bruce Rahmani, P.E.
Vice President of Construction
Globaltech, Inc.

Cc: Rachael Cloyd/Globaltech



REQUEST FOR SBE SUBSTITUTION/
ADDITION/MODIFICATION/REMOVAL*

INSTRUCTIONS FOR SECTIONS 1 TO 3: PRIME CONTRACTOR COMPLETES ALL SECTIONS AS APPLICABLE AND
SUBMITS TO DEPARTMENT PROJECT MANAGER AND OEBO OFFICE FOR APPROVAL.

Section 1: Prime Contractor/Consultant Information

Name of Prime	Contact Person	Phone
Globaltech, Inc.	Rachael Cloyd	(561) 997-6433
Project Name	Bid/Proposal/Project No.	% SBE Participation- original
Water Treatment Plant No. 11 Membrane Train Improvements	25-035	15.27
Original Contract Amount	New Contract Amount	% SBE Participation - new
\$9,412,144.00	\$0.00	

Section 2: SBE Addition, Modification, Substitution or Removal*

Original Subcontractor/Sub consultant	% of Participation
Globaltech, Inc.	0
Contact Person	Phone
Rachael Cloyd	(561) 997-6433
New Subcontractor/ Sub consultant	% of Participation
Kimley-Horn and Associates, Inc.	1.60
Amendment/Change Order/Contingency Amount (if Applicable)	N/A

Section 3: SBE Addition, Modification, Substitution or Removal*

Please attach completed Palm Beach County SBE Subcontractor/consultant's Performance Report and Good Faith Effort Form.*A separate and properly executed Schedule 2 (Letter of Intent) is required to support any changes submitted on this form, when applicable.

Approvals:

Dept. Project Manager		Signature:		Date:	
OEBO Representative		Signature:		Date:	

PBC OEBO – Orig. 12/31/2018 |

*Revised 6.5.2025 pursuant to Emergency Ordinance 2025-014, approved on June 3, 2025

ATTACHMENT G

Palm Beach County Water Utilities Department
Optimization and Improvements Design-Build
Resolution No. R2023-0086 Contract Dated December 20, 2022

SUMMARY OF SBE BUSINESS TRACKING

Master Contract Participation	SBE: 24%
Current Proposal	
Value of Work Order No. <u>9</u>	\$9,412,144.00
Value of SBE Letters of Intent	\$1,437,502.54
Actual Percentage	15.27%
Signed/Approved Work Orders	
Total Value of Work Orders	\$16,641,322.63
Total Value of SBE Signed Subcontractors	\$3,084,353.70
Actual Percentage	18.53%
Signed/Approved Work Orders Plus Current Proposal	
Total Value of Work Orders	\$26,054,466.63
Total Value of Subcontractors & Letters of Intent	\$4,521,856.24
Actual Percentage	17.36%

ATTACHMENT H
Location Map




PBCWUD Project No. 25-035
Water Treatment Plant No. 11

ATTACHMENT I

DESIGN-BUILD CRITERIA

REVISED 06-10-25

**Design-Build Criteria
Water Treatment Plant 11 Membrane Train Improvements
Project No. WUD 25-035
Package GL01
Work Authorization No. 9**



7/15/2025

**Jeffrey H. Greenfield, PhD, P.E.
Palm Beach County Water Utilities Department
8100 Forest Hill Blvd.
West Palm Beach, FL 33413**

Date

Design-Build Criteria
Water Treatment Plant 11 Membrane Train Improvements
Project No. WUD 25-035
Package GL01
Work Authorization No. 9

PART 1 REQUIREMENTS

1.1 Requirements per Florida Statute 287.055.

- 1 Legal Description of the project site (site):
 - 1.1.1 Water Treatment Plant 11 (WTP 11).

- 2 Survey Information Concerning the Site: Design-Build Entity will provide additional survey as necessary.

- 3 Interior Space Requirements: Components of the proposed Work shall be installed within existing facilities (such as existing chemical trenches, chemical containment areas, electrical room and chemical dosing rooms, etc.) and surrounding area(s). Where possible the proposed Work shall be designed and installed without requiring alteration to existing facilities and the surrounding areas(s).

- 4 Material Quality Standards: Adhere to the current Palm Beach County Water Utilities Department (PBCWUD) Minimum Design and Construction Standards for Potable Water, Wastewater, Reclaimed Water, Record Information, Asset Management and the Approved Materials and Equipment List.

- 5 Schematic Layouts and Conceptual Design Criteria of the Project: Not Applicable.

- 6 Cost or budget estimates: \$9,085,415.36

- 7 Design and Construction Schedules:
 - 1.1.7.1. 100% Design Completion: 180 Calendar Days after receipt of executed Work Authorization and Notice to Proceed. Provide 60% and 100% design packages signed and sealed by a licensed professional engineer in the State of Florida.

- 1.1.7.2. Substantial Construction Completion: 420 Calendar Days after receipt of executed Work Authorization and Notice to Proceed.
- 1.1.7.3. Final Construction Completion: 60 Calendar Days after Substantial Construction Completion.
- 1.1.7.4. Liquidated damages will apply as follows:
 - 1.1.7.4.1 \$1,000 per day past substantial completion date.
 - 1.1.7.4.2 \$500 per day past final completion date.

- 8 Site Development Requirements: Not applicable
- 9 Provisions for Utilities: The Design-Build Entity shall obtain the necessary utility services by making application for the services and paying such fees and charges required by the utility companies, including construction water meters, if required.
- 10 Utility Locates and Protection of Utilities: Design-Build Entity is responsible for all utility locates within the project site and shall provide an independent locate service for all PBC WUD buried pipelines and electrical. Provide conductive utility locates, soft-dig using vacuum excavation, and ground penetrating radar as necessary to avoid damage to utilities. The Design-Build Entity shall x-ray or use ground penetrating radar for concrete which may have embedded conduits and utilities prior to penetrating the concrete. All water pipes, storm drains, force mains, gas or other pipe, telephone or power cables or conduits, and all other obstructions, whether or not shown, shall be temporarily removed from or supported across pipeline excavations. Before disconnecting any pipes or cables, the Design-Build Entity shall obtain permission from the Owner, or shall make suitable arrangements for their disconnection by the Owner. The Design-Build Entity shall be responsible for any damage to any such pipes, conduits or cables, and shall restore them to service promptly as soon as the work has progressed past the point involved. Approximate locations of known water, sanitary, drainage, power, and telephone installations along route of new pipelines or in vicinity of the work are shown on as-built drawings, but must be verified in the field by the Design-Build Entity. The Design-Build Entity shall uncover these pipes, ducts, cables, and other buried infrastructure, carefully, by hand, to verify location and depth of cover. Any discrepancies or differences found shall be brought to the attention of the Owner so that necessary changes may be made. The Design-Build Entity shall notify "SUNSHINE STATE" at 811 at least forty-

eight hours prior to performing any excavating activities. Evidence of such notice shall be furnished to the Owner prior to excavating.

- 11 Storm Water Retention and Disposal: Provide siltation barriers for all existing storm drainage catch basins impacted by construction activities. Clean all roadways, storm drains etc. affected by construction.
- 12 Parking Requirements: The parking and staging area will be limited to the School Board property to the west of the plant. Project material deliveries shall be between 7:00 AM to 3:00 PM Monday through Friday excluding public holidays. The Design-Build Entity will accept all their deliveries and provide loading and offloading equipment.
- 13 Access Requirements: Design-Build Entity shall comply with all WTP 11 security requirements and use the main gain for entry and exit.

1.2 General Requirements

- 1.2.1 The following items must be completed (at a minimum) to achieve Substantial Completion:

- 1.2.1.1 All existing systems in place and operating as intended.
- 1.2.1.2 Release has been granted by permitting agencies to begin operation.
- 1.2.1.3 Commissioning and Testing of all new equipment and systems completed. Provide Certificate of Proper Installation (COPI) from manufacturers.
- 1.2.1.4 Provide draft copy of the Operation and Maintenance Manuals
- 1.2.1.5 Provide draft Electronic Equipment Data Sheet Submittal for Asset Management with Excel file.
- 1.2.1.6 Sign and return the Certificate of Substantial Completion.
- 1.2.1.7 Provide Punchlist items.

- 1.2.2 The following items must be completed (at a minimum) to achieve Final Completion:

- 1.2.2.1 Provide Record Drawings, along with AutoCAD and PDF files, have been turned over to PBCWUD and approved.
- 1.2.2.2 Provide Final Electronic Equipment Data Sheet Submittal for Asset Management with Excel file.
- 1.2.2.3 Provide all final lubrications, adjustments, spare parts.
- 1.2.2.4 Complete all training.
- 1.2.2.5 Demobilize, perform final clean-up and restore site to original condition or better.

- 1.2.2.6 Provide warranties from manufacturers.
 - 1.2.2.7 Complete all Punch List items.
 - 1.2.2.8 Provide Certificate of Final Completion signed by the Engineer of Record.
 - 1.2.2.9 Provide all final releases granted for all permits.
 - 1.2.2.10 Provide Final Operation and Maintenance Manuals with computer files have been delivered to the Owner and equipment training has been completed.
- 1.2.3 Reference Documents: The following documents shall be used to develop signed and sealed Construction Documents.
- 1.2.3.1 Palm Beach County Water Utility Department (PBCWUD) Minimum Design Standards and Approved Materials List.
 - 1.2.3.2 Palm Beach County Unified Land Development Code Article 14 – Environmental Standards (which contains the Palm Beach County Beach County Wellfield Protection Ordinance) and Article 15 – Health Regulations (which contains Environmental Control Rule 1 and 2).
 - 1.2.3.3 Florida Administrative Code.
 - 1.2.3.4 Florida Building Code
 - 1.2.3.5 Design submittal requirements shall be in accordance with the Palm Beach County Water Utilities Design Manual.
- 1.2.4 Quality Assurance and Quality Control: The Design-Build Entity is responsible for both Quality Assurance and Quality Control including all testing.
- 1.2.4.1 Provide soil density and proctor testing for underground excavations, pavement crossings and foundations.
 - 1.2.4.2 Provide concrete slump and compressive strength testing for all placed concrete. Provide test cylinders at both 7 days and 28 days for compressive strength.
 - 1.2.4.3 Provide certified welders for designated welding processes for all stainless steel (SS) welding. All welded joints shall be pickled and passivated.
 - 1.2.4.4 Provide pressure testing for piping and secondary containment, per the Palm Beach County Wellfield Protection Ordinance.
 - 1.2.4.5 Design Build Entity shall provide bacteriological testing of all new water mains and water treatment processes using a certified laboratory. The laboratory shall take all bacteriological samples and shall use the Colilert Method..
 - 1.2.4.6 Provide testing of new grounding and lightning protection systems if a ground test well is included in the project.
 - 1.2.4.7 Provide testing of paint to verify proper coating thickness.

- For interior of water bearing structures provide a certified National Association of Corrosion Engineers (NACE) inspector for surface preparation, adhesion and coating thickness.
- 1.2.4.8 Commissioning and testing of all new equipment. Provide Certificate of Proper Installation (COPI) from all manufacturers.

1.3 Summary of Work

1.3.1 Background and Statement of the problem to be solved.

- 1.3.1.1 Palm Beach County owns, operates and maintains Water Treatment Plant 11 (WTP). WTP 11 is the sole source of drinking water for the western communities consisting of the Cities of Belle Glade, Pahokee, and South Bay. It is critical that WTP 11 has reliable and effective treatment to provide drinking water. To increase plant capacity and provide a redundant treatment unit, a 5th reverse osmosis membrane skid will be designed and constructed including a new access control system, and power and controls for the additional membrane train.

These improvements will positively benefit the western communities by making available clean drinking water during high demand periods and providing redundancy in case one of the existing trains malfunctions.

1.3.2 Design Build Criteria

The proposed work to be performed by the Design-Build Entity includes furnishing and installing all materials, labor, equipment and expertise including necessary tools, supervision, and services required to design, permit, purchase, demolish, construct, train, test, commission, startup and place into service complete and operational systems as described herein. All materials and equipment used shall be selected to be resistant to corrosive attacks from continuous exposure to various solids and liquids present on site and compatible with the intended service environment, such as exposure to weather (e.g. wind, rain), dust, sunlight, water, wastewater or chemicals.

1.3.2.1 Wind and Seismic Loading

Exterior system components shall be designed to meet or exceed the Florida Building Code (FBC) High Velocity Hurricane Zone (HVHZ) requirements supplemented by ASCE 7-10 wind loading requirements using an ultimate wind speed of 183 mph and exposure C and seismic loads 2021 IBC/ASCE 71-0 $S_s=0.049g$ $S_I=0.025G$ shall comply with Design Code ASTM D3299 and ASTM D4097.

1.3.2.2 WTP 11

1.3.2.2.1 Administrative and Engineering Services

1. Meet with Palm Beach County Water Utilities Department (PBCWUD) to review the project scope and schedule. Conduct a site visit to inspect the work items below and develop the design.
2. Develop subcontracts with structural and electrical engineers and other entities required.
3. Develop a preliminary site plan layout and equipment layout(s).
4. Prepare a Preliminary Design Technical Memorandum (TM). The TM shall briefly describe the equipment, design parameters, and layout(s). Equipment cut sheet examples for major equipment shall be provided in the TM. A preliminary site plan and equipment layout(s) will be provided. Five (5) copies of the TM and a portable document format (PDF) version shall be submitted.
5. Prepare and submit 60%, 90%, and 100% design deliverables. Half-size drawings and PDF files are to be submitted for the County's review.
6. Prepare and submit documents to the Palm Beach County Health Department (PBCHD) for permitting purposes. PBCWUD will pay for permit fees.
7. Updated documentation will be submitted for approval if the existing disinfection strategy no longer meets regulatory requirements.
8. Prepare a detailed construction schedule.
9. Prepare submittals (or confirmation of compliance with County design standards), administer, and track the submittal process.
10. Prepare the equipment data sheet and asset collection form.
11. Provide Engineer's site visits during construction to confirm construction is being performed in conformance with the Design Drawings and Specifications.

12. Prepare Record Drawings and Operation & Maintenance (O&M) Manuals.
13. Obtain the permit for the Palm Beach County WTP 11 Membrane Train Improvement from the Department of Health.

1.3.2.2.2 Construction Services

1. Establish staging areas with Water Treatment Plant No. 11 (WTP11) staff at the site and mobilize the site.
2. Procure equipment and construct facilities for the construction tasks listed below.

Equipment procurement shall begin upon approval of the Preliminary Design TM.

3. Improvements will be based on the approved TM and are expected to be listed in the Scope of Services paragraphs in this Work Order.

4. Obtain construction permit from Palm Beach County Planning, Zoning, and Building Department (PBCPZB).

5. Restore the site to its existing conditions.

A. Low-Pressure Reverse Osmosis (LPRO) Skid

1. Furnish and install one ready-to-operate turnkey Low-Pressure Reverse Osmosis (LPRO) skid. This includes the design, engineering, fabrication, assembly, inspection, testing, and delivery of the complete membrane treatment system, including all associated components required for operation.

2. The LPRO skid shall be delivered as a complete package, including the frame, pressure vessels, interconnecting piping, instrumentation, supports, and all other components necessary for installation and startup.

3. The new skid shall be similar in configuration to the existing reverse osmosis trains at the facility to allow for operational consistency and ease of integration.

4. The LPRO system shall meet the following performance criteria:

- a. Normal Operation: The system shall be capable of producing a permeate flow rate of 2.5 million gallons per day (MGD) at a permeate recovery rate of 80%, while treating feedwater with a total dissolved solids (TDS) concentration of up to 7,500 mg/L.
- b. High TDS Operation: The system shall also be capable of producing 2.0 MGD at a 75% recovery

rate when treating feedwater with a TDS of up to 12,000 mg/L.

5. The new skid shall be designed as a two-stage configuration with a 40:20x7M membrane array, consisting of 280 membrane elements in Stage 1 and 140 membrane elements in Stage 2. The stage 1 membrane elements should be DuPont FilmTec SW30XLE-440 and the Stage 2 membrane elements should be DuPont FilmTec Seamaxx-440 to match the existing membrane elements.

6. The membrane train shall be designed and rated for a minimum operating pressure of 600 PSI.

7. The pressure vessels (PV) of the new LPRO skid shall be compatible with the existing trains PV models, which are PRO-8-600 SP. Each PV shall contain 7 membrane elements installed in series.

8. Furnish and install a dedicated LPRO feedwater pump designed for a flow rate of 1,855 gpm at a TDH of 1,130 ft. Pump will be supplied with a 500 horsepower motor and VFD to maintain production under varying feedwater quality and fouling conditions.

9. The system shall include Energy Recovery Device (ERD) for pressure management using A PX-Q260 Energy Recovery Device (PX) and an interstage booster pump capable of handling a feed flow of 790 gpm, with the capacity to increase pressure from 470 psi to 550 psi between stages. These components shall be integrated into the system design and coordinated to ensure seamless operation based on the membrane projection provided in the specification.

10. The membrane treatment system shall include all necessary components such as:

- a. Pressure vessels and support structures (SST)
- b. Piping and valves
- c. CIP system connections
- d. Instrument panels and train sample panels
- e. Automatic valves
- f. Train power and control panel
- g. All other required appurtenances

11. All piping shall be constructed of 316 stainless steel (316 SST). The feed, interstage, and concentrate piping shall have a minimum wall thickness of Schedule 40. All piping must be clearly labeled.

12. Unless stated otherwise, all above-grade pipe and valves shall be 316 SS, and all below-grade pipe shall

be HDPE. SS butterfly valves shall be lug-style. Flanges will be provided at all valves and pump connections.

13. All valves and flanges shall be rated for 300 pounds (300 lb) class.

14. A 10-inch 316 SS globe-style flanged silent check valve shall be provided on the discharge line of the LPRO feed pump.

15. All equipment and pipe support anchors shall be 316 SS.

16. Provide a wet tap connection from the existing raw water main, located prior to the membrane building, to supply the new cartridge filter. The filtered water outlet shall be routed to the LPRO skid feed pump. The permeate and concentrate from the LPRO skid shall be connected to the existing total permeate and concentrate lines to ensure proper integration with the plant's existing flow paths. The sample panel drain shall be routed and connected to the existing drain located inside the membrane building. All new piping connections, where possible, shall be installed underground to maintain a clean layout and minimize above-ground congestion.

17. Provide connections for the cleaning system, including three dedicated connection points: one for the Cleaning Solution Feed, one for the Cleaning Solution Concentrate Return, and one for the Cleaning Solution Permeate Return.

18. The following data shall be collected and recorded hourly by the HMI computer during the performance testing period. All recorded data shall be available for trend analysis:

- a. Feedwater pressure
- b. Feed flow control valve position
- c. First stage concentrate pressure
- d. Second stage feed pressure
- e. Concentrate valve position
- f. Total permeate flow
- g. First stage permeate flow
- h. Second stage permeate flow (can be calculated)
- i. Concentrate pressure
- j. Concentrate flow (can be calculated)
- k. First stage permeate pressure
- l. Second stage permeate pressure
- m. Permeate conductivity
- n. Concentrate conductivity

19. Furnish and install a cartridge filter that matches the existing plant cartridge filter specifications, which

include a Fil-Trek housing and Waco filters. The housing shall be horizontally mounted, industrial-grade, ASME U-stamped, constructed of 316 stainless steel, and pickled and passivated. It shall include the following connections: clean and dirty drains, clean and dirty pressure gauges, vent, and 12" inlet/outlet.

20. The filter media shall be 40" × 2.5", 5-micron, NSF-certified string-wound, single open-end cartridges with a plastic top spring and 222 O-ring. The filters should produce approximately 5 gpm per 10" of filter length for clean water. The overall unit shall be designed to handle 150 psig at 250 °F, with a maximum flow capacity of 5 MGD.

B. Storage Room Demolition and Sodium Hypochlorite Relocation

1. Install a temporary conveyance system for injecting 12% sodium hypochlorite into the clearwell and the suction side of the high service pumps. The clearwell chlorine dosing pumps shall be configured to provide a chlorine dose of up to 7.5 mg/L to a flow rate of up to 8 MGD on both sides of the clearwell, based on the chlorine residual setpoint. Additional dosing pumps shall be capable of delivering a chlorine dose of up to 3 mg/L to a flow rate of 10.0 MGD at the suction of the high service pumps. The temporary dosing skid shall include an outside rated enclosure, chemical dosing pumps, calibration column, pulsation dampener, pressure relief valves, pressure gauges, PVC pipe and fittings, and other required components.

2. Relocate the sodium hypochlorite feed pumps to the new location on the east side of the storage room, ensuring the relocated system is fully operational before removing the temporary system from service.

3. Demolish the exterior wall of the storage room to create space for the new LPRO train and remove the concrete pad of the existing sodium hypochlorite system.

4. Relocate the existing instrumentation panel to the north wall of the membrane building.

5. Relocate all piping, conduit, switchgear, and other associated components as required to accommodate the new system layout.

6. The temporary system will operate in manual mode and remain independent of the SCADA system, with no automated flow pacing; all adjustments will be performed manually by on-site personnel.

C. Electrical and I&C

1. Furnish and install one (1) new breaker bucket on the existing SWD-1 switchgear for the new RO membrane feed pump, including bus modification, terminations, phase-rotation verification, torque checks, and labeling in accordance with the manufacturer's requirements.

2. Furnish and install one (1) new 600 HP Eaton VFD to match the existing lineup, mounted inside the electrical room. Relocate AC control devices as required to accommodate the new drive cabinet.

3. Relocate the Permeate/Concentrate Panel inside the membrane building.

4. Provide and install one (1) new breaker bucket in the existing MCC inside the electrical room for the RO train's interstage booster pump, including feeder conduits and conductors.

5. Electrically relocate the existing sodium hypochlorite skid to its new site location:

- a. Disconnect, remove, and reinstall all power feeders and control-signal wiring to the relocated skid.
- b. Extend conduit, junction boxes, fittings, and cable support as required.

6. Furnish and install a new access-control system, including control panels and associated wiring. Disconnect or repurpose existing equipment and panels as required; complete all terminations and perform commissioning per manufacturer's specifications

7. Prior to demolition of the east interior wall, identify and relocate any conduits, junction boxes, lighting fixtures, receptacles, and control wiring attached to that wall.

8. Furnish and install one (1) new remote I/O (RIO) panel dedicated to the new RO train. Mount and ground per PBCWUD standards and interconnect all signals back to the existing Main Control Panel (RIO-1); label and function-test each field termination.

9. Develop and deploy new HMI screens and SCADA integrations to incorporate the RO train into PBCWUD's existing control system.

10. Furnish and install all new conduit, conductors, cable trays, supports, terminations, branch breakers, grounding electrodes, and miscellaneous components necessary for a fully operational electrical system serving the new RO train.

11. Deliver as-built electrical schematics, wiring diagrams, updated O&M manuals, warranty

documentation, spare-parts list, and training materials to PBCWUD upon project close-out.

1.3.3 Prescriptive Criteria

The ERD, interstage booster pump, membrane feed pump, membrane skid frame, and piping pressure rating are manufacturer's materials that are specified.

- 1.3.4** The Design-Build Entity shall secure all permits required to complete the work under this contract. The Design-Build Entity shall be responsible for all inspections and requirements to close-out the completed permits. The Owner will pay all permit fees. The Design-Build Entity shall be responsible for all Business tax fees for work within Palm Beach County or Municipalities. The following permits may be required for this project: Palm Beach County Health Department Permit and Palm Beach County Planning Zoning and Building - Building Division Permit(s).

1.4 Work Restrictions

- 1.4.1** Maintenance of Operations: The Design-Build Entity's activities or any partial plant shutdowns shall minimize disruption to the treatment facilities and conveyance. The Design-Build Entity shall schedule and perform the proposed work in a manner such that the Owner can keep the existing treatment and conveyance facilities in continuous, dependable operation. Operation of all existing valves, gates, and equipment shall be performed by Owner. All utility access manholes, valves, and fire hydrants shall be kept accessible at all times.
- 1.4.2** Work Hours: Typical work hours will be 7:00 AM to 5:00 PM Monday to Friday, not including legal holidays. Work performed outside of the established working hours requires the permission from the Owner.
- 1.4.3** Shutdown Plan: Design-Build Entity shall develop a plan in conjunction with the Owner, for any planned plant or process shutdowns. Each shutdown plan shall be submitted to the Owner for review and approval at least thirty (30) calendar days prior to commencing any of these work activities. If, in the opinion of the Owner, a shutdown is not required in order for the Design-Build Entity to perform the proposed work, the Design-Build Entity shall use alternative methods to accomplish the work. All shutdowns shall be coordinated with and scheduled at times suitable to the Owner. The

Owner shall be provided a minimum of fourteen (14) calendar days' notice of Design-Build Entity's need for any system or partial system shutdown. Additional notice may be required for certain shutdowns. If multiple shutdowns are required to complete the work, such shutdowns shall be spaced to allow plant Operations staff to fill the ground storage tanks. Plant shutdowns shall be during the low flow periods of the year.

Shutdowns during the following periods shall not be allowed, unless written prior approval is provided by the Owner:

- Week of Thanksgiving,
- Seven (7) calendar days prior to December 25th,
- Between December 25th and January 1st,
- Seven (7) calendar days post to January 1st.

1.4.4 Project Coordination: Design-Build Entity shall be solely responsible for coordination of all of the proposed work, and shall supervise, direct, and cooperate fully with all sub-contractors, manufacturers, fabricators, suppliers, distributors, installers, testing agencies, and all others whose services, materials or equipment are required to assure completion of the proposed work within the contract time. Design-Build Entity shall cooperate with, and coordinate his work with, the work of any other contractor, utility service company, or Owner's employees performing additional work related to the project at the site. Design-Build Entity shall not be responsible for damage done by other contractors on site who are not under the Design-Build Entity's jurisdiction except where such loss or damage is caused by the negligence of Design-Build Entity. Design-Build Entity shall also coordinate his work with the work of others to assure compliance with schedules. Design-Build Entity shall attend and participate in all project coordination or progress meetings and report on the progress of all work and compliance with schedules. The Design-Build Entity shall provide and maintain a Project Representative from his organization at the site at all times during performance of the work, who may be reached at any time while work is in progress.

1.4.5 Debris Removal: The Design-Build Entity shall confine his activities to the site(s) designated by Owner for the work or staging areas for materials storage. Design-Build Entity shall be responsible for keeping all work areas clear of construction debris and perform daily housekeeping activities to maintain a safe working environment for existing plant personnel. All debris, materials, pipe, and miscellaneous waste products from the proposed work shall be removed from the Project Site as soon as possible. They shall be disposed of in accordance with applicable federal, state, and local

regulations. The Design-Build Entity shall be responsible for determining these regulations and shall bear all costs or retain any profit associated with disposal of these items.

- 1.4.6 Safety: The Design-Build Entity shall comply with all laws or ordinances covering the protection of such work, and the safety measures to be employed therein. No trenches or holes near walkways, in roadways, or road shoulders are to be left open during night hours without the permission of the Owner, and proper protection. The Design-Build Entity shall maintain of suitable lighting to maintain a safe working environment. The Design-Build Entity shall not add any tripping hazards to the project site without permission of the Owner. The Design-Build Entity shall employ the Best Management Practices to provide a safe final product.

1.5 Security

The Palm Beach County Criminal History Records Check Ordinance, Palm Beach County Code Section 2-371 - 2-377. Pursuant to the ordinance, the County will conduct fingerprint-based criminal history record checks on all employees of contractors and subcontractors of contractors, vendors, repair persons and delivery persons entering a facility determined to be either a critical facility ("Critical Facilities") or criminal justice information facility ("CJI Facility"). Critical Facilities and CJI Facilities and the corresponding list of disqualifying offenses are identified in Resolution R2013-1421 and is available upon request. In October, 2013, compliance with the requirements of the U.S. Federal Bureau of Investigations Criminal Justice Information (CJI) security policy was added to the ordinance and has a broad list of disqualifying offenses. The Design-Build Entity understands that is solely responsible for the financial, schedule and/or staffing implications of compliance with this ordinance, and represents and warrants that its bid price includes any direct or indirect costs (not including the FDLE/FBI fees which will be paid directly by the County) of compliance with this county code.

The Design-Build Entity is responsible for the security of their work, equipment, and material at all times.

1.6 Project CPM Schedule

Design-Build Entity must prepare and maintain a project schedule using Primavera P6 Software (P6) and the Critical Path Method (CPM) of scheduling. The following outlines the minimum schedule requirements. The schedule must be updated each month at a minimum and will be reviewed by the Owner to determine design and construction progress.

1.6.1 Design Schedules

The Design-Build Entity shall develop a detailed design schedule reflecting work elements at a package level by discipline. An estimate of the construction duration and staging be developed and linkages to other work packages will be clearly indicated. It will be updated at least monthly and at a minimum, milestones shall be depicted for:

- Notice-to-Proceed
- 60 percent submittal
- Each required permitting submittal

1.6.2 Construction Schedules

The basics of the construction schedule submittals are outlined below.

1.6.2.1 Baseline Requirement: The Construction Schedule shall use P6 and follow the Critical Path Method of scheduling, and shall reflect how the Design-Build Entity will build the project. The schedule shall show the duration of each activity so that the Project Manager can accurately monitor the progress of the work. Schedule activities must be consistent with work items listed in the Schedule of Values and be cost-loaded such that schedule updates provide an independent check on the amounts shown in the Design-Build Entity's monthly progress payment request.

Additionally, the schedule will address the logic of construction activities, including any work constraints due to:

- Operational or permit requirements
- Special requirements of the technical specifications
- Standard construction practices
- Safety of the work place
- Manpower loading and availability
- Key Resource or Materials quantity loading

1.6.2.2 Initial Construction Schedule Submittals: The Design-Build Entity shall be required to submit two schedule documents at the pre-construction conference. These are:

- The Plan of Operation for the initial 30-day period of the contract
- An initial draft of the P6 Baseline CPM schedule

The Project Managers for the Owner and the Design-Build Entity shall meet to review and discuss the 30-day plan of operation and Baseline CPM schedule shortly after submittal to the Owner's Project Manager. The Owner Project Manager's review and comment on the schedules will be limited to conformance with the sequencing and milestone requirements in the Contract Documents. The Design-Build Entity shall be required to make corrections to the schedules necessary to comply with the requirements and adjust the schedules to incorporate any missing information requested by the Owner's Project Manager. Key elements of the schedule reviews will include:

- Production rates for reasonableness
- Appropriate level of detail
- Satisfaction of contractual constraints
- Accurately reflecting submittals, procurements, training and start-up tasks
- Conforms with approved schedule of values
- Complies with industry scheduling practices
- Schedule risk and critical path discussion

The Plan of Operation depicts accomplishment of the Contractor's early execution activities (e.g. mobilization, permit acquisition, submittals necessary for early material and equipment procurement, submittals necessary for long lead equipment procurement, CPM submittals, initial site work and other submittals and activities required in the first 30 days).

- 1.6.2.3 Construction Schedule: The P6 Baseline schedule will be included in all subsequent schedule updates and will be the basis for measuring progress and performance. Schedule updates and other reporting requirements will be detailed in the schedule specifications. The construction schedule will provide information on major construction milestones and allow for quantity tracking. Related interface activities pertinent to facilities start-up and commissioning will also be shown. The associated Schedule of Values will delineate information related to quantity unit rate reporting, labor wage rates, bulk materials pricing and other costing/pricing information as requested.

The Project Manager's review of the schedule is to ensure basic compliance with requirements and reasonableness of plan, and does not constitute an approval of the approach or direction relative to means and methods of construction.

The Contractor's Progress Schedule, at a minimum, shall identify significant interim milestones that relate to the Project's Summary Schedule, in addition to:

- Notice-to-Proceed
- Mobilization
- Weather Days Allowance
- Contract Float
- Substantial Completion
- Commissioning: Startup and Testing and Training
- Final Completion

1.6.3 Schedule Updates

On a regular basis, and not less than monthly, summary schedules should be updated to track and monitor progress of activities, completion of contract deliverables, interim milestone achievement, start and completion dates, and other related aspects of scheduling. Additionally, any approved changes to the scope of work will be reflected in the schedules.

Progress is monitored by comparing monthly work accomplished against both the baseline plan, and the progress of work from the prior month. Starting with the first month of status updating, progress for all projects will be measured against the baseline for start and finish dates, scheduled progress and cash flow, along with analysis for changes in logic and activities durations.

1.7 Field Engineering

Where the dimensions and locations of existing pipe and utilities are of critical importance in the installation or connection of proposed work, the Design-Build Entity shall verify such dimensions and locations in the field prior to the fabrication of any materials or equipment, which is dependent on the correctness of such information. The Design-Build Entity shall employ a land surveyor registered in the State of Florida. The Design-Build Entity shall locate and protect survey control and reference points. The Design-Build Entity shall be responsible to establish elevations, lines, and levels, utilizing recognized engineering survey practices. The Design-Build Entity shall provide all labor, instruments and stakes, templates, and other materials

necessary for marking and maintaining all lines and grades. The Design-Build Entity shall submit a copy of as-built drawings signed/sealed by the land surveyor that the elevations and locations of the work in Florida State Plane Coordinates are in conformance with the contract documents and will reference Geodetic Datum NAD83. All elevations shall refer to North American Vertical Datum of 1988 (NAVD88) and include conversion from National Geodetic Vertical Datum of 1929 (NGVD29) as required.

1.8 Closeout Procedures

- 1.8.1 Record Drawings: The Design-Build Entity shall maintain one set of Drawings at the Site for the preparation of Record Drawings. On these, it shall mark every project condition, location, configuration, and any other change or deviation which may differ from the Contract Drawings at the time of award, including buried or concealed construction and utility features that are revealed during the course of construction. Special attention shall be given to recording the horizontal and vertical location of buried utilities that differ from the locations indicated, or that were not indicated on the Contract Drawings. Said Record Drawings shall be supplemented by any detailed sketches as necessary or as Design-Build Entity is directed, to fully indicate the work as actually constructed. These Record Drawings are the Design-Build Entity's representation of as-built conditions, shall include revisions made by Work Supplement, and shall be maintained up-to-date during the progress of the work. Red ink shall be used for alterations and notes. Notes shall identify relevant Work Supplements by number and date. Provide AutoCAD and PDF files of the Record Drawings. The AutoCAD files shall include all external reference (XREF) files.

- 1.8.2 Asset Management: The Design-Build Entity shall be responsible for preparing an electronic database, in a format provided by the Owner, of the project assets being installed under this project and subsequently transferred to the Owner upon substantial completion of the project. A draft version of the asset database shall be included as part of the Design-Build Entity's Substantial Completion application. The final version of the database shall be provided to the Owner prior to Final Completion.

PART 2 ACCEPTANCE TEST REQUIREMENTS

The Design-Build Entity shall be responsible for coordinating and completing all commissioning activities including but not limited to the overall system startup and testing. The Design-Build Entity shall coordinate with the Owner and is responsible for providing all labor, equipment, and materials for conducting commissioning activities including but not limited to individual systems startup and testing.

2.1 Starting and Placing Equipment in Operation

Design-Build Entity shall initially start-up and place all installed equipment into successful operation according to manufacturer's written instructions and as instructed by manufacturer's field representative. Design-Build Entity shall provide all material, labor, tools, equipment, lubricants, and expendables required to complete start-up. No system or subsystem shall be started up for continuous operation unless all components of that system or subsystem, including instrumentation, have been tested and proven to be operable as required for proposed work.

General system startup activities are anticipated to include but not be limited to cleaning; removing temporary protective coatings; flushing and replacing greases and lubricants as required by manufacturers; lubrication; checking shaft and coupling alignments and resetting where required; checking and setting motor, pump and other equipment rotation, safety interlocks, and belt tensions; checking and correcting if necessary leveling plates, grout, bearing plates, anchor bolts, fasteners and alignment of piping which may put stress on equipment; performing any adjustments; providing chemicals and lubricants and all other required operating fluids; providing fuel, electricity, water, filters; and, other expendables required for startup of equipment.

Owner will provide sufficient personnel to assist Design-Build Entity in the start-up, but the prime responsibility for proper mechanical operation shall belong to Design-Build Entity. Manufacturer's representatives shall be present during initial start-up and operation. Owner will assume responsibility for operation of the equipment upon completion of start-up and placing equipment in operation. Owner shall provide all power and chemicals for startup and operation.

2.2 Minimum Start-Up Requirements

- 2.2.1. The Design-Build Entity shall check each electrical control circuit to assure that operation complies with regulations and requirements of proposed work and to provide desired performance.
- 2.2.2. The Design-Build Entity shall check each motor amperage and compare to the amperage nameplate value, and correct any conditions which produce excessive current flow, and exist due to equipment malfunction.

- 2.2.3. The Design-Build Entity shall check glands and seals for cleanliness and proper adjustment before running pump; inspect shaft sleeves for scoring; inspect mechanical faces, chambers, and seal rings, and replace if defective; and verify that piping system is free of dirt and scale before circulating liquid through the pump.
- 2.2.4. System start-up and operational testing procedures shall not be limited to those specified herein. Others shall be performed as required to prove that the system functions and performs as described and required by this Design-Build Criteria Package.

2.3 Equipment Startup and Performance Testing

- 2.3.1. The Design-Build Entity shall be responsible for performance testing during startup of all mechanical, electrical equipment and systems.
- 2.3.2. Provide a testing plan setting forth the sequence in which all testing work required for the proposed upgrades will be implemented.
- 2.3.3. Documentation of the results of all equipment and system tests shall be submitted to the Owner. Provide calibration tags for all Design-Build Entity furnished and installed equipment certifying the date of calibration.
- 2.3.4. The Design-Build Entity shall also be responsible for providing a Certificate of Proper Installation (COPI) for all equipment. COPIs will be provided to the Owner or the Owner's Representative prior to commencing any commissioning, startup and testing activities. COPIs will be included in the Technical Manual.

PART 3 TECHNICAL REQUIREMENTS

3.1 Plant Site / Civil Requirements

The Design-Build Entity shall be responsible for becoming completely familiar with the site conditions in connection with developing the final site plan including all site investigations. If analysis of subsurface conditions, geotechnical conditions, and soil borings are required to complete the work, it shall be the responsibility of the Design-Build Entity to perform this work.

3.2 Demolitions and Equipment Removal

Design-Build Entity shall be responsible for all labor, materials, equipment, and incidentals required for demolitions and pay for all disposal fees. Design-Build Entity shall not start removals without the permission of the Owner. At least 48 hours prior to commencement of any demolition activities, the Design-Build Entity shall advise the Owner, in writing, of the proposed schedule.

Design-Build Entity shall carry out operations so as to avoid interference with Owner's operations and work in the existing facilities. Design-Build Entity shall perform all demolition and removal work so as not to interfere with the use and safe passage to and from adjacent structures and shall prevent damage or injury to structures, occupants, and adjacent features, which might result from falling debris or other causes. Design-Build Entity shall erect and maintain barriers, lights, sidewalk sheds, and other necessary protective devices. The Design-Build Entity is responsible for repairing damage to the Owner's property or facilities, caused by the Design-Build Entity's activities.

Design-Build Entity shall not bring explosives on site or use explosives without the written consent of the proper authorities having jurisdiction. Design-Build Entity shall use water sprinkling, temporary enclosures, and other suitable methods for dust control within the lowest practical level in compliance with governing regulations.

Surfaces of walls, floors, ceilings, or other areas, which are exposed by any of the removals, and which will remain as architecturally finished surfaces shall be repaired and re-finished by Design-Build Entity with the same or matching materials as the existing adjacent surface. Adjacent structures, facilities, and improvements impacted by dust, dirt, and debris caused by demolition operations shall be cleaned and returned to pre-construction conditions.

Where piping that is to be removed passes through existing walls, the piping shall be cut off and properly capped on each side of the wall. When underground piping is to be altered or removed, the remaining piping shall be properly capped. Abandoned underground piping may be left in place and grouted under major structures/roadways, unless it interferes with the work. Any changes to potable water piping work shall be made in conformance with all applicable codes and under the same requirements as other underground piping.

All materials and equipment removed from existing work shall become the property of Design-Build Entity, except for those which Owner has identified and marked for their use. All materials and equipment marked by the Owner for its use shall be carefully removed by Design-Build Entity so as not to be damaged, and shall be cleaned and stored in a protected location specified

by the Owner. Design-Build Entity shall dispose of all demolition materials, equipment, debris, and all other items not marked by the Owner, off the work site and in conformance with all existing applicable laws and regulations. Upon completion of the work, all materials, equipment, waste, and debris of every sort shall be removed and premises shall be left, clean, neat, and orderly.

3.3 Trenching, Excavation and Backfill

The Design-Build Entity will adhere to all OSHA and PBC regulations when performing all excavating activities and in compliance with Florida Trench Safety Act. Minimum density shall be 98% of the AASHTO maximum density under pavement and structures and 95% of the AASHTO maximum density in all other areas.

Design-Build Entity shall furnish all labor, materials, equipment and incidentals required to perform all excavating, backfilling and disposing of earth materials required for the purpose of constructing structures, conduits, pipelines, grading, and other facilities required to complete the work in every respect.

Design-Build Entity shall be solely responsible for designing, installing, operating and maintaining whatever system is required to satisfactorily accomplish all necessary sheeting, bracing, protection, underpinning and dewatering. The use of explosives will not be permitted. All remaining spoil piles and excess fill shall be removed from site.

Design-Build Entity shall be responsible for all field test data and shall submit to Owner copies of all test reports from his testing laboratory.

Design-Build Entity shall perform excavation work in compliance with applicable requirements of governing authorities having jurisdiction. Design-Build Entity shall obtain all necessary permits including but not limited to work in roads and rights of way. Design-Build Entity shall also obtain permits as required by local, state and federal agencies for discharging water from excavations. Design-Build entity shall provide siltation barriers until sod and irrigation is restored.

Data on subsurface conditions will be made available by Owner for the convenience of Design-Build Entity. The reports are not intended as a representation or warranty of continuity of such conditions between soil borings. Owner will not be responsible for interpretations or conclusions drawn by Design-Build Entity. Additional test borings and other exploratory operations may be made by Design-Build Entity at no cost to Owner. Design-Build Entity shall perform utility locates prior to all soil borings.

Drawings from existing records showing certain surface and underground structures adjacent to the work will be made available by Owner. It is not guaranteed to be correct or complete and is shown for the convenience of the Design-Build Entity. Design-Build Entity shall explore ahead of the required excavation to determine the exact location of all structures. They shall be supported and protected from damage by the Design-Build Entity. If they are broken or damaged, they shall be restored immediately by the Design-Build Entity at its expense.

Design-Build Entity shall locate existing underground utilities in the areas of work. If utilities are to remain in place, Design-Build Entity shall provide adequate means of protection during earthwork operations. If uncharted or incorrectly charted piping or other utilities are encountered during excavation, Design-Build Entity shall consult the Owner immediately for directions as to procedure. Design-Build Entity shall cooperate with Owner and utility companies in keeping respective services and facilities in operation. Design-Build Entity shall repair damaged utilities to the satisfaction of Owner.

Design-Build Entity shall not interrupt existing utilities serving facilities occupied and used by Owner or others, except when permitted in writing by Owner and then only after acceptable temporary utility services have been provided.

3.4 Cast-In-Place Concrete

Where required for wall penetrations, pipe supports, and other repair or replacements required to complete the work, the Design-Build Entity shall be responsible for providing concrete consisting of Portland cement, fine and coarse aggregate, water, and approved admixtures; then combined, mixed, transported, placed, finished and cured to accommodate the proposed work. All admixtures, curing compounds, and related products used in concrete or the curing and repair of concrete, which can contact potable water, shall be certified as conforming to the requirements of ANSI/NSF 61 for contact with potable water when in the finished concrete. Concrete sidewalks shall have minimum 3,000 psi 28-day compressive strength. All structural concrete shall have minimum 4,000 psi 28-day compressive strength.

3.5 Miscellaneous Metals

All metals shall be non-ferrous except of steel reinforcing and as approved by the Owner. All bolt, nuts and washers shall be 316 stainless steel and the nuts shall be coated with a material suitable to prevent galling. All anchor bolts shall be 316 stainless steel (SS) except in chemical containment areas which may have corrosive environments. For chemical containment areas the Design-Build Entity shall select suitable anchor bolts to prevent corrosion if a spill occurs. Stanchions, pipe supports, equipment bases, braces, Unistrut and straps shall be 316 SS or aluminum. Dissimilar metal protection shall be provided through use of appropriate dielectric materials where required.

3.6 Painting and Coating

Design-Build Entity shall provide all labor, materials, tools, equipment, and incidentals as required to furnish and apply coating systems for surface preparation and coating of all new and existing interior and exterior surfaces identified as part of the work. Manufacturer's recommendations, including surface preparation, cure times, application thickness, application method, applicability of selected paintings and coatings for their intended use shall be strictly followed. Items to be coated shall include but not be limited to walls, floors, piping, equipment, supports and other pertinent accessory items or area damaged by construction activity.

Owner's approval shall be required for all components of the surface preparation, selection of colors, and paint system application before the start of proposed work.

Color-coding of pipelines, valves, equipment and ducts shall comply with applicable standards of ANSI A13.1, ANSI Z535.1, and 40 CFR 1910.144. Finish coats of paint for pipelines and equipment shall be coded in basic colors. Colors shall be brilliant, distinctive shades matching safety and pipeline colors per ANSI Z535.1, Recommended Standards for Water Works; Recommended Standards for Wastewater Facilities, color specifications for safety colors and other primary colors.

Provide pipe labels with flow arrows at each change in direction, tees (all sides) and every 20 feet of straight run.

3.7 Valves and Piping Requirements

The Design-Build Entity is responsible for the location, sizing and selection of all equipment, pipe, valves, supports, and associated materials. The Design-Build Entity shall conform to the current version of the Palm Beach County Water Utilities Minimum Design Standards and Approved Materials List. Valves shall be placed at locations for ease of operation, isolating breaks and testing. Provide adequate unions and dismantling joints to perform routine maintenance.

At a minimum, the following information shall be submitted to the Owner for review and approval prior to installation:

- Detailed drawings and manufacturer's data for valves, pipe, fittings, gaskets, harnessing, supports, bolt kits, couplings, and all other pertinent materials required to complete the work
- Certificates of Compliance with applicable referenced standards and any provisions for valves, pipe, joints, fittings, coatings, linings, sleeves, gaskets, harnessing, and all other appurtenances
- Field pressure testing
- Flushing and disinfection plans
- Signed and sealed by a Professional Engineer registered in Florida calculations for pipe support systems larger than twelve (12) inches in diameter.

Materials shall be delivered to the site to ensure uninterrupted progress of the work. Pipe, fittings, valves and associated other materials shall be handled carefully with approved handling devices. Materials shall be stored on heavy wood blocking or platforms so they are not in contact with the ground. Delivered materials shall be inspected for cracked, gouged, chipped, dented or other damage to the packaging or materials. If such damage is found, damaged materials shall be rejected and immediately removed from the site. If in the process of manufacture, transportation, storage or handling, any valves, pipe, fittings, or associated other materials are damaged, such material shall be rejected and replaced at the Design-Build Entity's expense.

Pipe interiors shall be kept completely free from dirt and foreign matter. All pipe shall be installed in strict accordance with the manufacturer's instructions and recommendations. When pipe must be cut-to-fit in the field, the work shall be performed using tools and equipment specifically designed for cutting the pipe, so as to avoid damage to the pipe and to leave a smooth end. Improperly cut and/or fitted pipe will be rejected and replaced at the Design-Build Entity's expense.

The manufacturer's field representative shall certify the installations observed were satisfactorily completed and all installation crews were familiar with the proper methods and procedures for the pipeline installation.

3.8 Electrical Requirements

3.8.1 Basic Requirements

Design-Build Entity shall design and provide all labor, materials, equipment and incidentals to complete the electrical work. All systems shall be properly grounded. Exterior systems shall have lightning protection.

3.8.2 Codes

Material and equipment shall be installed in accordance with the current standards and recommendations of the National Electrical Code, the National Electrical Safety Code, and with local codes that apply. Where discrepancies arise between codes, the most restrictive regulation shall apply.

3.8.3 Area Classifications

3.8.3.1. Wet Locations: The following areas shall be considered wet locations:

3.8.3.1.1. All outdoor areas.

3.8.3.1.2. All indoor areas below grade unless otherwise specified.

3.8.3.1.3. Materials, equipment and incidentals in areas identified as wet locations shall meet NEC and NEMA requirements for wet locations. Enclosures shall meet NEMA 4 requirements as a minimum. Conduits shall be terminated at enclosures with watertight, threaded hubs.

3.8.3.2. Corrosive Locations

All chemical storage and pumping areas or rooms. Materials, equipment and incidentals in areas identified as corrosive shall meet NEC and NEMA requirements for corrosive locations. Conduit systems shall be PVC and enclosures shall meet NEMA 4X requirements. Conduits shall be terminated at enclosures with watertight hubs. Independent supports shall be 316 stainless steel struts.

3.8.4 Electrical Equipment

All new electrical equipment shall be capable of operating successfully at full-rated load, without failure, with an ambient outside

air temperature of 0 degrees F to 122 degrees F and an elevation of 400 feet (MSL). All electrical devices and equipment shall have ratings based on 75 degrees C terminations. All electrical equipment enclosures at a minimum shall meet NEMA 12 requirements.

3.8.5 Schematic Diagrams

Schematic diagrams shall be prepared by the Design-Build Entity to act as guidance in fulfilling the operational intent of the conceptual documents. It shall be the Design-Build Entity's responsibility to meet all safety and electrical codes, and to provide all equipment, appurtenances and specialty items required to provide for complete and operable systems. Review of control schemes submitted by Design-Build Entity shall not relieve Design-Build Entity of their contractual responsibility to provide complete and successfully operating systems.

Provide updates to the instrumentation loop diagrams for the equipment which has been added and/or modified.

3.8.6 Raceway Systems

Design-Build Entity shall furnish and install conduit and fittings to form complete, coordinated and grounded raceway systems. Electrical cables shall not be exposed. Design-Build Entity shall provide for the proper installation of all conduits for each system.

- 3.8.6.1. Rigid aluminum conduit for exposed indoor conduit runs in non-corrosive areas.
- 3.8.6.2. PVC Schedule 80 for individual conduit runs buried in earth.
- 3.8.6.3. Schedule 40 PVC for conduit runs embedded in or under structural concrete slabs, or in concrete ductbanks (all sites). Ductbanks and concrete slabs shall have red dye on the top to indicate they are for electrical.
- 3.8.6.4. PVC Schedule 80 conduit for exposed indoor and outdoor runs in corrosive areas.
- 3.8.6.5. Flexible conduit shall be used only for short connections (no more than two feet in length) to motors and equipment.

3.8.7 Inspections, Testing and Adjustments

Accompany the normal installation tests with inspections to demonstrate to the satisfaction of the required jurisdictional authorities the following:

- 3.8.7.1. Connections: All circuits are properly connected in accordance with the drawings and applicable approved shop drawings.
- 3.8.7.2. Operation: All circuits and devices are operable.
- 3.8.7.3. Identification: All conductors are properly identified at each terminal.

Test each electrical circuit after permanent cables are in place to demonstrate that the circuit and connected equipment perform satisfactorily and that they are free from improper grounds and short circuits. Individually test 600-volt cables for insulation resistance between phases, and from each phase to ground, for wire size No.6 AWG or larger. Test after cables are installed and before they are put in service with a Megger whose rating is suitable for the tested circuit for wire size No.6 AWG or larger. Tests shall meet with the applicable specifications of ICEA S 66 524 and NEMA WC7 1971. The insulation resistance for any given conductor shall not be less than 1 megohm for 600 volt and less service. Any cable not meeting this value or which fails when tested under full load conditions shall be replaced with a new cable for the full length. Megger testing reports shall be submitted and included in the Technical Manual.

Test shielded instrumentation cable shields with an ohmmeter for continuity along the full length of the cable and for shield continuity to ground. Connect shielded instrumentation cables to a calibrated 4-20 milliamp DC signal transmitter and receiver. Test at 4, 12, and 20 milliamp transmitter settings.

Test the completed ground systems for continuity and for resistance to ground using an electrical ground resistance tester. Ground system resistance must be less than 5 ohms. Add up to two additional rods, spaced at 20 feet minimum from other electrodes, until resistance is less than 5 ohms.

Operate all starters, circuit breakers and associated equipment to demonstrate suitability and compliance with Specifications and reference standards, except for short circuit interrupting rating or other inherent design features covered by shop tests. Test all motors for direction of rotation and reverse connections if necessary. Check control circuits to determine that operation and sequence are correct and adjust limit switches, pressure switches, float switches, timers and other devices to give proper operation.

Each generator provided by the Design-Build Entity shall be tested under normal plant load for 24 hours without failure or shutdown to confirm fuel systems are working as required.

3.9 Instrumentation and Control Requirements

3.9.1. General

Design-Build Entity shall provide all labor, materials, equipment and incidentals as shown, specified and required to furnish, install, calibrate, test, start-up and place in satisfactory operation a complete and operating system for proposed work, including programming of the PLC, SCADA, and all required wire terminations. Tag number, equipment number, and description shall match the Owners numbering convention standards.

3.9.2. Calibration, Start-Up and Testing

Field verify the calibration and performance of each instrument prior to start-up of the associated equipment, and document on a separate sheet for each.

3.9.3. System Check-Out and Start-Up Responsibilities

Design-Build Entity shall retain the services of a single system-supplier to supervise and/or perform check-out and start-up of all system components. As part of these services, the system supplier shall coordinate and include check-out and start-up for those equipment items not manufactured or provided by him. The services of an authorized manufacturer's representative to check the equipment installation and place the equipment in operation may be required. The manufacturer's representative shall be thoroughly knowledgeable about the installation, operation and maintenance of the equipment.

Check and approve the installation of all instrumentation and control system components and all cable and wiring connections between the various system components prior to placing the various processes and equipment into operation. Conduct a complete system checkout and adjustment, including calibration of all instruments, tuning of control loops, checking operation functions, and testing of final control actions. When there are future operational functions included in this work, they should be included in the system

checkout. All problems encountered shall be promptly corrected to prevent any delays in startup of the various unit processes.

System supplier shall provide all test equipment necessary to perform testing during system checkout and start-up. Design-Build Entity and system supplier shall be responsible for initial operation of monitoring and control system and shall make any required changes, adjustment or replacements for operation, monitoring and control of the various processes and equipment necessary to perform the functions intended.

Design-Build Entity shall furnish to the Owner certified calibration reports for field instruments and panel mounted devices specified in this Section as soon as calibration is completed. Design-Build Entity shall furnish Owner an installation inspection report certifying that all equipment has been installed correctly and is operating properly. The report shall be signed by authorized representatives of both Design-Build Entity and the system supplier.

3.9.4. Instrumentation and Control System Field Test

Following the plant monitoring and control system checkout and initial operation, system supplier, under the supervision of the Design-Build Entity, shall perform a complete system test to verify that all equipment and programmed software is operating properly as a fully integrated system, and that the intended monitoring and control functions are fully implemented and operational. Any defects or problems found during the test shall be corrected by the system supplier, and then retested to demonstrate proper operation. Following demonstration of all system functions, the plant monitoring and control system including field sensors/transducers and instruments, and telemetry system shall be running and fully operational for a continuous 72-hour period.

3.9.5. Control Panels and Enclosures

Control panels located inside control or electrical room areas shall be NEMA 12 rated unless differently noted on drawings. All others shall be stainless steel or non-metallic NEMA 4 except in corrosive areas, which shall be NEMA 4X. Provide panel ventilation or air conditioning if required by ambient conditions. Use panel type construction for doors. Door widths shall not exceed 36-inches. Exterior panel with displays shall face north. Exterior control panels shall be 316 stainless steel with powder coated white epoxy exterior finish.

3.9.6. Surge Protection

Surge protection shall be provided to protect all electronic instrumentation from surges propagating along the signal, telephone, and power supply lines. Locate the suppression device as close as possible to the load device. The protection systems shall be such that the protection level shall not interfere with normal operation, but shall be lower than the instrument surge withstand level, and be maintenance free and self-restoring. Instruments shall be housed in suitable metallic cases, properly grounded. Ground wires for all surge protectors shall be connected to a good, earth ground and where practical, each ground wire run individually and insulated from each other.

PART 4 SUBMITTALS

4.1 Design-Build Entity submittals shall include but not be limited to:

- 4.1.1. Preliminary Design Technical Memorandum
- 4.1.2. Drawings, Specifications and Calculations
 - 4.1.2.1. 60% Design
 - 4.1.2.2. 100% Design
- 4.1.3. Shop Drawings
- 4.1.4. CPM Schedule
 - 4.1.4.1 Baseline Schedule
 - 4.1.4.2 Initial 30-day Plan of Operation
 - 4.1.4.3 Four week Look Ahead Schedules
 - 4.1.4.4 Minimum monthly schedule updates
 - 4.1.4.5 90-days to Completion Schedule
- 4.1.5. Certificate of Proper Installation (COPI)
- 4.1.6. Operations and Maintenance Manuals with electronic files
- 4.1.7. Testing reports (e.g. soil density, concrete, megger)
- 4.1.8. Permits
- 4.1.9. Shutdown Plan (s)
- 4.1.10. Commissioning Plan for startup and testing activities
- 4.1.11. List of spare parts, tools and 90-day operating supplies
- 4.1.12. Closeout Documents
 - 4.1.12.1 Warranties
 - 4.1.12.2 Final payment request
 - 4.1.12.3 Provide Notification to Surety of Completion of Construction
 - 4.1.12.4 Provide Consent of Surety for Final Payment
 - 4.1.12.5 Provide list of firms/persons submitting Notice to Owner
 - 4.1.12.6 Provide Final warranty of Title

- 4.1.12.7 Provide final payment request with all SBE's and M/WBE's paid in full and provide all Schedule 4 documents from each.

ATTACHMENT J

SUPPORTING DOCUMENTS

REVISED 06-10-25



June 5, 2025

Globaltech
901 Yamato Rd., Suite 220
Boca Raton, FL 33431

Attention: Ms. Angelica Torres
Phone: (561)-997-6433
Email: atorres@globaltechdb.com

Subject: **Proposal for Utility Locating Services**
WTP 11 RO Train Addition Scanning
38700 Hooker Highway
Belle Glade, FL 33430
PACIFICA Proposal No: 610-120113370

Dear Ms. Torres:

Pacifica Engineering Services, LLC (PACIFICA) is pleased to provide the following proposal for utility locating services. Electromagnetic induction (EM) and Ground Penetrating Radar (GPR) methods will be used to identify detectable utilities.

SCOPE OF SERVICES:

Ground Penetrating Radar (GPR) method transmits electromagnetic waves, which are pulsed at discrete distance/time intervals. The transmitted pulse radiates through the earth whereby a portion of the energy is reflected from interfaces of contrasting electrical properties (e.g. pavement and soil interface, soil stratigraphic changes and buried metallic and nonmetallic objects) while the remaining energy continues until reaching additional reflectors where the process is repeated. Reflected energy is received by the antennae and recorded for later processing and interpretation. Factors such as soil moisture, clay content, and variations in the dielectric constants of materials control the effectiveness of the GPR method. Wet conductive soils severely attenuate GPR signals and thus the effective depth of exploration. The presence of foreign product leached into the soil can eschew the data collected. GPR energy cannot transmit through ferrous objects since metal acts as a pure reflector. GPR energy cannot transmit through ferrous objects since metal acts as a pure reflector. Freshly-poured concrete (less than 60 days), concrete containing metal fibers, fine-mesh screenings beneath tile, Styrofoam between floor or roof slabs can inhibit the effective permeability and accuracy of GPR. In order to accurately conduct a radar survey, orthogonal scans must be made across the target area. Confined or obstructed areas that restrict an even scanning pattern can impede the data collected and reduce the accuracy of the final results. GPR does not measure diameter of objects, just their location(s).

Electromagnetic induction is a method in which a transmitter signal is applied by directly coupling to a target. As long as the target is metallic, a receiver is used to detect the transmitted signal. Passive detection is another technique used to locate naturally occurring magnetic fields that exist on power cables generating a 50/60 Hz signal. Additionally, passive VLF signals can be detected on other metallic utilities that are typically long in length and are well grounded electrically.

Locating underground utilities is not an exact science. Therefore, Pacifica Engineering Services, LLC (PACIFICA) expresses no guarantees that using one or any of the available technologies for identifying utilities/structures will identify all utilities/structures and/or meet the objective of this or any individual project. Winkel Construction Inc. understands that limitations within the available technology, the complexity of site conditions and circumstances beyond the control of PACIFICA may limit the performance/results of the PACIFICA's services. Project Owners, Winkel Construction Inc. and any of its Subcontractors shall hold harmless and indemnify PACIFICA against any and all losses as a result of inability to locate or mislocate due to limitations within the available technology, the complexity of site conditions and circumstances beyond its control, but not against negligence on the part of PACIFICA or its employees. The services provided by PACIFICA shall be performed in accordance with generally accepted professional practices as related to the nature of services performed. Payment to PACIFICA shall not be contingent upon its performance or results due to any limiting condition as described. Hand digging is required in all situations when excavating within 24" of PACIFICA's markings.

This proposal constitutes the entire agreement between the parties. The agreement may not be altered, modified or conditioned in any respect without the prior written consent of all parties. Documents such as but not limited to "change orders", "purchase orders", sub-contract agreements, and statements of terms and conditions of work shall require prior written acceptance by PACIFICA to be binding. Payment to PACIFICA for work performed pursuant to this proposal shall not be contingent upon PACIFICA's consent to any proposed alteration, modification or condition to the agreement.

CONDITIONS: Locating underground utilities for design/pre-excavation:

- Utility locations are being provided in an attempt to prevent or reduce the likelihood of damage during excavation and /or provide design information.
- Areas to be investigated must be level and free of obstructions. EM and GPR discovery may be limited up to 24" within any vertical impediment, structure or otherwise.
- Results are dependent upon field conditions at the time of locating services.
- PACIFICA's inability to complete the project due to delays, conditions outside PACIFICA's control does not void this contract.
- If PACIFICA is to produce an AutoCAD drawing (optional, additional fee), customer is responsible for providing an electronic AutoCAD file for PACIFICA to record its discoveries. If a file is not available, additional costs and time to produce the drawing are likely.
- Drawings produced by PACIFICA (optional, additional fee) are not considered to be "survey grade" drawings. PACIFICA will include dimensions from a fixed feature in the field/drawing to the horizontal position of the target being depicted. Drawings are not prepared by a licensed Engineer, Surveyor or Draftsman. In addition, drawings are not prepared to any State survey or drafting standard.
- Wherever possible, APWA standards are used for marking.
- PACIFICA is not responsible for, moved, altered, obliterated or maintaining marks. PACIFICA will impose an additional fee to relocate/remark facilities.
- If underground facilities are damaged, whether marked by PACIFICA or not, it is your obligation to notify a representative of PACIFICA immediately at the time of damage.
- PACIFICA is not a substitute for Chapter 556 of the FL State Statute (Underground Facility Damage Prevention and Safety Act). Prior to project construction, excavating contractor is responsible for securing locations of public utilities through Sunshine State One Call of Florida (Phone # 811).



- Any available as-builts, engineered or other record drawings with regards to any utilities within the project limits shall be made available to PACIFICA for its review prior to commencement of field work.
- The performance of PACIFICA's services is limited to full and unobstructed access to include but not limited to: mechanical rooms, manholes, hand holes, vaults, meter rooms, telecom rooms, fixtures (plumbing, electrical, communication), dispensers, fenced compounds, tanks and structures. Full cooperation from the on site personnel is necessary to perform a complete survey.

COST ESTIMATE

Electromagnetic, GPR Investigation

- Perform/verify horizontal locations of existing detectable utilities using EM & GPR techniques.
- Mark selected targets on the ground surface as necessary.
- Review all site discoveries with on-site personnel.

EM & GPR Investigation @ \$2,400/ full-day **\$2,400.00**

AUTHORIZATION

If this proposal is acceptable, please sign in the space provided to formalize the agreement. We note that the attached General Conditions are a part of this proposal.

We appreciate the opportunity of submitting this proposal and look forward to working with you on this project. Please contact us by phone 561-693-8093 or email at wesley.foster@pacificaes.com if any questions arise or if we may be of any service in any way.

Sincerely,

PACIFICA ENGINEERING SERVICES, LLC
Florida Certification of Authorization License No. 32328



Wesley C. Foster, P.E.
Principal Engineer

Attachments: General Conditions

AUTHORIZED BY:		INVOICE TO:	
Signature		Firm	
Name		Address	
Title			
Date		Attention	



WTP 11 RO Train Addition GPR

Proposed GPR Scanning Map

Legend

- GPR Scanning Area
- Water Treatment Plant 11

Water Treatment Plant 11

Google Earth

Image © 2025 Airbus

100 ft





June 2, 2025

Globaltech
901 Yamato Rd., Suite 220
Boca Raton, FL 33431
Phone: (561) 997-6433
Email: ATorres@globaltechdb.com

Attention: Ms. Angelica Torres

Re: Proposal for Construction Materials Testing Services
WTP 11
39700 Hooker Hwy
Belle Glade, FL 33430
PACIFICA Proposal No: 610-120112311

Dear Ms. Toress:

INTRODUCTION

Pacifica Engineering Services, LLC (PACIFICA) is pleased to provide this proposal for **Construction Materials Testing Services** for the subject project.

PACIFICA QUALIFICATIONS

PACIFICA is a recognized consulting engineering and testing firm providing integrated services in several disciplines, including geotechnical engineering, construction services, materials engineering and testing, roof and pavement consulting, asbestos management, and facilities consulting and engineering.

PACIFICA has provided similar services for several projects in the Tri-County areas; therefore, we have a very good understanding of the project, the local building department's requirements, as well as understand the critical nature of the inspection and testing requirements for this project.

Our staff includes registered professional engineers with significant construction inspection and testing experience. Our technicians/inspectors are ICC, PTI, CWI, ACI, CTQP trained/certified in their respective disciplines. PACIFICA is licensed in the State of Florida to provide Engineering Services.

PROJECT CONSIDERATIONS

It is our understanding that the proposed project will consist of the installation of below grade piping. Based on our experience providing our services for similar projects, PACIFICA proposes to provide the following scope of services during construction:

PROPOSED SCOPE OF SERVICES

Estimations for Engineer Technician hours are based on providing our services on a part-time, on-call basis as follows:

Earthwork Testing and Site Preparation:

- Perform laboratory testing of proposed fill soils to determine their suitability, and moisture content versus dry density relationship.
- Provide qualified personnel to perform in-place nuclear density tests and moisture content tests on an "on-call basis" for the foundation excavations, building pad backfill, subbase and base layers beneath the proposed pavement areas, and utility backfill areas.
- *In-Place Nuclear Density tests are included in the Engineering Technician rate.*

COMPENSATION, PAYMENT AND TERMS

Based on the described scope of services and our experience with similar projects, we have developed a **LUMP SUM COST** of **\$6,640.00** for material testing services. You will be contacted for authorization should additional services beyond the estimated budget be required to complete the scope of services. Please note that we do not have control over the contractor's construction practices, schedules, or inclement weather. We understand that we will have failed inspections throughout the project, and as such we will not charge any additional fees for failed inspections. If fail inspections become excessive, we will coordinate a meeting with the GC, Subs and Owner to discuss a way forward to minimize the failing inspections.

AUTHORIZATION

If this proposal is acceptable, please sign in the space provided to formalize the agreement. We note that the attached General Conditions are a part of this proposal.

We appreciate the opportunity of submitting this proposal and look forward to working with you on this project. Please contact us by phone 561-693-8093 or email at wesley.foster@pacificaes.com if any questions arise or if we may be of any service in any way.

Respectfully submitted,

Pacifica Engineering Services

Florida Certification of Authorization License No. 32328


Christopher Fernandez, P.E.
Department Manager


Wesley C. Foster, P.E.
Principal Engineer

Attachments: Cost Breakdown
 Project Data Sheet
 General Conditions

AUTHORIZED BY:	INVOICE TO:
Signature:	Firm:
Name:	Address:
Title:	
Date:	Attention:



LUMP SUM COST BREAKDOWN

	#	UNIT	RATE	TOTAL
I. MATERIAL TESTING SERVICES				
Proctor Test (Modified Methods)	2	Each	\$ 95.00	\$ 190.00
Engineering Technician (In-place Nuclear Density Tests)	98	Hours	\$ 50.00	\$ 4,900.00
Project Engineer (P.E.) (Project Management & Report Review)	10	Hours	\$ 110.00	\$ 1,100.00
Clerical (Report Preparation)	10	Hours	\$ 45.00	\$ 450.00
<i>Sub Total for Material Testing Services</i>				\$ 6,640.00
TOTAL LUMP SUM FEE				\$ 6,640.00

Notes:

- Contractor to schedule our services one business day prior by 3pm via email schedule@pacificaes.com.



FINDER 60.13.8.120.0040 120VAC 3PDT PLUG-IN RELAY (PFR)	1
FINDER 90.27 11-PIN RELAY SOCKET	1
FIS F1MW2X 12 PORT MINI WALL MOUNT FIBER OPTIC PATCH PANEL	1
FIS F1-ST6BKMUL MULTIMODE ST LOADED PLATE	2
FIS D288M2FISC ST-ST MULTI MODE PATCH CABLE, 6FT.	2
SQD PK9GTA LOAD CENTER EQUIPMENT GROUND BAR, 9-TERMINAL	1
PHOENIX CONTACT 2904598 QUINT4-PS/1AC/24DC/2.5/SC 24VDC 2.5A POWER SUPPLY	1
PHOENIX CONTACT 3044102 UT4 TERMINAL BLOCK	10
PHOENIX CONTACT 3047028 D-UT 2.5/10 END COVER	1
PHOENIX CONTACT 1201442 E/UK END STOP	2
PHOENIX CONTACT 1201413 E/UK 1 HIGH END STOP	4
PHOENIX CONTACT 3214259 UT 2.5-3L TRIPLE LEVEL FEED THRU TERMINAL, GRAY	32
PHOENIX CONTACT 3214314 END COVER, UT 2.5-3L TERMINAL, GRAY	2
PHOENIX CONTACT 3004100 FUSE TERMINAL BLOCK, 6.3A	13
BUSSMAN GMA-8-R 8A FUSE	1
BUSSMAN GMA-2-R 2A FUSE	3
BUSSMAN GMA-1-R 1A FUSE	9
WIRE, DUCT, HARDWARE & NAMEPLATES	LOT
UL 508A LABEL	1

ITEM NO.2	
PROJECT SERVICES	
ENGINEERING	LOT
SUBMITTALS	LOT
START-UP	LOT
TRAINING	LOT
PLC PROGRAMMING	LOT
O & M MANUALS	LOT
WARRANTY, 1-YEAR	LOT

SUMMARY

ITEMS NO.1 THRU NO.2

TOTAL SELL: \$70,000.00
PLUS TAX

SUBMITTALS 8-10 WEEKS
AFTER RECEIPT OF PURCHASE ORDER
FOB: JOB SITE
DEL: 22-24 WEEKS
AFTER APPROVED DRAWINGS
TERMS: NET 30 DAYS
(SUBJECT TO CREDIT APPROVAL)

WARRANTY: ALL WARRANTIES SHALL EXPIRE ONE (1) YEAR FROM DATE OF START-UP
FROM SELLER TO BUYER UNLESS SPECIALLY INDICATED OTHERWISE AND
WILL BE NULL AND VOID UNLESS MATERIALS ARE STORED UNDER PROPER
CONDITIONS DETERMINED BY C.C. CONTROL CORP.

JEFF NEEDS
jneeds@CCControlCorp.com



Energy Efficient Electric, Inc.
1600 Mercer Ave. Unit 6
West Palm Beach, FL. 33401
Phone (561) 655-7211 Fax (561) 655-9661
Mobile (561) 346-2083
E-Mail Address: sean@energyeff.com
State License #EC 0001096

June 13, 2025

Electrical Scope of Work

Water Treatment Plant 11 Membrane Expansion

Quote # 31974

We are pleased to provide your firm with our scope and proposal for the necessary electrical work on the above-referenced project. Our scope of work and proposal are based on a site visit, record drawings, and scope of work directive provided by Globaltech, Inc.


Included:

Sodium Hypochlorite/Flowmeter Demolition and Relocation

1. Electrical demolition of existing Hypo. skids.
2. Furnish and install conduit supports as needed.
3. Furnish and install conduit (PVC) and wire to Temporary Hypochlorite skid location (outside north wall of process bay).
4. Existing terminations to be reused for temporary hypochlorite skid.
5. Modify and reroute existing conduits as needed to accommodate new Sodium Hypochlorite skid locations (east wall of storage room under window).
6. Modify and reroute existing conduits as needed to accommodate new Flowmeter locations (east wall of storage room under window).
7. Electrical demolition of temporary skid.
8. Removal and relocation of emergency light currently above skids.
9. Install new wire to and from existing termination points in Hypo skids.
10. Wire terminations at new skid location.
11. Startup.

HVAC Panel Relocation

1. Electrical demolition of existing HVAC and fire Alarm components located east of MCC on South wall of electrical room.
2. Modify and reroute existing conduits to accommodate new location of HVAC panel (approximately 5' to the east of current location).
3. Furnish and install conduit supports as needed.
4. If needed, temporary A/C not included in this quote.
5. Relocation of Fire Alarm relay box



Energy Efficient Electric, Inc.
1600 Mercer Ave. Unit 6
West Palm Beach, FL. 33401
Phone (561) 655-7211 Fax (561) 655-9661
Mobile (561) 346-2083
E-Mail Address: sean@energyeff.com

Permeate/Concentrate Panel Relocation

1. Electrical demolition of Permeate/Concentrate panel in current location.
2. Furnish and install conduit supports as needed.
3. Furnish and install new conduit and wire to new Permeate/Concentrate panel location.
4. Terminations. Existing termination points in RIO to be reused.

New Membrane Skid

1. Install new Rio provided by Globaltech.
2. Furnish and Install conduit and wire for new RIO panel at skid location. Install fiber optic cable. Fiber optic cable, terminations, and testing provided by others.
3. Furnish and install conduit supports as needed.
4. Furnish and install new conduit and wire between new Rio and membrane skid instrument panel.
5. Furnish and install conduit and wire for new MOVs.
6. Furnish and install new breakers for MOVs.
7. Furnish and install new disconnects for MOVs.

Booster Pump

1. Furnish and install new feeder bucket in existing MCC.
2. Furnish and install new VFD. Siemens 6SL3220-3YE42-0UF0 (or Eaton equal)
3. Bucket/conduit/wire/VFD to be rated for 60hp pump motor max.
4. Furnish and install conduit supports as needed.
5. Furnish and install conduit and wire for new booster pump controls.
6. Furnish and install conduit and wire to booster pump location.
7. Pump motor terminations.



Energy Efficient Electric, Inc.
1600 Mercer Ave. Unit 6
West Palm Beach, FL. 33401
Phone (561) 655-7211 Fax (561) 655-9661
Mobile (561) 346-2083
E-Mail Address: sean@energyeff.com

Electric for New Membrane Feed Pump and Feeder Breaker

1. Furnish and install new 800-amp breaker in switchboard lineup.
2. Alterations to existing switchboard to accommodate new breaker.
3. Maximum expected shutdown duration:
 - a. 1 day for Measurements
 - b. 2 days for installation and commissioning.
4. Furnish and install conduit supports as needed.
5. Assist with installation of new VFD provided by Globaltech.
6. Furnish and install conduit and wire for power from SWBD to new VFD.
7. Furnish and install conduit and wire for new VFD controls.
8. Furnish and install conduit and wire between VFD and new Membrane feed pump. Conduits to be run overhead through process bay to new Membrane Feed Pump location.
9. Furnish and install conduit and wire for instruments pertaining to new pump at pump location (pressure etc.).
10. Motor terminations.
11. Startup.

Access Control Panels

1. Furnish and install new Access Control Panels on east storage room wall.
2. Furnish and install conduit and wire for power and communication to new Access Control Panels.
3. Furnish and install new conduit and wire to all entry/exit points currently controlled by existing panels.
4. Systematically transfer points from existing panels to new. Individual entry/exits points will temporarily be inoperable during the transfers.
5. Existing motion sensors, card readers, and maglocks to remain.
6. Replacement, troubleshooting, or repair of malfunctioning or otherwise inoperable existing equipment at entry/exit points is not included.
7. Demolition of existing access control panels on west storage room wall once new system is operational.
8. Refeed existing lighting in storage room after walls are removed (switch currently located on existing north wall of storage room).
9. Deletion of existing outlets on walls slated for demolition.
10. Testing and startup.
11. Programming required to integrate new Access Control System by others.



Energy Efficient Electric, Inc.
1600 Mercer Ave. Unit 6
West Palm Beach, FL. 33401
Phone (561) 655-7211 Fax (561) 655-9661
Mobile (561) 346-2083
E-Mail Address: sean@energyeff.com

Excluded:

1. Permit fees.
2. Concrete pads, concrete cutting and patching.
3. Temporary power.
4. Temporary A/C in electric room during relocation of panel (if applicable).
5. Membrane feed pump VFD, control panels, programming, PLC integration.
6. New power distribution panels.
7. Removal/setting/balancing/calibration of pump motors.
8. Alterations/additions of signals or power to Sodium Hypochlorite Skids other than what currently exists.
9. Components of Hypo skids (j-boxes, internal flex/wire).
10. Components of Permeate/Concentrate skid (j-boxes, internal flex/wire).
11. Alterations to existing membrane skids including existing Membrane Feed Pumps.
12. Fiber optic cable, terminations, and testing.
13. New instruments and analyzers (pressure, flow, etc.).
14. Integration of Access Control into Scada.

<u>Sodium Hypochlorite Skid Demo and Relocation</u>	<u>\$156,900</u>
<u>HVAC Panel Relocation</u>	<u>\$19,900</u>
<u>Permeate/Concentrate Panel Relocation</u>	<u>\$40,100</u>
<u>New Membrane Skid</u>	<u>\$116,600</u>
<u>Booster Pump</u>	<u>\$66,700</u>
<u>Electric for New Membrane Feed Pump and Breaker</u>	<u>\$476,350</u>
<u>Access Control</u>	<u>\$186,550</u>
<u>Bond</u>	<u>\$12,099</u>
<u>Lump Sum</u>	<u>\$1,075,199</u>

We appreciate the opportunity to quote your organization on this project. If you have any questions, please call me at the office.

Thank You Very Kindly,
Sean Viau
President

Total Safety Training & Consultants, LLC

South Florida Construction Safety Professionals

8259 N. Military Trail Suite 5
Palm Beach Gardens, FL 33014
Phone: (954) 679-9008 Cell: (954) 540-6241

Quotation For:

GlobalTech
901 Yamato Rd Suite #220
Boca Raton, FL 33431
(561) 997-6433

Quotation

DATE 4/29/2025
Quotation # 11669
Customer ID GLBT10393

Quotation valid until: 5/29/2025


Prepared by: Darrylle Hood
Executive Director

Project Information: Project: PBCWU Plant #11 Train Improv. Category: Safety & Health

PROJECT NUMBER	P.O. NUMBER	START DATE	END DATE	PROJECT DURATION	TERMS
WTP3	N/A	TBD	TBD	365 Days	TBD
QUANTITY	DESCRIPTION		UNIT PRICE	TAXABLE?	AMOUNT
52	Safety & Health Management / Weekly Jobsite Safety Inspections in compliance with OSHA 29 CFR 1926 standards for construction.		\$ 625.00	N	\$ 32,500.00
1	Site specific safety program in compliance with OSHA 1926 standards.		\$ 800.00	N	\$ 800.00
10	Employee Safety Training		\$ 169.00		\$ 1,690.00
Comments or Special Instructions: This quote is based on the estimated job duration and the frequency of requested services.				SUBTOTAL	\$34,990.00
				TAX RATE	0.00%
				SALES TAX	\$ -
				OTHER	\$ -
				TOTAL	\$ 34,990.00

If you have any questions concerning this quotation, contact: Darrylle Hood, (954) 540-6241, email: thesafetypro@gmail.com.

THANK YOU FOR YOUR BUSINESS!



HILLERS ELECTRICAL ENGINEERING, INC.

June 12, 2025

Amir Keyvanzad, P.E.
Project Engineer
Globaltech, Inc.
901 Yamato Rd., Ste 220
Boca Raton, Florida 33431

Subject: PBCWUD-25-035 - Palm Beach County WTP No. 11 Emergency Membrane Train Improvements Design-Build Scope

Dear Amir,

Hillers Electrical Engineering, Inc. (HEE) is pleased to provide Globaltech, Inc. with a proposal for the electrical and instrumentation design, Supervisory Control and Data Acquisition (SCADA) coordination assistance, and engineering services during construction for the above referenced Design-Build project. Our project scope consists of the following:

- Site visit, field data collection, and coordination meetings.
- Technical Memo (Draft and Final), 60%, 90%, and 100% design phase drawings.
- Attend a design review meeting at Tech Memo submittal, 60% submittal, 90% submittal, and respond to comments as well as incorporate them into the construction documents.
- Building department permitting services and incorporate into the construction documents.
- Attend pre-construction meeting
- Construction services include shop drawing review, request for information (RFI), field change directives, periodic site visits, field inspections, assist with loop-check, start-up, and testing.
- Provide record drawings and revised loop drawings.
- Perform coordination study and provide arc flash labels for new and modified switchboard, VFD units, and MCCs, where applicable.
- Coordination with the PBCWUD SCADA group for SCADA screen modification
- Note: PLC programming is excluded from Hiller’s scope and Globaltech’s software programmer will perform the PLC programming.

Below is the list of anticipated drawings:

E-1	Electrical Legend and Notes
E-2	Electrical Site Plan - Keyed Map
E-3	Electrical Site Plan - Sheet 1
E-4	Electrical Site Plan - Sheet 2
E-5	Existing Membrane Building - Membrane Room Demolition
E-6	Existing Membrane Building - Electrical Room Demolition
E-7	Demolition Photos - Sheet 1
E-8	Demolition Photos - Sheet 2
E-9	Existing Switchboard-1 One Line Diagram
E-10	Existing Switchboard-2 One Line Diagram
E-11	Existing MCC One Line Diagram
E-12	Existing Elevation Diagrams
E-13	Modified Switchboard One Line Diagram
E-14	Modified MCC One Line Diagram

23257 State Road 7, Suite 100, Boca Raton, Florida 33428 561-451-9165 Fax: 561-451-4886

E-15	Modified Elevation Diagrams
E-16	Electrical Schematic Diagram
E-17	Existing Access Control Riser - Demolition
E-18	Electrical Riser Diagrams - Sheet 1
E-19	Electrical Riser Diagrams - Sheet 2
E-20	Electrical Schedules - Sheet 1
E-21	Electrical Schedules - Sheet 2
E-22	Existing Membrane Building - Access Control Layout
E-23	Relocated Access Control and Hypo. Skids
E-24	Existing Membrane Room - Electrical Plan
E-25	Existing Membrane Building - Electrical Room Layout
E-26	Miscellaneous Electrical Layout
E-27	Electrical Details - Sheet 1
E-28	Electrical Details - Sheet 2
E-29	Electrical Details - Sheet 3
I-1	Instrumentation Legend and Symbols
I-2	Communication Block Diagram - Existing
I-3	Communication Block Diagram - Modified
I-4	P&ID - Overall Membrane System
I-5	P&ID - New Membrane System
I-6	P&ID - Miscellaneous System
I-7	P&ID - Existing Hypo Skid System - Demolition
I-8	P&ID - Relocated Hypo Skid System
I-9	Existing Permeate Panel and Concentrate Panel Relocation
I-10	Existing RIO-X Panel Modification
I-11	New RIO-X Panel Detail
I-12	Instrumentation Details - Sheet 1
I-13	Instrumentation Details - Sheet 2

Our proposed electrical and instrumentation design, and construction services lump sum fee is \$249,987.60.

HEE wishes to thank Globaltech, Inc. for the opportunity to provide this proposal. Please do not hesitate to call me if you have any questions regarding this proposal or any other matter.

Sincerely,



Thein Win, P.E., LEED AP
GT12X-DB WTP11 Emergency Membrane Skid Improvements Design-Build Scope.doc

PBCWUD WTP No. 11 Membrane Train Improvements Fee Breakdown (PBCWUD-25-035)									
HILLERS ELECTRICAL ENGINEERING, INC.									
Design-Build Scope Fee Breakdown									
Date: 6/12/2025									
	Raw Rate	\$84.00	\$69.00	\$55.00	\$52.00	\$47.00	\$30.00		
	Multiplier	2.93	2.93	2.93	2.93	2.93	2.93		
	Final Rate	\$246.12	\$202.17	\$161.15	\$152.36	\$137.71	\$87.90		
	Proj. Man.								TOTAL
PHASE OF WORK	Hours	Hours	Hours	Hours	Hours	Hours	Hours	Expenses	COST
WTP 11 - One New Membrane Skid and Feed Pump Addition inside the existing Building									
									\$148,873.30
Site Visits, Data Collections, Reivew of Record Drawings, etc.	4	12		36	24			\$12,200.52	
Tech Memo									
Draft and Final Tech Memo	12	44			58	12		\$20,890.90	
Tech Memo Meetings and Comments-Responses		6						\$1,213.02	
60% Design									
60% Drawings	12	86			136	4		\$39,420.22	
60% Review Meetings and Comments-Responses		8						\$1,617.36	
90% Design									
90% Drawings	14	72			112	2		\$33,601.24	
90% Review Meetings and Comments-Responses		8						\$1,617.36	
100% Design									
100% Drawings	12	68			88	2		\$28,995.28	
100% Review Meetings and Comments-Responses		8						\$1,617.36	
Permitting and Building Department Responses									
	4	16			24	2		\$7,700.04	
Construction Services									
Shop Drawings Review, Design Changes	12	86		72		16		\$32,716.38	\$101,114.30
Site Visits, Meetings		24		100				\$20,088.08	
Start-up, Testing		24		86				\$17,955.04	
Record Drawings		14		16	34	1		\$10,038.18	
Loop Check and Arc Flash Labels	4	34		12	36			\$14,644.14	
SCADA Coordination		16		16				\$5,672.48	
Total Hours	74	526		338	512	39			
Sub-Total	\$18,212.88	\$106,341.42		\$51,497.68	\$70,507.52	\$3,428.10			\$249,987.60

ATTACHMENT A

SCOPE OF SERVICES

PBCWUD Project No.: 25-035

Project Title: WTP No. 11 Membrane Train Improvements

Kimley-Horn and Associates, Inc. shall perform:

Globaltech requested a peer review of the process design and membrane plant upgrades for the Design Build execution of the PBCWUD WTP No. 11 RO Expansion project. Globaltech will provide the design-build services and Kimley-Horn and Associates, Inc. will perform a peer review of the design at each design deliverable stage. The general task will include the following items:

Task 1 – Preliminary Design Peer Review – This task will consist of a peer review of the preliminary design documents developed by Kimley-Horn and Associates, Inc. The review is anticipated to include technical memorandums or reports, design drawings, and specifications. Kimley-Horn and Associates, Inc. will provide technical staff proficient in reverse osmosis treatment processes to complete the review of the above documents.

The Kimley-Horn and Associates, Inc. will meet with the Kimley-Horn and Associates, Inc. team for review of the design deliverable package to discuss general process intent and discuss comments and questions resulting from the peer review. Kimley-Horn and Associates, Inc. will attend and participate in one additional design review meeting with the PBCWUD staff for comment collection and discussion of the design deliverable.

Task 2 – Final Design Peer Review – This task will consist of a peer review of the intermediate design documents developed by Globaltech. The review is anticipated to include technical memorandums or reports, design drawings, and specifications. Kimley-Horn and Associates, Inc. will provide technical staff proficient in reverse osmosis treatment processes to complete the review of the above documents. It is anticipated that the design deliverables will be prepared and reviewed at the 60%, 90% and final design stages. This task includes three design deliverable set reviews (60%, 90%, and final).

Kimley-Horn and Associates, Inc. will meet with the Globaltech team for review of each design deliverable package to discuss general process intent and discuss comments and questions resulting from the each stage of peer review. Three meetings with Globaltech are included within this task. Kimley-Horn and Associates, Inc. will attend and participate in three additional design review meetings with the PBCWUD staff for comment collection and discussion of the design deliverable.

Task 3 – Construction Phase Peer Review Services – Construction phase services are anticipated to be subsequent to the final design development. The Kimley-Horn and Associates, Inc. will visit WTP No. 11 with the Globaltech team for observation of the construction activity during the construction phase. Three site visits with Globaltech are included within this task. It is anticipated that Kimley-Horn and Associates, Inc. will need to support the construction phase of the project in a peer review and advisory role.

Task 4 – Record Drawing Peer Review – This task will consist of a peer review of the completed record drawings and design documents developed by Globaltech. The review is anticipated to include technical memorandums or reports, design drawings, and specifications. Kimley-Horn and Associates, Inc. will provide technical staff proficient in reverse osmosis treatment processes to complete the review of the above documents. This task includes one design deliverable set review of the record drawings.

Kimley-Horn and Associates, Inc. will visit WTP No. 11 with the Globaltech team for review of record drawing and record deliverable package, confirm actual installation and observe final startup testing. Four site visits with Globaltech are included within this task. Kimley-Horn and Associates, Inc. will attend the site visits to review the actual construction for comparison with the Record Drawings and observe the final startup testing to confirm operational consistency with the design process.

Project Fees: Kimley-Horn and Associates, Inc. shall perform the peer review services per the contract terms at the current fee rates established at the time of this authorization.

ATTACHMENT E BUDGET SUMMARY

Palm Beach County Water Utilities Department
Design-Build Contract
Resolution No.: R2023-0086 Contract Dated December 20, 2022
Consultant: Kimley-Horn and Associates, Inc.
Project Title: WTP No. 11 Membrane Train Improvements
PBCWUD Project No.: 25-035

Task Number	Task Description	Principal	Sr. Professional II	Sr. Professional I	Professional	Total Hours	Total Labor	Total Expenses	Total Labor and Expenses
	2024 Raw Rate >	\$ 118.86	\$ 99.62	\$ 95.68	\$ 64.62				
	Multiplier >	3.00	3.00	3.00	3.00				
	Bill Rate >	\$ 356.58	\$ 298.86	\$ 287.04	\$ 193.86				
TASK 1	Preliminary Design Peer Review						\$ -	\$ -	\$ -
	Project Deliverable Set Peer Review	4	24	24			\$ 15,487.92	\$ -	\$ 15,487.92
	Peer Review Meeting with Globaltech	0	6	4			\$ 2,941.32	\$ -	\$ 2,941.32
	PBCWUD Comment Review Meeting	0	6	4			\$ 2,941.32	\$ -	\$ 2,941.32
	Task 1 - Subtotal	4	36	32	0	72	\$ 21,370.56	\$ -	\$ 21,370.56
TASK 2	Final Design Peer Review								
	Project Deliverable Set Peer Review (60, 90, Final)	12	72	72	0		\$ 46,463.76	\$ -	\$ 46,463.76
	Peer Review Meetings with Globaltech (3 meetings)	0	18	12	0		\$ 8,823.96	\$ -	\$ 8,823.96
	PBCWUD Comment Review Meetings (3 meetings)	0	18	12	0		\$ 8,823.96	\$ -	\$ 8,823.96
	Task 2 - Subtotal	12	108	96	0	216	\$ 64,111.68	\$ -	\$ 64,111.68
TASK 3	Construction Phase Peer Review Services								
	Site Visits for Construction Observation (3 site visits)	8	30	30			\$ 20,429.64	\$ -	\$ 20,429.64
	Task 3 - Subtotal	8	30	30	0	68	\$ 20,429.64	\$ -	\$ 20,429.64
TASK 4	Record Drawing Peer Review								
	Project Deliverable Set Peer Review	4	24	24	0		\$ 15,487.92	\$ -	\$ 15,487.92
	Peer Review Meeting with Globaltech	0	6	4	0		\$ 2,941.32	\$ -	\$ 2,941.32
	Site Visits for Record Drawing Observation (1 site visits)	0	10	10	0		\$ 5,859.00	\$ -	\$ 5,859.00
	Site Visits for Startup and Testing (3 site visits)	8	30	30	0		\$ 20,429.64	\$ -	\$ 20,429.64
	Task 4 - Subtotal	12	70	68	0	150	\$ 44,717.88	\$ -	\$ 44,717.88
	Labor Subtotal Hours	36	244	226	0	506			
	Labor Raw Costs	\$ 4,278.96	\$ 24,307.28	\$ 21,623.68	\$ -		\$ 50,209.92		
	Labor Subtotal (Bill Rate * Labor Subtotal Hours)	\$ 12,836.88	\$ 72,921.84	\$ 64,871.04	\$ -		\$ 150,629.76		
	PROJECT TOTAL					506	\$ 150,629.76	\$ -	\$ 150,629.76

ROVN & PHILLIPS, Inc.
PROFESSIONAL SURVEYING SERVICES

June 12, 2025

Mr. Jake Slattery
Global Tech
901 Yamato Road, Suite 220,
Boca Raton, Florida 33431

**Re: PBC WTP11 Membrane Process Building -Train Improvements Design
Specific Purpose Survey**

Dear Jake:

Thank you for the opportunity to provide you with the following services for the subject site. This proposal is based on documentation and information provided by your office. The scope of services is as follows:

SCOPE OF SERVICES

I HORIZONTAL PROJECT NETWORK CONTROL

The survey will be oriented to Palm Beach County horizontal control (NAD 83/11 Adjustment). We will obtain the sectional and geodetic control information from the Palm Beach County Survey Department.

II. VERTICAL PROJECT NETWORK CONTROL

A level run will be performed onsite using the existing Palm Beach County benchmarks (NAVD 1988). At least two benchmarks will be set onsite.

ID. SPECIFIC PURPOSE SURVEY

A specific purpose survey will be done at the site tying in all visible and attainable fixed improvements and utilities. This will include but not be limited to piping, building, pavement, walks, utilities, and drainage structures. The survey will be done in accordance with your email dated June 9, 2025. The approximate limits are shown outlined in red on the *Membrane Process Building Overall Plan* prepared by CDM, marked up by you, and included with this proposal as Attachment 'B'. We will survey the piping in the areas boxed in blue for the tie-in connection outside the building. For the area boxed in red, we will scan using GPR and then survey the piping encased in concrete and located inside the building.

IV. UNDERGROUND UTILITY TARGETING

We will scan and target the underground utilities that service the site. We will scan the area boxed in blue and red on Attachment 'B'. The red boxed-in area is inside the building and has piping encased in concrete. We will utilize GPR (ground penetrating radar) to scan. However, the concrete and rebar may be a problem but we will give it our best shot. We will then locate the designated utilities and add them to the survey. No test holes are proposed.

1860 Old Okeechobee Road • Suite 509 • West Palm Beach, Florida 33409

M:\PROPOSALS\BY COMPANY\GLB d31\ P1 11brafecr,l,n {&12,, || m 11,tris @i 1 1 Membrane Train Improvements Specific Purpose Survey.doc

Notes:

When providing electronic depth reading with either GPR or electromagnetic locating equipment, there is always a margin of error and are not 100% accurate.

Subsurface Utility Designating does not guarantee that all utilities will be found. Work will be performed will adhere to ASCE Standard 38-02, Quality Level B, "Standard Guidelines for the Collection and Depiction of Existing Subsurface Utility Data".

Call Sunshine 811 before digging.

V. ITEMS NOT INCLUDED

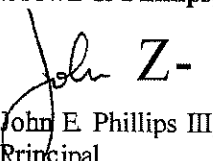
The proposed boundary and topographic survey will **not** include the following items:

- a. Sub-surface foundations of structures
- b. Storm and sanitary sewer inlets of recessed or debris-filled structures
- c. Roof drains
- d. Sprinkler heads
- e. Overhead clearances (signal heads, wires, bridges, roofs, overhangs, walkways, etc.)
- f. Temporary features such as trailers, movable barriers/fences, solar lighting, etc.
- g. Not a boundary survey

VI. CLOSURE

A drawing will be produced which will show all the features located. We propose to provide Global Tech with hard copies, a digitally signed PDF file, and an AutoCAD file in the version requested. We will perform the scope of services for a **lump sum fee of \$17,586.02** (\$12,586.02 for the survey and \$5,000.00 for utility targeting), see Attachment 'A' for an hourly breakdown. Any additional work will be done on an hourly basis as approved by you. Please do not hesitate to call me with any questions you might have regarding this proposal. We look forward to working with you on this project.

Brown & Phillips, Inc.


John E. Phillips III, P.L.S.
Principal

Attachment

JEP/mb

This Proposal accepted this ___ day of ___, 2025

By: _____
Globaltech

Print Name: _____

Title: _____

ATTACHMENT 'A'

PBC WTP11 Membrane Process Building - Train Improvements Design

Type of Survey: Specific Purpose
Date: June 12, 2025

TASK	SURVEY CREW	CADD TECH	SURVEY TECH	PLS	COMMENTS
Meetings and Coordination				2	
Horizontal Project Network Control	4		1		Find control points
Vertical Project Network Control	4		1		Establish onsite benchmarks
Tie In Improvements and Cross Sections	32		9	4.5	Locate above ground features, cross sections & spot elevations, obtain as-built data
Underground Utilities	5		2		Field locate flagged utilities
Drawing		30	6	3	Prepare specific purpose survey
Total Hours:	45	30	19	9.5	
Rate/Hour	\$151.80	\$93.00	\$93.00	\$126.00	
Subtotal:	\$6,831.00	\$2,790.00	\$1,767.00	\$1,197.00	
Total Labor Cost:					\$12,585.00

Direct Costs:

Utility Targeting

Total Direct Costs:

TOTAL PRICE

2.5

day

\$2,000.1

\$5,001.02

\$17,586.02



June 6, 2025

Revised 06-10-25

Amir Keyvanzad, P.E.
Project Engineer
Globaltech
901 Yamato Road, Suite 220
Boca Raton, FL 33431

**RE: WTP Plant 11 Membrane Train Improvement, Belle Glade
New Cartridge Filter
Membrane Unit #5
Pump Pads and Pipe Support**

Dear Amir,

With reference to your email dated 05-28-25, Lakdas/Yohalem Engineering Inc. (LYE) would be pleased to provide structural engineering services for the above-referenced project.

LYE Services Include the Following:

Design Services

- Review Existing Construction Documents
- Structural Analysis and Design
- Detail Drawings (30,60,90 100)
- Material and Construction Specifications
- Sign and Seal Documents for the Building Department

Our fee for the said service would be \$46,837.98

Pre-Construction Phase

- Reply to Building Department Review Comments
- Review Shop Drawings

Our fee for the said service would be \$2,538.60

Construction Phase

- Provide Periodic Site Visits During Construction
 - Belle Glade WTP (4 Inspections)

Our fee for the said services would be \$3,723.34

Our total fee for the said services would be \$53,099.92

- 2211 N.E. 54th Street, Ft. Lauderdale, FL 33308 – (954) 771-0630 – Fax (954) 771-0519
 - 580 Village Blvd. Suite 325 West Palm Beach, FL 33409
 - 16250 NW 59 Ave, #207A, Miami Lakes, FL 33014
- Lye@lyengineering.com



Please provide us with a purchase order so we can schedule the site visit.

Sincerely,

Lakdas Nanayakkara, P.E. 37590

Accepted By: Amir Keyvanzad, P.E.

7/15/2025

Date

- 2211 N.E. 54th Street, Ft. Lauderdale, FL 33308 – (954) 771-0630 – Fax (954) 771-0519
 - 580 Village Blvd. Suite 325 West Palm Beach, FL 33409
 - 16250 NW 59 Ave, #207A, Miami Lakes, FL 33014
- Lye@lyengineering.com

Revised 06-10-25

Structural Engineering Services
Water Treatment Plant 11 Membrane Train Improvement
Belle Glade

LYE Salary Cost

[illegible]

VENDOR QUOTE SUMMARY

WTP 11 Membrane Expansion

WO-9

GT #120501

Bid Section	Description	Vendor/Contractor	Cost	Note
2 - SITEWORK	Locates	Pacifica	\$ 2,400.00	SELECTED VENDOR
11 - EQUIPMENT	Membrane Feed Pumps	Sulzer	\$ 221,221.00	SELECTED VENDOR
11 - EQUIPMENT	Eaton 18 Pulse VFD 600 HP	Eaton/Howard Woodrow	\$ 173,250.00	SELECTED VENDOR
11 - EQUIPMENT	PX-Q260	Energy Recovery	\$ 99,188.01	SOLE SOURCE
11 - EQUIPMENT	Booster Pump	Energy Recovery	\$ 41,882.85	SOLE SOURCE
11 - EQUIPMENT	Cartridge Filter	Fil-Trek	\$ 42,329.40	SELECTED VENDOR
21 - I&C	ENGINEERING	C.C. Control	\$ 70,000.00	SBE - TEAM
26 - ELECTRICAL	ENGINEERING	ENERGY EFFICIENT ELECTRIC	\$ 1,075,199.00	SBE - TEAM
40 - PROCESS INTERCONNECTIONS	RO Train	Aerex	\$ 1,978,150.00	SELECTED VENDOR
40 - PROCESS INTERCONNECTIONS	HDPE Yard Piping	HDPE, Inc.	\$ 39,176.88	SELECTED VENDOR
40 - PROCESS INTERCONNECTIONS	Cartridge Filter	McDade Waterworks	\$ 41,886.03	SELECTED VENDOR
40 - PROCESS INTERCONNECTIONS	Feeder Pipe	McDade Waterworks	\$ 175,372.26	SELECTED VENDOR
40 - PROCESS INTERCONNECTIONS	Cleaning Pipe	McDade Waterworks	\$ 89,804.51	SELECTED VENDOR
40 - PROCESS INTERCONNECTIONS	Permeate Pipe	McDade Waterworks	\$ 21,087.35	SELECTED VENDOR
40 - PROCESS INTERCONNECTIONS	Concentrate Pipe	McDade Waterworks	\$ 41,156.04	SELECTED VENDOR
40 - PROCESS INTERCONNECTIONS	PX & Booster Pump	McDade Waterworks	\$ 66,448.98	SELECTED VENDOR
41 - RENTAL EQUIPMENT & MISC.	SAFETY PROGRAM	TOTAL SAFETY TRAINING	\$ 34,990.00	SBE - TEAM
100 - ENGINEERING	ENGINEERING	Brown & Phillips	\$ 17,586.02	SBE - TEAM
100 - ENGINEERING	ENGINEERING	Lakdas/Yohalem Engineering	\$ 53,099.92	SBE - TEAM
100 - ENGINEERING	ENGINEERING	Kimley-Horn and Associates	\$ 150,629.76	SELECTED VENDOR - PBC Preferred
100 - ENGINEERING	ENGINEERING	Pacifica	\$ 6,640.00	SBE - TEAM
100 - ENGINEERING	ENGINEERING	American Water Chemicals	\$ 3,872.33	SBE - TEAM
100 - ENGINEERING	ENGINEERING	Hillers Electrical Engineering	\$ 249,987.60	SBE - TEAM



Flow Equipment
Phone
Fax
www.sulzer.com

TRIPPENSEE SHAW INC
Attention Todd Shaw & Lorri Anne Barnett
35207 WILLIAM LN
EUSTIS, Florida 32736-9022
UNITED STATES

Contact Dakota Walker
Department / Unit Application Engineer
Phone
Mobile phone
E-mail dakota.walker@sulzer.com
Date 08 May 2025

BUDGET QUOTATION

Project: Palm Beach County WTP 11
Inquired at:
SULZER-Reference: USA.0518-NWW.25.0518-B0
Revision: 0

Dear Todd Shaw & Lorri Anne Barnett ,

Thank you for your above referenced inquiry. We are pleased to submit our quotation, which is based on the technical and commercial information attached hereto.

ItemNumber	Service	ItemQuantity	PumpSize	Unit Item Price	Extended Item Price
001	Membrane Feed Pump	1	MBN100-300	USD 221,221	USD 221,221
002	Interstage Boost Pump	1	CPE 21-3 (4x3x8) O	USD 34,121	USD 34,121
Grand Total					USD 255,342

We are confident you will find our quotation in line with your requirements. In case you have any questions, please do not hesitate to contact us.

Yours Sincerely

Chuck Smith
Regional Sales Manager

Dakota Walker
Applications Engineer

SCOPE OF SUPPLY:	This proposal is strictly limited to what is described in the Scope of Supply, Price Summary Page and Data Sheets. Any additional requirements of equipment, components, accessories, tests, services or documentation will be subject to Sulzer's review and approval and may require modifications to price and/or delivery schedule.
VALIDITY:	This proposal is valid for a period of 30 days from and including TODAY'S DATE.
PRICE:	The price quoted is for all items purchased at one time.
PAYMENT TERMS:	Net 30 days.
TERMS OF DELIVERY:	Terms of Delivery shall be CPT - Factory per INCOTERMS® 2020 on the date of the Purchase Order as published under the name "Incoterms" by the International Chamber of Commerce.
FREIGHT:	Excluded.
DELIVERY TIME:	Lead time is 38 weeks after release to manufacturing. Actual delivery schedule at the time of booking is based on current factory loading and parts availability.
WARRANTY:	12 months from commissioning or 18 months from shipment whichever is the sooner.
COMMISSIONING AND START UP SERVICE:	Not included.
QUALITY-STANDARDS:	All our manufacturing locations are ISO 9001-2000 certified.
EXPORT CONTROL:	The commodities, technology or software in this Quotation are subject to the U.S. Export Administration Regulations (EAR). Exporting from the United States may require an export license. Diversion of these items contrary to U.S. law is prohibited. Please contact us if you have any questions.
ORIGIN OF THE PUMPS:	Seller is a global company that sources from a supply chain consisting of its own factories and foundries, and those of its qualified sub-suppliers. Pricing and delivery offered in this proposal are based upon the use of Seller's qualified global supply chain, including specific sub-suppliers listed below, if any. Seller reserves the right to substitute, at its sole discretion, any sub-supplier and material specified in this proposal with similarly qualified sources and suitable material based on conditions at the time of actual purchasing.
TERMS AND CONDITIONS:	Our standard terms and conditions are attached. Any increase in Seller's cost of transporting the Goods arising after issuance of this order caused by any change in law, regulation, tax, tariff, customs duty rate, through put fee or otherwise shall be grounds for a change order and shall be charged to Buyer.

Scope of Supply			
Customer	TRIPPENSEE SHAW INC	Sulzer Reference ID	USA.0518-NWW.25.0518-B0
Project Name		Inquiry Date	
Customer reference		Bid Submitted Date	
Item number	001	Date Last Saved	08 May 2025 3:16 PM
Application	Not specified	Type / Size / Stages	MBN100-300 / 2
Pump speed	3575 rpm		

Pump and Accessories	
Qty	Description
1	<div>MBN100-300/2</div> <div>MBN, Multistage ring section pump</div> <div>Construction Temperature range: Standard (under 100 °C/ 212 °F) Pressure range: Standard (up to 90 bar / 1305 psi)</div> <div>Quality requirement Conformity: CE 2006/42/EC Design standard: EN ISO 5199 EX-Classification: No (Safe area)</div> <div>Pump and accessories Hydraulic performance acceptance grade ISO 9906 / HI 14.6 Grade 2B Guaranteed efficiency</div> <div>Materials of construction Case material: Super duplex steel (ASTM A890 5A) Impeller material: Super duplex steel (ASTM A890 5A) Case wear ring material: PEEK100 Wetted non casted alloys : Super duplex 2507 or comparable grade Shaft material: Super duplex 2507 (EN1.4410) Bearing housing material: Grey cast iron (ASTM A48 CL35B) Balance piping material: Sup. austenitic 254SMO tube</div> <div>Surface treatment Painting method: Standard, atmospheric-corrosivity C4, ISO 12944-2 Color shade: Light grey (NCS1700)</div> <div>Casing Suction flange drilling: EN 1092-1 PN10 Discharge flange drilling: EN 1092-1 PN40 Flange direction (seen from DE side): Up-To-Left , 2 in GA layout</div> <div>Shaft seal Shaft seal type: Cartridge single mechanical seal on shaft Shaft seal fluid: Without fluid Flush plan schematic: Plan 02</div> <div>1<div>Mechanical seal type: Sulzer TS1 Mechanical seal body material: Super duplex 2507 (EN 1.4410 / UNS S32750) Mechanical seal elastomer material: EPDM, Ethylene propylene Mechanical seal faces: C/SiC Shaft seal guard material : Austenitic 316SS</div></div> <div>Bearing unit Bearing lubrication type: Grease lubrication Bearing isolation: Standard labyrinth ring</div> <div>Coupling Coupling service factor: 1,25</div> <div>1<div>Coupling size: User freetype (special)</div></div> <div>1<div>Coupling guard material: Galvanized steel Coupling guard surface treatment: Painting C4, ISO 12944-2</div></div>

Pump and Accessories	
Qty	Description
1	Coupling guard colour shade: Standard safety yellow , NCS 0582-Y09R
	Baseplate
	Baseplate type: Standard baseplate
	Baseplate material: Carbon steel
	Foundation screw: Grouted
1	Baseplate surface treatment: Painting C4, ISO 12944-2
	Baseplate color shade: Standard, NCS 1700
	Packing
	Packing type: Seaworthy packing, Case
	Product protection: Plug for connections
1	Product protection: Board cover for flanges
	Tests
	Performance tests
	Performance tests : Hydraulic performance test, water; > 10 kW, > 13 HP; ISO 9906 / HI 14.6, Grade 2B (without certificate)
	Material tests
	Material tests: Material test EN 10204-2.1, Wet casting parts and shaft
1	Rotor assembly balancing
	ISO 21940 G2.5 2-plane (without certificate)
	Hydrostatic pressure test
	Hydrostatic pressure test: Hydrostatic pressure test EN 12162 30 minutes (without certificate)

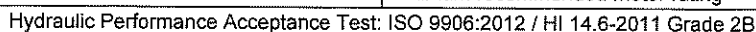
Driver	
Qty	Description
1	Motor
	Motor details: 500HP 2Pole 5011LS 460V SD TEFC SMALL AC MOTOR
	Frame size: 5011LS

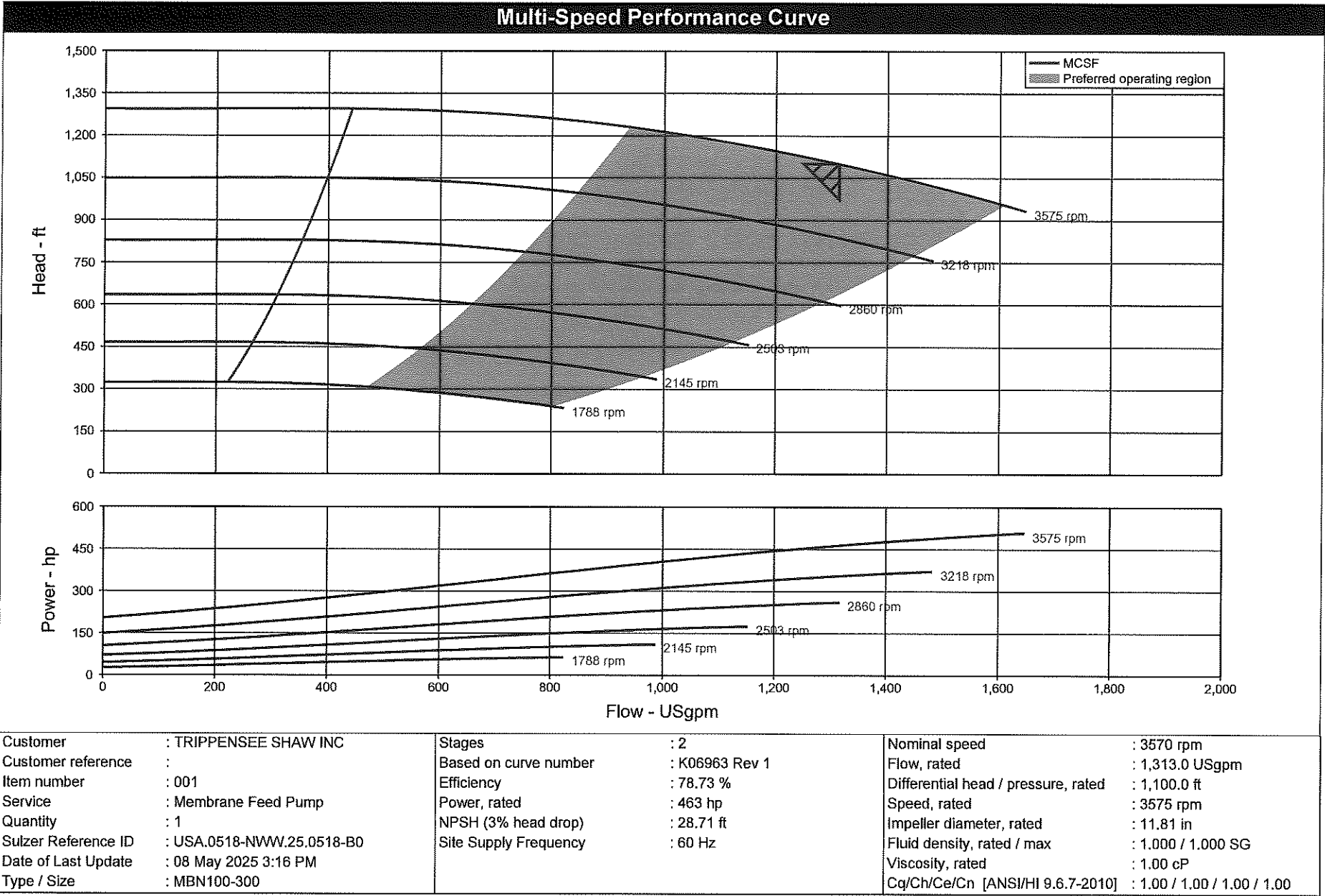
Operating Conditions		Liquid	
Flow, rated	: 1,313.0 USgpm	Liquid type	: Water
Differential head / pressure, rated (requested)	: 1,100.0 ft	Additional liquid description	:
Suction pressure, rated / max	: 0.00 / 0.00 psi.g	Solids diameter, max	: 0.00 in
NPSH available, rated	: Ample	Solids concentration, by volume	: 0.00 %
Site Supply Frequency	: 60 Hz	Temperature, rated / max	: 68.00 / 68.00 deg F

Impeller diameter, rated	: 11.81 in		
Impeller diameter, maximum	: 12.05 in		
Impeller diameter, minimum	: 10.24 in		

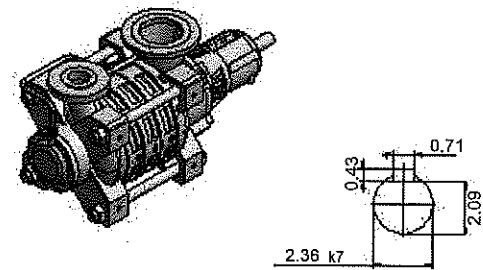
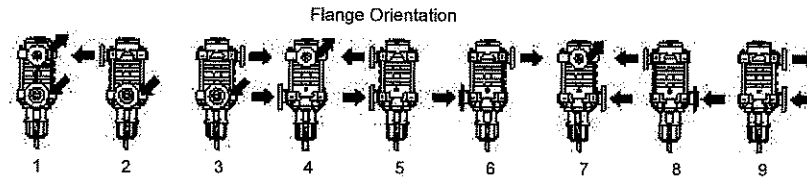
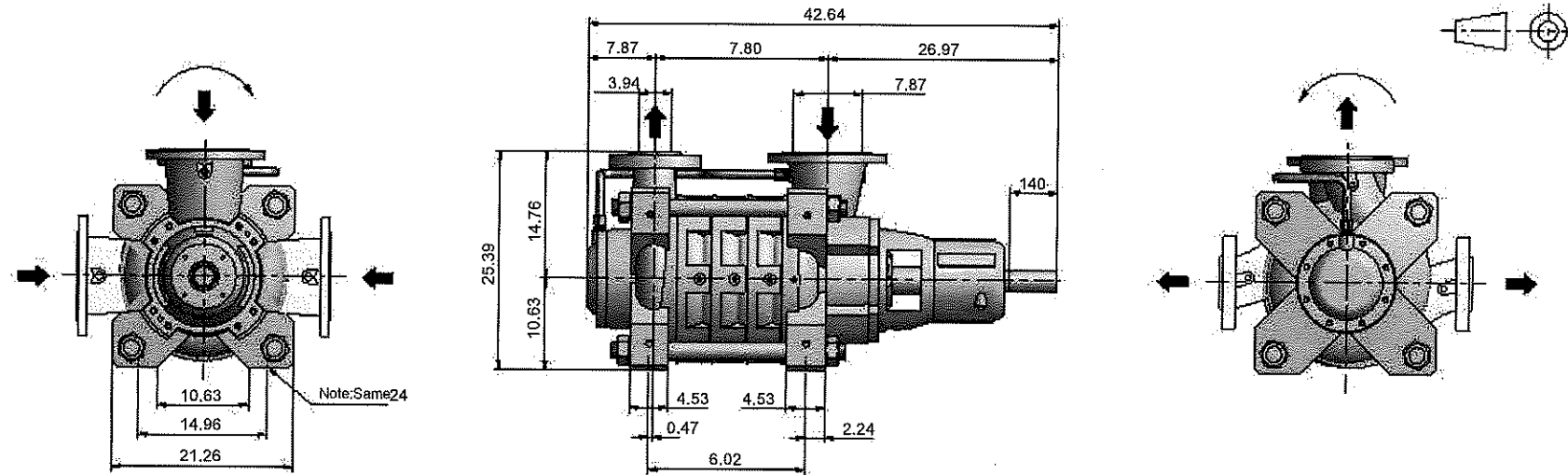
Material	
Material selected	: Super Duplex Steel - ASTM A890 5A (4T / J0267)

Head rise to shutoff	: 17.67 %	Driver & Power Data (@Max density)	
Flow, best eff. point	: 1,340.8 USgpm	Driver sizing specification	: Rated power
Flow ratio, rated / BEP	: 97.93 %	Margin over specification	: 0.00 %
Diameter ratio (rated / max)	: 98.04 %	Service factor	: 1.00
Head ratio (rated dia / max dia)	: 96.08 %	Power, hydraulic	: 365 hp
Cq/Ch/Ce/Cn [ANSI/HI 9.6.7-2010]	: 1.00 / 1.00 / 1.00 / 1.00	Power, rated	: 463 hp
Selection status	: Acceptable	Power, maximum, rated diameter	: 509 hp
		Minimum recommended motor rating	: 500 hp / 373 kW





Dimensions in inches - NOTE: DO NOT USE FOR CONSTRUCTION UNLESS CERTIFIED



MOTOR INFORMATION

Power	500 hp
Frame size	-
Synchronous speed	3600 rpm
Voltage	User freetype (special)
Frequency	60 Hz
Enclosure	TEFC

WEIGHTS

Pump	1,483.7 lb
Baseplate	N/A
Motor	N/A
TOTAL	1,483.7 lb

TENDER SUMMARY

Sulzer Reference ID	USA.0518-NWW.25.0518-B0
Project name	
Customer	TRIPPENSEE SHAW INC
Customer reference	
Item number	001
Date Last Saved	2025-05-08 19:49:48
Service	Membrane Feed Pump

PUMP INFORMATION

Rated speed	3575 rpm
Pump Size	MBN100-300
No. of Stages	2

FLANGES

	Size	Drilling
Suction Flange	DN 200	PN10
Discharge Flange	DN 100	PN40

SULZER
General Arrangement Drawing

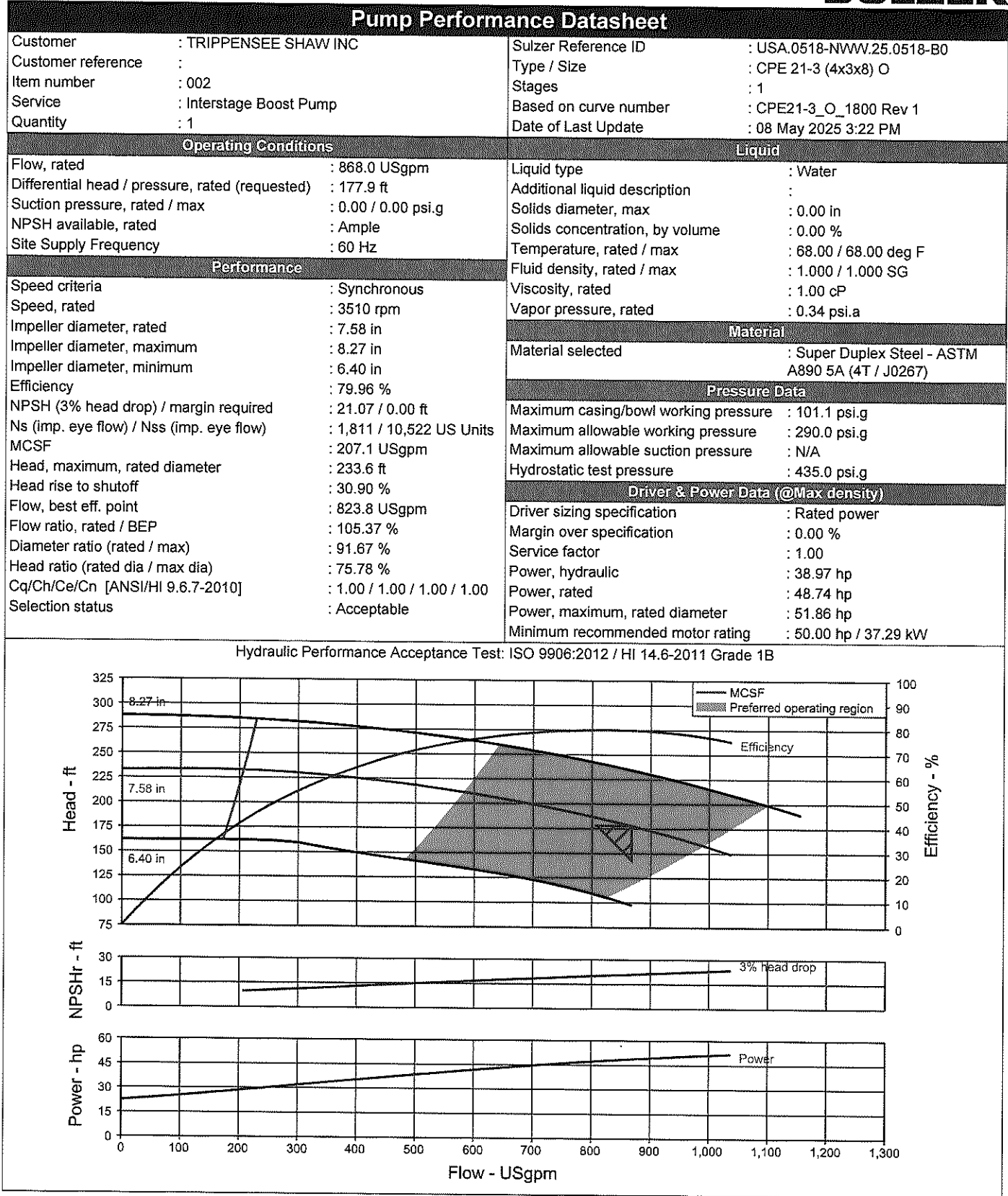
Scope of Supply			
Customer	TRIPPENSEE SHAW INC	Sulzer Reference ID	USA.0518-NWW.25.0518-B0
Project Name		Inquiry Date	
Customer reference		Bid Submitted Date	
Item number	002	Date Last Saved	08 May 2025 3:22 PM
Application	Not specified	Type / Size / Stages	CPE 21-3 (4x3x8) O / 1
Pump speed	3510 rpm		

Pump and Accessories	
Qty	Description
1	<p>CPE 21-3 (4x3x8) O</p> <p>Chemical end suction single stage process pump Dimension designation: A70</p> <p>Quality requirements Quality requirements CE 2006/42/EC ASME B73.1-2012</p> <p>Pump and accessories Shaft tolerance and flange unit selection in GA US unit (NPS) Hydraulic performance acceptance grade HI 14.6-2011 / ISO 9906:2012 Grade 1B Guaranteed efficiency</p> <p>Impeller Impeller type: Semi-Open</p> <p>Materials of construction</p> <p>1 Volute case : Super duplex 2507 (ASTM A890 5A) Impeller : Super duplex 2507 (ASTM A890 5A) Case cover: Super duplex 2507 (ASTM A890 5A) Wetted non casted alloys: Super duplex 2507 (UNS S32750) Shaft: Duplex 2205 (UNS S32205 / EN1.4462) Bearing adapter: Ductile Iron (ASTM A395 60-40-18) Bearing housing : Grey cast iron (ASTM A48 CL35B)</p> <p>Surface treatment Painting method: Standard, atmospheric-corrosivity C4, ISO 12944-2 (less or equal than 300F) Color shade: Light grey (NCS1700)</p> <p>Volute case Flange drilling: ASME B16.5 Class 150, Flat Face Casing connections Casing drain Recirculation pipe (Discharge) Pressure (Suction & Discharge) Casing fasteners: Hex bolt, 316SS Gasket material: REINZ AFM 34</p> <p>Shaft seal Cartridge single, sleeve installation Shaft seal fluid: Without fluid Seal chamber type: Large bore</p> <p>1 Mechanical seal type: AES, CURC+ Mechanical seal body: Super Duplex (UNS S32750) Shaft seal faces: C/SiC Shaft seal elastomer material: FKM, Fluorocarbon</p> <p>Bearing unit Bearing lubrication type: Oil bath equipped with oil slinger Bearing seal: Inpro VBX isolator</p>

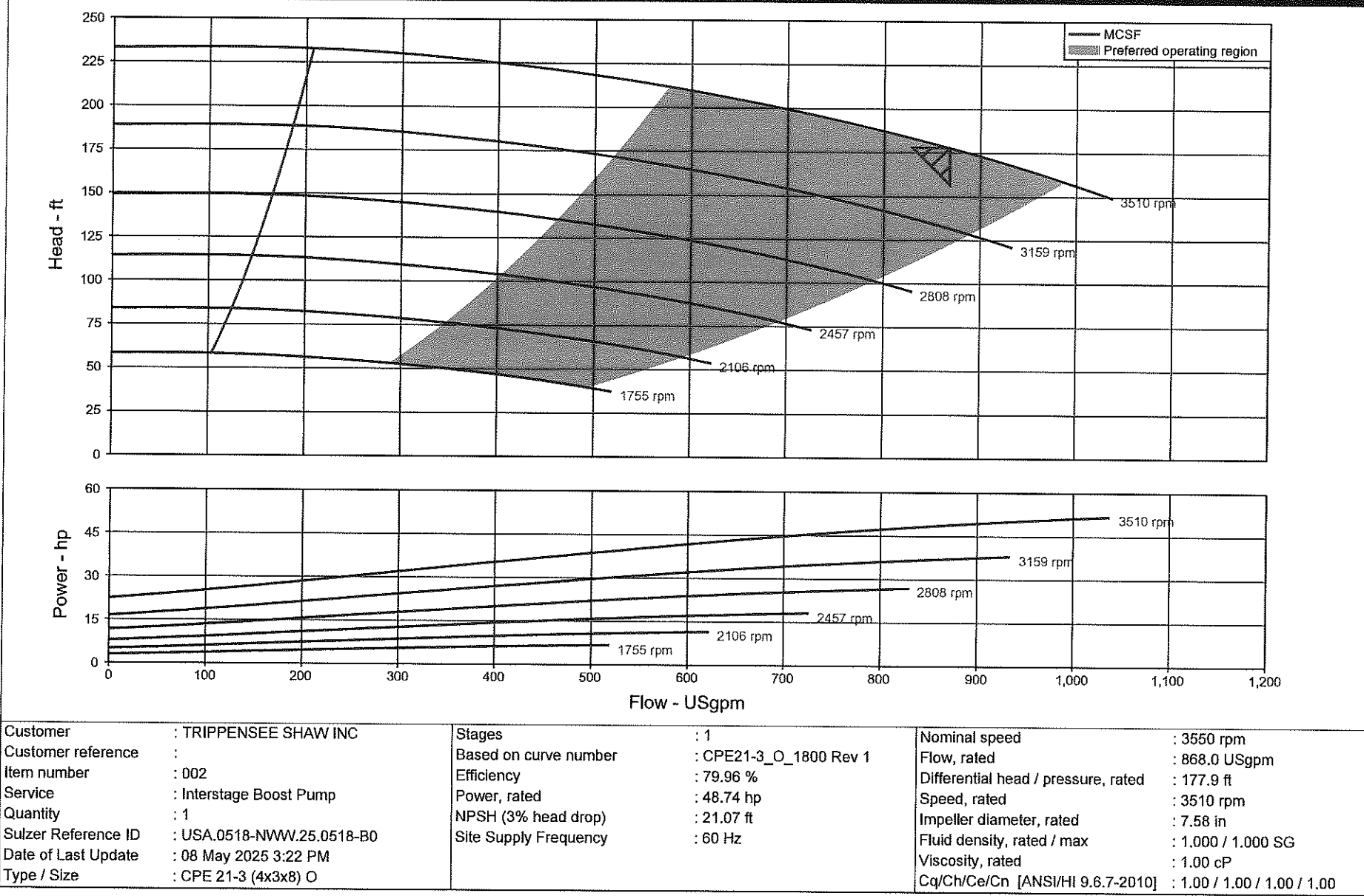
Pump and Accessories	
Qty	Description
	Coupling
	Coupling service factor: 1.20
1	Coupling size: Rex Viva VS130
1	Coupling guard : Painted galvanized steel
	Baseplate
1	Baseplate type: ANSI style 1 (Formed steel)
	Baseplate Size: ANSI Base #264
	Baseplate surface treatment: Atmospheric-corrosivity C4, ISO 12944-2
	Other parts
	Shaft seal guards material: Stainless steel (304SS)
	Packing
	Packing Type: Standard domestic packing

Driver	
Qty	Description
	Motor
1	Motor detail: WEG Severe duty 2 poles 50HP TEFC 326TS 208-230/460V Foot-mounted

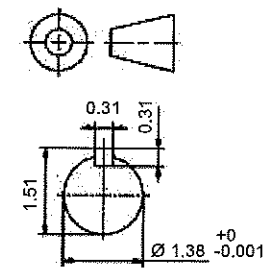
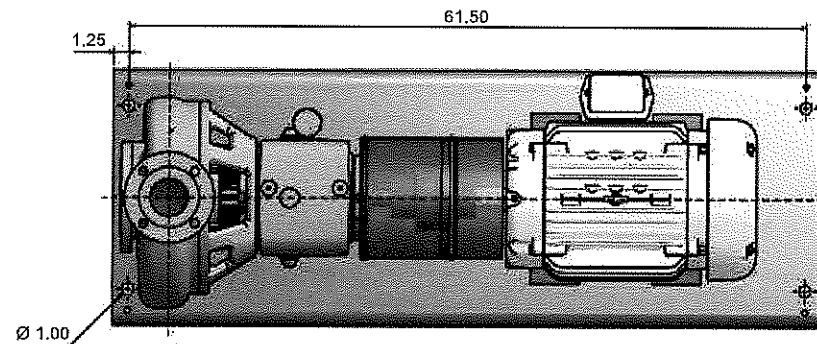
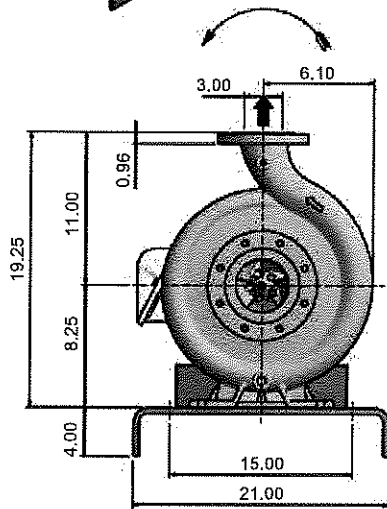
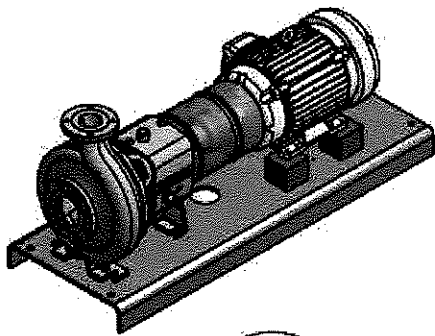
Tests	
Qty	Description
	Tests
	Performance tests
	Hydraulic performance test, water ISO 9906:2012 /HI 14.6-2011 Grade 1B (Without test report)
	Material and NDT tests
	Material test EN 10204:2004-2.2, wet casting parts and shaft
	Impeller balance test
	Impeller balance test ISO 21940-11:2016 Grade 6.3 One Plane (Without test report)
	Hydrostatic pressure test
	Hydrostatic pressure test ASME B73.1, 10 minutes with water at 1.5 x maximum design pressure (Without test report)



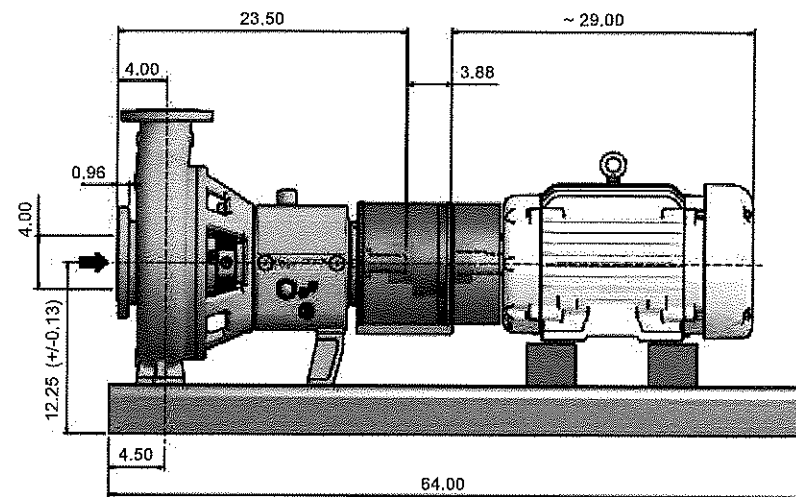
Multi-Speed Performance Curve



Dimensions in inches - NOTE: DO NOT USE FOR CONSTRUCTION UNLESS CERTIFIED



Pump shaft



MOTOR INFORMATION

Power	50.00 hp
Frame size	326TS
Synchronous speed	3600 rpm
Voltage	208-230/460V
Frequency	60 Hz
Enclosure	TEFC

PUMP INFORMATION

Rated speed	3510 rpm
Pump Size	CPE 21-3 (4x3x8) O
No. of Stages	1

WEIGHTS

Pump	260.0 lb
Baseplate	308.0 lb
Motor	573.0 lb
TOTAL	1,141.0 lb

FLANGES

	Size	Drilling
Suction Flange	NPS 4	150#
Discharge Flange	NPS 3	150#

TENDER SUMMARY

Sulzer Reference ID	USA.0518-NWW.25.0518-B0
Project name	
Customer	TRIPPENSEE SHAW INC
Customer reference	
Item number	002
Date Last Saved	2025-05-08 19:47:43
Service	Interstage Boost Pump

SULZER
General Arrangement Drawing

Product Information Packet

June 26, 2024

Data shown is for the current revision model #. Ensure your nameplate model # matches.

Model Number:	5KS511SAA179B
Catalog Number:	Q543
Instruction Manual:	GEI-56128
Connection Diagram:	GEM2034E-FIG20
Outline Drawing:	239C6B00MR

Accessory Connection Diagrams			
Bearing Thermocouple:	None	Heater:	3027JE-1C
RTD:	None	Thermistor:	None
Thermostat:	None	Winding Thermocouple:	None
Bearing RTD:	None		

Table of Contents	
Specification	01
Performance Characteristics	02
Outline Drawing	03
Connection Drawing(s)	04
Spare parts	05

Marks:

MODEL NUMBER:	5KS511SAA179B	Estimated Weight:	5626 Lbs
Outline Drawing:	239C6B00MR	Time Rating:	CONT
Connection Diagram:	GEM2034E-FIG20	Enclosure:	TEFC
Instruction Book:	GEI-56128	Encl Construction:	SD
Design Code:	50BD0110A	Ambient Max(°C):	40
Type:	KS	Alt Ambient Max(°C):	--
Frame:	5011LS	Insulation Class:	F
Phases:	3	NEMA Design:	B
Poles:	2	Nominal Efficiency:	95.8 %
Output Power:	500HP 370KW	Guaranteed Efficiency:	95.0 %
RPM:	3570	3/4 Load Efficiency:	--
Voltage:	460	KVA Code:	G
Hertz:	60	Max KVAR:	52.5
Amps - FL:	517.0	Power Factor:	94.5
Service Factor:	1.15	Bearing - DE:	6315ZC3
Alt Service Factor:	--	Bearing - ODE:	6315ZC3

Enclosure is Totally Enclosed Fan-Cooled

Stamped Nameplate Notes:
TEMP CONT HTR LDS HE1-HE2 115V 200W
ROT CW FACING ODE LEAD/PH SEQUENCE 1-2-3/1-2-3
MAX SPACE HEATER SURFACE TEMPERATURE 160C
STAMP NP249A5564P075 AS BELOW:
MODEL:5KS511SAA179B
SN: XXX CSA CERTIFIED CSA.09.2216219
FOR CL I DIV2 GRP A,B,C,D T3 IN -40C<= TAMB<= 40C
1.0SF ON SINE-WAVE PWR OR ALTERNATE RATING
TEMP CODE T2B AT 1.15 SF ON SINE-WAVE PWR
OR -- VT PWM CONTROL 1.0 SF -- C AMB VT -- HZ.
FOR DIRECT COUPLED LOAD ONLY

Additional Information:

2P - LS EXTN - SPLIT LEAD
C/BOX 2500 CU IN - 2(4.00" NPT)
C/B GRD PLATE
OIL RESISTANT SLEEVING ON LEADS
115V TSTAT CTRLD HTR LDS TO AUX BOX W/ TERM BOARD OPP C BOX
SPACE HEATER CAUTION NAMEPLATE
BEARING RTD PROVISION ON BOTH ENDS
NEMA TYPE GRD PAD
F1 MOUNTING
I-ALERT MOUNTED ON DE ENDSHIELD

Performance Characteristics

1st Winding 1st Connection

Design: 50BD0110A

Marks:

LOAD %	125.0	115.0	100.0	75.0	50.0	25.0	0.0
% EFF	95.68	95.87	96.31	96.33	96.1	94.27	0.00
% PF	93.84	94.14	94.42	94.31	92.58	83.62	8.01
AMPS	651.5	596.3	513.92	386.35	262.99	148.41	73.16

TORQ(FL)#FT735.55

TORQ(LR)%FL91.94

TORQ(BD)%FL278.43

AMPS(LR)3026.88

PF AT START0.16

This motor is capable of two cold or one hot start with a maximum connected load inertia of 1529 Lb-Ft Sq (64.37 Kg-meter Sq)at 100% voltage, where the load torque varies with the square of the speed. Acceleration time with maximum inertia and the above load type is 36 seconds. Safe stall time at 100% voltage is 70 seconds cold, 43 seconds hot. Rotor inertia is 117.51 Lb-Ft Sq (4.95 Kg-meter Sq).

Open Circuit A-C: 2.192

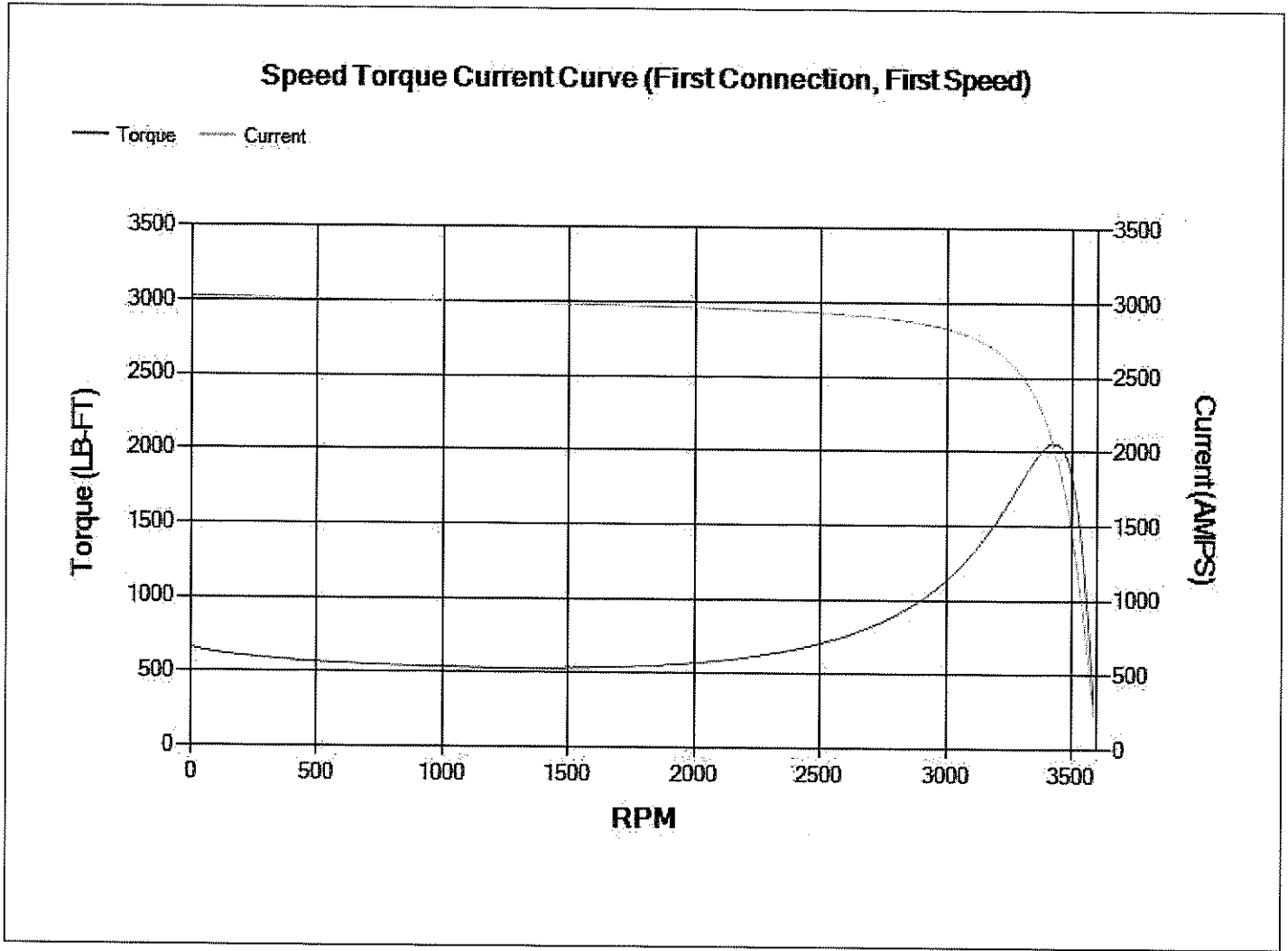
Short Circuit A-C: 0.051

Stator Slots: 48

Short Circuit D-C: 0.046

X/R Ratio: 17.506

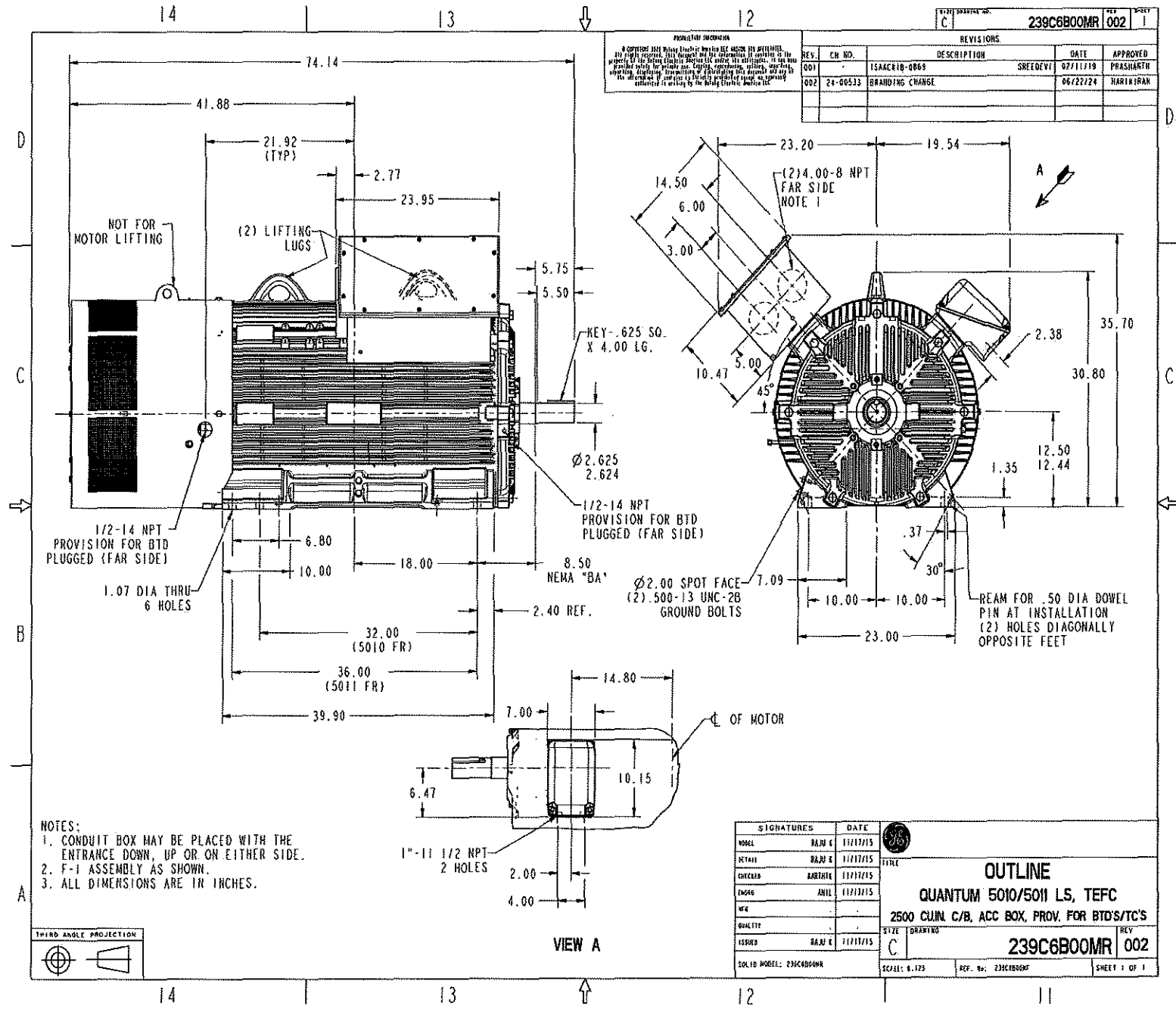
Rotor Slots: 40



Marks:

June 26, 2024

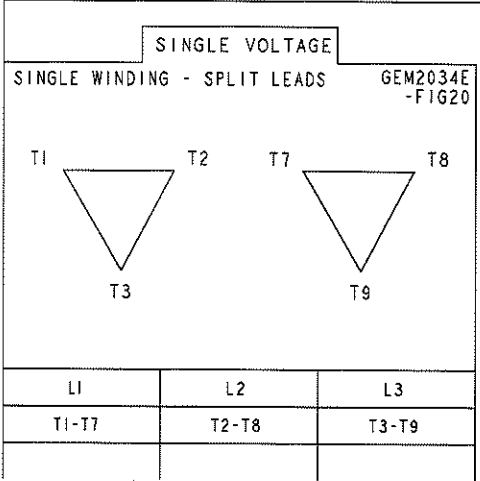
Model Number: 5KS511SAA179B



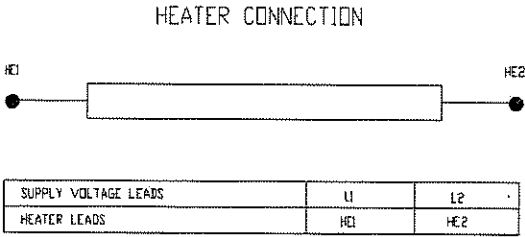
Marks:



Connection Diagram
GEM2034E-FIG20



Heater Connection
3027JE-1C



End shield Assembly		
Part Description	DE Side Part#	ODE Side Part#
End Shield	115E5200CV1	115E5200AD1
Bearing	235A2513AG01	235A2513AG01
Slinger/Inproseal	149C4399G10	149C4399G10

Fan & Fan Cover Assembly	
Part Description	Part#
Fan	148C8070AA1
Fan Cover	119D3661AA2

Conduit & Accessories Box Assembly	
Part Description	Part#
Conduit Box	179B9098AF-G06

Mechanical Accessories	
Part Description	Part#
Brake	
Tachometer	

TERMS & CONDITIONS

GENERAL TERMS AND CONDITIONS OF SUPPLY
SULZER Pumps Solutions Inc.
(applicable as per August 1, 2023)

These Terms and Conditions can be found on the Internet under <https://www.sulzer.com/en/shared/legal/terms-and-conditions>

1. Definitions

1.1 "Affiliated Company" means an entity that is controlling, controlled by or under common control of one of any Party. Control means the direct or indirect ownership of fifty per-cent (50%) or more of the equity interest in an entity, or the ability to control the decisions of such entity through the exercise of voting rights.

1.2 "Applicable Export Laws" means any applicable export control regulations and/or laws in force at the time of export in the Supplier's country of export and/or, in the case of re-export, in force at the time of re-export in the country of origin of the particular re-exported Export Item.

1.3 "Change" means a change in the design, drawings, specifications, shipping instructions, shipment schedules, or any other documents forming part of the Contract, including any additions, substitutions, amendments, or omissions to the Scope of Supply.

1.4 "Change Order" means the documents issued by authorized representatives of Purchaser and Supplier in common agreement after a Change has been requested by Purchaser or Supplier, and which documents rule the modification of the Contract, in particular with respect to the Contract Price, specifications, shipment schedule, warranty, Delivery Date, etc.

1.5 "Confidential Information" means proprietary or confidential data, including pricing, terms, documents, specifications, plans or drawings that are respectively not generally known to the public.

1.6 "Contract" means the Terms and Conditions contained herein, together with (i) such additional terms as are stated within Supplier's written Quotation, (ii) such specifications, drawings or other documents as are incorporated by reference by Supplier's Quotation, (iii) any documents expressly incorporated by reference by a Change Order and (iv) the Purchase Order to the extent accepted in writing by Supplier (but in the case of the Purchase Order not including any Purchaser's standard terms and conditions contained within it).

1.7 "Contract Price" means the total sum indicated in the Contract or as modified in accordance with these Terms and Conditions. For Services carried out on a time basis, the Contract Price shall be determined in accordance with the rates specified in the Contract.
- 1.8 "Day(s)" means calendar day(s) unless the term Working Day(s) is used.

1.9 "Delivery Date" means the date or dates agreed between the Parties with regard to the performance of the Scope of Supply in the Contract or as modified in accordance with these Terms and Conditions.

1.10 "Disclosing Party" means the Party disclosing Confidential Information to the other Party.

1.11 "Effective Date" means the date when the Purchase Order has been accepted by the Supplier in writing, or, if the Contract documents are signed by both Parties, the date of the latest signing.

1.12 "End-User" means the ultimate user and/or the ultimate owner of the Scope of Supply.

1.13 "Export Item" means any Goods or Services, including commodities, software or technology provided by Supplier that is required to be exported or re-exported under the Contract.

1.14 "Force Majeure Event" means an event caused by reasons beyond the reasonable control of Supplier, including by way of example but not limited to natural disasters or acts of God; severe weather conditions, including hurricanes, tornados, and blizzards; acts of terrorism; labor disputes or stoppages; war; government acts or orders (including statutes, non-binding guidelines and recommendations, and governmental acts which may have an indirect material adverse effect on Supplier or Supplier's banking channels); epidemics, pandemics, or outbreak of communicable disease including any resurgence thereof; quarantines; national or regional emergencies; shortage of adequate power or transportation facilities; import, export, and travel restrictions.

1.15 "Goods" means any products, furnishings, equipment and any other tangible items provided by the Supplier

1.15 "Incoterms" means, unless otherwise agreed or specified, the latest version as per the Effective Date of the document published under the name "Incoterms" by the International Chamber of Commerce.

1.16 "Letter of Credit" means the document referred to in Clause 6.5.

1.17 "Liquidated Damages" means an expressly stated amount in the Contract to be paid by Supplier as compensation for estimated damage that Purchaser may incur in the event of breach of Contract such as failure to meet Delivery Date or performance guarantees. Such expressly stated amount is agreed by the Parties to be

- a pre-estimate of such damages and is under no circumstances to be considered as penalty. To the extent permitted by law, Liquidated Damages shall be Purchaser's sole remedy for any delay and Supplier's sole liability.
- 1.18 **"Order Confirmation"** means the document provided by Supplier to Purchaser as a response to Purchaser's purchase order documents either by e-mail, facsimile or as a hardcopy.
- 1.19 **"Party"** or **"Parties"** means Purchaser or Supplier or Purchaser and Supplier.
- 1.20 **"Personal Data"** means any information which are related to an identified or identifiable natural person.
- 1.21 **"Purchase Order"** means the purchase order documents issued by the Purchaser in the version confirmed by the Supplier in the Order Confirmation. In case of non-substantial deviations between said purchase order documents and the Order Confirmation, the version of the Order Confirmation shall become the binding Purchase Order, unless the Purchaser expresses its dissent within three (3) working days after receipt of the Order Confirmation in writing.
- 1.22 **"Purchaser"** means the Party defined as the Purchaser in the Purchase Order, or, if such definition is missing, the Party issuing the Purchase Order.
- 1.23 **"Quotation"** means Supplier's written proposal for the delivery of the Scope of Supply.
- 1.24 **"Receiving Party"** means the Party receiving Confidential Information of the Disclosing Party.
- 1.25 **"Sanctions"** means any trade or economic sanctions (e.g. embargoes, etc.) in force at the time of export in the Supplier's country of export and/or, in the case of re-export, in force at the time of re-export in the country of origin of the particular re-exported Item.
- 1.26 **"Scope of Supply"** means the agreed Goods and/or Services to be delivered or performed under the Contract as set out in the Contract.
- 1.27 **"Services"** means provision of services such as erection and commissioning as well as repair and maintenance work.
- 1.28 **"Supplier"** means the Sulzer company which accepted the Purchase Order.
- 1.29 **"Terms and Conditions"** means these Sulzer General Terms and Conditions of Supply.
- 1.30 **"Warranty Period"** means the time period stipulated in Clause 9.2 hereof.
- 1.31 **"Working Day"** means a Day other than a Saturday or a Sunday on which banks are open the whole day for general business at the domicile of the Supplier.
2. **General**
- 2.1 The Contract supersedes and extinguishes all previous negotiations, representations and/or contractual commitments between the Parties. Any terms and conditions of the Purchaser shall not apply, even if referred to in any accepted Purchase Order. The terms and

- conditions contained in this Contract shall solely apply and replace any previously concluded agreements, terms and conditions or the like.
- An offer by Supplier in its Quotation that does not stipulate an explicit expiration date shall not be binding unless otherwise stated in the Quotation. In this case, the Contract shall be deemed to have been entered into upon written acceptance of the Purchase Order by an authorized representative of Supplier, which may not be modified except in a Change Order.
- 2.2 In case of an inconsistency between the said documents within the Contract, the following order of priority shall apply:
- a. Contract
 - b. Change Orders and any documents incorporated by reference therein, mutually agreed by both Parties, latest date priority, and clearly identified as "Change Order" to the Contract
 - c. Supplier's Quotation and all documents incorporated therein by reference
 - d. These Terms and Conditions including Attachment 1 hereto. If Services are required to be performed by Supplier, Attachment 1 shall be considered as integral part of the Contract if attached hereto
 - e. Purchaser's specifications
- 2.3 In these Terms and Conditions, i) headings are for convenience only and shall not affect the interpretation of the Contract, ii) references to "includes", "including" or "such as" shall not be deemed as conclusive, but rather in a sense of "but not limited to".
3. **Delivery**
- 3.1 Supplier shall make commercially reasonable efforts to deliver the Scope of Supply latest on the Delivery Date.
- 3.2 In no event shall any period of time specified to calculate the Delivery Date commence earlier than the latest of the below dates:
- a. Effective Date, or
 - b. Date which is five (5) Days after receipt of Letter of Credit or advance payment from Purchaser, if the provision of a Letter of Credit or advance payment is required, or
 - c. Date of receipt of approval of engineering submittals by Supplier.
- 3.3 The Delivery Date shall be amended if any delay is due to one or more of the following: (i) Force Majeure Event, (ii) Changes or change requests, (iii) Purchaser's failure to fulfil its obligations under the Contract, (iv) delay caused by End-User or by any party engaged by Purchaser, (v) delay in obtaining export licence, (vi) Purchaser's delay in delivery of any documentation, information or approvals to Supplier, (vii) delays caused by a sub-supplier if the sub-supplier was designated by Purchaser or End User and (viii) any other reason beyond Supplier's control.
- 3.4 The Parties' obligations in respect of delivering the Scope of Supply shall be subject to the Incoterm agreed in the Contract, or, if no specific Incoterm has been stated or subsequently agreed in writing, delivery will be made FCA (Supplier's or sub-supplier's facility). Irrespective of the delivery term and for purpose of

determining compliance with the Delivery Date, the delivery shall be deemed to have been carried out on the date the Supplier notifies the Purchaser that the Scope of Supply is ready for shipment.

3.5 Except in the case of a Force Majeure Event, Purchaser shall reimburse Supplier for costs of extra transportation, storage, insurance and/or administration fees incurred as a result of any delay resulting from reasons not attributable to Supplier, including late payment.

3.6 In the event Supplier fails to meet the Delivery Date for more than fourteen (14) Days (grace period) due to reasons for which Supplier or its sub-suppliers are directly responsible for and provided that the Contract contains Liquidated Damages, Purchaser shall be entitled to require Supplier to pay Liquidated Damages at the rate stated in the Contract.

4. Force Majeure

4.1 No delay in or failure of performance by Supplier shall constitute default under the Contract or give rise to any claim for damages or compensation if, to the extent, and for so long as, such delay or non-performance is caused or contributed to by a Force Majeure Event.

4.2 Supplier will notify Purchaser in writing of actual or anticipated delay or non-performance of its obligations due to a Force Majeure Event as soon as reasonably possible upon becoming aware of the Force Majeure Event and its possible impact to Supplier.

4.3 The delivery and performance dates required for Supplier's obligations and deliverables under the Contract shall be suspended for the duration of such Force Majeure Event.

4.4 If the Force Majeure Event continues for more than six (6) months, either Party may cancel the Contract upon fifteen (15) Days written notice to the other Party. In case of termination pursuant to this Clause, Purchaser shall indemnify Supplier in accordance with Clause 14.2.

5. Transfer of Title and Risk

5.1 Unless otherwise required by applicable law, the title to any Goods shall be transferred from Supplier to Purchaser after Supplier has received full payment of the Contract Price.

5.2 Until such time as title to the Goods passes in accordance with Clause 5.1, Purchaser shall:

- a) grant Supplier on its request express right to recover its Goods at the Purchaser's premises any time;
- b) not remove, deface or obscure any identifying mark or packaging on or relating to such Goods;
- c) maintain the Goods in satisfactory condition and keep them insured against all risks for their full price from the date of delivery; and
- d) notify the Supplier immediately if it becomes subject to any of the events listed in Clause 13.3(a) or any similar or analogous event.

5.3 Risk of loss or damage to the Goods within the Scope of Supply shall pass from Supplier to Purchaser upon delivery according to the applicable Incoterm.

6. Price and Payment

6.1 Supplier is entitled to receive payment of the Contract Price on the dates determined in the Contract, Purchase Order or a respective Change Order, if any. For work carried out on a time basis, the prices shall be determined in accordance with the rates specified in the Contract or Purchase Order. If no agreement on rates has been made, the rates applied by Supplier for other customers and comparable work shall apply. The Contract Price and any part thereof are exclusive of custom duties, withholding taxes, VAT, sales taxes, or similar taxes, which shall be added to any invoice in accordance with the applicable legislation.

6.2 Unless otherwise agreed in the Contract or any respective Change Order,

- a) Payments are due and shall be paid within thirty (30) Days from the date of the Supplier's invoice;
- b) Supplier may, at its sole discretion, issue invoices for progress payments as follows: For one third (1/3) of the Contract Price within five (5) Days of the Effective Date, for one third (1/3) following expiration of half of the quoted lead time, and for one third (1/3) within forty-five (45) Days from the scheduled Delivery Date; and
- c) Payments for prices calculated on a time basis may be invoiced fortnightly, or after completion of the Scope of Supply, whichever occurs first.

6.3 If the Purchaser does not comply with the agreed dates of payment, Supplier shall be entitled, without explicit payment reminder to a default interest on the overdue sum from the due date until payment of the overdue sum, whether before or after judgment, which shall accrue each Day at a rate of 6% per year

6.4 During any period of late payment, without limiting any other rights or remedies, Supplier reserves the right to suspend performance of all its obligations and liabilities to the extent permitted by applicable law until the open and overdue invoices have been paid in full. Upon payment of invoices due, the delivery period and any other affected terms shall be adjusted accordingly. If any account remains unpaid for more than six (6) months, Supplier shall be entitled to consider the relevant Purchase Order(s) as cancelled by Purchaser in accordance with Clause 14. Supplier shall be entitled to full compensation for its expenses and losses, including any legal cost and losses resulting from lower sale revenues for undelivered Scope of Supply.

6.5 If Purchaser and Supplier agreed on issuing a Letter of Credit by Purchaser in favour of Supplier, such Letter of Credit shall be irrevocable, extendable, and confirmed by a bank nominated by the Supplier; if no nomination is provided, then by a first-class bank in the Supplier's country of domicile. Payments under such Letter of Credit shall be made on sight against presentation by Supplier of invoice together with the bill of lading, airway bill or warehouse receipt, whichever is applicable, or whatever documents as have been agreed upon between the Parties.

6.6 If the cost to the Supplier of performing its obligations under the Contract and/or the time for performance shall be increased after the date of Quotation by reason of enactment or amendment of any law, order, regulation or by-law having the force of law, the amount of such increase shall be added to the Contract Price and/or Delivery Date adjusted accordingly.

6.7 Purchaser shall not be entitled to set-off any due amounts, no matter whether due or acknowledged by Supplier.

7. Inspection, Acceptance

7.1 The Goods shall be subject to Purchaser's final inspection upon receipt at the delivery site. Claims for damage, shortage, errors in shipping or rejection of such Goods, or portion thereof, must be made by Purchaser in writing within seven (7) Days following the date of delivery at the delivery site in accordance with Clause 3.4 unless otherwise agreed in the Purchase Order or provided by mandatory applicable law. If claims are not raised within this notice period, they shall be considered waived and such Goods are deemed to be irrevocably accepted by Purchaser. Purchaser's sole remedy for such claims is repair or replacement of such Goods by Supplier.

7.2 Services shall be accepted or rejected upon completion of such Services. However, acceptance for provided Services cannot be withheld without reason or for minor deficiencies only.

7.3 Unless otherwise agreed in the Purchase Order, costs related to inspections or tests of the Goods shall be borne by the Purchaser.

8. Changes

8.1 The Contract can only be changed with Supplier's prior written consent. Any additional cost caused by such Change shall fully be borne by Purchaser.

8.2 Purchaser and/or Supplier may request, in writing, Changes as defined in Clause 1.3 hereof. The Supplier shall answer to such request for a Change within a reasonable time and advise Purchaser what amendments to the Contract, if any, may be necessitated by such requested Change.

8.3 The Parties shall agree on a fair and equitable adjustment of such amendments to the Contract as referred to in Clause 8.2 at their earliest convenience. In case such agreement should not be possible within fifteen (15) Days after a Change has been requested by one of the Parties, the Change shall be deemed as void and Supplier shall be entitled to continue with the delivery of the Scope of Supply without the requested Change.

9. Warranty

9.1 Supplier warrants that the Scope of Supply:

- a. will be of the kind and quality as described in the Contract, and
- b. will be free of material defects in workmanship and material, and
- c. will, to the extent required for its functioning, be free from defects in design. However, Supplier shall not

be held responsible for the design of the Scope of Supply (including the selection of the materials) if the design and/or the selection of the materials has been chosen or provided by Purchaser, End-User, or a third party not being a sub-supplier appointed by Supplier.

9.2 Except in cases where the Scope of Supply is limited to Services only, the Warranty Period shall end on the earlier of the below dates:

- a. twelve (12) months from the initial operation of the relevant part of the Scope of Supply, or
- b. eighteen (18) months from the date Supplier made the relevant part of the Scope of Supply available for delivery.

Where the Scope of Supply is limited to Services only, the Warranty Period shall commence on completion of such Services and shall terminate one-hundred-and-eighty (180) Days thereafter.

9.3 If, during the Warranty Period, the Scope of Supply fails to meet the requirements as set out in Clause 9.1, then Purchaser shall give immediately written notification to Supplier stating the reasons for it. Within seven (7) Days (or such longer period that is reasonable under the circumstances) of receipt of Purchaser's notification, Supplier shall commence the investigation, and, in case of a warranty case as described in Clause 9.1, start repairing or, at Supplier's own discretion, undertake the modification or replacement of the defective part. Purchaser shall make the Scope of Supply, or the defective part thereof, available for correction at a convenient onshore location and in a non-hazardous condition and environment. Subject to the Limitation of Liability, Supplier shall be liable for Supplier's own costs incurred as a result of such action only. In no event shall Supplier be responsible for the cost of providing access to the Scope of Supply, offshore transportation or costs of disassembly, removal or re-installation of any items.

9.4 In the event that Supplier undertakes any repair or replacement of any part of the Scope of Supply in accordance with its obligations under Clause 9.3, such repaired or replaced part shall be warranted in accordance with Clause 9.1 for a period of six (6) months from the date of completion thereof or until the end of the Warranty Period established in Clause 9.2, whichever expires later. Such extended warranty period shall under no circumstances exceed a period of six (6) months after the end of the original Warranty Period.

9.5 The warranties contained herein shall not apply if the faults or defects referred to herein cannot be proven to be a result of Supplier's failure under this Clause 9. Such exclusions from warranty shall in particular include the incorrect usage; faulty installation or start-up; failure to observe operating instructions; failure to carry out proper maintenance, modifications or repairs; or incorrect or negligent handling by Purchaser, End-User or third parties other than Supplier; normal wear and tear; erosion or corrosion; improper storage, unsuitable service products or replacement materials; unsuitable foundations; conditions more severe than those specified; or deficiencies resulting from other reasons beyond Supplier's control. The Supplier's warranty obligations shall also cease to apply if Purchaser, End-User or other third parties, in case of a defect, does not immediately take all appropriate steps to mitigate damages and notify Supplier as stated herein.

TERMS & CONDITIONS

August 1, 2023
GENERAL TERMS AND CONDITIONS OF SUPPLY
SULZER Pumps Solutions Inc.
(applicable as per August 1, 2023)
Page 5 of 11

9.6 Correction of nonconformities in the manner and for the period of time provided within this Clause 9 shall constitute fulfilment of all liabilities of Supplier to Purchaser (which liabilities shall be subject to the limitations of liability contained elsewhere in the Contract, including Clause 11), whether based on contract, negligence or otherwise, with respect to Scope of Supply. Supplier makes no other warranty, guarantee or representation in respect of the Scope of Supply other than as specified in this Clause 9. ALL OTHER WARRANTIES, CONDITIONS, AND REPRESENTATIONS, EXPRESSED OR IMPLIED BY STATUTE, COMMON LAW OR OTHERWISE, IN RELATION TO THE SUPPLY OF THE SCOPE OF SUPPLY, (INCLUDING, BUT NOT LIMITED TO THE IMPLIED WARRANTIES OF MERCHANTABILITY AND FITNESS FOR A PARTICULAR PURPOSE) ARE EXCLUDED TO THE MAXIMUM EXTENT PERMITTED BY LAW.

10. Performance Guarantee

10.1 Unless certain requirements have explicitly been specified and accepted in writing by Supplier in the Contract Supplier shall not provide any performance guarantees.

10.2 If a performance guarantee has been agreed upon, it shall be fulfilled if the agreed criteria are achieved in a performance test executed in the Supplier's or its sub-supplier's factory. Unless otherwise agreed, Performance site tests shall be excluded.

11. Limitation of Liability

11.1 NOTWITHSTANDING ANYTHING TO THE CONTRARY IN THE CONTRACT, AND TO THE MAXIMUM EXTENT PERMITTED BY LAW, IN NO EVENT SHALL SUPPLIER BE LIABLE TO THE PURCHASER BY WAY OF INDEMNITY, OR BY REASON OF ANY BREACH OF CONTRACT OR OF STATUTORY DUTY OR BY REASON OF TORT (INCLUDING NEGLIGENCE) UNDER ANY WARRANTY, STRICT LIABILITY OR OTHERWISE FOR ANY LOSS OF PROFIT, LOSS OF CONTRACTS OR EARNINGS (ACTUAL OR ANTICIPATED), DELAY DAMAGES, INTERRUPTION OR LOSS OF PRODUCTION, LOSS OF USE, LOSS OF OPPORTUNITY OR BUSINESS, OR FOR ANY INDIRECT, PUNITIVE, SPECIAL, INCIDENTAL OR CONSEQUENTIAL DAMAGES WHATSOEVER THAT MAY BE SUFFERED BY PURCHASER. PURCHASER FURTHER AGREES TO DEFEND, INDEMNIFY AND HOLD HARMLESS SUPPLIER FROM ANY CLAIM MADE BY END-USER OR PURCHASER'S CUSTOMERS FOR ANY SUCH LOSSES.

11.2 a) NOTWITHSTANDING ANYTHING TO THE CONTRARY IN THE CONTRACT, AND TO THE MAXIMUM EXTENT PERMITTED BY LAW, THE REMEDIES OF PURCHASER SET FORTH HEREIN ARE EXCLUSIVE, AND, SUBJECT ONLY TO CLAUSE 11.2 b), SUPPLIER'S LIABILITY WITH RESPECT TO ANY CONTRACT, INDEMNITY, TORT (INCLUDING NEGLIGENCE), LIABILITY UNDER ANY WARRANTY, STRICT LIABILITY OR OTHERWISE SHALL NOT IN AGGREGATE EXCEED ONE HUNDRED PERCENT (100%) OF THE CONTRACT PRICE, AND PURCHASER SHALL INDEMNIFY AND HOLD SUPPLIER HARMLESS FROM AND AGAINST ANY LIABILITY IN EXCESS OF THIS AMOUNT.

b) THE LIMITATION OF SUPPLIER'S LIABILITY AT CLAUSE 11.2 a) SHALL NOT APPLY AND NO TERM OR CONDITION OF THE CONTRACT INTENDS TO EXCLUDE OR RESTRICT THE SUPPLIER'S LEGAL LIABILITY FOR:

- PERSONAL INJURY OR DEATH ARISING FROM ITS NEGLIGENCE
- FRAUD OR FRAUDULENT MISREPRESENTATION
- CLAIMS ARISING FROM GROSS NEGLIGENCE OR WILFUL MISCONDUCT OF THE SUPPLIER.

As used herein, "gross negligence" shall mean reckless disregard of, or wanton indifference to, harmful and avoidable consequences and "wilful misconduct" shall mean conduct that is committed with an intentional disregard for the safety of others and/or the safety of another's property. "Gross negligence" and/or "wilful misconduct" shall in particular not include any act or omission or any error of judgment or mistake made in good faith.

12. Intellectual Property

12.1 Purchaser confirms and warrants that Purchaser is fully authorized to use or grant permission to use the technical documentation provided to Supplier for the performance of the Scope of Supply by Supplier or its sub-suppliers, respectively. In case Purchaser would not be authorized to order said performance from Supplier without violation of intellectual property rights of third parties, Purchaser shall inform Supplier without any delay. In this case, Supplier shall stop the work until the approvals needed for the performance have been obtained. Purchaser shall indemnify and hold Supplier harmless from and against any and all such liability arising out of the use of such technical documentation. Supplier shall not use technical documentation received from Purchaser for any purpose other than to fulfil the Contract.

12.2 Any know-how, trademarks, inventions, patents, copyrights, Confidential Information or the like ("Intellectual Property") belonging to or provided by Supplier and used for or developed in the course of the fulfilment of the Contract by Supplier shall remain Supplier's sole and exclusive property, and no ownership rights shall be transferred to Purchaser, Purchaser's customer or End-User with respect to such Intellectual Property. However, End-User shall be granted a licence to use Supplier's Intellectual Property solely as necessary for the operation, maintenance and repair of the Scope of Supply on a non-exclusive and non-transferrable basis, which right shall not entitle the use of the said Intellectual Property for the reproduction of the Scope of Supply or parts or any other work or services. Unless otherwise agreed, any royalties for such licenses shall be included in the purchase price of the Scope of Supply.

12.3 Supplier shall make its best endeavours to ensure that the Scope of Supply and any part thereof, in particular if designed and sold by Supplier, shall not infringe any enforceable intellectual property rights of third parties. In the event of any infringement of intellectual property rights relating to the Scope of Supply, Supplier may, in its sole discretion, procure the right to use the Scope of Supply without impairing its suitability, or modify or replace it so that it can be used without violation of such rights. The obligations of Supplier set forth herein are contingent upon (i) Supplier receiving prompt written

notice from Purchaser of such infringement (within 5 Days of Purchaser's receipt); (ii) Supplier receiving assistance from Purchaser in the defence, and (iii) the right of Supplier to settle or defend the claim.

12.4 The obligation of Supplier stipulated in Clause 12.3 shall not apply to (i) the Scope of Supply or part thereof which has been manufactured according to Purchaser's design, (ii) the Scope of Supply or part thereof which has been performed in reliance on Purchaser's documentation, (iii) the use of the Scope of Supply or any part thereof in conjunction with any other product or service in a combination not furnished by Supplier as part of the Scope of Supply, (iv) any additions or modifications to the Scope of Supply without the written authorization of the Supplier, (v) use of the Scope of Supply outside of Supplier's published standards or specifications, or (vi) products fabricated by using the Scope of Supply. Referring to any such equipment, service, product, part or use in such combination, Supplier assumes no liability whatsoever for infringement of any intellectual property rights of third parties and Purchaser shall indemnify and hold Supplier harmless against any respective infringement claims. Supplier shall co-operate with Purchaser in the same manner as required by Supplier under Clause 12.3 (i) to (iii) herein above.

12.5 Any Party's copyrighted material shall not be copied by the other Party except for archiving purposes or to replace a defective copy.

13. Termination for Cause

13.1 Purchaser shall have the right to terminate the Contract (or any portion thereof) for cause in the event that Supplier:

- a. becomes insolvent, makes an assignment for the benefit of its creditors, has a receiver or trustee appointed for the benefit of its creditors, or files for protection from creditors under any bankruptcy or insolvency laws; or
- b. substantially breaches and fails to comply with or perform its material obligations hereunder (but only with respect to a material obligation for which the Contract does not provide exclusive remedies), provided that Purchaser shall first have provided Supplier with written notice of the nature of such breach and a grace period of at least 21 days or an adequate extended period after receipt of such notification to remedy the breach including the intention to terminate the Contract and Supplier will have failed to either (i) commence to cure such breach and diligently thereafter to pursue such cure, or (ii) provide reasonable evidence that no such breach has occurred.

13.2 If Purchaser terminates the Contract under Clause 13.1 hereof, or any portion thereof, as provided in this Clause 13, Purchaser shall pay to Supplier that portion of the Contract price allocable to the Scope of Supply completed, or if this is not possible to ascertain, all costs and expenses of the Supplier accrued up to then. The amount of such compensation shall be based on Supplier's cost related to the partial Scope of Supply and the value said partial Scope of Supply has for the Purchaser on a fair and true basis. In case Purchaser does not accept any part of the Scope of Supply, Purchaser shall, at Purchaser's costs, return any tangible and intangible Goods already delivered back to Supplier, and

Supplier shall reimburse the purchase price for the returned Scope of Supply. Save in respect of such refund, and as far as legally possible, Supplier is not obliged to compensate any further cost or losses.

13.3 Supplier shall have the right to terminate the Contract (or any portion thereof) immediately for cause in the event that Purchaser:

- a. has any proceedings commenced against it under any law, regulation or procedure relating to the reconstruction or adjustment of its debts, or any moratorium is obtained in respect of Purchaser; or
- b. becomes insolvent, makes an assignment for the benefit of its creditors, has a receiver or trustee appointed for the benefit of its creditors, or files for protection from creditors under any bankruptcy or insolvency laws; or
- c. fails to comply with any material terms of the Contract, including failure to make any payment when due or to fulfil any payment conditions; or
- d. does not provide any Letter of Credit, or other payment guarantee on request of Supplier in case of possible payment difficulties or a bad credit rating.

13.4 If Supplier terminates the Contract, or any portions thereof under Clause 13.3 hereof, Supplier shall be paid for all Scope of Supply completed or partially completed prior to the date of termination, plus extra costs and other damages incurred by the termination, including any cancellation costs resulting from premature termination of its subcontracts and/or expenses for non-cancellable procurements.

14. Termination for Convenience

14.1 Purchaser shall have the right to terminate the Contract in whole or in part for convenience upon not less than fifteen (15) Days' prior written notice to Supplier, and Supplier shall stop its performance except as otherwise agreed with Purchaser. In case of termination pursuant to this Clause 14, termination shall be conditional upon Purchaser paying Supplier the termination fee.

14.2 The termination fee shall be calculated by reference to the Supplier's cancellation schedule if included as part of the Contract, otherwise the termination fee shall be the Contract Price less the Supplier's net saving of cost arising from such termination, provided that the termination fee shall be not less than 10% of the Contract Price representing a reasonable pre-estimate of Supplier's minimum loss as a result of termination.

15. Suspension

15.1 For plausible reasons, Purchaser may suspend the Contract by written notice to Supplier provided that Supplier shall be entitled to be compensated for all additional costs and expenses caused by the suspension including costs of demobilization, storage, the extension, renewal or replacement of any bank guarantee or other performance security and loss of preferential customs or tax treatment. If any suspension lasts for thirty (30) Days or more, notwithstanding any agreed payment milestones, Supplier shall be entitled to be paid for all Scope of Supply performed up to the date of suspension, and if the suspension lasts for sixty (60) Days or more, Supplier shall be entitled to treat the Contract as

- having been terminated by Purchaser in accordance with Clause 14.1.
- 15.2 Notwithstanding any additional rights or remedies under the Contract or at law, Supplier shall be entitled to suspend the Contract immediately without notice if (i) any of the events in Clause 13.3. apply (ii) Clause 6.4 applies or (iii) Purchaser (in Supplier's reasonable opinion) fails to provide a safe working environment.
- 15.3 In case of suspension according to Clause 15.1 or 15.2, Supplier shall only resume work as soon as the required Supplier capacity is available and upon agreement of a written instruction from Purchaser, receipt of payments due and owing by Purchaser under the Contract and a fully signed Change Order which shall include an equitable adjustment of the delivery schedule and any other Changes resulting from the suspension.

16. Confidentiality

- 16.1 In connection with the Contract, Supplier and Purchaser (as to information disclosed, the Disclosing Party) may each provide the other Party (as to information received, the Receiving Party) with Confidential Information. Confidential Information shall not include information which (i) is or becomes generally and legally available to the public other than as a result of disclosure by the Receiving Party, its representatives or its affiliates, or (ii) is or becomes legally available to the Receiving Party or its representatives or affiliates on a non-confidential basis from a source other than the Disclosing Party when such source is not, to the best of the Receiving Party's knowledge, subject to a confidentiality obligation to the Disclosing Party, or (iii) has been or is subsequently independently and legally developed by the Receiving Party, its representatives or affiliates, without reference to the Confidential Information, or (iv) is required to be disclosed by order of a competent court or government agency.
- 16.2 The Receiving Party agrees, except as otherwise required by law, (i) to use the Confidential Information only in connection with the performance of the Contract or installation, operation, maintenance and use of the Scope of Supply sold hereunder and to not, at any time disclose, distribute, publish, copy, reproduce, sell, lend, manipulate, or otherwise make use of or permit use to be made of any confidential information, except with the Disclosing Party's prior written consent, and (ii) to take reasonable measures to prevent disclosure of the Confidential Information, except to its employees for the purpose of performance of the Contract, or installation, operation, maintenance or use of the Scope of Supply sold hereunder. Further, if disclosure of Confidential Information to a third party is required, the Receiving Party agrees to use its best efforts to limit such disclosure to the maximum extent possible and require proprietary or confidential treatment of the Confidential Information by such third party. If not prohibited by applicable law, Receiving Party shall endeavour to provide notice to the Disclosing Party when Disclosing Party's Confidential Information is requested in discovery or by subpoena so that Disclosing Party may attempt to protect the confidentiality of the information.

17. Export Control

- 17.1 Both Parties shall comply with all Applicable Export Laws.

- 17.2 Purchaser expressly acknowledges and agrees that it will NOT:
- a. divert, use, export or re-export any Export Items contrary to any Applicable Export Laws; and/or
 - b. export, re-export, or provide any Export Items to any entity or person within any country that is subject to any Sanctions; and/or
 - c. export, re-export, or provide any Export Item to entities and persons that are ineligible under Applicable Export Laws; and/or
 - d. use or permit any third party to use the Scope of Work in connection with the design, production, use, or storage of chemical, biological or nuclear weapons or missiles of any kind; and/or
 - e. have any recourse against Supplier in the event of any changes to Applicable Export Laws which impact the Scope of Supply.

17.3 Export License

If an export license is required upon receipt of the Purchase Order, Supplier shall prepare an application on Purchaser's behalf and submit it to the appropriate authorities. Referring to any export license, Purchaser shall advise Supplier of the validity, number, date of issue and expiration date. Supplier's performance hereunder shall be subject to Supplier's prior receipt of evidence satisfactory to Supplier that an appropriate export license has been granted. Purchaser assumes all responsibility for reimbursing Supplier for all expenses incurred by Supplier with respect to any export license.

If requested, the Purchaser shall provide prior to shipment, an end use certificate in the format requested by the Supplier.

18. Insurance

- 18.1. Supplier shall effect and/or maintain the following insurance:
- a. General and products liability insurance covering its legal liability for bodily injury and damage to third party physical property (including Purchaser's property other than the Scope of Supply) arising out of performance of this Contract. The limit of insurance shall be one million Euros (EUR 1,000,000) or the equivalent in any other currency per occurrence and two million Euros (EUR 2,000,000) in the aggregate per year.
 - b. Transport insurance in accordance with any agreed trade term, which shall be construed in accordance with the Incoterms.
 - c. For all its employees engaged in performing this Contract occupational accident and disease insurance (i.e. workers compensation or similar social insurance) in accordance with the laws which may apply to those employees.
 - d. Automobile liability insurance in accordance with local laws or custom to the extent that Supplier's employees use owned, non-owned or rented automobiles whilst performing Services at Purchaser's site.
- 18.2 Whenever required by Purchaser and procurable from the respective insurance carrier/broker, Supplier shall furnish confirmation of any insurance which Supplier is required to effect and/or maintain under this Contract, provided that such policies shall not be primary with

respect to Purchaser's, its customer's or End User's insurance policies and shall not grant waiver of subrogation to Purchaser, its customer or End User or name such parties as additional insured or co-insured party.

19 Compliance, Integrity, Social Responsibility, Environment, Data Protection

19.1 Compliance with laws

Both Parties represent and warrant that they are and will remain in full compliance with all applicable laws.

19.2 Anti-Bribery, Anti-Corruption and Tax Evasion

Both Parties shall, in performing their respective obligations under the Contract:

- a. comply with all applicable laws, statutes and regulations relating to anti-bribery and anti-corruption, in particular with the UK Bribery Act 2010 and US Foreign Corrupt Practices Act 1977; and
- b. not engage in, or cause, any act or omission which would constitute any kind of tax evasion facilitation offence in any country ("Relevant Requirements");
- c. not engage in any activity, practice or conduct which would constitute an offence under the Relevant Requirements; and
- d. have and shall maintain in place throughout the term of the Contract their own policies and procedures to ensure compliance with the Relevant Requirements and will enforce them where appropriate.

19.3 Anti-Trust and Competition

Both Parties shall respect all relevant antitrust laws. They shall not tolerate any bid rigging, price fixing or any abuse of a dominant market position.

19.4 Labour Rights, Anti-Slavery and Human Trafficking

Both Parties shall, in performing their respective obligations under the Contract, comply with all labour rights as set forth in the standards of the International Labour Organization (ILO) and other applicable UN conventions dealing with human rights, as well as applicable local laws and regulations, including the Modern Slavery Act 2015. In particular, both Parties shall refrain from any child labour as well as human trafficking and slavery practices.

19.5 Material Compliance

Both Parties shall comply with regulatory and customer requirements regarding the prohibition and restriction of conflict materials, in particular with the Dodd-Frank Wall Street Reform and Consumer Protection Act regarding "Conflict Minerals" as defined in Section 1502 as well as with any other applicable regulations on conflict minerals.

19.7 Data Protection

- a. Both parties shall, in performing their respective obligations under the Contract, comply with all applicable data protection laws and regulations in the context with their respective processing of Personal Data, in particular with the requirements of the European General Data Protection Regulation

(Regulation EU 2016/679 / GDPR) or any other local law which may amend or supersede the same, if applicable.

- b. Both Parties are entitled to process Personal Data of the other Party ("Data Controller") in order to perform the Contract. Sensitive data, such as, but not limited to health data, need to be treated particularly carefully. Whenever necessary, the Data Controller shall additionally obtain the consent of the affected individuals to such processing of his or her personal data for the following specific purposes: (i) performing the Contract; (ii) transferring personal data to countries within and outside the European Free Trade Association (EFTA), and (iii) satisfying any legal or regulatory requirements.
- c. Both Parties are obliged to use personal data of the other Party and its employees only for the purposes mentioned herein and to protect them as far as technically feasible from any unauthorized access.

20. Applicable Law / Dispute Resolution

20.1 Applicable Law

The Contract shall be governed by the laws of the State of Texas, USA, excluding the conflict of law rules and any conflict of laws principle that would refer to the laws of another jurisdiction.

20.2 Mediation

The Parties shall endeavour to settle any dispute or difference between them in connection with, or arising out of, the Contract by mutual agreement. If the Parties fail to reach such agreement within thirty (30) Days (or such longer period as the Parties may agree in writing) from one of the Parties' written notice informing the other Party of the dispute and its will to settle the dispute by mutual agreement, then the dispute or difference shall be referred to a mediator for resolution. The Parties shall attempt to agree upon the appointment of a mediator, upon receipt, by either of them, of a written notice to concur in such appointment. Should the Parties fail to agree within fourteen (14) Days, or fail to agree with the outcome of mediation, either Party, upon giving written notice, may take legal action. Nothing in this clause prevents either Party seeking from any court any interim or provisional relief that may be necessary to protect the rights or property of that Party.

20.3 Place of Jurisdiction

Any dispute, controversy, or claim arising out of, or in relation to, this Contract, including regarding the validity, invalidity, breach, or termination thereof, shall be resolved by the ordinary courts in Houston, TX, or at the Supplier's choice, by the ordinary courts at the domicile of the Purchaser, with the Parties agreeing that the courts of such jurisdiction shall have exclusive jurisdiction to settle any dispute (including non-contractual disputes or claims) arising out of or in connection with this Contract or its subject matter or formation.

21. Miscellaneous

21.1 Assignment

Any attempt by a Party to assign, transfer, or delegate any of the rights, duties or obligations herein to a third

party, other than Supplier's right to payment in accordance with the terms of the Contract, without prior written consent of the other Party shall render such attempted assignment or transfer null and void. Supplier's Affiliated Companies shall not be considered as third parties. However, this restriction shall not apply if Supplier, in the course of its usual business practices, requires part of its work to be undertaken or supplied by sub-contractors or sub-suppliers.

21.2 Waiver of Rights

Supplier's failure to exercise any of its rights shall not constitute or be deemed a waiver or a forfeiture of such rights.

21.3 Severability

If a provision of the Contract is determined to be void or unenforceable, this finding shall not render other provision void or unenforceable, and Supplier and Purchaser shall make their best endeavours to replace such provision by a valid one covering the original commercial intention as far as legally possible.

21.4 Exclusion of Third-Party Rights

The Parties to this Contract do not intend that any term of this Contract should be enforced by any person who is not a party to this Contract.

21.5 Survival

Those provisions that by their nature are intended to survive termination or expiration of this Contract shall so survive

ATTACHMENT 1 to SULZER PUMPS GENERAL TERMS AND CONDITIONS OF SUPPLY

Additional Terms and Conditions for Contracts including Services

A1. Parties' Representatives

A1.1 Purchaser and Supplier shall each appoint a person to act as its representative for the purposes of the Services and shall each notify the other in writing of such appointment prior to Supplier's personnel arrival at site. ("Site" means the place where the Services have to be performed.) Such person shall have full authority to act on behalf of the Purchaser or the Supplier respectively for the purposes of the Services.

A1.2 For the purposes of this Contract, Supplier's representative and other personnel shall be deemed to be agents of Supplier and nothing herein shall establish the relationship of master and servant as between the Purchaser and the Supplier's representative and other personnel.

A2. Labour Provided by Purchaser

A2.1 If required by the Contract or subsequently agreed between the Parties, Purchaser shall provide, at its own expense, skilled and sufficient personnel to undertake the relevant identified work. Such labour shall include at least one foreman who is fluent in the English language.

A2.2 Purchaser shall procure and maintain suitable Worker's and Employer's Liability Insurance as required by the applicable law for any labour provided by them under the Contract.

A2.3 The personnel provided by the Purchaser or End-User shall remain under the control of the Purchaser or End-User, as the case may be. However, such personnel shall obey to the orders and instructions of the Supplier's representative. The Supplier shall not be liable for any act, omission or negligence of such personnel, except to the extent that such act or omission is a direct result of the proven negligence of the Supplier's representative (subject always to the limitations contained in Clause 11 of the Terms and Conditions).

A3. Facilities Provided by Purchaser

A3.1 The Purchaser shall provide the following facilities and services at its own expense.

A3.1.1 Adequately furnished and equipped living accommodation to European standards for use by the Supplier's personnel throughout their stay at the Site together with subsistence and other reasonable expenses of the Supplier's personnel.

A3.1.2 Transportation for the Supplier's personnel between the Site and place of arrival and departure and for transportation between accommodation and the Site.

A3.1.3 Any special clothing or personal protective equipment for the Supplier's personnel that may be required for the applicable Site or work conditions.

A3.1.4 Except as otherwise stated in the Contract, all tools and equipment required to perform the Services, including, but not limited to, hand-tools, any special tools, heavy tools, lifting equipment, craneage, scaffolding, lighting and welding sets. All such tools and equipment shall be maintained in a safe and suitable condition by the Purchaser and, where applicable, be fully tested.

A3.1.5 All Site security, protection and watching together with implementing the correct operating and maintenance of all safety systems, procedures and equipment.

A3.1.6 All suitable consumables required for the Services, including heating, gas, fuel, compressed air, electricity, lubrication materials and other sundry items.

A3.1.7 Suitable lockable storage, security and protection for all materials and equipment.

A3.1.8 Arrangement for the provision of letters of invitation to enable Supplier to arrange necessary visas.

A3.1.9 Permits, including work permits, licenses and approvals.

A3.2 The Purchaser shall be responsible for any loss or damage to tools, plant, equipment, materials and consumable stored or placed upon the Site and shall procure and maintain suitable insurance policy to cover all risks.

A3.3 Purchaser also undertakes to maintain the Site and facilities, upon which Supplier's personnel may be required to enter, in a safe condition, and to comply with all applicable laws, statutes and regulations governing workplace health and safety, and to give Supplier's personnel all instructions necessary. Supplier shall make sure that its personnel will follow all instructions reasonably made by Purchaser.

A3.4 Purchaser's failure to comply with the obligations stated in Clauses A3.1, A3.2, and A3.3 above shall entitle Supplier to either stop rendering the Services, and/or postpone the delivery and/or ask for additional charges for the lost time of its service personnel.

A4. Working Hours

A4.1 The applicable working hours shall be as stated in the Contract.

A4.2 After a period of not more than sixty (60) days, or such other period as stated in the Contract, of attendance by any of the Supplier's personnel at Site and in addition at

the Christmas/New Year period, the Supplier's personnel are entitled to a return visit to their country of residence. The reasonable cost of the journey from and to Site shall be paid by the Purchaser to the Supplier.

A5. Time Sheets

A5.1 At the end of each week and unless otherwise agreed, the Supplier's personnel shall submit time sheets to the Purchaser's representative, showing all hours worked, to whom they are chargeable and any other items that are reimbursable by the Purchaser. Any objections against the time sheet shall be raised within forty-eight (48) hours of receipt, otherwise the time sheets will be deemed accepted by Purchaser and binding on Purchaser for purposes of payments that are due to Supplier.

A6. Accidents, Sickness and Medical Facilities

A6.1 In cases of sickness or accidents to any of Supplier's personnel, Purchaser shall provide, at his own cost, suitable qualified medical and dental care including medicines. Any treatment requiring hospitalization shall be given in a private ward.

A7. Areas of High Risk

A7.1 In the event that, due to the location of the Site, the Supplier is unable to obtain insurance cover in respect of Employers Liability, Personal Accident and/or travel under the Supplier's present policy for the Supplier's personnel, the Purchaser shall pay any additional required premiums that the Supplier may incur to provide such special insurances. However, should it not be possible for the Supplier to obtain such suitable insurance cover or existing cover is withdrawn during the course of the Services, the Supplier is hereby relieved of its obligations under the Contract and in this event Supplier shall not be in breach of any obligations hereunder and Purchaser shall have no right of claim against Supplier either under the Contract or against any Letter of Credit, bank guarantee or surety given by Supplier.

A8. Warranty for Services

8.1 Supplier warrants that the Scope of Supply will be performed in a good and workmanlike manner and will be as described in the Contract for twelve (12) months after completion of the Services, or eighteen (18) months from shipment, whichever occur first ("Warranty Period"). If within the Warranty Period any Services fails to conform to this warranty, in complete fulfilment of all its liabilities under this warranty and provided that Purchaser gives Supplier prompt written notice of such failure, Supplier shall, at Supplier's option, rework, repair, or replace the defective Services.

8.2 No Services shall be deemed to have failed to meet Supplier's warranty or to be in any way defective by reason of normal wear and tear, failure to resist erosive or corrosive action of any fluid or gas, Purchaser's failure to properly store, install, operate or maintain the equipment or material up-on which Services were performed in accordance with good industry practices or specific recommendations of Supplier, or Purchaser's failure to

provide complete and accurate information to Supplier concerning the operational application of the Services.

8.3 Purchaser shall make the replacement part(s) available for correction. The warranty contained in this Clause A8 will terminate immediately, if Purchaser or a third party undertakes inappropriate or improper modifications or repairs or if Purchaser, in case of a defect, does not immediately notify Supplier in writing of its obligations to remedy such defect and promptly take all appropriate steps to mitigate damages. Correction of non-conformities in the manner and for the period of time provided in this Clause A8 shall constitute fulfilment of all liabilities of Supplier to Purchaser with respect to such Services and equipment.

8.4 Supplier shall not be liable for costs of removal, reinstallation, or gaining access unless installation of the defective part or parts was an element of the Services. The re-performance, repair, or replacement of the Services or spare or replacement parts by and at Supplier's option under the provisions of this Clause A8 shall constitute Supplier's sole obligation and Purchaser's sole and exclusive remedy for all claims of defects regarding the Services.

8.5 Supplier shall not be liable for any loss or damage from its failure to discover or repair latent defects or inherent defects in Purchaser's equipment design nor shall Supplier be liable for any warranty obligation for Purchaser-provided parts, regardless of installation of such parts by Supplier.

8.6 For the parts of the Services that have been replaced or repaired under this warranty, the Warranty Period will commence again and be for a period not to exceed six (6) months after completion of the rework, repair, or replacement, as applicable, or the end of the original Warranty Period, whichever is later, and no any case shall the Warranty Period extend longer than eighteen (18) months after the start of the original Warranty Period.

8.7 ALL OTHER WARRANTIES, EXPRESS OR IMPLIED, INCLUDING BUT NOT LIMITED TO THE IMPLIED WARRANTIES OF FITNESS FOR A PARTICULAR PURPOSE AND MERCHANTABILITY, ARE HEREBY DISCLAIMED. SUPPLIER MAKES NO OTHER WARRANTY OR REPRESENTATION OF ANY KIND WITH RESPECT TO THE SCOPE OF SUPPLY OTHER THAN AS SPECIFIED IN THIS CLAUSE A8.



RE: Globaltech WTP 11 Pump Selection

From Todd Shaw <Its@trippenseeshaw.com>

Date Fri 4/25/2025 8:43 AM

To Connor King <CKing@globaltechdb.com>

Cc Bruce Rahmani <bruce@globaltechdb.com>; Amir Keyvanzad <Amir@globaltechdb.com>; Paul Gandy <pgandy@globaltechdb.com>; David Schuman <dschuman@globaltechdb.com>; Branden Treacy <BTreacy@globaltechdb.com>; Angie Vilorio <AViloria@globaltechdb.com>; Andrea Medina <AMedina@globaltechdb.com>; Lorri Anne Barnett <lab@trippenseeshaw.com>

 2 attachments (299 KB)

1313 at 1100ft).PDF; 1313 at 1100 FT -NPSH 52.PDF;

Connor,

Please find attached two preliminary selections/curves for your consideration for the membrane feed pumps -both work with the existing suction barrels. The main difference is one requires 52 ft NPSH BUT its under 450 HP
The other only requires 28ft but has a load demand over 450.

Rough budgetary pricing follows:

ILVS 4x6-11 budget price 85K

VERTICAL CAN PUMPS budget (does not include barrel, since it will be reused) 270K

Please call me with any questions.

Todd

L. Todd Shaw, PE

m. 407.222.0575 | LTS@TrippenseeShaw.com | www.TrippenseeShaw.com



From: Connor King <CKing@globaltechdb.com>
Sent: Thursday, April 24, 2025 11:29 AM
To: Todd Shaw <Its@trippenseeshaw.com>
Cc: Bruce Rahmani <bruce@globaltechdb.com>; Amir Keyvanzad <Amir@globaltechdb.com>; Paul Gandy <pgandy@globaltechdb.com>; David Schuman <dschuman@globaltechdb.com>; Branden Treacy <BTreacy@globaltechdb.com>; Angie Vilorio <AViloria@globaltechdb.com>; Andrea Medina <AMedina@globaltechdb.com>; Lorri Anne Barnett <lab@trippenseeshaw.com>
Subject: RE: Globaltech WTP 11 Pump Selection

Thank you Todd!

Connor King, PE
Globaltech
(772) 919-5732

From: Todd Shaw <Its@trippenseeshaw.com>
Sent: Thursday, April 24, 2025 11:04 AM
To: Connor King <CKing@globaltechdb.com>
Cc: Bruce Rahmani <bruce@globaltechdb.com>; Amir Keyvanzad <Amir@globaltechdb.com>; Paul Gandy <pgandy@globaltechdb.com>; David Schuman <dschuman@globaltechdb.com>; Branden Treacy <BTreacy@globaltechdb.com>; Angie Vilorio <AViloria@globaltechdb.com>; Andrea Medina <AMedina@globaltechdb.com>; Lorri Anne Barnett <lab@trippenseeshaw.com>
Subject: RE: Globaltech WTP 11 Pump Selection

Hi Connor,

Attached please find the selection and outline drawing from Afton for an ILVS pump for the interstage boost. We sell many of the ILVS pumps for the interstage application. Please note the small footprint and same motor size as would be required for the efficiency in your email.

Todd

L. Todd Shaw, PE
m. 407.222.0575 | LTS@TrippenseeShaw.com | www.TrippenseeShaw.com



From: Connor King <CKing@globaltechdb.com>
Sent: Wednesday, April 23, 2025 3:33 PM
To: Todd Shaw <Its@trippenseeshaw.com>; Lorri Anne Barnett <lab@trippenseeshaw.com>
Cc: Bruce Rahmani <bruce@globaltechdb.com>; Amir Keyvanzad <Amir@globaltechdb.com>; Paul Gandy <pgandy@globaltechdb.com>; David Schuman <dschuman@globaltechdb.com>; Branden Treacy <BTreacy@globaltechdb.com>; Angie Vilorio <AViloria@globaltechdb.com>; Andrea Medina

<AMedina@globaltechdb.com>
Subject: Globaltech WTP 11 Pump Selection
Importance: High

Hi Todd,

Thanks for talking with me today.

As we spoke about, we are considering a different approach to this project.

We will keep the can pump configuration for the four (4) existing Afton membrane feed pumps (MFPs). We will also be adding a fifth MFP that we want in the horizontal configuration. You said Afton **does not** carry this style and you will have to speak with Sulzer.

Additionally, we want to add five (5) interstage boost pumps, also horizontal, so these will be Sulzer. See duty points below.

OPTION 10: 5 Trains, 10 MGD perm, PX, 4 vessel stg 1 expansion, 12,000 mg/L TDS				
MFP Pressure	1100	ft tdh	476	PSI
MFP Flow	1313	gpm	1.9	MGD
Efficiency	80%			
PX Bypass	521	gpm	0.75	MGD
IntStg Pressure	177.87	ft tdh	77	PSI
IntStg Flow	868	gpm	1.3	MGD
Efficiency	80%			
No. MFPs	5			
No. Trains	5			
MFP Calc HP, ea			456	

IntStg Calc HP, ea	49
Total HP	2523
Recovery	75%
Total Raw Flow	13.2 MGD
Total Perm Flow	9.9 MGD

We want to have pump selections and estimated lead times by EOD tomorrow or sooner, time is critical on this one. Let me know what you guys can do, thanks.

Best regards,
Connor King, PE
Process Mechanical Engineer

📞 O: (561) 997-6433 | C: (772) 919-5732

💻 www.globaltechdb.com

📍 We moved! Our new address, effective October 1, will be:
901 Yamato Rd., Ste. 220, Boca Raton, FL 33431
Thank you for updating your records



The contents of this email message and any attachments are confidential and are intended solely for the addressee. The information may also be legally privileged. Any use, reproduction, or dissemination of this transmission is strictly prohibited if you have received this transmission in error. If you are not the intended recipient, please immediately notify the sender by reply email or phone and delete this message and its attachments.



RE: [EXTERNAL] PBC WTP 11 Membrane Feed Pump

From Tyler Tedcastle <ttedcastle@cviwater.com>

Date Thu 6/12/2025 8:24 AM

To Connor King <CKing@globaltechdb.com>

Cc Angelica Torres <ATorres@globaltechdb.com>; Bruce Rahmani <bruce@globaltechdb.com>

Connor,

Flowserve doesn't regularly provide these types of pumps. We have had issues since these are API Typer Pumps and not NSF Certified.

Tyler

Tyler J. Tedcastle, P.E.

Regional Sales Manager

Carter & VerPlanck, a DXP Company

Pompano Beach, FL

Office 813-287-0709

Mobile 850-264-9391

ttedcastle@cviwater.com

www.dxpe.com

From: Connor King <CKing@globaltechdb.com>

Sent: Monday, June 9, 2025 1:13 PM

To: Tyler Tedcastle <ttedcastle@cviwater.com>

Cc: Angelica Torres <ATorres@globaltechdb.com>; Bruce Rahmani <bruce@globaltechdb.com>

Subject: [EXTERNAL] PBC WTP 11 Membrane Feed Pump

This message has originated from an **External Source**. Please use proper judgment and caution when opening attachments, clicking links, or responding to this email.

Hi Tyler,

We need a quote for one (1) membrane feed pump. We want a split case multistage centrifugal pump, something like Flowserve's DMX-RO. Here are the requirements:

- Duty Point 1,313 GPM at 1,100 ft
- Wetted materials compatible with up to 12,000 mg/L total dissolved solids
- TEFC inverter duty motor, 480V

We also need a quote for one (1) interstage boost pump with. The construction should use the same materials as the above, but we want a vertical multistage construction here. The duty point for this pump is 868 GPM at 178 ft.

Let us know if you can quote this, we need something by mid-week so please call if you have any questions.

Best regards,
Connor King, PE
Process Mechanical Engineer

☎ O: (561) 997-6433 | C: (772) 919-5732

💻 www.globaltechdb.com

📍 We moved! Our new address, effective October 1, will be:

901 Yamato Rd., Ste. 220, Boca Raton, FL 33431

Thank you for updating your records



The contents of this email message and any attachments are confidential and are intended solely for the addressee. The information may also be legally privileged. Any use, reproduction, or dissemination of this transmission is strictly prohibited if you have received this transmission in error. If you are not the intended recipient, please immediately notify the sender by reply email or phone and delete this message and its attachments.

Howard Woodrow & Associates, Inc.

2903 Serenity Circle S
Fort Pierce, FL 34981
772-461-6227

Price Quote

DATE	QUOTE #
6/2/2025	6606

NAME/ ADDRESS
Globaltech, Inc. Attention: Marco A. Camero 6001 Broken Sound Pkwy NW, Ste 610 Boca Raton, FL 33487

TERMS	FOB	PROJECT
Net 30		600HP Budgetary 06-02-25

DESCRIPTION	QT	PER UNIT	TOTAL
Eaton 18 Pulse VFD: 600HP, 460V, 730A with Features per Spec + Motor Protection Relay to monitor up to (8) RTDs in the Motor (per existing VFD). Two Year Warranty (Starts at Ship Date).	1	172,250.00	172,250.00
Lead Time Approval Drawings:4-6 Weeks. Lead Time Build: 20-24 Weeks after Released			
Start Up: Eaton Certified Commissioner (Adds one year to warranty).	1	1,000.00	1,000.00
Shipping & Handling: Prepay and Add. Estimated at \$1200	1	1,200.00	1,200.00
1% Sales Tax Surcharge		50.00	50.00
		Subtotal	\$174,500.00
		Sales Tax (6.0%)	\$10,335.00
		TOTAL	\$184,835.00

FOB Factory.

#2 No Response



Fw: Eaton 18 Pulse CPX Series VFD: 600HP RFQ

From Marco Camero <MCamero@globaltechdb.com>

Date Mon 6/16/2025 8:22 AM

To Angelica Torres <ATorres@globaltechdb.com>

Get [Outlook for iOS](#)

From: Marco Camero

Sent: Thursday, June 12, 2025 3:34:34 PM

To: Arndt, Edward <Edward.Arndt@RexelUSA.com>

Subject: RE: Eaton 18 Pulse CPX Series VFD: 600HP RFQ

Ed,

Thank you. I see the attached quote is for a 500 hp VFD but we need a 600. Please see message below I sent June 3rd.




"I just noticed that the photo attached is for a 500hp but we need a 600hp VFD. Please match existing specs but for a 600hp unit. Thank you!"

Let me know if you can help with that.

Regards,

Marco A. Camero

Electrical Engineer

 M: (561) 997-6433 | C: (786) 512-2626 | D: (561) 858-8137
 www.globaltechdb.com
 901 Yamato Rd., Ste. 220, Boca Raton, FL 33431



The contents of this email message and any attachments are confidential and are intended solely for the addressee. The information may also be legally privileged. Any use, reproduction, or dissemination of this transmission is strictly prohibited if you have received this transmission in error. If you are not the intended recipient, please immediately notify the sender by reply email or phone and delete this message and its attachments.

From: Arndt, Edward <Edward.Arndt@RexelUSA.com>
Sent: Thursday, June 12, 2025 3:29 PM
To: Marco Camero <MCamero@globaltechdb.com>
Subject: Re: Eaton 18 Pulse CPX Series VFD: 600HP RFQ

Hi Marco,

Here is your proposal.

Thanks,

Ed

From: Marco Camero <MCamero@globaltechdb.com>
Sent: Thursday, June 5, 2025 9:35 AM
To: Arndt, Edward <Edward.Arndt@RexelUSA.com>
Subject: RE: Eaton 18 Pulse CPX Series VFD: 600HP RFQ

10-4. Thanks for the help Ed.

From: Arndt, Edward <Edward.Arndt@RexelUSA.com>
Sent: Thursday, June 5, 2025 9:35 AM
To: Marco Camero <MCamero@globaltechdb.com>
Subject: Re: Eaton 18 Pulse CPX Series VFD: 600HP RFQ

hi Marco,

I'm waiting for Eaton to respond. I pinged them yesterday but apparently, they have some staffing issues.

Edward Arndt

Rexel USA, Inc.

954-415-7800

From: Marco Camero <MCamero@globaltechdb.com>
Sent: Thursday, June 5, 2025 7:23:36 AM
To: Arndt, Edward <Edward.Arndt@RexelUSA.com>
Subject: RE: Eaton 18 Pulse CPX Series VFD: 600HP RFQ

Ed,

I wanted to follow up on this. Did you receive this message? Any updates? Appreciate the help!

Thank you,

To: 'Arndt, Edward' <Edward.Arndt@RexelUSA.com>
Subject: RE: Eaton 18 Pulse CPX Series VFD: 600HP RFQ

Ed,

I just noticed that the photo attached is for a 500hp but we need a 600hp VFD. Please match existing specs but for a 600hp unit. Thank you!

From: Marco Camero
Sent: Friday, May 30, 2025 12:02 PM
To: Arndt, Edward <Edward.Arndt@RexelUSA.com>
Subject: RE: Eaton 18 Pulse CPX Series VFD: 600HP RFQ

Thanks, Ed!

From: Arndt, Edward <Edward.Arndt@RexelUSA.com>
Sent: Friday, May 30, 2025 11:10 AM
To: Marco Camero <MCamero@globaltechdb.com>
Subject: Re: Eaton 18 Pulse CPX Series VFD: 600HP RFQ

Hi Marco,

This is a custom unit. I have sent the request to Eaton. It may take a few days to get the pricing.

Thanks,

Ed

From: Marco Camero <MCamero@globaltechdb.com>
Sent: Friday, May 30, 2025 10:34 AM
To: Arndt, Edward <Edward.Arndt@RexelUSA.com>
Subject: RE: Eaton 18 Pulse CPX Series VFD: 600HP RFQ

My apologies, please quote a VFD that matches the attached photo.

From: Marco Camero
Sent: Wednesday, May 28, 2025 1:50 PM
To: Arndt, Edward <Edward.Arndt@RexelUSA.com>
Subject: Eaton 18 Pulse CPX Series VFD: 600HP RFQ

Ed,

You previously helped us with a quote for several Eaton VFDs. Palm Beach County wishes to purchase and install one additional VFD, please see attached photo.

Eaton 18 Pulse CPX Series VFD: 600HP, 460V, 730A + custom enclosure. Dimensions: 93.5"H x 80"W x 32"D.

Five Year Warranty (from Ship Date), Spare Fuses, Start Up and Freight to Jobsite.

Can you please provide us with a quote? Let me know if you have any questions.

#3 No Response

 Outlook

Fw: Eaton 18 Pulse CPX Series VFD: 600HP RFQ

From Marco Camero <MCamero@globaltechdb.com>

Date Mon 6/16/2025 8:24 AM

To Angelica Torres <ATorres@globaltechdb.com>

Get [Outlook for iOS](#)

From: Rich Bird <rbird@atechsales.com>

Sent: Wednesday, June 4, 2025 10:57:44 AM

To: Marco Camero <MCamero@globaltechdb.com>

Subject: RE: Eaton 18 Pulse CPX Series VFD: 600HP RFQ

MARCO

MY EATON DRIVE SPECIALIST IS TRAVELING THIS WEEK, RESPONSE MIGHT BE DELAYED, MAYBE EVEN UNTIL MONDAY, BUT I DO HAVE THIS INTO EATON FOR PRICING

RGARDS

Rich Bird

Inside Sales Representative



A Division of JO-KELL

Main: (954) 788-9001
Phone: (954) 866-0598
Email: rbird@atechsales.com

This document may contain technical data as defined in the International Traffic in Arms Regulations (ITAR) or the Export Administration Regulations (EAR), and may not be exported to foreign persons without prior written approval from the U.S. Department of State or Department of Commerce.

From: Marco Camero <MCamero@globaltechdb.com>
Sent: Tuesday, June 3, 2025 2:20 PM
To: Rich Bird <rbird@atechsales.com>
Subject: Eaton 18 Pulse CPX Series VFD: 600HP RFQ


Caution: This email originated from outside of the organization. Do not click links or open attachments unless you recognize the sender and know the content is safe.

Rich,


You previously helped Nico from our office with a budgetary quote an Eaton VFD. Palm Beach County wishes to purchase and install one additional VFD at their WTP11. Please quote a VFD that matches the attached photo but at 600hp.

Include: Five Year Warranty (from Ship Date), Spare Fuses, Start Up and Freight to Jobsite.

Thank you,
Marco A. Camero
Electrical Engineer

 M: (561) 997-6433 | C: (786) 512-2626 | D: (561) 858-8137

 www.globaltechdb.com

 901 Yamato Rd., Ste. 220, Boca Raton, FL 33431



The contents of this email message and any attachments are confidential and are intended solely for the addressee. The information may also be legally privileged.

Sole Source



Technical & Commercial Proposal

For

GlobalTech

Palm Beach WTP 11

JD-250528-069

May 28, 2025

1717 Doolittle Drive

San Leandro, California 94577 USA

Phone: +1 (510) 483-7370 Fax: +1 (510) 483-7371

www.energyrecovery.com





1717 Doolittle Drive
San Leandro, CA 94577
Phone: +1 510 483-7370
Fax: +1 510 483-7371
sales@energyrecovery.com
energyrecovery.com

To: GlobalTech
Tel: (561) 997-6433
E-Mail: Amir@globaltechdb.com
Attention: Amir Keyvanzad
From: Energy Recovery Inc. (ERI)

Date: May 28, 2025

Subject: Palm Beach WTP 11
ERI Reference: JD-250528-069

Dear Amir,

Energy Recovery, Inc. is pleased to present this proposal for PX Pressure Exchanger technology equipment for the Palm Beach County WTP 11 project. This quotation is based on information you supplied about the Project which was used in the enclosed Power Model report to estimate the number of PX units required for a single seawater reverse osmosis (SWRO) train. Certain assumptions have been made in development of the Power Model that should be verified, including the high pressure pump and motor efficiencies and membrane differential pressure.

The following documents, attached, are part of this proposal: ERII Terms and Conditions of Sale, Return Material Agreement, Buyer's Operation and Maintenance Responsibilities, and Schedule of Field Service Charges. This proposal expires in thirty (30) days.

If I can be of any further assistance, please do not hesitate to contact me.

Sincerely,

Jason Patrick Deal
Sales Manager, USA
Energy Recovery Inc.

Mobile: +1.941.626.0885
JDeal@energyrecovery.com
www.energyrecovery.com



COMMERCIAL PROPOSAL

Proposal ref. number: JD-250528-069

Price Listings					
Product	# Units / Train	# RO trains	Discounted Unit Price	Total Qty of Units	Total Discounted Price
PX Assembly Model					
PX-Q260	2	1	\$33,062.67	2	\$66,125.34
Booster Pump Model					
VPXP-100X178, VP-PUMP, 45KW, 460V, 60HZ, 2205	1	1	\$41,882.85	1	\$41,882.85
					Discount Price
Total Price in US DOLLAR, FCA-FACTORY					\$108,008.19

Delivery Time: (Lead Time starts counting upon the receipt of Signed Order Acknowledgement.)

Pressure Exchanger: 5-8 weeks FCA factory (California, USA)

VPXP Pump: 14-18 weeks FCA factory (Germany)



Terms of payment

International Orders: Credit approval needed on credit terms other than L/C At Sight and Prepaid. Price does not include customs legalization, shipping (Unless agreed above), taxes, or duties. ERII standard packing is included. Orders processes but not taken posession of by Buyer by delivery date may be subject to warehousing fee or returned to inventory.

Notes

- Please indicate quotation number on your P.O when you place the order.
- ATMP Pump products shall be free from defects in material and workmanship for a period of 24 months from the date of installation or 30 months from the date of manufacture, whichever occurs first.

Customer Name

Branden Tracy

Company

Globaltech

Phone Number

954-531-9619

Email

Btreacy@globaltechdb.com

Quote Number

RF-250428-09

Quote Date

2025-06-09

Revision Number

0

Customer Tag #

Quoted By

Matthew Griffin

Phone Number

(519) 623-7448 ext 157

Email

mgriffin@fil-trek.com

Customer Project #

Item	Model Number	Description	P/N	Qty	Price Ea	Total Price
1	Required Start-Up Items					
2	L6MPH176-4-12F-150	MPH SERIES HOUSING	-	1	\$38,300.00	\$38,300.00
3	KG-5-40-E3-BN	KG SERIES CARTRIDGE (15/BX)	-	180	\$9.53	\$1,715.40
4	Pickling and Passivation	-	-	1	\$1,150.00	\$1,150.00
5	Total					\$41,165.40
6	Optional - Accessories					
7	DP GAUGE Assembly	Differential pressure gauge	014019-00010	1	\$500.00	\$500.00
8	1/2" Ball Valve 1000wog SS316	Vent & Drain	019002-00341	2	\$34.00	\$68.00
9	2" Ball Valve 1000wog SS316	Clean & Dirty Drain	019002-00368	1	\$166.00	\$166.00
10	Total					\$734.00
11	Spares					
12	O-RING - Buna N	Spare Closure O-Ring	-	1	\$24.00	\$24.00
13	SWINGBOLT ASSEMBLY	Spare Bolting	-	2	\$203.00	\$406.00
14	Total					\$430.00
15						
16						
17						
18	Freight <u>Estimate</u>	Freight to Boca Raton Florida		1	Currency \$620.76	USD \$620.76

NOTES - APPROVAL REQUIRED

Lead Time

10-12 weeks

ARAD

Approval Required*

Yes

If approval is not required the housing will be manufactured in accordance with the drawing supplied with this quote.

No approval drawings will be submitted after receipt of Purchase Order.

Additional Costs Not Included in Pricing Above

-Certified Shipping Documents from the Chamber of Commerce are not included. Add \$300 if required (typically overseas).

Payment via Credit Card

2.4% of total value

Payment via Wire Transfer

\$50.00 per transfer

Click here to review all terms and conditions

IncoTerms

ExWorks our factory, Cambridge, ON

Payment Terms:

100% Net 30 subject to approved credit check

Tariffs and taxes are not included. If applicable, buyer will be responsible for any associated fees

Quote Outline	
Pg	Description
1	Pricing and Commercial
2	Process Information
3	Vessel and Mechanical Information
4	Inspection & Test Plan
5	Technical and Commercial Clarification worksheet

Quote Number




RF-250428-09

Quote Date

2025-06-09

Revision Number

0

Rev	GENERAL INFORMATION				Revision Number				0
1	Tag Number(s)								
2	Project Number				VESSEL DESIGN				Rev
3	MODEL NUMBER		L6MPH176-4-12F-150		Number of Filters/vessel		176		42
4	# Vessels		1		Description of Filters		2 1/2"OD x 40" long E3 filter cartridge		43
5	Drawing Number		-						44
6	Family		001007		Filter Supports	SS316 Bottom cups W/ v-posts & top spring			45
7	OPERATING CONDITIONS				PROCESS INFORMATION				46
8	Fluid/Gas Description #1				Clean DP through Housing	-	psi		47
9	Fluid/Gas Description #2				Clean DP through Filters		psi		48
10	State (gas, liquid, solid)				Total Pressure Drop	0.00	psi		49
11	Contaminant #1				"Dirty" change out	15	psi		50
12	Contaminant #2				Flux Rate		gpm/ft2		51
13	Operating Pressure			psi	Flow Rate per	10 in	gpm		52
14	Operating Temperature			°F	Filter Surface Area	383.97	ft2		53
15	Minimum Operating Temperature			°F	Basket Surface Area	-	ft2		54
16	Density of Fluid			lb/ft3	Basket Open Area	-	ft2		55
17	Viscosity			cP	Flow Direction	Outside / In			56
18	Specific Gravity				Filter Efficiency	-			57
19	Flow Rate			gpm	Velocity thru Vessel	-	ft/s		58
20	Desired Clean Pressure Loss			psi	Vessel Head Loss	-	ft		59
21	Required Micron Rating				Est. Filter Change Interval		days		60
22	Removal Efficiency				Calculated Gas Flow		ACFM		61
23	Particulate Volume			ppm					62
24	Gas Molecular Weight								63
25	FILTER INFORMATION								64
26		Option 1		Option 2		Option 3			65
27	Filter Part Number	KG-5-40-E3-BN		-		-			66
28	Filter Type	Klares Gold		-		-			67
29	Media	POLYPROPYLENE		-		-			68
30	Micron Rating	5		-		-			69
31	Outside Diameter	2.5		-		-			70
32	Length	40		-		-			71
33	Core Material	-		-		-			72
34	End Cap Material	-		-		-			73
35	O-Ring/Gasket	Buna		-		-			74
36	Flange Material	-		-		-			75
37									76
38	Image								77
								78	
								79	
								80	

Quote Number

RF-250428-09

Quote Date

2025-06-09

Revision Number

0

	Rev	GENERAL INFORMATION					Revision Number				0	
1		Tag Number(s)										
2		Project Number					VESSEL DESIGN				Rev	
3		MODEL NUMBER		L6MPH176-4-12F-150			Number of Filters/vessel		176			42
4		# Vessels		1			Description of Filters		2 1/2"OD x 40" long E3 filter cartridge			43
5		Drawing Number		-								44
6		Family		001007			Filter Supports	SS316 Bottom cups W/ v-posts & top spring				45
7		DESIGN CONDITIONS									46	
8		Design Pressure		150	psi		Shell		SA240 316/L		47	
9		Design Temperature		400	°F		Heads		SA240 316		48	
10		MDMT		-20	°F		Flanges		SA182 F316		49	
11		Corrosion Allowance		N/A	in		Flange Gaskets		-		50	
12		Design Specification	ASME Section VIII Div. 1 - U				Pipe		SA312 TP316		51	
13							Couplings/Fittings		SA182 F316 B16.11		52	
14		VESSEL DIMENSIONS					Internal Supports		SA240 316		53	
15		Shell OD		42.63	in		Fasteners		SA193 B8M		54	
16		Shell ID		42.13	in		External Attachments		SS304		55	
17		Shell Seam to Seam		49.50	in		Davit Type		MECHANICAL DAVIT		56	
18		Volume		57.53	ft3		Davit Material		SS304		57	
19		Empty Weight		2239.00	lb		Closure Type		SWING BOLTS W/ HEX		58	
20		Operational Weight		5830.00	lb		Closure Seal Material		Buna N		59	
21		Overall Elevation		66.06	in		Closure Seal Type		O-RING		60	
22		Orientation		Horizontal			Material Restrictions		-		61	
24		CONNECTIONS					TESTING AND INSPECTION				63	
25		Mark	Service	Qty	Size	Rating	Type	Hydro Test Pressure	195		64	
26		N1	Inlet	1	12	150	RFSO	Hydro Test Duration			65	
27		N2	Outlet	1	12	150	RFSO	Radiography	N/A		66	
28		N3	Gauge Port	2	0.5	3000	NPT	PT Testing	N/A		67	
29		N4	Vent	2	0.5	3000	NPT	UT Testing	N/A		68	
30		N5	Clean Drain	1	2	3000	NPT	MP Testing	N/A		69	
31		N6	Dirty Drain	1	2	3000	NPT	PWHT	N/A		70	
32		N7		-	-	-	-	Impact Testing	N/A		71	
33		N8		-	-	-	-	Hardness Testing	N/A		72	
34		N9						PMI	N/A		73	
35		N10						Visual	N/A		74	
36		PAINTING/COATING									75	
		Internal					External					
37		Step 1	Bead blast sspc-sp6 using glass beads (no paint)				Bead blast sspc-sp6 using glass beads (no paint)				76	
38		Step 2	Pickled and passivation				Pickled and passivation				77	
39											78	
40		Step 3	None				None				79	
41											80	

Note: Nozzles attached to the vessel shall not be used to support pipe spools or other pipeline equipment. When required, Fil-Trek will provide the maximum allowable nozzle loadings after the vessel design is completed. This RFQ will take exception to nozzle loading specifications exceeding the maximum allowable nozzle loadings as defined above, it is the clients responsibility to properly support inline piping.

R Review only

H Mandatory witness

W Optional witness. Notification required.

M Monitor. Observe at any time.

Quote Number

RF-250428-09

Quote Date

2025-06-09

Revision Number

0

	SUBMITTAL	WEEKS		FIL-TREK QC	A.I.	CLIENT	R	H	W	M
DESIGN	General Arrangement Drawing	2	ARO		Y					
	ITP & Traveler		ARO		Y					
	Weld Procedure(s)		ARO		Y					
	Weld Map		ARO		Y					
	Calculations		ARO		Y					
	NDE Procedures and NDE Map		ARO		if applicable					
PRIOR TO MANUFACTURING	Pre-Inspection Meeting		ARAD							
	Uncontrolled QA Manual		ARAD							
	Material Test Certificates (MTRs)		ARAD		Y					
	Welder's Qualification		ARAD		Y					
	NDT Personnel Qualifications		ARAD		if applicable					
	PMI Procedure		ARAD							
	Painting/Coating Procedure		ARAD							
	Hydrotest Procedure		ARAD		Y					
DURING MANUFACTURING	Fit-Up Inspection		ARAD		if applicable					
	Welding in accordance with WPS		ARAD		if applicable					
	Production test coupons		ARAD		if applicable					
	Internal Inspection		ARAD		if applicable					
	Post Weld Heat Treatment		ARAD		if applicable					
	Radiographic Examinations		ARAD		if applicable					
	Other NDE (UT, MT, DP, LP)		ARAD		if applicable					
	Non-Conformance Reports		ARAD		if applicable					
	In-Process Dimensional Inspection		ARAD							
FINAL TESTING & INSPECTION	Dimensional Inspection		ARAD							
	Visual Inspection		ARAD		Y					
	Repad Test		ARAD		if applicable					
	Hydrotest		ARAD		Y					
	Surface Preparation Inspection		ARAD							
	Painting/Coating Inspection		ARAD							
	Marking and Preservation Inspection		ARAD							
AFTER SHIPMENT	Manufacturer Data Book				Y					
	Shipping Release Note									



Quote Number	RF-250428-09
Quote Date	2025-06-09
Revision Number	0

Technical and Commercial Clarification worksheet

Item No.	Bidder Clarification / Exception	Client Response	Open/Closed
1			
2			
3			
4			
5			
6			
7			
8			
9			
10			
11			
12			

#2 Price Increase

Harrington Industrial Plastics LLC

Harrington Industrial Plastics
5251 Powerline Road
Fort Lauderdale FL 33309

Phone: 954-351-0088

Fax: 954-351-0300

Attention: BRANDEN TREACY

Company: GLOBALTECH INCORPORATED

To: KABERCROMBIE@HIPCO.COM

From: Kevin A. Abercrombie

Subject: QUOTE 04455112

Memo:

Harrington Industrial Plastics
5251 Powerline Road
Fort Lauderdale FL 33309
954-351-0088
954-351-0300 Fax

Quotation# 04455112
Written: KAA
Quote Date 05/01/25
Expire Date 05/15/25
Page 1 OF 2

Quotation

078072
GLOBALTECH INCORPORATED

901 W YAMATO RD STE 220
BOCA RATON, FL 33431-4497

Ship To:
GLOBALTECH INC
4722 NW 2ND AVENUE
SUITE C-103
BOCA RATON, FL 33431

Job:

RFQ# PBC WTP11

=====
Contact: BRANDEN TREACY
Phone#: 561-997-6433
Fax: 561-997-5811
=====

Ship Via: BEST WAY POSSIBLE
FOB / Delivery ARO: SHIPPING POINT
Frt-Terms: PREPAID & CHARGE

Product/Description

Quantity

Price

U/M

Extension

*3099 FILTER PRODUCTS MISC
S6GLH42-176-4-12F-150-K01-E4
GLH SERIES HOUSING

1

58892.99

EA

58,892.99

SWC-25-4005
40" FILTER STRING WOUND PP
MEDIA/PP CORE 5 MIC
BOX QUANTITY (20)

180

11.66

EA

2,098.80

**** OPTIONAL ACCESSORIES ****

014019-00010
ASSY GAUGE DIFFERENTIAL PRES

1

738.01

EA

738.01

*3099 FILTER PRODUCTS MISC
019002-00343 - 1" BALL VALVE
1000WOG 316SS
VENTS & FLUSH PORT

3

101.85

EA

305.55

*3099 FILTER PRODUCTS MISC
019002-00368 - 2" BALL VALVE
1000WOG 316SS
CLEAN & DIRTY DRAIN

2

188.93

EA

377.86

*8099 ACCESSORIES MISC
ESTIMATED FREIGHT TO
BELLE GLADE, FLORIDA

1

1350.00

EA

1,350.00

CURRENT LEADTIME 12-14 WEEKS
AFTER RECEIPT OF ORDER
THIS QUOTATION DOES NOT
INCLUDE FREIGHT OR TAX

Harrington's standard Terms and conditions apply. Please visit
<https://www.hipco.com/terms-and-conditions-sale> for the full
Terms and Conditions

Due to recent volatility in U.S. government tariff regulations

Continued

Harrington Industrial Plastics	Quotation#	04455112
5251 Powerline Road	Written:	KAA
Fort Lauderdale FL 33309	Quote Date	05/01/25
954-351-0088	Expire Date	05/15/25
954-351-0300 Fax	Page	2 OF 2

=====

Product/Description	Quantity	Price	U/M	Extension

--whether enacted or under review--all quotes remain provisional and are subject to price adjustments or surcharges. Pricing provided is valid for 24 hours from the time of the quotation and may be adjusted up until receipt of a confirmed Purchase Order and approval to proceed with production.

=====

Merchandise	Tax	Est.Freight / Handling	Net Quote	Total
=====				
63,763.21	3,924.50	0.00	67,687.71	

Thanks For Thinking Harrington.
Respectfully Kevin A. Abercrombie
All Quotations are subject to review upon placement of order.
Freight/Handling and applicable taxes if not listed above will be added.
Harrington standard terms and conditions apply to this quote.



Sales Quotation

Quotation Number: T176029	Quotation Date: 06/12/2025	Sales Engineer: JIM MURPHY
Revision No: 1	Date Printed: 06/12/2025	Phone: (C) (863) 940-5762 (O) 863-665-7867
Customer Number: 107606		jmurphy@tencarva.com
Customer RFQ PBC WTP 11	Order Contact: MARIA RIOS	Branch: FL LAKELAND

Document Address:
GLOBALTECH INC
901 YAMATO ROAD, STE 220
BOCA RATON FL 33431

Delivery Address:
GLOBAL TECH
39700 HOOKER HIGHWAY
PBC WTP 11
BELLE GLADE FL 33430

Payment Terms: Net 30	Customer Contact: BRANDEN TREACY
Terms of Delivery: FOB SHIPPING POINT PREPAID AND ADD	Customer Phone: 954-531-9619
Ship Via: BEST WAY PREPAY AND ADD	Customer Email: BTREACY@GLOBALTECHDB.COM

LEAD-TIME: 18-20 WEEKS TO SHIP APPROX.

THE PRICES SET FORTH IN THIS QUOTE ARE BASED ON THE TARIFF RATES, DUTIES, GOVERNMENT CHARGES, AND TRADE REGULATIONS IN EFFECT AS OF THE DATE OF THE QUOTE. IF, AFTER THE QUOTE DATE, ANY NEW TARIFFS, DUTIES, TAXES, OR SIMILAR CHARGES ARE IMPOSED, OR ANY EXISTING TARIFFS, DUTIES, OR CHARGES ARE INCREASED OR MODIFIED BY ANY GOVERNMENT OR REGULATORY AUTHORITY (COLLECTIVELY, "TARIFF CHANGES"), AND SUCH TARIFF CHANGES RESULT IN AN INCREASE IN THE COST OF GOODS, WE RESERVE THE RIGHT TO ADJUST THE PRICING OF THE AFFECTED GOODS TO REFLECT THE INCREASED COSTS.
QUOTE VALID FOR 20 DAYS

Pos	Part No / Description	QTY	Unit	Sell Price	Ext. Sell Price
1	ROSEDALE PKG . ROSEDALE CARTRIDGE FILTER HOUSING. * MODEL: 48/316S.S. * ACCEPTS (205) 40" LENGTH SOE 222 END CAPS * 10" FLANGED CONNECTIONS * SIDE INLET AND SIDE OUTLET PORT CONFIGURATION * 150 PSI DESIGN PRESSURE * ALL WETTED PARTS CONSTRUCTED OF 316 STAINLESS STEEL * EPDM GASKETS * DAVIT ARM LID CLOSURE	1	EA	148,445.00	148,445.00
2	ROSEDALE PART . FILTER CARTRIDGE	176	EA	973.25	171,292.00

Sub Total:	319,737.00
Tax Total:	20,947.14
Gross Total:	340,684.14

LAKELAND ADDRESS: HUDSON PUMP 3524 CRAFTSMAN BLVD LAKELAND, FL 33803 PHONE (863)665-7867 FAX (863)666-5649 CREDIT@TENCARVA.COM WWW.HUDSONPUMP.COM	REMIT TO BY MAIL/ONLINE: TENCARVA MACHINERY PO BOX 409897 ATLANTA, GA 30384 WWW.TENCARVA.COM	REMIT BY ACH: RECEIVING BANK: BANK OF AMERICA, N.A. ABA/ROUTING #: 053000196 ACCOUNT #: 000021-208-186 EMAIL FOR REMITTANCE: PAYMENTS@TENCARVA.COM
--	--	--

Cartridge Filter Housings

These cartridge filters offer a wide range of flow capacities and contaminant holding capabilities. The housings can accommodate from 1 to 205 cartridges around. All housings can be supplied with an ASME code stamp, if required.

Standard Features

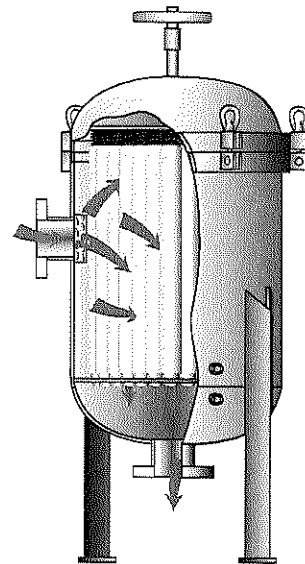

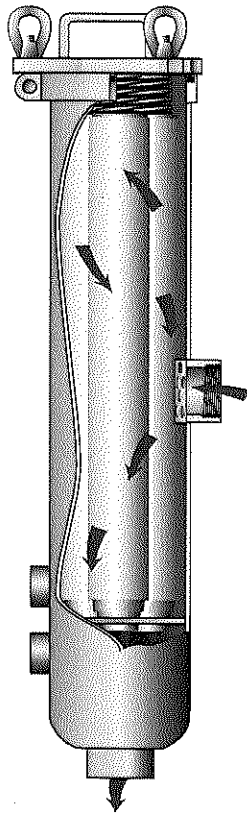
- Low pressure drop
- Permanently piped housings are opened without special tools and without disturbing the piping
- Machined cover gasket groove provides positive O-ring sealing
- Easy to clean
- In-line inlet and outlet
- Stainless steel internals

Standard Options

- 2 outlet styles
- Carbon steel, 304 or 316 stainless steel housings
- ASME code stamp
- O-ring seals: Buna N, EPR, Viton®, Teflon®
- Accommodates 10, 20, 30 or 40-inch cartridges
- Flanged connections for 3/4 through 12-inch pipe
- V posts or threaded center posts
- Units accept DOE or 222 style cartridges

How They Work

Unfiltered fluid enters the housing and is distributed evenly around the cartridges, from outside to inside. Solids are collected on the outside for easy removal. The filtered fluid then exits through the outlet pipe.



Center: Models 4, 6 and 8
Bottom Right: Models 12 thru 48

Cartridge Requirements

The following table gives the number of cartridges needed for each housing model.

Model Number and Diameter	Cartridge Lengths	Number of Cartridges	Equivalent 10-inch lengths	Available Pipe Sizes
Model 4	10-inch	1	1	3/4, 1, 1-1/4, 1-1/2, 2
	20-inch	1	2	
	30-inch	1	3	
	40-inch	1	4	
Model 6	20-inch	3	6	3/4, 1, 1-1/4, 1-1/2, 2, 3
	30-inch	3	9	
	40-inch	3	12	
Model 8	20-inch	6	12	3/4, 1, 1-1/4, 1-1/2, 2, 3
	30-inch	6	18	
	40-inch	6	24	
Model 12	20-inch	12	24	2,3,4
	30-inch	12	36	
	40-inch	12	48	
Model 16	20-inch	20	40	2,3,4
	30-inch	20	60	
	40-inch	20	80	
Model 18	20-inch	27	54	2,3,4
	30-inch	27	81	
	40-inch	27	108	
Model 22	20-inch	40	80	3,4,6
	30-inch	40	120	
	40-inch	40	160	
Model 24	20-inch	52	104	3,4,6
	30-inch	52	156	
	40-inch	52	208	
Model 30	20-inch	82	164	4,6,8
	30-inch	82	246	
	40-inch	82	328	
Model 36	20-inch	116	232	6,8,10
	30-inch	116	348	
	40-inch	116	464	
Model 42	20-inch	158	316	8,10,12
	30-inch	158	474	
	40-inch	158	632	
Model 48	20-inch	205	410	8,10,12
	30-inch	205	615	
	40-inch	205	820	

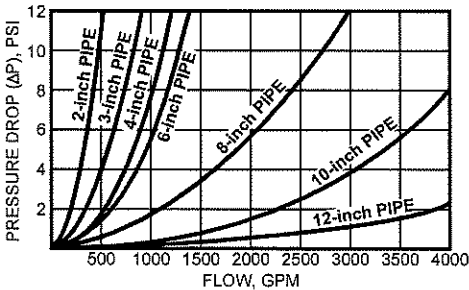
Determining Housing Pressure Drop Only

The pressure drops shown on the graph are reliable for all cartridge housings. The pressure drop of any housing is governed by the size of the inlet and outlet, not the vessel itself.

1. Using desired pipe size and approximate flow rate, determine the basic pressure drop from the graph.
2. Multiply the pressure drop obtained in step 1 by the viscosity correction factor found in the accompanying table.
3. You now have the pressure drop for an empty cartridge housing.
4. The user selected cartridge pressure drop must then be added to the housing pressure.
5. To calculate pressure drop through cartridges, see page 174.

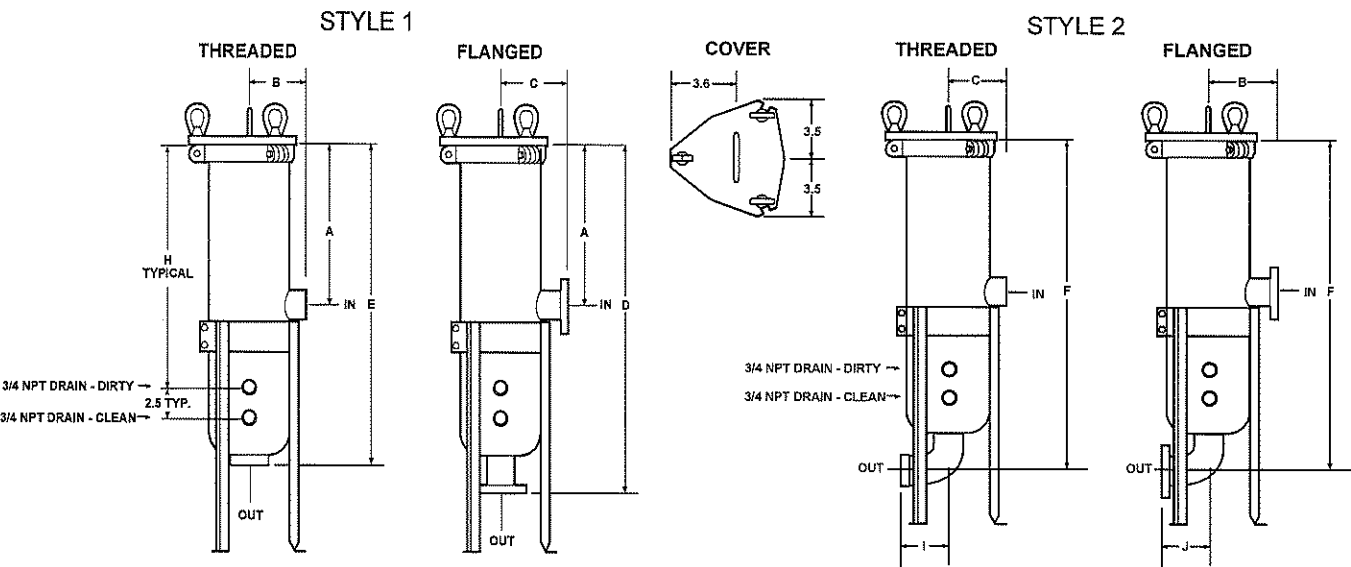
Viscosity Factors

		CPS NUMBER							
1 (H ₂ O)		50	100	200	400	600	800	1000	2000
.65	.85	1.00	1.10	1.20	1.40	1.50	1.60	1.80	



*Based on housing only. Fluid viscosity, filter cartridge used, and expected dirt loading should be considered when sizing a filter.

Dimensions for Models 4, 6, and 8 (IN)



Model No.	Pipe Size	A	B	C	D	E	F	H	I	J
4110	3/4	6.0	5.0	3.5	20.0	18.6	18.9	11.8	1.9	4.0
	1	6.0	5.0	3.5	20.0	18.8	19.3	11.8	2.5	4.0
	1-1/4	6.0	5.0	3.5	20.0	18.8	19.7	11.8	2.9	4.0
	1-1/2	6.0	5.0	3.5	20.0	18.8	20.1	11.8	3.3	4.0
	2	6.0	5.0	3.5	20.0	18.7	20.8	11.8	4.0	5.0
4120	3/4	11.0	5.0	3.5	30.0	28.6	28.9	21.8	1.9	4.0
	1	11.0	5.0	3.5	30.0	28.8	29.3	21.8	2.5	4.0
	1-1/4	11.0	5.0	3.5	30.0	28.8	29.7	21.8	2.9	4.0
	1-1/2	11.0	5.0	3.5	30.0	28.8	30.1	21.8	3.3	4.0
	2	11.0	5.0	3.5	30.0	28.7	30.8	21.8	4.0	5.0
4130	3/4	16.0	5.0	3.5	40.0	38.6	38.9	31.8	1.9	4.0
	1	16.0	5.0	3.5	40.0	38.8	39.3	31.8	2.5	4.0
	1-1/4	16.0	5.0	3.5	40.0	38.8	39.7	31.8	2.9	4.0
	1-1/2	16.0	5.0	3.5	40.0	38.8	40.1	31.8	3.3	4.0
	2	16.0	5.0	3.5	40.0	38.7	40.8	31.8	4.0	5.0
4140	3/4	21.0	5.0	3.5	50.0	48.6	48.9	41.8	1.9	4.0
	1	21.0	5.0	3.5	50.0	48.8	49.3	41.8	2.5	4.0
	1-1/4	21.0	5.0	3.5	50.0	48.8	49.7	41.8	2.9	4.0
	1-1/2	21.0	5.0	3.5	50.0	48.8	50.1	41.8	3.3	4.0
	2	21.0	5.0	3.5	50.0	48.7	50.8	41.8	4.0	5.0

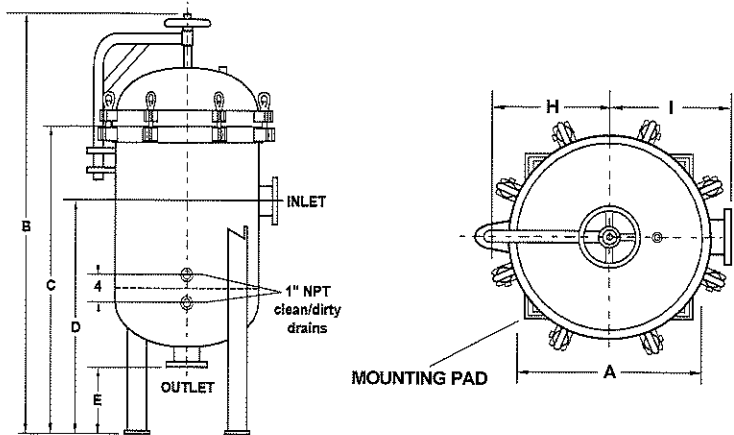


Dimensions for Models 4, 6, and 8 (IN) Cont.

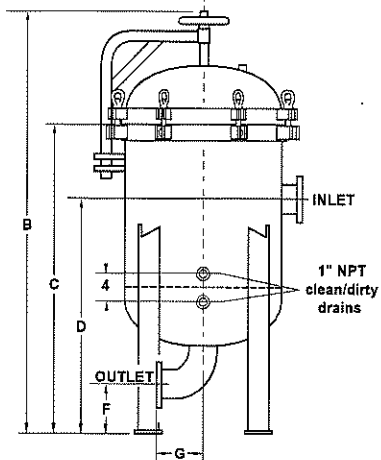
Model No.	Pipe Size	A	B	C	D	E	F	H	I	J
6310	3/4	6.0	6.0	4.0	21.0	18.7	18.9	11.8	1.9	5.0
	1	6.0	6.0	4.3	21.0	18.8	19.3	11.8	2.5	5.0
	1-1/4	6.0	6.0	4.3	21.0	18.8	19.7	11.8	2.9	5.0
	1-1/2	6.0	6.0	4.3	21.0	18.8	20.1	11.8	3.3	5.0
	2	6.0	6.0	4.3	21.88	18.8	20.8	11.8	4.0	5.0
	3	6.0	6.0	4.3	21.88	19.1	22.1	11.8	6.1	7.3
6320	3/4	11.0	6.0	4.0	31.0	28.7	28.9	21.8	1.9	5.0
	1	11.0	6.0	4.3	31.0	28.8	29.3	21.8	2.5	5.0
	1-1/4	11.0	6.0	4.3	31.0	28.8	29.7	21.8	2.9	5.0
	1-1/2	11.0	6.0	4.3	31.0	28.8	30.1	21.8	3.3	5.0
	2	11.0	6.0	4.3	31.88	28.7	30.8	21.8	4.0	5.0
	3	11.0	6.0	4.3	31.88	29.1	32.1	21.8	6.1	7.3
6330	3/4	16.0	6.0	4.0	41.0	38.7	38.9	31.8	1.9	5.0
	1	16.0	6.0	4.3	41.0	38.8	39.3	31.8	2.5	5.0
	1-1/4	16.0	6.0	4.3	41.0	38.8	39.7	31.8	2.9	5.0
	1-1/2	16.0	6.0	4.3	41.0	38.8	40.1	31.8	3.3	5.0
	2	16.0	6.0	4.3	41.88	38.8	40.8	31.8	4.0	5.0
	3	16.0	6.0	4.3	41.88	39.1	42.1	31.8	6.1	7.3
6340	3/4	21.0	6.0	4.0	51.0	48.7	48.9	41.8	1.9	5.0
	1	21.0	6.0	4.3	51.0	48.8	49.3	41.8	2.5	5.0
	1-1/4	21.0	6.0	4.3	51.0	48.8	49.7	41.8	2.9	5.0
	1-1/2	21.0	6.0	4.3	51.0	48.8	50.1	41.8	3.3	5.0
	2	21.0	6.0	4.3	51.88	48.8	50.8	41.8	4.0	5.0
	3	21.0	6.0	4.3	51.88	49.1	52.1	41.8	6.1	7.3
8620	3/4	11.0	7.5	5.3	32.1	29.7	30.1	21.8	1.9	5.0
	1	11.0	7.5	5.3	32.1	29.8	30.4	21.8	2.5	5.0
	1-1/4	11.0	7.5	5.3	32.1	29.8	30.7	21.8	2.9	5.0
	1-1/2	11.0	7.5	5.6	32.1	29.8	30.1	21.8	3.3	5.0
	2	11.0	7.5	5.8	32.1	29.8	31.8	21.8	4.0	5.0
	3	11.0	7.5	6.8	32.4	30.3	33.2	21.8	6.1	7.3
8630	3/4	16.0	7.5	5.3	42.1	39.7	40.1	31.8	1.9	5.0
	1	16.0	7.5	5.3	42.1	39.8	40.4	31.8	2.5	5.0
	1-1/4	16.0	7.5	5.3	42.1	39.8	40.7	31.8	2.9	5.0
	1-1/2	16.0	7.5	5.6	42.1	39.8	40.1	31.8	3.3	5.0
	2	16.0	7.5	5.8	42.1	39.8	41.8	31.8	4.0	5.0
	3	16.0	7.5	6.8	42.4	40.3	43.2	31.8	6.1	7.3
8640	3/4	21.0	7.5	5.3	52.1	49.7	50.1	41.8	1.9	5.0
	1	21.0	7.5	5.3	52.1	49.8	50.4	41.8	2.5	5.0
	1-1/4	21.0	7.5	5.3	52.1	49.8	50.7	41.8	2.9	5.0
	1-1/2	21.0	7.5	5.6	52.1	49.8	50.1	41.8	3.3	5.0
	2	21.0	7.5	5.8	52.1	49.8	51.8	41.8	4.0	5.0
	3	21.0	7.5	6.8	52.4	50.3	53.2	41.8	6.1	7.3

R **Dimensions for Models 12-24 (IN)**

STYLE 1



STYLE 2



Model No.	No. of Cart.	Cart. Length	Pipe Size	STYLE 1					STYLE 2							Empty Weight (lbs)	Total Volume (cu. ft.)
				A	B	C	D	E	B	C	D	F	G	H	I		
12	12	20	2	12.0	59.1	43.1	33.1	12.0	50.6	34.6	24.6	4.5	5.5	9.3	10.0	370	2.2
			3						52.9	36.9	26.9	5.3	7.3			385	
			4						55.1	39.1	29.1	6.0	9.0			410	
		30	2	12.0	69.1	53.1	38.1	12.0	60.6	44.6	29.6	4.5	5.5	9.3	10.0	395	2.9
			3						62.9	46.9	31.9	5.3	7.3			410	
			4						65.1	49.1	34.1	6.0	9.0			425	
		40	2	12.0	79.1	63.1	43.1	12.0	70.6	54.6	34.6	4.5	5.5	9.3	10.0	420	3.7
			3						72.9	56.9	36.9	5.3	7.3			435	
			4						75.1	59.1	39.1	6.0	9.0			455	
16	20	20	2	16.0	61.1	44.1	34.1	12.0	52.6	35.6	25.6	4.5	5.5	10.9	12.0	450	3.6
			3						54.9	37.9	27.9	5.3	7.3			465	
			4						57.1	40.1	30.1	6.0	9.0			480	
		30	2	16.0	71.1	54.1	39.1	12.0	62.6	45.6	30.6	4.5	5.5	10.9	12.0	475	4.8
			3						64.9	47.9	32.9	5.3	7.3			495	
			4						67.1	50.1	35.1	6.0	9.0			510	
		40	2	16.0	81.1	64.1	44.1	12.0	72.6	55.6	35.6	4.5	5.5	10.9	12.0	505	5.9
			3						74.9	57.9	37.9	5.3	7.3			520	
			4						77.1	60.1	40.1	6.0	9.0			540	

R **Dimensions for Models 12-24 (IN) Cont.**

Model No.	No. of Cart.	Cart. Length	Pipe Size	STYLE 1					STYLE 2							Empty Weight (lbs)	Total Volume (cu. ft.)
				A	B	C	D	E	B	C	D	F	G	H	I		
18	27	20	2	18.0	62.1	44.6	34.6	12.0	53.6	36.1	26.1	4.5	5.5	11.9	13.0	480	4.7
			3						55.9	38.4	28.4	5.3	7.3			500	
			4						58.1	40.6	30.6	6.0	9.0			515	
		30	2	18.0	72.1	54.6	39.6	12.0	63.6	46.1	31.1	4.5	5.5	11.9	13.0	515	6.1
			3						65.9	48.4	33.4	5.3	7.3			530	
			4						68.1	50.6	35.6	6.0	9.0			550	
		40	2	18.0	82.1	64.6	44.6	12.0	73.6	56.1	36.1	4.5	5.5	11.9	13.0	550	7.6
			3						75.9	58.4	38.4	5.3	7.3			565	
			4						78.1	60.6	40.6	6.0	9.0			580	
22	40	20	2	22.0	64.1	45.6	35.6	12.0	55.6	37.1	27.1	4.5	5.5	13.9	15.0	615	7.3
			3						57.9	39.4	29.4	5.3	7.3			630	
			4						60.1	41.6	31.6	6.0	9.0			645	
			6						64.1	45.6	35.6	7.0	12.5			690	
		30	2	22.0	74.1	55.6	40.6	12.0	65.6	47.1	32.1	4.5	5.5	13.9	15.0	655	9.5
			3						67.9	49.4	34.4	5.3	7.3			670	
			4						70.1	51.6	36.6	6.0	9.0			690	
			6						74.1	55.6	40.6	7.0	12.5			730	
		40	2	22.0	84.1	65.6	45.6	12.0	75.6	57.1	37.1	4.5	5.5	13.9	15.0	695	11.7
			3						77.9	59.4	39.4	5.3	7.3			710	
			4						80.1	61.6	41.6	6.0	9.0			730	
			6						84.1	65.6	45.6	7.0	12.5			770	
24	52	20	2	24.0	65.1	46.1	36.1	12.0	56.6	37.6	27.6	4.5	5.5	14.9	16.0	665	8.8
			3						58.9	39.9	29.9	5.3	7.3			680	
			4						61.1	42.1	32.1	6.0	9.0			700	
			6						65.1	46.1	36.1	7.0	12.5			745	
		30	2	24.0	75.1	56.1	41.1	12.0	66.6	47.6	32.6	4.5	5.5	14.9	16.0	710	11.4
			3						68.9	49.9	34.9	5.3	7.3			725	
			4						71.1	52.1	37.1	6.0	9.0			740	
			6						75.1	56.1	41.1	7.0	12.5			790	
		40	2	24.0	85.1	66.1	46.1	12.0	76.6	57.6	37.6	4.5	5.5	14.9	16.0	750	14.0
			3						78.9	59.9	39.9	5.3	7.3			770	
			4						81.1	62.1	42.1	6.0	9.0			785	
			6						85.1	66.1	46.1	7.0	12.5			830	

R

Dimensions for Models 30-48 (IN)

Model No.	No. of Cart.	Cart. Length	Pipe Size	STYLE 1					STYLE 2							Empty Weight (lbs)	Total Volume (cu. ft.)
				A	B	C	D	E	B	C	D	F	G	H	I		
30	82	20	2	30.0	68.1	47.6	37.6	12.0	59.6	39.1	29.1	4.5	5.5	17.9	19.0	955	14.5
			3						61.9	41.4	31.4	5.3	7.3			970	
			4						64.1	43.6	33.6	6.0	9.0			990	
			6						68.1	47.6	37.6	7.0	12.5			1035	
			8						72.4	51.9	41.9	8.3	16.0			1100	
		30	2	30.0	78.1	57.6	42.6	12.0	69.6	49.1	34.1	4.5	5.5	17.9	19.0	1030	18.6
			3						71.9	51.4	36.4	5.3	7.3			1045	
			4						74.1	53.6	38.6	6.0	9.0			1060	
			6						78.1	57.6	42.6	7.0	12.5			1110	
			8						82.4	61.9	46.9	8.3	16.0			1170	
		40	2	30.0	88.1	67.6	47.6	12.0	79.6	59.1	39.1	4.5	5.5	17.9	19.0	1100	22.7
			3						81.9	61.4	41.4	5.3	7.3			1120	
			4						84.1	63.6	43.6	6.0	9.0			1135	
			6						88.1	67.6	47.6	7.0	12.5			1180	
			8						92.4	71.9	51.9	8.3	16.0			1245	
36	116	20	2	36.0	71.1	49.1	39.1	12.0	62.6	40.6	30.6	4.5	5.5	20.9	22.0	1315	22.0
			3						64.9	42.9	32.9	5.3	7.3			1330	
			4						67.1	45.1	35.1	6.0	9.0			1350	
			6						71.1	49.1	39.1	7.0	12.5			1395	
			8						75.4	53.4	43.4	8.3	16.0			1460	
			10						79.6	57.6	47.6	9.5	19.0			1570	
		30	2	36.0	81.1	59.1	44.1	12.0	72.6	50.6	35.6	4.5	5.5	20.9	22.0	1425	27.9
			3						74.9	52.9	37.9	5.3	7.3			1440	
			4						77.1	55.1	40.1	6.0	9.0			1460	
			6						81.1	59.1	44.1	7.0	12.5			1505	
			8						85.4	63.4	48.4	8.3	16.0			1570	
			10						89.6	67.6	52.6	9.5	19.0			1680	
		40	2	36.0	91.1	69.1	49.1	12.0	82.6	60.6	40.6	4.5	5.5	20.9	22.0	1535	33.8
			3						84.9	62.9	42.9	5.3	7.3			1550	
			4						87.1	65.1	45.1	6.0	9.0			1570	
			6						91.1	69.1	49.1	7.0	12.5			1615	
			8						95.4	73.4	53.4	8.3	16.0			1680	
42	158	20	2	42.0	74.1	50.6	40.6	12.0	65.6	42.1	32.1	4.5	5.5	23.9	25.0	2030	31.6
			3						67.9	44.4	34.4	5.3	7.3			2045	
			4						70.1	46.6	36.6	6.0	9.0			2060	
			6						74.1	50.6	40.6	7.0	12.5			2110	



Dimensions for Models 30-48 (IN) Cont.

Model No.	No. of Cart.	Cart. Length	Pipe Size	STYLE 1					STYLE 2							Empty Weight (lbs)	Total Volume (cu. ft.)
				A	B	C	D	E	B	C	D	F	G	H	I		
			8						78.4	54.9	44.9	8.3	16.0			2170	
			10						82.6	59.1	49.1	9.5	19.0			2280	
			12						87.1	63.6	53.6	11.0	22.5			2415	
	30	2	2	42.0	84.1	60.6	45.6	12.0	75.6	52.1	37.1	4.5	5.5	23.9	25.0	2160	39.6
			3						77.9	54.4	39.4	5.3	7.3			2175	
			4						80.1	56.6	41.6	6.0	9.0			2195	
			6						84.1	60.6	45.6	7.0	12.5			2240	
			8						88.4	64.9	49.9	8.3	16.0			2305	
			10						92.6	69.1	54.1	9.5	19.0			2415	
			12						97.1	73.6	58.6	11.0	22.5			2550	
	40	2	2	42.0	94.1	70.6	50.6	12.0	85.6	62.1	42.1	4.5	5.5	23.9	25.0	2285	47.6
			3						87.9	64.4	44.4	5.3	7.3			2300	
			4						90.1	66.6	46.6	6.0	9.0			2320	
			6						94.1	70.6	50.6	7.0	12.5			2360	
			8						98.4	74.9	54.9	8.3	16.0			2430	
			10						102.6	79.1	59.1	9.5	19.0			2535	
			12						107.1	83.6	63.6	11.0	22.5			2670	
48	205	20	2	48.0	77.1	52.1	42.1	12.0	68.6	44.1	34.1	4.5	5.5	26.9	28.0	2510	43.2
			3						70.9	46.4	36.4	5.3	7.3			2520	
			4						73.1	48.6	38.6	6.0	9.0			2540	
			6						77.1	52.6	42.6	7.0	12.5			2585	
			8						81.4	56.9	46.9	8.3	16.0			2650	
			10						85.6	61.1	51.1	9.5	19.0			2760	
			12						90.1	65.6	55.6	11.0	22.5			2895	
	30	2	2	48.0	87.1	62.1	47.1	12.0	78.6	54.1	39.1	4.5	5.5	26.9	28.0	2655	53.7
			3						80.9	56.4	41.4	5.3	7.3			2670	
			4						83.1	58.6	43.6	6.0	9.0			2685	
			6						87.1	62.6	47.6	7.0	12.5			2730	
			8						91.4	66.9	51.9	8.3	16.0			2800	
			10						95.6	71.1	56.1	9.5	19.0			2905	
			12						100.1	75.6	60.6	11.0	22.5			3040	
	40	2	2	48.0	97.1	72.1	52.1	12.0	88.6	64.1	44.1	4.5	5.5	26.9	28.0	2800	64.1
			3						90.9	66.4	46.4	5.3	7.3			2815	
			4						93.1	68.6	48.6	6.0	9.0			2830	
			6						97.1	72.6	52.6	7.0	12.5			2880	
			8						101.4	76.9	56.9	8.3	16.0			2945	
			10						105.6	81.1	61.1	9.5	19.0			3050	
			12						110.1	85.6	65.6	11.0	22.5			3180	



Buyer: Bruce Rahmani - GlobalTech

Date: May 21, 2025
Revision 1

Project: 2MGD RO Skid System
West Palm Beach, FL
Aerex Proposal No. PN25138

PROPOSAL

Aerex Industries, Inc. is pleased to submit the following proposal for the design and manufacture of one (1) 2.0 MGD (million gallons per day) reverse osmosis membrane train assembly.

Our proposal includes our interpretation and understanding of all necessary equipment, piping, and valves.

Please see the attached Scope of Supply for a complete list of equipment, materials, and services to be provided under this Proposal.

Base price per Aerex scope: **\$ 1,978,150.00/lot**

Payment for the proposed project will be based on monthly draws per an approved Schedule of Values based on services performed and/or materials purchased by Aerex Industries, Inc. that are stored at the project site and/or the Aerex facility located in Ft. Pierce, Florida.

The base price does not include bacteriological and/or laboratory testing that may be required during performance testing.

The base price does not include any permits or fees that may be required by state and/or federal governmental authorities to complete the project. The client is solely responsible for paying such fees and obtaining the required permits.

Any county, state, and/or federal taxes required to complete the purchase and/or delivery of the materials and/or services provided in this Proposal are not included in the base price. In addition, the costs associated with purchasing any bonds necessary to complete this project are not included in the base price.

SCOPE OF SUPPLY

Reverse Osmosis System:

- **Membrane Support Structure:** Fabricated from 316/316L dual certified stainless steel. Membrane vessels are supported at 3 points.
(Contractor responsible for placement and anchoring of support structure)
- **Pressure Vessels:** Manufactured by Protec or Codeline. A total of sixty (60) pressure vessels will be provided.
- **Membrane Elements:** Supply a total of four hundred and twenty (420) 8-inch in diameter by 40-inch long spiral wound membrane elements.
- **Skid Mounted Valves:** The total quantities and a description of the supplied valves are below. Any valves not listed below or changes to the listed valves below will be at an additional cost:

Quantity	Reference	Detailed Description
Stage 1 Feed		
1		10" 300# LUG BUTTERFLY VALVE, ELECTRIC OPERATOR
1		10" 300# LUG BUTTERFLY VALVE, GEAR OPERATOR
Interstage		
1		8" 300# LUG BUTTERFLY VALVE, GEAR OPERATOR
1		8" 300# LUG BUTTERFLY VALVE, GEAR OPERATOR
Permeate		
1		10" 150# WAFFER BUTTERFLY VALVE, ELECTRIC OPERATOR
1		10" 150# WAFER CHECK VALVE
1		8" 150# WAFER BUTTERFLY VALVE, CHAIN WHEEL
Concentrate		
1		6" 300# V-PORT BALL VALVE, ELECTRIC OPERATOR
1		6" 300# LUG BUTTERFLY VALVE, GEAR OPERATOR
1		6" 300# WAFER CHECK VALVE
CIP		
4		6" 300# LUG BUTTERFLY VALVE, GEAR OPERATOR
4		6" 150# PVC WAFFER BUTTERFLY VALVE, LEVER OPERATOR
Misc		
11		1/2" 316SS FNPT BALL VLV
1		2" PRESSURE RELIEF VALVE
1		2" VACUUM BREAKER

- **Process Piping:** Feed, Interstage, Concentrate, and Permeate piping will be fabricated from 316/316L stainless steel. All stainless-steel piping will be manufactured by an ASME-certified welder in a Code Certified manufacturing facility and pickled and passivated by full immersion. Piping wall thickness and flange classes will be designed based on the membrane projections.

- CIP Piping: We have included a short section (approximately 16”) of Sch80 PVC with a ½” drain valve to create a double block and bleed between the two valves.
- J-Bends: Supply sixty (60) 316/316L stainless steel smooth radiused bends.
- Sample Panel: One (1) sample panel is manufactured from 316/316L stainless steel. Sample valves, sample points, sample tubing, and hardware will be provided. Sample points are as follows:
 - One sample point for each vessel
 - One feed sample/vent point
 - One interstage sample/vent point
 - One concentrate sample/vent point
 - One 1st stage permeate sample point
 - One 2nd stage permeate sample point
 - One total permeate sample point

(Contractor responsible for placement and anchoring of panel)
- Instrument Panel: One (1) instrument panel with junction box will be supplied and manufactured from 316/316L stainless steel.
 - Any instruments not listed below or changes to the listed instruments below will be at an additional cost.
 - Our base price includes a one-day instrumentation startup and certification per train. Additional startup and/or certification support is \$2,500/day if needed.

Quantity	Reference	Detailed Description
6		PRESSURE GAUGE
3		PRESSURE TRANSMITTER
1		PRESSURE SWITCH
1		DIFFERENTIAL PRESSURE TRANSMITTER
3		CONDUCTIVITY PROBE AND TRANSMITTER
1		8" FLOWMETER (MAGMETER)
1		10" FLOWMETER (MAGMETER)
1		PRESSURE SWITCH HIGH
1		6" FLOWMETER (MAGMETER)

(Contractor responsible for placement and anchoring of panel)

- Energy Recovery Turbine: Excluded
(Contractor responsible for placement and anchoring)

Equipment, materials, and/or services to be provided by others:

- Offloading and placement of all Aerex supplied equipment.
- Installation of anchor bolts, off-skid pipe supports, concrete pads, and grout.
- High-pressure pump not provided by Aerex.
- Cartridge Filter Housing and Elements not provided by Aerex.
- Disinfection, flushing, and cleaning of piping and vessels.
- Interconnecting off skid piping and supports.
- All field conduits and wires required for instruments, valves, and motors, including power, signal, and control wiring.
- All small diameter piping/tubing, valves, and/or dampeners for instrument process flow connection.
- Access to the office trailer, phone, fax, restroom facilities, dumpster for normal usage, and equipment with an operator for unloading and locating Aerex-supplied equipment.
- Raw and permeate water quality sampling and testing.
- All chemicals, power, and water required for testing and startup.
- Any equipment, materials, and/or services not otherwise listed in this Scope of Supply shall be provided by others and are not otherwise included in the Proposal price.

On behalf of Aerex Industries, I would like to express our gratitude for your business and look forward to working with you and delivering quality projects to our mutual clients.

Montroe Dean Hopkins, BSEE

Vice President
Aerex Industries, Inc.

STANDARD TERMS AND CONDITIONS

These Standard Terms and Conditions are an integral part of each agreement between Aerex Industries, Inc. ("Seller") and its Buyer ("Purchaser") for the sale of equipment, materials and supplies (hereinafter collectively referred to as "Equipment") and any related services ("Services"). Seller's Proposal to Purchaser, together with these Standard Terms and Conditions, is referred to as the "Agreement".

1.0 Contract. If these Standard Terms are part of an Agreement, then a contract is formed when the parties execute such Agreement. If no Agreement applies to the purchases, and these Terms are part of an Order, then a contract is formed upon Acceptance. This Agreement is not an Acceptance of any offer made by Purchaser, and Acceptance of this Agreement is expressly conditioned upon Purchaser's assent to these terms and conditions. Purchaser will be deemed to have assented to these terms and conditions when in part or in whole:

- (a) Purchaser signs and delivers to Seller an acknowledgement copy of any of Seller's Proposal, order acknowledgements, submittal approvals, fabrication and/or material releases or invoice forms;
- (b) at Seller's option, Buyer shall have given to Seller (orally or in writing) specifications of quantity, quality and/or type of goods, assortments thereof, delivery dates, shipping instructions, instructions to bill, or the like as to all or any part of the Equipment and/or Services herein described;
- (c) Buyer has received delivery of the whole or any part thereof, or
- (d) Buyer has otherwise assented to the terms and conditions hereof.

No additional or different terms or conditions will be binding upon Seller unless specifically agreed to in writing by an officer of Seller; no other representative has any authority to waive, alter, vary or add to the terms hereof.

2.0 Prices and Payments. Any proposals or price quotations may be modified or withdrawn by Seller at any time prior to acceptance by Purchaser and shall automatically expire in thirty (30) days unless a shorter term is provided above. Purchaser shall pay Seller for the Equipment and/or Services in accordance with the payment schedule (as set forth in Seller's proposal or, if applicable, in any special conditions agreed to in writing by the Parties). All prices listed in the proposal are in United States Dollars and Payment shall be made in full, in lawful free and unblocked currency of the United States of America (U.S.A.). Payment is due net 30 days from the date of Seller's invoice upon approved credit, unless otherwise specified in the proposal. If during the period of performance of an order, purchaser does not comply with the terms of payment specified herein, Seller may revoke credit and require payment in advance. Purchaser agrees to reimburse Seller for collection costs, including 2% (two percent) interest per month (not to exceed the maximum amount permitted by applicable law), should Purchaser fail to timely pay. Purchaser shall have no rights to make any deduction, retention, withholding or setoff relating to any payments due under this Agreement. Purchaser shall reimburse any reasonable costs including, but not limited to, reasonable attorneys' fees incurred by Seller to collect any amounts past due and/or unpaid by Purchaser.

3.0 Taxes and Duties. Seller shall be responsible for all corporate taxes measured by net income due to performance of or payment for work under this Agreement ("Seller Taxes"). Purchaser shall be responsible for all taxes, duties, fees, or other charges of any nature (including, but not limited to, consumption, gross receipts, import, property, sales, stamp, turnover, use, or value-added taxes, and all items of withholding, deficiency, penalty, addition to tax, interest, or assessment related thereto, imposed by any governmental authority on Buyer or Seller or its subcontractors) in relation to the Agreement or the performance of or payment for work under the Agreement other than Seller Taxes ("Purchaser Taxes"). The Agreement prices do not include the amount of any Purchaser Taxes. If Purchaser deducts or withholds Purchaser Taxes, Purchaser shall pay additional amounts so that Seller receives the full Agreement price without reduction for Purchaser Taxes. Purchaser shall provide to Seller, within one month of payment, official receipts from the applicable governmental authority for deducted or withheld taxes. Purchaser shall furnish Seller with evidence of tax exemption acceptable to taxing authorities if applicable, prior to execution of the Agreement

by both Parties or issuance by the Seller of the order acceptance. Purchaser's failure to provide evidence of exemption at time of order will relieve Seller of any obligation to refund taxes paid by Seller.

4.0 Material Escalation. If during the performance of the work specified in this Proposal, the price of stainless steel significantly increases, through no fault of Seller, the price of stainless steel under this agreement shall be equitably adjusted by an amount reasonably necessary to cover any such significant price increases. As used herein, a significant price increase shall mean any increase in price exceeding five percent (5%) experienced by Seller from the date of this Proposal. Such price increases shall be documented through quotes, invoices, or receipts. Where the delivery of stainless steel under this agreement is delayed, through no fault of Seller, Seller shall not be liable for any additional costs, delays or damages associated with material shortages or the unavailability of stainless steel.

5.0 Delivery, Title and Risk of Loss.

(a) Delivery: Unless otherwise specified in this Agreement, Seller shall deliver all Equipment to Purchaser FOB (Seller's facility) Freight Prepaid (UCC, Article 2). Purchaser shall give Seller complete shipping instructions at least Fourteen (14) days before the estimated delivery date and shall arrange for receiving and offloading of Equipment. Delivery dates refer to date of shipment and are estimated based on conditions prevailing at the time of quotation but are not guaranteed unless so stated. If any part of the Equipment cannot be delivered when ready due to any cause not attributable to Seller, Purchaser shall designate a climate-controlled storage location, and Seller shall ship such Equipment to storage. Purchaser shall pay directly all costs for storage and subsequent transportation. Failure by Purchaser to take delivery of the Equipment shall be a material breach of this Agreement.

(b) Risk of Loss: Following the point of transfer referred to in the shipment terms, the Purchaser will bear the risk of loss or damage to Equipment in transit. Seller has no obligation to obtain insurance and shall not bear the risk of loss while the Equipment is in transit from the point of transfer referred to in the Shipment Terms. For example, if the Shipment Terms are FCA (Shipping Point), Purchaser shall bear risk of loss and provide insurance until the Equipment is delivered to the Delivery Location.

(c) Transfer of Title: Title shall be transferred to Purchaser upon delivery of Equipment to the carrier for shipment. Purchaser hereby grants to Seller a security interest in the goods sold hereunder, until the Buyer has completed payment of the purchase price, plus accrued interest, and fully performed all of the other terms and conditions hereof, at which time the Seller's security interest is satisfied. The equipment shall be insured by the Buyer at its own expense in an amount not less than the balance due to the Seller under this agreement, with loss, if any, payable to the Seller. Seller has no duty to protect, insure or realize upon the equipment.

6.0 Warranty

(a) Terms and Conditions: Seller warrants that Equipment shall be delivered free from defects in material, workmanship and title and that Services shall be performed in a competent, diligent manner in accordance with any mutually agreed specifications. Seller's warranty does not cover the results of improper handling, storage, installation, commissioning, operation or maintenance of the Equipment by Buyer or third parties, repairs or alterations made by Buyer without Seller's written consent, influent water which does not comply with agreed parameters, or fair wear and tear.

Unless otherwise expressly provided in this Agreement, the foregoing warranties are valid:

- for Services, for six (6) months from their date of delivery or the provision of Services
- for Filters, twelve (12) months from their date of delivery
- for Equipment, the earlier of, fifteen (15) months from delivery or shipment to storage, or twelve (12) months from start-up/first use

- for Equipment not manufactured by Seller, the warranty shall be the manufacturer's transferable warranty only

In no event, shall the Warranty Commencement Date exceed six (6) months from the date of shipment from Seller's manufacturing facility in Ft. Pierce, Florida.

The Purchaser shall provide proof of purchase in order to exercise rights granted under this Warranty. If requested by Seller, the Purchaser must also provide proof of the date the Seller's Equipment became operational. Seller shall, in Seller's reasonable discretion, be the sole judge of whether a Seller Equipment is defective in material and workmanship.

Warranty repair, replacement or re-performance by Seller shall not extend or renew the applicable warranty period. Buyer is not entitled to extend or transfer this warranty to any other party.

THIS WARRANTY SHALL NOT APPLY TO DEFECTS IN THE SELLER EQUIPMENT CAUSED, INDIRECTLY OR DIRECTLY, IN WHOLE OR IN PART, FROM ABRASION, EROSION, CORROSION, AND DETERIORATION FROM ABNORMAL PRESSURES, TEMPERATURES, OR FOREIGN MATTER.

(b) Service: Seller's obligation under this Warranty is limited to the repair or replacement (at Seller's sole option) of any seller product, proved to be defective in material and workmanship within the covered warranty period. Such repair or replacement (excluding installation and shipping) shall be Seller's sole obligation and Purchaser's exclusive remedy under this Warranty and shall be conditioned upon Seller's receipt of written notice of an alleged defect within ten (10) days after its discovery. After receipt of such notice, Seller shall have the right, at Seller's option, to inspect the Seller Product, wherever located, at any reasonable time or times to determine if the Seller Product is defective. In addition, Seller shall have the option to request return of the Seller Product to Seller, F.O.B. Seller's factory.

(c) Exclusions: THIS WARRANTY AND REMEDIES DESCRIBED HEREIN AND HEREINABOVE ARE EXCLUSIVE AND IN LIEU OF ANY AND ALL OTHER WARRANTY OR REMEDIES, EXPRESS OR IMPLIED, INCLUDING WITHOUT LIMITATION, ANY IMPLIED WARRANTY OR MERCHANTABILITY OR FITNESS FOR PARTICULAR PURPOSE. IN NO EVENT SHALL THE SELLER BE LIABLE FOR ANY CONSEQUENTIAL, INCIDENTAL, OR OTHER SIMILAR TYPES OF DAMAGES OR FOR DAMAGES FOR THE LOSS OF PRODUCTION OR PROFITS, OR INJURY TO PERSON OR PROPERTY. SUCH DAMAGES, IF ANY, SHALL NOT OPERATE IN ANY MANNER TO RELIEVE PURCHASER FROM ANY FINANCIAL OBLIGATIONS OWED TO SELLER. NO PERSON HAS ANY AUTHORITY TO BIND SELLER TO ANY WARRANTY OTHER THAN WHAT IS SET FORTH ABOVE. THIS WARRANTY GIVES THE PURCHASER SPECIFIC LEGAL RIGHTS AND THE PURCHASER MAY ALSO HAVE OTHER RIGHTS WHICH VARY FROM JURISDICTION TO JURISDICTION. THE PARTIES RECOGNIZE AND AGREE, THAT IN ALL RESPECTS THE LAWS OF THE STATE OF FLORIDA SHALL APPLY TO AND SHALL GOVERN ANY INTERPRETATIONAL OR LEGAL SIGNIFICANCE OF THIS DOCUMENT. No warranty or other liability of Seller to Purchaser under this Agreement or otherwise will in any event exceeds the cost of replacement of the applicable Seller Equipment that is subject to any breach of Seller's warranty. Seller will not be liable for any damage to any property of the Purchaser or to Purchaser's customers for any consequential, incidental, or economic loss or commercial damage whatsoever. Remedies herein provided are expressly made the sole and exclusive remedies for breach of any warranty or other obligation hereunder express or implied or from the operation of law.

7.0 Claims and Force Majeure. Claims for shortages or other errors in delivery must be made in writing to Seller within ten (10) days after receipt of shipment. Failure to give such notice shall constitute unqualified acceptance of all shipments made prior to Seller's receipt of Purchaser's notice of claim, and shall constitute a waiver of all such claims by Purchaser. Claims for loss or damage to goods in transit should be made to the

carrier and not to Seller. All delivery dates are approximate. Seller shall not be liable for any damage as a result of any delay or failure to deliver due to any act of God, act of the Buyer, embargo or other governmental act, regulation or request, fire, accident, strike, slowdown or other labor difficulties, war, riot, delay in transportation, defaults of common carriers, inability to obtain necessary labor materials or manufacturing facilities or, without limiting the foregoing, any other delays beyond the Seller's control. In the event of any such delay the date of delivery shall be extended for a period equal to the time lost because of the delay. Purchaser's exclusive remedy for other delays and for Seller's inability to deliver for any reason shall be rescission of this agreement.

8.0 Liability

- (a) General: Seller shall indemnify and hold harmless Purchaser from claims for physical damage to third party property or injury to persons, including death, to the extent caused by the negligence of Seller or its officers, agents, employees, and/or assigns while engaged in activities under this Agreement. Purchaser shall likewise indemnify and hold harmless Seller from claims for physical damage to third party property or injury to persons, including death, to the extent caused by the negligence of the Purchaser, its officers, agents, employees, and/or assigns. In the event such damage or injury is caused by the joint or concurrent negligence of Seller and Purchaser, the loss shall be borne by each Party in proportion to its negligence. For the purposes of this article (i) "Third party" shall not include Purchaser or any subsequent owner of the Equipment, their subsidiaries, parents, affiliates, agents, successors or assigns including any operation or maintenance contractor, or their insurer; and (ii) no portion of the Equipment is "third party property".
- (b) Limitation: Notwithstanding anything else contained in this Agreement, to the maximum extent permitted by law, and regardless of whether a claim is based in contract (including warranty or indemnity), extra-contractual liability, tort (including negligence or strict liability), statute, equity or any other legal theory:
- THE TOTAL LIABILITY OF THE SELLER AND OF ITS INSURER FOR ALL CLAIMS ARISING OUT OF OR RELATING TO THE PERFORMANCE OR BREACH OF THIS AGREEMENT OR USE OF ANY EQUIPMENT OR SERVICES SHALL NOT EXCEED THE TOTAL PRICE PAID BY BUYER UNDER THIS AGREEMENT OR (IN THE CASE OF AN AGREEMENT FOR SERVICES WITH A TERM OF MORE THAN ONE YEAR) THE ANNUAL PRICE PAYABLE BY BUYER UNDER THIS AGREEMENT
 - IN NO EVENT SHALL SELLER BE LIABLE FOR ANY LOSS OF PROFIT OR REVENUES, LOSS OF PRODUCTION, LOSS OF USE OF EQUIPMENT OR SERVICES OR ANY ASSOCIATED EQUIPMENT, INTERRUPTION OF BUSINESS, COST OF CAPITAL, COST OF REPLACEMENT WATER OR POWER, DOWNTIME COSTS, INCREASED OPERATING COSTS, CLAIMS OF BUYER'S CUSTOMERS FOR SUCH DAMAGES, OR FOR ANY SPECIAL, CONSEQUENTIAL, INCIDENTAL, INDIRECT, PUNITIVE OR EXEMPLARY DAMAGES
 - SELLER'S LIABILITY SHALL END UPON EXPIRATION OF THE APPLICABLE WARRANTY PERIOD, PROVIDED THAT BUYER MAY CONTINUE TO ENFORCE A CLAIM FOR WHICH IT HAS GIVEN NOTICE PRIOR TO THAT DATE BY COMMENCING AN ACTION OR ARBITRATION, AS APPLICABLE UNDER THIS AGREEMENT, BEFORE EXPIRATION OF ANY STATUTE OF LIMITATIONS OR OTHER LEGAL TIME LIMITATION BUT IN NO EVENT – TO THE EXTENT PERMITTED BY APPLICABLE LAW – LATER THAN FIVE (5) MONTHS AFTER EXPIRATION OF SUCH WARRANTY PERIOD.

For the purposes of this article, "Seller" shall mean Seller, its affiliates, subcontractors and suppliers of any tier, and their respective agents and employees, individually or collectively. If Purchaser is supplying Seller's Equipment or Services to a third party, Purchaser shall require the third party to agree to be bound by this article. If Purchaser does not obtain this agreement for Seller's benefit for any reason, Purchaser shall indemnify and hold Seller harmless from all liability arising out of claims made by the third party in excess of the limitations and exclusion of this article.

- (c) **Termination.** This Agreement and any performance pursuant to it may be terminated by either Party, and the consequences of such termination shall be as set out in the next paragraph, if the other Party
- (d) becomes insolvent, makes an assignment for the benefit of its creditors, has a receiver or trustee appointed for the benefit of its creditors, or files for protection from creditors under any bankruptcy or insolvency laws; or
- (e) fails to make any payment when due or to establish any payment security required by this Agreement, or commits a material breach or defaults in its material obligations under this Agreement, and such default is not cured within thirty (30) days of written notice from the other Party.

Upon the termination of this Agreement by Purchaser or Seller for cause, Purchaser shall pay to Seller within thirty (30) days of receipt of invoice the price of all Equipment or Services delivered at the date of termination, plus an amount equal to all costs and expenses incurred in the engineering, sourcing, financing, procurement, manufacture, storage and transportation of the Equipment including materials, work in progress and any cancellation charges assessed against Seller by Seller's suppliers including reasonable overhead and profit on all such costs and expenses. Alternatively, if any schedule of termination payments has been agreed between the Parties, Buyer shall pay to Seller within thirty (30) days of receipt of invoice the amounts set out in that schedule.

9.0 Governing Law, Dispute Resolution. This Agreement shall be governed by the substantive laws of the State of Florida. In the event of a dispute concerning this Agreement, the complaining Party shall notify the other Party in writing thereof. Management level representatives of both Parties shall meet at an agreed location to attempt to resolve the dispute in good faith. Should the dispute not be resolved within thirty (30) days after such notice, the complaining Party shall seek remedies exclusively through arbitration. Prior to the Arbitration hearing, the parties shall attend mediation in a good faith attempt to resolve the dispute. The seat of arbitration shall be the Judicial Circuit court in St. Lucie County, FL, and the rules of the arbitration will be the Commercial Arbitration Rules of the American Arbitration Association, which are incorporated by reference into this article. The parties to this Agreement agree that the arbitration panel shall have the authority to award attorney's fees and costs to the prevailing party in the dispute.

10.0 Confidential Information.

- (a) Use of Confidential Information provided by Purchaser. Seller may use Confidential Information solely for the purposes of supporting the current business relationship with Purchaser. Seller shall not disclose Confidential Information to any third party without Purchaser's express written consent, except that Seller may disclose Confidential Information to its contractors, sub-suppliers, consultants or agents who have a need to know and have executed confidentiality agreements with Seller, obligating them to treat such information in a manner consistent with these Terms and Purchaser's Non-Disclosure Contract, if any, with Seller. Seller shall not i) share, sell or trade Purchaser parts, components or documents incorporating or containing Confidential Information to any third party, or ii) share, sell or trade any goods or services produced using Confidential Information to any third party.
- (b) Use of Confidential Information provided by Seller. Purchaser may use Confidential Information solely for the purposes of supporting the current business relationship with Seller. Purchaser shall not disclose any plans, drawings, specifications and other documents furnished by Seller in connection with Equipment and/or Services to any third party without Seller's express written consent. Purchaser shall not i) share, sell or trade sellers parts, components or documents incorporating or containing Confidential Information to any third party, or ii) share, sell or trade any goods or services produced using Confidential Information to any third party.
- (c) Exceptions to Confidential Information Restrictions. Notwithstanding the foregoing, these Terms shall not restrict or affect Seller's rights to use or disclose information: i) which is or may hereafter

be in the public domain through no fault of Seller; or ii) which Seller can show, as reflected by its written documents, was known to it prior to the disclosure by Purchaser; or iii) which is disclosed to Seller by a third party, with the legal right to disclose, subsequent to Purchaser's disclosure; or iv) which Seller can show, as reflected by its documents, was independently developed by Seller without the use of the Confidential Information.

(d) Equitable Relief. Both Parties acknowledge that a breach of Section 11 would result in immediate and irreparable harm to either party, for which there is no adequate remedy at law. Either Party is entitled to equitable relief compelling either Party to cease and desist all unauthorized use and disclosure of Confidential Information.



April 30th, 2025

#2 Price Increase

Connor King, P.E.
Globaltech, Inc.
901 Yamato Rd
Ste 220
Boca Raton, FL 33431

**Budgetary Estimate for New RO Membrane Train to Palm Beach County Water
Utilities Department WTP 11**

Dear Mr. King:

Thank you for contacting Komline-Harn about the Palm Beach County Water Utilities Department WTP 11 project. Based on the information provided, and the desired treatment capacity, we have prepared a budgetary capital cost estimate. The budget estimate is for 1,392 GPM RO permeate capacity from one (1) RO train of 40:20 array with seven (7) membrane elements housed per pressure vessel based on the water quality information provided.

The budget estimate for the 1,392 GPM production capacity is \$2.75M to \$3.25M. This budgetary price includes membranes, pressure vessels, fiberglass skid frames, piping and valving, cleaning system connections, instrumentation and controls, sample panels, and installation supervision. Please note that materials may need to be exotic such as Super Duplex stainless steel and valves for high pressure which may likely incur additional cost that is not included in this budget estimate.

The price does not include pre- and post-treatment chemical systems, interconnecting piping, and the SCADA system.

Services that would be provided include preparation of engineering submittals, providing Operation and Maintenance manuals, installation supervision and operator training. Please note the cost can vary tremendously depending on type of equipment selected, level of instrumentation and controls desired, incorporation of specialty items such as energy recovery devices, local construction considerations, and degree of redundancy required in equipment.

Please note that our plants experience very low cleaning frequencies and extremely long membrane life, far exceeding typical industry standards. This can be attributed to our attention to detailed design features that provide excellent hydraulic balance, energy



efficiency, ease of monitoring and operation and excellent support and training during start-up and throughout the life of the plant. We offer affordable annual or semi-annual maintenance review visits for a fraction of what other suppliers typically charge. We also offer the service of reviewing the plant's operating data throughout the life of the plant.

We have the experience to tailor the membrane design to the requirements of the feedwater and to meet the desired finished water quality, optimizing the use of raw water blend to save capital and O & M costs.

All of our designs are non-proprietary, we review all available commercial membrane products and recommend the membranes that are best suited technically and commercially. Any commercially available membrane can be considered for future membrane replacements.

This is a planning level budgetary estimate and we try to be conservative for budgetary purposes. We hope this helps with your planning process. Thank you again for contacting Komline-Harn and considering us for this project. We welcome the opportunity to work with Palm Beach County Water Utilities Department and Globaltech, Inc. If we can provide additional information about this proposal, please contact me at your convenience.

Sincerely,

Chris Ballard, P.E. (FL)
Applications & Sales Engineer
Komline-Harn

From: Amir Keyvanzad
To: Michael Gisclair
Subject: PBC WUD WTP 11 Membrane Train
Date: Thursday, May 29, 2025 12:10:00 PM
Attachments: [image001.png](#)
[image002.png](#)
[image003.png](#)
[image004.png](#)
[image005.png](#)
[image006.png](#)
[image007.png](#)
[WTP 11 - 12000 TDS 2MGD.pdf](#)
[Palm Beach WTP 11_GlobalTech_TDS 12k-R75-2P-40x20.pdf](#)
[WTP 11 - 7000 TDS.pdf](#)
[RO Membrane Train RFQ \(003\).pdf](#)




Hi Mike,

Hope you're doing well.

I just wanted to reach out and let you know that our client is now considering adding a new train instead of renting one. I've put together a brief specification and would appreciate it if you could provide a budgetary price, as we're in the process of preparing a proposal.

I've attached the spec along with the projected figures for your reference. Please let me know if you have any questions or need additional information.

Regards
Amir Keyvanzad, PE
Project Engineer

 O: (561) 997-6433 | C: (617) 860-9089 | D: (561) 858-8130
 www.globaltechdb.com
We moved! Our new address, effective October 1, will be:
 **901 Yamato Rd., Ste. 220, Boca Raton, FL 33431**
Thank you for updating your records



The contents of this email message and any attachments are confidential and are intended solely for the addressee. The information may also be legally privileged. Any use, reproduction, or dissemination of this transmission is strictly prohibited if you have received this transmission in error. If you are not the intended recipient, please immediately notify the sender by reply email or phone and delete this message and its attachments.

From: Michael Gisclair <michael.gisclair@h2oinnovation.com>
Sent: Wednesday, April 16, 2025 6:55 PM
To: Amir Keyvanzad <Amir@globaltechdb.com>
Subject: FlexBox_RO

You don't often get email from michael.gisclair@h2oinnovation.com. [Learn why this is important](#)

Amir,

Good evening and thanks for taking time to speak with me this evening; to summarize our conversation:

- Our system currently shows two (2) FlexBox_RO containerized RO systems available for rental
- Each unit has two (2) RO trains rated for 400gpm (576kgpd) for a total of 1.15MGD/container
- A brochure and P&ID are attached for your reference

Regarding pricing, an order-of-magnitude estimate of \$50k/month per container can be adjusted as we define scope. If this is helpful, we can schedule a call to define scope and get information to assist in preparing a formal rental proposal. For now, thanks for your interest and feel free to contact me if you have any questions.

Sincerely, Mike



Michael Gisclair
Sales Manager
T: 346-242-3675
E: michael.gisclair@h2oinnovation.com
[8227 Bunker Lake Blvd, Suite 500, Ramsey, MN, 55303](mailto:michael.gisclair@h2oinnovation.com)
www.h2oinnovation.com



N'imprimer que si nécessaire - Print only if necessary

Le présent courriel (incluant toute pièce jointe) peut contenir des renseignements confidentiels et/ou privilégiés et est à l'usage exclusif de son destinataire. Toute autre personne est par les présentes avisée qu'il lui est strictement interdit de le diffuser, le distribuer ou le reproduire. Si ce courriel vous est parvenu par erreur ou si le destinataire ne peut être joint ou vous est inconnu, veuillez informer l'expéditeur par courriel immédiatement et détruire ce message et toute copie de celui-ci.

This e-mail may contain (including any attachments) confidential and/or privileged information and is intended for the exclusive use of the addressee. Any other person is strictly prohibited from disclosing, distributing or reproducing it. If you received this e-mail in error or if the addressee cannot be reached or is unknown to you, please inform the sender by return e-mail immediately and delete this e-mail and destroy all copies.



Sales Quote
SQ-0012711

June 11, 2025
Customer No: 2527

Company:
HDPE Inc.
136 Kid Ellis Rd
Mulberry, FL 33860-8398
USA

Sold To:
GLOBALTECH, INC
901 YAMATO RD STE 220
BOCA RATON, FL 33431
USA

Ship To:
GLOBALTECH, INC
6001 Broken Sound Pkwy Nw Ste 610
Boca Raton, FL 33487-2766
USA

Delivery Contact:

Quote Valid To Date	Payment Terms	Sales Rep	Order Writer
June 18, 2025	Net 30 days	EFRAIN CRUZ	ECASTIGLIONE
Shipping Terms	Shipping Agent	Contact	Reference
ORIGIN / PRE PAY ADD	BEST WAY		WTP11 REVISED

Comments:

ALL FREIGHT TO APPLY
PRICING BASED ON QUANTITIES QUOTED
PRICING IS SUBJECT TO CHANGE IF QUANTITIES CHANGE.

Line No	Item Number	Description	Lead Time	Quantity	Unit Price	Line Amount
1	PI0811X40	8" X 40' IPS DR11 PE4710 F714 BLK HDPE PIPE	IN STOCK	160	11.50	1,840.00
2	M90I08011	8" IPS DR11 PE4710 MOLDED BW HDPE 90	IN STOCK	8	101.67	813.36
3	M45I08011	8" IPS DR11 PE4710 MOLDED BW HDPE 45	IN STOCK	5	95.32	476.60
4	FAI08011	8" IPS DR11 PE4710 HDPE FLANGE ADAPTER	IN STOCK	2	37.39	74.78
5	BRI0801156	8" IPS DR11 CONV 316SS BACK UP RING	EST. 1 WK ARO	2	278.92	557.84
6	PI0411X40	4" X 40' IPS DR11 PE4710 F714 BLK HDPE PIPE	IN STOCK	320	3.07	982.40
7	M90I04011	4" IPS DR11 PE4710 MOLDED BW HDPE 90	IN STOCK	16	15.48	247.68

Phone No.
(863) 607-4730

Line No	Item Number	Description	Lead Time	Quantity	Unit Price	Line Amount
8	M45I04011	4" IPS DR11 PE4710 MOLDED BW HDPE 45	IN STOCK	10	13.49	134.90
9	FAI04011	4" IPS DR11 PE4710 HDPE FLANGE ADAPTER	IN STOCK	4	12.49	49.96
10	BRI04011S6	4" IPS DR11 CONV 316SS BACK UP RING	IN STOCK	4	88.00	352.00
11	PI1211X40	12" X 40' IPS DR11 PE4710 F714 BLK HDPE PIPE	IN STOCK	200	24.25	4,850.00
12	C-FAB	24" x 10" IPS DR11 SADDLE TEE	EST. 1 WK ARO	1	1,639.83	1,639.83
13	FAI12011	12" IPS DR11 PE4710 HDPE FLANGE ADAPTER	IN STOCK	4	80.87	323.48
14	BRI12011S6	12" IPS DR11 CONV 316SS BACK UP RING	IN STOCK	4	716.12	2,864.48
15	FTI1211-HD	12" IPS DR11 PC128 FAB HDPE TEE	IN STOCK	1	525.14	525.14
16	F90I12113-HD	12" IPS DR11 PC160 3PC HDPE 90	IN STOCK	7	370.74	2,595.18
17	F45I12112-HD	12" IPS DR11 PC160 2PC HDPE 45	IN STOCK	6	232.58	1,395.48
18	C-FAB	24" X 12" IPS DR11 SADDLE TEE	EST. 1 WK ARO	1	1,689.39	1,689.39
19	FCRI161211	16" X 12" IPS DR11 HDPE CONC REDUCER	IN STOCK	1	421.67	421.67
20	PI1611X50	16" X 50' IPS DR11 PE4710 F714 BLK HDPE PIPE	IN STOCK	250	39.92	9,980.00
21	F90I16113-HD	16" IPS DR11 PC160 3PC HDPE 90		6	562.33	3,373.98
22	F45I16112-HD	16" IPS DR11 PC160 2PC HDPE 45		5	359.25	1,796.25
23	FCRI141211	14" X 12" IPS DR11 HDPE CONC REDUCER	IN STOCK	1	359.95	359.95
24	F90I14113-HD	14" IPS DR11 PC160 3PC HDPE 90	IN STOCK	1	438.60	438.60
25	FAI14011	14" IPS DR11 PE4710 HDPE FLANGE ADAPTER	IN STOCK	1	144.87	144.87
26	BRI14011S6	14" IPS DR11 CONV 316SS BACK UP RING	EST. 1 WK ARO	1	1,249.06	1,249.06

Phone No.
(863) 607-4730

Line No	Item Number	Description	Lead Time	Quantity	Unit Price	Line Amount
---------	-------------	-------------	-----------	----------	------------	-------------

ALL ORDERS PAID BY CREDIT CARD ARE SUBJECT TO A 3.5% PROCESSING FEE

<https://hdpeinc.com/terms-and-conditions/>

Subtotal	\$39,176.88
Invoice Discount	\$0.00
Total Tax	\$2,400.61
Total USD	\$41,577.49

Phone No.
(863) 607-4730



Sales Quote
SQ-0012764

June 12, 2025
Customer No: 2527

Company:
HDPE Inc.
136 Kid Ellis Rd
Mulberry, FL 33860-8398
USA

Sold To:
GLOBALTECH, INC
901 YAMATO RD STE 220
BOCA RATON, FL 33431
USA

Ship To:
GLOBALTECH, INC
6001 Broken Sound Pkwy Nw Ste 610
Boca Raton, FL 33487-2766
USA

Delivery Contact:

Quote Valid To Date	Payment Terms	Sales Rep	Order Writer
June 19, 2025	Net 30 days	EFRAIN CRUZ	ECASTIGLIONE
Shipping Terms	Shipping Agent	Contact	Reference
ORIGIN / PRE PAY ADD	BEST WAY		WTP 11 FIELD WORK

Comments:

Line No	Item Number	Description	Lead Time	Quantity	Unit Price	Line Amount
1	FIELD JOB	FUSION SERVICES		5	2,085.00	10,425.00
		HDPE TECH TO WELD 4", 8", 12", 14", 16" IPS DR11 PIPE AND FITTINGS				
		THIS IS A DAILY RATE BASED ON WORKING 10 HOUR DAYS PLUS TRAVEL THIS IS AN ESTIMATE ONLY ACTUAL TIME AND MATERIAL TO APPLY				
		INCLUDES 1 HDPE TECH 1 TRUCK/TOOLS 1 T618 FUSION MACHINE 1 28 FUSION MACHINE 1 GENERATOR LODGING/PER DIEM				
		DOES NOT INCLUDE ANY EXCAVATION/LIFTING EQUIPMENT AND OR OPERATORS ANY PRESSURE TESTING				

Phone No.
(863) 607-4730

ALL ORDERS PAID BY CREDIT CARD ARE SUBJECT TO A 3.5% PROCESSING FEE

<https://hdpeinc.com/terms-and-conditions/>

Subtotal	\$10,425.00
Invoice Discount	\$0.00
Total Tax	\$729.75
Total USD	\$11,154.75

Phone No.
(863) 607-4730



Outlook

RE: WTP 11 Train Improv.

From Mike Worrell <mike@MCDADEWATERWORKS.COM>

Date Mon 6/16/2025 9:25 AM

To Angelica Torres <ATorres@globaltechdb.com>

Good Morning Angelica,

Thank you for reaching out to us on this. We will not be quoting this HDPE material. Sorry for any inconvenience.

Thank you,



Mike Worrell – Chief Estimator

Main Office Phone: (813) 740-1144 Fax: (813) 627-9387 Direct Line: (813) 670-3902

E-Mail: mike@mcdadewaterworks.com Web: <http://www.mcdadewaterworks.com>

Mailing: P.O. Box 16039 - Tampa, FL 33687-6039 Physical: 6520 Harney Road - Tampa FL. 33610

From: Angelica Torres <ATorres@globaltechdb.com>

Sent: Monday, June 16, 2025 9:20 AM

To: Mike Worrell <mike@MCDADEWATERWORKS.COM>

Subject: WTP 11 Train Improv.

Hi Mike,

Could you please provide us pricing for the following HDPE piping?

8" CLEANING PIPE	
8" HDPE PIPE	150LF
8" 90 ELBOW	8EA
8" 45 ELBOW	5EA
8" FLANGE ADAPTER	2EA
8" BACKUP RING 316 SS	2EA

4" PERMEATE RETURN

4" HDPE PIPE	150LF
4" 90 ELBOW	8EA
4" 45 ELBOW	5EA
4" FLANGE ADAPTER	2EA
4" BACKUP RING 316 SS	2EA
4" CONCENTRATE RETURN	
4" HDPE PIPE	150LF
4" 90 ELBOW	8EA
4" 45 ELBOW	5EA
4" FLANGE ADAPTER	2EA
4" BACKUP RING 316 SS	2EA
12" PERMEATE PIPE	
12" HDPE PIPE	100LF
24"x10" TEE	1EA
12" FLANGE ADAPTER	1EA
12" BACKUP RING 316SS	1EA
12" 90 ELBOW	3EA
12" 45 ELBOW	3EA
12" CONCENTRATE PIPE	
12" HDPE PIPE	100LF
12" TEE	1EA
12" FLANGE ADAPTER	1EA
12" BACKUP RING 316SS	1EA
12" 90 ELBOW	3EA
12" 45 ELBOW	3EA
RAW WATER TIE IN AND FEED LINE	
24"x12" TEE	1EA
12" FLANGE ADAPTER	2EA
12" BACKUP RING 316SS	2EA
12" 90 ELBOW	1EA
12"x16" REDUCER	1EA
16" HDPE PIPE DR 17	250LF
16" 90 ELBOW	6EA


16" 45 ELBOW
12"X14" REDUCER
14" 90 ELBOW
14" FLANGE ADAPTER
14" BACKUP RING 316SS

5EA
1EA
1EA
1EA
1EA

Thank you,

Angelica Torres

Project Estimator

 M: (561) 997-6433 | C: (561) 768-8980 | D: (561) 858 8125

 www.globaltechdb.com

 901 Yamato Rd., Suite 220, Boca Raton, FL 33431



The contents of this email message and any attachments are confidential and are intended solely for the addressee. The information may also be legally privileged. Any use, reproduction, or dissemination of this transmission is strictly prohibited if you have received this transmission in error. If you are not the intended recipient, please immediately notify the sender by reply email or phone and delete this message and its attachments.



Outlook

WTP 11 - Palm Beach County

From Angelica Torres <ATorres@globaltechdb.com>
Date Mon 6/16/2025 9:33 AM
To edgar.cepeda@coreandmain.com <edgar.cepeda@coreandmain.com>

📎 1 attachment (798 KB)
Train Piping.pdf;

Good morning,

Could you please provide us a quote for following 316 SS and HDPE piping?

We were awarded to add a new train to the membrane system at WTP 11 Belle Glade. Could you please provide us with budgetary prices for the following? Also, please see attached the pdf. Feel free to call me if you have any questions.

Please keep in mind that the system treats high conductivity water/12,000 TDS.

CARTIDGE FILTER PIPING - 316 SS Sch 40 - Pickled, passivated and electropolished
PAGE 1 - Items highlighted

CLEANING IN PLACE PIPE - 316 SS Sch 10 - Pickled, passivated and electropolished	
8" LUGGED STYLE BFV	2EA
8" FABRICATED SPOOL - FLGX1' SPOOL X TEE X 4' SPOOL X 90 ELBOW X FLGX7' SPOOL	2EA
8" FLG ACCY SET (316SS FINISH HEX W/ 1/8" FULL FACE EPDM GASKET	8EA
4" TEE	2EA
4" 316SS FABRICATED SPOOL (RFSO X 10'-06" SPOOL W/ 1" TOL X LR 90 ELL X RFWN FLG)	2EA
4" 316SS FABRICATED SPOOL (RFSO X 06'-00" SPOOL X LR 90 ELL X RFWN FLG)	4EA
4" LUGGED STYLE BFV	2EA
4" FLG ACCY SET (316SS FINISH HEX W/ 1/8" FULL FACE EPDM GASKET	6EA

FEEDER PIPE

PAGE 2 - Feed Pump No 4 - From 90 To 90/10" Discharge 14" Suction - 316 SS SCH 40

PERMEATE PIPE - 316 SS SCH 10 - Pickled, passivated and electropolished

PAGE 3 - Items in Yellow

CONCENTRATE PIPE - 316 SS Sch 40 - Pickled, passivated and electropolished

PAGE 3 -Items in Purple

CLEANING PIPE - - 316 SS Sch 10 - Pickled, passivated and electropolished

PAGE 3 -Items in Pink

PX SUCTION & DISCHARGE

8" LUGGED STYLE BFFV	4EA
8" FABRICATED SPOOL - FLGX1' SPOOL X TEE X 4' SPOOL X 90 ELBOW X FLGX7' SPOOL	4EA
8" FLG ACCY SET (316SS FINISH HEX W/ 1/8" FULL FACE EPDM GASKET	16EA

BOOSTER PUMP SUCTION & DISCHARGE

8" LUGGED STYLE BFFV	2EA
8" FABRICATED SPOOL - FLGX1' SPOOL X TEE X 4' SPOOL X 90 ELBOW X FLGX7' SPOOL	2EA
8" FLG ACCY SET (316SS FINISH HEX W/ 1/8" FULL FACE EPDM GASKET	8EA

8" CLEANING PIPE

8" HDPE PIPE	150LF
8" 90 ELBOW	8EA
8" 45 ELBOW	5EA
8" FLANGE ADAPTER	2EA
8" BACKUP RING 316 SS	2EA

4" PERMEATE RETURN

4" HDPE PIPE	150LF
4" 90 ELBOW	8EA
4" 45 ELBOW	5EA
4" FLANGE ADAPTER	2EA
4" BACKUP RING 316 SS	2EA

4" CONCENTRATE RETURN

4" HDPE PIPE	150LF
4" 90 ELBOW	8EA
4" 45 ELBOW	5EA
4" FLANGE ADAPTER	2EA
4" BACKUP RING 316 SS	2EA
12" PERMEATE PIPE	
12" HDPE PIPE	100LF
24"x10" TEE	1EA
12" FLANGE ADAPTER	1EA
12" BACKUP RING 316SS	1EA
12" 90 ELBOW	3EA
12" 45 ELBOW	3EA
12" CONCENTRATE PIPE	
12" HDPE PIPE	100LF
12" TEE	1EA
12" FLANGE ADAPTER	1EA
12" BACKUP RING 316SS	1EA
12" 90 ELBOW	3EA
12" 45 ELBOW	3EA
RAW WATER TIE IN AND FEED LINE	
24"x12" TEE	1EA
12" FLANGE ADAPTER	2EA
12" BACKUP RING 316SS	2EA
12" 90 ELBOW	1EA
12"x16" REDUCER	1EA
16" HDPE PIPE DR 17	250LF
16" 90 ELBOW	6EA
16" 45 ELBOW	5EA
12"x14" REDUCER	1EA
14" 90 ELBOW	1EA
14" FLANGE ADAPTER	1EA
14" BACKUP RING 316SS	1EA



Post Office Box 16039 - Tampa, FL 33687-6039
(813) 740-1144 - FAX (813) 627-9387

June 13, 2025

Serving the Water & Wastewater Plant Industry for over 35 Years
Budgetary

Globaltech Design Build
Attn: Angelica Torres

☐ Net Price
☒ Cuts to follow

Project Name: Lake Region WTP #11- RO System Modification- Palm Beach County BOCC
McDade Project #:
Bid Date: Globaltech
Addendum:
AIS, BABAA, WIFIA, Florida Statutes 255.0993, or Domestic Requirement - NO
NSF/ANSI 61 and / or NSF/ANSI 372 Requirement - Yes

QTY	SIZE	DESCRIPTION	WEIGHT EACH	UNIT \$	EXT \$
DWG M-3- REPIPING OF CARTIDGE FILTERS #1 THRU 3					
SUCTION-					
1	12"	316SS 150# LUGGED PATTERN BUTTERFLY VALVE W/ MANUAL GEAR & HANDWHEEL		\$8,370.00	\$8,370.00
1	12"	SCH 40 316SS FAB'D SPOOL AS FOLLOWS: 150# FLANGE X 01'-00" SPOOL W/ 1/2" IPT WELD-O-LET FOR GAUGE ASSY X LR 90 ELL X 1'-00" SPOOL X 150# FLANGE		\$8,021.79	\$8,021.79
1	1/2" X 06"	316SS SCH 40 THRD NIPPLE		\$7.83	\$7.83
1	1/2"	316SS THRD FULL PORT BALL VALVE, 2 PCS W/ LEVER		\$59.96	\$59.96
1	1/2"	4" DIAL PREMIUM STAINLESS STEEL GAUGE, 0-??? PSI (FOR WATER, NO SPEC)		\$160.46	\$160.46
3	12"	FLANGE ACCY SET FOR LUGGED BFV (316SS FINISH HEX CAP SCREWS, NO NUTS REQ'D W/ 1/8" FF EPDM GASKET) (150#) (3" LONG)		\$206.20	\$618.60
3	12"	FLG ACCY SET (316SS FINISH HEX W/ 1/8" FULL FACE EPDM GASKET) HDPE X SST (5-1/2" LONG BOLT) (150#)		\$137.63	\$412.89
DISCHARGE-					
1	12"	316SS 150# LUGGED PATTERN BUTTERFLY VALVE W/ MANUAL GEAR & HANDWHEEL		\$8,370.00	\$8,370.00
1	12"	SCH 40 316SS FAB'D SPOOL AS FOLLOWS: 150# FLANGE X 01'-00" SPOOL W/ 1/2" IPT WELD-O-LET FOR GAUGE ASSY X VIC GROOVE END		\$3,236.82	\$3,236.82
1	1/2" X 06"	316SS SCH 40 THRD NIPPLE		\$7.83	\$7.83
1	1/2"	316SS THRD FULL PORT BALL VALVE, 2 PCS W/ LEVER		\$59.96	\$59.96
1	1/2"	4" DIAL PREMIUM STAINLESS STEEL GAUGE, 0-??? PSI (FOR WATER, NO SPEC)		\$160.46	\$160.46
1	12"	VICTAULIC STYLE #489 RIDGID GROOVE COUPLING W/ EPDM GASKET & 316SS BOLTS & NUTS		\$5,119.64	\$5,119.64
1	12"	SCH 40 316SS FAB'D SPOOL AS FOLLOWS: VIC GROOVE END X 00'-06" SPOOL X LR 90 ELL X 01'-00" SPOOL X 150# FLANGE		\$6,248.30	\$6,248.30
3	12"	FLANGE ACCY SET FOR LUGGED BFV (316SS FINISH HEX CAP SCREWS, NO NUTS REQ'D W/ 1/8" FF EPDM GASKET) (150#) (3" LONG)		\$206.20	\$618.60
3	12"	FLG ACCY SET (316SS FINISH HEX W/ 1/8" FULL FACE EPDM GASKET) HDPE X SST (5-1/2" LONG BOLT) (150#)		\$137.63	\$412.89
CLEAN -IN-PLACE PIPING					
2	08"	316SS 150# LUGGED PATTERN BUTTERFLY VALVE W/ TEN POSITION LEVER OPERATOR		\$4,857.50	\$9,715.00
2	08"	SCH 10 316SS FAB SPOOL AS FOLLOWS: 150# FLANGE X TEE X 04'-00" SPOOL X LR 90 ELL X 07'-00" SPOOL X 150# FLANGE, FROM BRANCH OF TEE IS 150# WELD NECK FLANGE (ADDED)		\$7,893.71	\$15,787.42
4	08"	FLG ACCY SET (316SS FINISH HEX W/ 1/8" FULL FACE EPDM GASKET) (150#)		\$50.24	\$200.96
4	08"	FLANGE ACCY SET FOR LUGGED BFV (316SS FINISH HEX CAP SCREWS, NO NUTS REQ'D W/ 1/8" FF EPDM GASKET) (150#) (2-1/2" LONG)		\$53.09	\$212.36
2	04" X 04"	SCH 10 316SS FAB'D SPOOL AS FOLLOWS: 150# FLG TEE		\$1,591.69	\$3,183.38
2	04"	SCH 10 316SS FAB SPOOL AS FOLLOWS: 150# FLANGE X 10'-06" SPOOL W/ 01" TOL X LR 90 ELL X 150# WELD NECK FLANGE		\$3,445.54	\$6,891.08
4	04"	SCH 10 316SS FAB SPOOL AS FOLLOWS: 150# FLANGE X 06'-00" SPOOL X LR 90 ELL X 150# WELD NECK FLANGE		\$2,534.24	\$10,136.96

CARTRIDGE FILTER

\$41,886.03

CLEANING \$ 52,381.34

QTY	SIZE	DESCRIPTION	WEIGHT EACH	UNIT \$	EXT \$	
2	04"	316SS 150# LUGGED PATTERN BUTTERFLY VALVE W/ TEN POSITION LEVER OPERATOR		\$2,951.38	\$5,902.76	
6	04"	FLG ACCY SET (316SS FINISH HEX W/ 1/8" FULL FACE EPDM GASKET) (150#)		\$34.57	\$207.42	
4	04"	FLANGE ACCY SET FOR LUGGED BFV (316SS FINISH HEX CAP SCREWS, NO NUTS REQ'D W/ 1/8" FF EPDM GASKET) (150#) (2-1/8" LONG)		\$36.00	\$144.00	
FEED PUMP #4 PER SECT 1 @ DWG M-5						
SUCTION PIPING						
1	18"	SCH 40 316SS FAB'D SPOOL AS FOLLOWS: 150# FLG LR 90 ELL		\$13,422.63	\$13,422.63	
1	18"	316SS 150# LUGGED PATTERN BUTTERFLY VALVE W/ MANUAL GEAR & HANDWHEEL (VERIFY TYPE OF VALVE)		\$19,925.00	\$19,925.00	
1	18" X 05-00"	SCH 40 316SS FAB'D SPOOL AS FOLLOWS: 150# FLG X PE SPOOL		\$12,646.48	\$12,646.48	
1	18"	316SS FLANGE ADAPTER FOR 18.00 OD SST PIPE		\$7,198.23	\$7,198.23	
4	18"	316SS GUSSET PLATE FOR 150# FLANGE		\$357.14	\$1,428.56	
2	01" X 06'-00"	316SS ALL THREAD RODS WITH 4 EA NUTS EACH		\$141.67	\$283.34	
1	18" X 14"	SCH 40 316SS FAB'D SPOOL AS FOLLOWS: 150# FLG ECCENTRIC REDUCER		\$10,296.26	\$10,296.26	
1	14"	FLG ACCY SET (316SS FINISH HEX W/ 1/8" FULL FACE EPDM GASKET) (150#)		\$220.17	\$220.17	
2	18"	FLG ACCY SET (316SS FINISH HEX W/ 1/8" FULL FACE EPDM GASKET) (150#)		\$339.78	\$679.56	
2	18"	FLANGE ACCY SET FOR LUGGED BFV (316SS FINISH HEX CAP SCREWS, NO NUTS REQ'D W/ 1/8" FF EPDM GASKET) (150#) (3-7/8" LONG)		\$514.07	\$1,028.14	
1	18"	316SS ADJUSTABLE SADDLE TYPE PIPE SUPPORT FOR 18.00 OD SST PIPE PER DET B @ MD-3 (NOT PROVIDED), CL OF PIPE TO SLAB= 28" APPROX		\$1,921.43	\$1,921.43	
DISCHARGE PIPING						
1	18" X 10"	SCH 40 316SS FAB'D SPOOL AS FOLLOWS: 150# FLG ECCENTRIC REDUCER		\$9,738.29	\$9,738.29	
1	18"	316SS 150# FLG GLOBE STYLE SILENT CHECK (1/2" PORT 150#)		\$40,284.38	\$40,284.38	
1	18"	316SS FLANGE ADAPTER FOR 18.00 OD SST PIPE		\$7,198.23	\$7,198.23	FEEDER
4	18"	316SS GUSSET PLATE FOR 150# FLANGE		\$357.14	\$1,428.56	
2	01" X 02'-00"	316SS ALL THREAD RODS WITH 4 EA NUTS EACH		\$116.67	\$233.34	
1	18" X 01'-06"	SCH 40 316SS FAB'D SPOOL AS FOLLOWS: 150# FLG X PE SPOOL W/ 1/2" THREAD-O-LET		\$5,934.98	\$5,934.98	
1	1/2" X 06"	316SS SCH 40 THRD NIPPLE		\$7.83	\$7.83	
1	1/2"	316SS THRD FULL PORT BALL VALVE, 2 PCS W/ LEVER		\$59.96	\$59.96	
1	1/2"	4" DIAL PREMIUM STAINLESS STEEL GAUGE, 0-??? PSI (FOR WATER, NO SPEC)		\$160.46	\$160.46	
1	18"	316SS 150# LUGGED PATTERN BUTTERFLY VALVE W/ MANUAL GEAR & HANDWHEEL (VERIFY TYPE OF VALVE)		\$19,925.00	\$19,925.00	
1	18"	SCH 40 316SS FAB'D SPOOL AS FOLLOWS: 150# FLG LR 90 ELL W/ 02" THREAD-O-LET @ "R"		\$13,686.91	\$13,686.91	
1	02" X 06"	316SS SCH 40 THRD NIPPLE		\$23.68	\$23.68	
1	02"	316SS THRD FULL PORT BALL VALVE, 2 PCS W/ LEVER		\$255.79	\$255.79	
1	02" X 04"	316SS SCH 40 THRD NIPPLE		\$16.12	\$16.12	
1	02"	316SS AIR RELEASE VALVE FOR WATER SERVICE		\$3,282.86	\$3,282.86	
1	10"	FLG ACCY SET (316SS FINISH HEX W/ 1/8" FULL FACE EPDM GASKET) (150#)		\$117.16	\$117.16	
3	18"	FLG ACCY SET (316SS FINISH HEX W/ 1/8" FULL FACE EPDM GASKET) (150#)		\$339.78	\$1,019.34	
2	18"	FLANGE ACCY SET FOR LUGGED BFV (316SS FINISH HEX CAP SCREWS, NO NUTS REQ'D W/ 1/8" FF EPDM GASKET) (150#) (3-7/8" LONG)		\$514.07	\$1,028.14	
1	18"	316SS ADJUSTABLE SADDLE TYPE PIPE SUPPORT FOR 18.00 OD SST PIPE PER DET B @ MD-3 (NOT PROVIDED), CL OF PIPE TO SLAB= 28" APPROX (UNDER CV)		\$1,921.43	\$1,921.43	
DWG M-5 PLAN, SECT 2 PERMEATE METER RUN						
1	10"	SCH 10 316SS FAB SPOOL AS FOLLOWS: 10"X08" TEE X 10"X11'-00" SPOOL X 10" 150# WELD FLANGE (ONE SIDE OF 10" AND 8" OF TEE WILL NEED TO BE FIELD WELDED BY CONTRACTOR)		\$6,931.18	\$6,931.18	
	10"	FLOW METER- BY OTHERS		BY OTHERS		
1	10" X 05'-06"	SCH 10 316SS FAB'D SPOOL AS FOLLOWS: 150# FLG X 150# FLG SPOOL		\$3,933.56	\$3,933.56	
0	10"	316SS 150# FLG GLOBE STYLE SILENT CHECK		\$15,677.50	\$0.00	
1	10" X 01'-00"	SCH 10 316SS FAB'D SPOOL AS FOLLOWS: 150# FLG X 150# FLG SPOOL		\$2,582.47	\$2,582.47	
0	10"	316SS 150# LUGGED PATTERN BUTTERFLY VALVE W/ MANUAL GEAR & HANDWHEEL		\$6,778.75	\$0.00	
1	10"	SCH 10 316SS FAB'D SPOOL AS FOLLOWS: 150# FLG LR 90 ELBOW		\$3,562.90	\$3,562.90	PERMEATE
1	10"	FLANGE ACCY SET (316SS FINISH HEX BOLT, NUTS, (2) 1/8" FF EPDM GASKET) (METER) (2" LONGER THAN NORMAL) 150#		\$155.75	\$155.75	
1	10"	FLANGE ACCY SET FOR LUGGED BFV (316SS FINISH HEX CAP SCREWS, NO NUTS REQ'D W/ 1/8" FF EPDM GASKET) (150#) (2-3/4" LONG)		\$204.30	\$204.30	
2	10"	FLG ACCY SET (316SS FINISH HEX W/ 1/8" FULL FACE EPDM GASKET) (150#)		\$117.16	\$234.32	

FEEDER \$ 175,372.26

PERMEATE \$ 21,087.35

QTY	SIZE	DESCRIPTION	WEIGHT EACH	UNIT \$	EXT \$
1	10"	FLG ACCY SET (316SS FINISH HEX W/ 1/8" FULL FACE EPDM GASKET) HDPE X SST (4-1/2" LONG BOLT) (150#)		\$127.16	\$127.16
3	10"	316SS ADJUSTABLE SADDLE TYPE PIPE SUPPORT FOR 10.75 OD SST PIPE PER DET B @ MD-3 (NOT PROVIDED), CL OF PIPE TO SLAB= 36" APPROX		\$1,118.57	\$3,355.71
DWG M-5 PLAN CONCENTRATE METER RUN					
1	08"	SCH 80 316SS FAB'D SPOOL AS FOLLOWS: 150# FLG LR 90 ELL		\$4,940.21	\$4,940.21
0	08"	316SS 150# FLG G V-PORT BALL VALVE W/ ELECTRIC METER ACTUATOR		\$64,587.50	\$0.00
1	08" X 01'-00"	SCH 80 316SS FAB'D SPOOL AS FOLLOWS: 150# FLG X 150# FLG SPOOL		\$2,561.99	\$2,561.99
0	08"	316SS 150# FLG GLOBE STYLE SILENT CHECK (VERIFY TYPE OF VALVE REQ'D)		\$18,576.47	\$0.00
1	08" X 04'-06"	SCH 80 316SS FAB'D SPOOL AS FOLLOWS: 150# FLG X 150# FLG SPOOL		\$4,342.41	\$4,342.41
	08"	FLOW METER- BY OTHERS	0	BY OTHERS	
1	08"	SCH 80 316SS FAB'D SPOOL AS FOLLOWS: 150# FLG X 07'-00" SPOOL X TEE X 00'-06" SPOOL X LR 90 ELL X PLAIN END (TO BE FIELD WELD BY CONTRACTOR), FROM BRANCH OF TEE IS 00'-06" SPOOL X VIC GROOVED END		\$11,653.99	\$11,653.99
1	08"	SCH 80 316SS FAB'D SPOOL AS FOLLOWS: VIC GROOVED END X 02'-00" SPOOL X LR 90 ELL X 03'-00" SPOOL X LR 90 ELL X 00'-06" SPOOL X LR 80 ELL X 01'-00" SPOOL X 150# FLG		\$15,405.54	\$15,405.54
0	08"	316SS 150# LUGGED PATTERN BUTTERFLY VALVE W/ TEN POSITION LEVER OPERATOR		\$4,857.50	\$0.00
1	08"	FLANGE ACCY SET (316SS FINISH HEX BOLT, NUTS; (2) 1/8" FF EPDM GASKET) (METER) (2" LONGER THAN NORMAL) 150#		\$93.33	\$93.33
5	08"	FLG ACCY SET (316SS FINISH HEX W/ 1/8" FULL FACE EPDM GASKET) (150#)		\$50.24	\$251.20
1	08"	FLANGE ACCY SET FOR LUGGED BFV (316SS FINISH HEX CAP SCREWS, NO NUTS REQ'D W/ 1/8" FF EPDM GASKET) (150#) (2-1/2" LONG)		\$53.09	\$53.09
2	08"	316SS ADJUSTABLE SADDLE TYPE PIPE SUPPORT FOR 08.63 OD SST PIPE PER DET B @ MD-3 (NOT PROVIDED), CL OF PIPE TO SLAB= 36" APPROX		\$927.14	\$1,854.28
DWG M-5 PLAN DET 2-RO TRAIN 2ND STAGE CLEANING					
1	08"	316SS 150# LUGGED PATTERN BUTTERFLY VALVE W/ TEN POSITION LEVER OPERATOR		\$4,857.50	\$4,857.50
1	08"	SCH 10 316SS FAB'D SPOOL AS FOLLOWS: 150# FLANGE X 00'-06" SPOOL X LR 90 ELL X LR 90 ELL X 05'-06" SPOOL X VIC GROOVED END		\$4,629.21	\$4,629.21
1	08"	VICTAULIC STYLE #489 RIDGID GROOVE COUPLING W/ EPDM GASKET & 316SS BOLTS & NUTS		\$3,321.07	\$3,321.07
2	08"	FLANGE ACCY SET FOR LUGGED BFV (316SS FINISH HEX CAP SCREWS, NO NUTS REQ'D W/ 1/8" FF EPDM GASKET) (150#) (2-1/2" LONG)		\$53.09	\$106.18
DWG M-5 CLEANING SYSTEM RO-TRAIN					
<u>THIS SECTION OF PIPING SHOULD BE HIGH PRESSURE REQUIRING THE FLANGE AND VALVE TO BE RATED FOR 300# SERVICE</u>					
1	10" / 08"	SCH 40 316SS FAB'D SPOOL AS FOLLOWS: 10"X08" TEE X 10X08" CONCENTRIC REDUCER X 08"X00'-06" SPOOL X VIC GROOVED END (ONE SIDE OF 10" AND 8" OF TEE WILL NEED TO BE FIELD WELDED BY CONTRACTOR)		\$4,742.77	\$4,742.77
1	08"	VICTAULIC STYLE #489 RIDGID GROOVE COUPLING W/ EPDM GASKET & 316SS BOLTS & NUTS		\$3,321.07	\$3,321.07
1	08"	SCH 40 316SS FAB'D SPOOL AS FOLLOWS: VIC GROOVED END X 05'-06" SPOOL X LR 90 ELL X 01'-00" SPOOL X 300# FLANGE		\$7,867.86	\$7,867.86
1	08"	316SS 300# LUGGED PATTERN BUTTERFLY VALVE W/ MANUAL GEAR & HANDWHEEL		\$8,178.13	\$8,178.13
2	08"	FLANGE ACCY SET FOR LUGGED BFV (316SS FINISH HEX CAP SCREWS, NO NUTS REQ'D W/ 1/8" FF EPDM GASKET) (300#) (3-1/8" LONG)		\$199.69	\$399.38
	08"	FLG ACCY SET (316SS FINISH HEX W/ 1/8" FULL FACE EPDM GASKET) (300#)		\$126.83	\$0.00
PX SUCTION PIPING					
4	08"	316SS 150# LUGGED PATTERN BUTTERFLY VALVE W/ TEN POSITION LEVER OPERATOR		\$4,857.50	\$19,430.00
4	08"	SCH 10 316SS FAB SPOOL AS FOLLOWS: 150# FLANGE X 01'-00" SPOOL X TEE X 04'-00" SPOOL X LR 90 ELL X 7'-00" SPOOL X 150# FLANGE, FROM BRANCH OF TEE IS 150# WELD NECK FLANGE		\$7,564.75	\$30,259.00
16	08"	FLG ACCY SET (316SS FINISH HEX W/ 1/8" FULL FACE EPDM GASKET) (150#)		\$50.24	\$803.84
8	08"	FLANGE ACCY SET FOR LUGGED BFV (316SS FINISH HEX CAP SCREWS, NO NUTS REQ'D W/ 1/8" FF EPDM GASKET) (150#) (2-1/2" LONG)		\$53.09	\$424.72
BOOSTER PUMP SUCT & DISCHARGE					
0	08"	316SS 150# LUGGED PATTERN BUTTERFLY VALVE W/ TEN POSITION LEVER OPERATOR		\$4,857.50	\$0.00

QTY	SIZE	DESCRIPTION	WEIGHT EACH	UNIT \$	EXT \$	
2	08"	SCH 10 316SS FAB SPOOL AS FOLLOWS: 150# FLANGE X 01'-00" SPOOL X TEE X 04'-00" SPOOL X LR 90 ELL X 7'-00" SPOOL X 150# FLANGE, <u>FROM BRANCH OF TEE IS 150# WELD NECK FLANGE</u>		\$7,564.75	\$15,129.50	BOOSTER PUMP
8	08"	FLG ACCY SET (316SS FINISH HEX W/ 1/8" FULL FACE EPDM GASKET) (150#)		\$50.24	\$401.92	
0	08"	FLANGE ACCY SET FOR LUGGED BFV (316SS FINISH HEX CAP SCREWS, NO NUTS REQ'D W/ 1/8" FF EPDM GASKET) (150#) <u>(2-1/2" LONG)</u>		\$53.09	\$0.00	
<u>ADD ON</u>						
1	24" X 12"	316 STAINLESS STEEL FABRICATED TAPPING SLEEVE W/ 316SS HARDWARE (QUOTING JCM 452 PER PBC APPROVED PRODUCT LIST)		\$5,268.00	\$5,268.00	PERMEATE/CONCENTRATE TAPPING SLEEVE AND VALVES
1	12" X 12"	316 STAINLESS STEEL FABRICATED TAPPING SLEEVE W/ 304SS HARDWARE (QUOTING JCM 432 PER PBC APPROVED PRODUCT LIST)		\$4,846.67	\$4,846.67	
2	12"	TAPPING RW NRS GATE VALVE <u>(IRON BODY, NOT STAINLESS)</u>		\$4,888.00	\$9,776.00	
1	LUMP SUM	FREIGHT TO JOB SITE (INBOUND AND OUTBOUND)		\$2,500.00	\$2,500.00	
1	LUMP SUM	LUMP SUM - SUBMITTALS		\$800.00	\$800.00	
1	LUMP SUM	LUMP SUM - O&M'S		\$500.00	\$500.00	
1	LUMP SUM	LINE DRAWINGS FOR STAINLESS STEEL PIPING		\$4,250.00	\$4,250.00	
TOTAL THIS BID ITEM - TAX NOT INCLUDED					\$463,695.84	
VALVE TOTAL ALL BID ITEM - TAX NOT INCLUDED					\$168,566.97	
FAS TOTAL ALL BID ITEM - TAX NOT INCLUDED					\$10,175.42	
COUPLING TOTAL ALL BID ITEM - TAX NOT INCLUDED					\$29,532.04	
STAINLESS TOTAL ALL BID ITEM - TAX NOT INCLUDED					\$242,087.18	
SUPPORT TOTAL ALL BID ITEM - TAX NOT INCLUDED					\$9,052.85	
MISC TOTAL ALL BID ITEM - TAX NOT INCLUDED					\$4,281.38	
GRAND TOTAL ALL BID ITEM - TAX NOT INCLUDED					\$463,695.84	

Notes:

- All Fitting and Valves Quoted Less Accessories
- Due to the volatile raw market All C-900 PVC, C-905 PVC, HDPE, SDR 35, Sch 80 PVC, Sch 40 PVC, Stainless Steel, Copper & Brass Pipe, Fittings, Valves, etc. will/may need to be re-quoted at the time of purchase. Pricing Subject to Availability.
*** Stainless Steel prices are good till June 20, 2025
- McDade Waterworks, Inc. reserves the right to apply "Price in Effect" at time of delivery due to shortages, tariffs, and/or further "Force Majeure" declarations by manufacturer(s) or US government. McDade Waterworks, Inc will not be responsible for industry price changes, shortages, or tariffs beyond our control.
- All valve boxes quoted less extension stem unless noted otherwise.
- Flange Accessories Set Prices are Firm for 14 Days from Bid Date, & Must Ship Within 28 Working Days from Bid Date.
- Pipe Supports - Do not include engineering calculations (i.e., wind, seismic, etc.). We can recommend someone who can provide this information if requested.
- Line drawings are not included. If needed add \$1,000.00 per sheet.
- No Spare Parts for any components on take-off are included, unless noted otherwise.
- Electric Actuators are quoted Open/Close service, Unless stated otherwise.
- DeZURIK, APCO standard warranty terms are two years from date of shipment.
An additional 3rd year (36 month) warranty may be purchased at time of order placement only for an additional charge of 2.5% of order, 4th year (48 months) for 5% of net order value, 5th year (60 months) for 7.5% of net order value for a total of five years maximum.
- In lieu of using Nitric Acid at a proper temperature and length of time, we will be Electropolishing the material. Full immersion in a heated sulfuric and phosphoric acid, that is then electrochemically charged to insure removal of all free iron, weld scale, and other impurities and to insure the establishment of a superior passive surface which will be accompanied by a Certificate of Compliance stating the material has been processed and meets/surpasses the Passivation Standard ASTM A967.

**** DISCLAIMER:**
McDade Waterworks, Inc. reserves the right to increase prices and/or change escalation terms at any time based on the potential of continued cost volatility.

Confidentiality. Both McDade and Customer agree that the terms of this quotation, including the attached pricing are confidential and shall be held in strict confidence by both parties and may not be disclosed unless required by law. Customer agrees not to post or publicly display the terms or the pricing. Customer also agrees that any discussions or negotiations regarding the attached pricing or any changes thereto (including but not limited to future pricing offerings) are also confidential and are pursuant to this provision of confidentiality.

The above quotation is our interpretation of the plans and specifications and should be reviewed by your firm for accuracy. Prices do not include valve boxes, ext. stems, wrenches, start-up services, etc. unless specifically noted in our quotation. Prices are based on full freight allowed truckload shipments to the project. Additional materials ordered will be furnished on a case by case basis.

Terms: Net 30 Days
FOB: S/P - FFA to Jobsite (Based on Terms Above)

Please call should you have any questions or need any additional pricing.

Sincerely,



Outlook

WTP 11 - Palm Beach County

From Angelica Torres <ATorres@globaltechdb.com>
Date Mon 6/16/2025 9:33 AM
To edgar.cepeda@coreandmain.com <edgar.cepeda@coreandmain.com>

📎 1 attachment (798 KB)
Train Piping.pdf;

Good morning,

Could you please provide us a quote for following 316 SS and HDPE piping?

We were awarded to add a new train to the membrane system at WTP 11 Belle Glade. Could you please provide us with budgetary prices for the following? Also, please see attached the pdf. Feel free to call me if you have any questions.

Please keep in mind that the system treats high conductivity water/12,000 TDS.

CARTIDGE FILTER PIPING - 316 SS Sch 40 - Pickled, passivated and electropolished
PAGE 1 - Items highlighted

CLEANING IN PLACE PIPE - 316 SS Sch 10 - Pickled, passivated and electropolished	
8" LUGGED STYLE BFV	2EA
8" FABRICATED SPOOL - FLGX1' SPOOL X TEE X 4' SPOOL X 90 ELBOW X FLGX7' SPOOL	2EA
8" FLG ACCY SET (316SS FINISH HEX W/ 1/8" FULL FACE EPDM GASKET	8EA
4" TEE	2EA
4" 316SS FABRICATED SPOOL (RFSO X 10'-06" SPOOL W/ 1" TOL X LR 90 ELL X RFWN FLG)	2EA
4" 316SS FABRICATED SPOOL (RFSO X 06'-00" SPOOL X LR 90 ELL X RFWN FLG)	4EA
4" LUGGED STYLE BFV	2EA
4" FLG ACCY SET (316SS FINISH HEX W/ 1/8" FULL FACE EPDM GASKET	6EA

FEEDER PIPE

PAGE 2 - Feed Pump No 4 - From 90 To 90/10" Discharge 14" Suction - 316 SS SCH 40

PERMEATE PIPE - 316 SS SCH 10 - Pickled, passivated and electropolished

PAGE 3 - Items in Yellow

CONCENTRATE PIPE - 316 SS Sch 40 - Pickled, passivated and electropolished

PAGE 3 -Items in Purple

CLEANING PIPE - - 316 SS Sch 10 - Pickled, passivated and electropolished

PAGE 3 -Items in Pink

PX SUCTION & DISCHARGE

8" LUGGED STYLE BFM	4EA
8" FABRICATED SPOOL - FLGX1' SPOOL X TEE X 4' SPOOL X 90 ELBOW X FLGX7' SPOOL	4EA
8" FLG ACCY SET (316SS FINISH HEX W/ 1/8" FULL FACE EPDM GASKET	16EA

BOOSTER PUMP SUCTION & DISCHARGE

8" LUGGED STYLE BFM	2EA
8" FABRICATED SPOOL - FLGX1' SPOOL X TEE X 4' SPOOL X 90 ELBOW X FLGX7' SPOOL	2EA
8" FLG ACCY SET (316SS FINISH HEX W/ 1/8" FULL FACE EPDM GASKET	8EA

8" CLEANING PIPE

8" HDPE PIPE	150LF
8" 90 ELBOW	8EA
8" 45 ELBOW	5EA
8" FLANGE ADAPTER	2EA
8" BACKUP RING 316 SS	2EA


4" PERMEATE RETURN

4" HDPE PIPE	150LF
4" 90 ELBOW	8EA
4" 45 ELBOW	5EA
4" FLANGE ADAPTER	2EA
4" BACKUP RING 316 SS	2EA

4" CONCENTRATE RETURN

4" HDPE PIPE	150LF
4" 90 ELBOW	8EA
4" 45 ELBOW	5EA
4" FLANGE ADAPTER	2EA
4" BACKUP RING 316 SS	2EA
12" PERMEATE PIPE	
12" HDPE PIPE	100LF
24"x10" TEE	1EA
12" FLANGE ADAPTER	1EA
12" BACKUP RING 316SS	1EA
12" 90 ELBOW	3EA
12" 45 ELBOW	3EA
12" CONCENTRATE PIPE	
12" HDPE PIPE	100LF
12" TEE	1EA
12" FLANGE ADAPTER	1EA
12" BACKUP RING 316SS	1EA
12" 90 ELBOW	3EA
12" 45 ELBOW	3EA
RAW WATER TIE IN AND FEED LINE	
24"x12" TEE	1EA
12" FLANGE ADAPTER	2EA
12" BACKUP RING 316SS	2EA
12" 90 ELBOW	1EA
12"x16" REDUCER	1EA
16" HDPE PIPE DR 17	250LF
16" 90 ELBOW	6EA
16" 45 ELBOW	5EA
12"x14" REDUCER	1EA
14" 90 ELBOW	1EA
14" FLANGE ADAPTER	1EA
14" BACKUP RING 316SS	1EA

Thank you,
Angelica Torres
Project Estimator

 M: (561) 997-6433 | C: (561) 768-8980 | D: (561) 858 8125

 www.globaltechdb.com

 901 Yamato Rd., Suite 220, Boca Raton, FL 33431



The contents of this email message and any attachments are confidential and are intended solely for the addressee. The information may also be legally privileged. Any use, reproduction, or dissemination of this transmission is strictly prohibited if you have received this transmission in error. If you are not the intended recipient, please immediately notify the sender by reply email or phone and delete this message and its attachments.

PAGE 2 - Feed Pump No 4 - From 90 To 90/10" Discharge 14" Suction - 316 SS SCH 40

PERMEATE PIPE - 316 SS SCH 10 - Pickled, passivated and electropolished

PAGE 3 - Items in Yellow

CONCENTRATE PIPE - 316 SS Sch 40 - Pickled, passivated and electropolished

PAGE 3 -Items in Purple

CLEANING PIPE - - 316 SS Sch 10 - Pickled, passivated and electropolished

PAGE 3 -Items in Pink

PX SUCTION & DISCHARGE

8" LUGGED STYLE BfV 4EA

8" FABRICATED SPOOL - FLGX1' SPOOL X TEE X 4' SPOOL X 90 ELBOW X FLGX7' SPOOL 4EA

8" FLG ACCY SET (316SS FINISH HEX W/ 1/8" FULL FACE EPDM GASKET 16EA

BOOSTER PUMP SUCTION & DISCHARGE

8" LUGGED STYLE BfV 2EA

8" FABRICATED SPOOL - FLGX1' SPOOL X TEE X 4' SPOOL X 90 ELBOW X FLGX7' SPOOL 2EA

8" FLG ACCY SET (316SS FINISH HEX W/ 1/8" FULL FACE EPDM GASKET 8EA

Thank you,
Angelica Torres
Project Estimator

M: (561) 997-6433 | C: (561) 768-8980 | D: (561) 858 8125

www.globaltechdb.com

901 Yamato Rd., Suite 220, Boca Raton, FL 33431





Palm Beach County
Compliance Summary Report

Vendor Number	Vendor Name	AM Best Rating	Insurance Carrier	Policy #	Eff. Date	Exp. Date	Coverage	Contract Number	Contract Name
DX00001996	Globaltech Inc.	Modified	Compliant					21-072	Optimization and Improvements Design-Build Contract
		Ap , XII	Amerisure Mutual Insurance Company	CA20796541302	11/1/2024	11/1/2025	Auto Liability		
		A++g , XV	Illinois Union Insurance Company	108833680012	5/1/2025	5/1/2026	Builders Risk		
		Ap , XV	The North River Insurance Company	5821243092	11/1/2024	11/1/2025	Excess Liability		
		Ap , XII	Amerisure Mutual Insurance Company	CPP20796571402	11/1/2024	11/1/2025	General Liability		
		A+g , XV	Indian Harbor Insurance Company	PEC004442310	11/1/2024	11/1/2025	Professional Liability		
		Ap , XII	Amerisure Insurance Company	WC20796551301	11/1/2024	11/1/2025	Workers Comp		

Risk Profile : Standard - General Services
Required Additional Insured : Palm Beach County Board of County Commissioners
Ownership Entity :

Jeffrey Greenfield

From: Bruce Rahmani <bruce@globaltechdb.com>
Sent: Monday, June 16, 2025 3:47 PM
To: Jeffrey Greenfield
Cc: Jane House; Krystin Berntsen; Pollop Phonpornwithoon; Rachael Cloyd; Amir Keyvanzad; Sergine Francoeur
Subject: WTP 11 Membrane Train Improvements - Draft WO
Attachments: DRAFT_25-035 PBC WTP 11 Membrane Train.pdf; Takeoff-Original Without Cut Final.PDF

This Message Is From an External Sender
This message came from outside your organization.

Hi Jeff,

I hope you are enjoying your vacation.

I am attaching the draft Work Order package for WTP 11 Membrane Train Improvements (WUD 25-035). Based on our recent discussion regarding the June-June CPI adjustment, we have assumed a 2% increase and updated our takeoff accordingly. Here are the details:

Current construction contract limit (excluding engineering):	\$7,500,000
2% CPI Adjustment: excluding engineering)	\$7,650,000 (assumed updated contract limit,
Takeoff amount (construction only) without adjustment:	\$7,945,765
Difference (Amount needed to bring the contract under limit:	-\$295,765




To bring the number below the \$7,650,000 limit, we have adjusted our takeoff by reducing the markup on materials and subcontractors. You can find the separate takeoff showing the amount before the markup reduction attached as well. We can make further adjustments once the actual CPI number is published.

Please let us know if you have any questions or require additional clarification.

Regards,

Bruce Rahmani, PE

VP of Construction

 O: (561) 997-6433 | D: (561) 858-8106 | C: (954) 882-1169
 www.globaltechdb.com [globaltechdb.com]
We moved! Our new address, effective October 1, will be:
 901 Yamato Rd., Ste. 220, Boca Raton, FL 33431
Thank you for updating your records



Water Utilities Department
Engineering Division

8100 Forest Hill Blvd
West Palm Beach, FL 33413

(561) 493-6000

Fax: (561) 493-6085

www.pbcwater.com

Palm Beach County
Board of County
Commissioners

Maria G. Marino, Mayor

Sara Baxter, Vice Mayor

Gregg K. Weiss

Joel G. Flores

Marci Woodward

Maria Sachs

Bobby Powell Jr.

Interim County Administrator

Todd J. Bonlarron

"An Equal Opportunity Employer"

Official Electronic Letterhead

July 11, 2025

Mr. Bernard Paul Gandy, President/CEO
Globaltech, Inc.
901 Yamato Rd., Ste. 220
Boca Raton, Florida 33431

Re: Project Number: 21-072
Optimization & Improvement Design Build Engineering
Services
Notification of Contract Clauses No Longer Being
Enforced Pursuant to Emergency Ordinance 2025-014


Dear Mr. Gandy,

On June 3, 2025, the Board of County Commissioners (BCC) approved an emergency ordinance to suspend the race and gender conscious provisions of the County's EBO ordinance. The suspension will remain in effect for two years or until further direction by the BCC, whichever comes first. As a result, the provisions relating to minority/women-owned business enterprise (M/WBEs) participation contained in the Contract document (R2023-0086) under General Provisions section B Subcontracting of **will not be enforced** as of June 3, 2025, only the small business enterprise (SBE) provisions will apply.

Please sign below to acknowledge receipt of this notification. This acknowledgement will be included in, and made part of, the contract file.

Should you require any additional information please contact Ms. Christina Bervin at cbervin@pbcwater.com or at (561) 493 5203.


Cordially,


Jane House, P.E., LEED AP
Director of Engineering Division

Receipt Acknowledged and In Agreement:

Globaltech, Inc.
(Design-Build Entity)

Bernard P. Gandy
(Print Name)


(Signature)

JUL 15, 2025
(Date)

ATTACHMENT 2
Location Map



PBCWUD Project No. 25-035
Water Treatment Plant No. 11



Palm Beach County
Compliance Summary Report

Vendor Number	Vendor Name	AM Best Rating	Insurance Carrier	Policy #	Eff. Date	Exp. Date	Coverage	Contract Number	Contract Name
DX00001996	Globaltech Inc.	Modified	Compliant					21-072	Optimization and Improvements Design-Build Contract
		Ap , XII	Amerisure Mutual Insurance Company	CA20796541302	11/1/2024	11/1/2025	Auto Liability		
		A++g , XV	Illinois Union Insurance Company	I08833680012	5/1/2025	5/1/2026	Builders Risk		
		Ap , XV	The North River Insurance Company	5821243092	11/1/2024	11/1/2025	Excess Liability		
		Ap , XII	Amerisure Mutual Insurance Company	CPP20796571402	11/1/2024	11/1/2025	General Liability		
		A+g , XV	Indian Harbor Insurance Company	PEC004442310	11/1/2024	11/1/2025	Professional Liability		
		Ap , XII	Amerisure Insurance Company	WC20796551301	11/1/2024	11/1/2025	Workers Comp		

Risk Profile : Standard - General Services
Required Additional Insured : Palm Beach County Board of County Commissioners
Ownership Entity :

25-0890

ATTACHMENT 4

BOARD OF COUNTY COMMISSIONERS
PALM BEACH COUNTY, FLORIDA
EXPENDITURE BUDGET TRANSFER


BGEX 080125*1645


FUND 4011 Water Utilities Capital Improvement Fund

ACCOUNT NUMBER	ACCOUNT NAME	UNIT NAME	ORIGINAL BUDGET	CURRENT BUDGET	INCREASE	DECREASE	ADJUSTED BUDGET	EXPENDED/ ENCUMBERED as of 07/31/25	REMAINING BALANCE
EXPENDITURES									
721-W026-6541	Water Treatment Plant	Glades Utility Authority Capital	5,874,647	5,509,604	5,000,000		10,509,604	863,311	9,646,293
720-9900-9909	Res-Improvement Program	R&R Reserves	87,488,999	113,697,254		5,000,000	108,697,254	0	108,697,254
	Total Expenditures				5,000,000	5,000,000			

SIGNATURES

DATES


Initiating Department/Division


Administration/Budget Department Approval

01-Aug-25

8/4/2025

OFMB Department - Posted

BY BOARD OF COUNTY COMMISSIONERS

At Meeting of: 19-Aug-25

Deputy Clerk to the
Board of County Commissioners