

Attachments:

II. FISCAL IMPACT ANALYSIS

A. Five Year Summary of Fiscal Impact:

Fiscal Years	2025	2026	2027	2028	2029
Capital Expenditures					
Operating Costs	\$254,876				
External Revenues					
Program Income (County)	(\$254,876)				
In-Kind Match (County)					
NET FISCAL IMPACT	-0-				

# ADDITIONAL FTE POSITIONS (Cumulative)					
---	--	--	--	--	--

Is Item Included In Current Budget? Yes X No
Does this item include the use of Federal funds? Yes No X
Does this item include the use of State funds? Yes No X

Budget Account No.:

Fund 3534 Dept. 143 Unit 1518 Object 8201: \$217,136
Fund 3622 Dept. 143 Unit 1518 Object 8201: \$ 21,998
Fund 3815 Dept. 143 Unit 1518 Object 8201: \$ 15,742

B. Recommended Sources of Funds/Summary of Fiscal Impact:

Approval of this agenda item will allocate \$254,876 to Madison Terrace, LLC for construction of Madison Terrace II under the Impact Fee Affordable Housing Assistance Program.

C. Departmental Fiscal Review: 
Valerie Alleyne, Division Director II
Finance and Administrative Services, DHED

III. REVIEW COMMENTS

A. OFMB Fiscal and/or Contract Development and Control Comments:


OFMB 8/26/25
DA 8/25 9A 8/22


Contract Development and Control 8/26/25
2678.26.25


B. Legal Sufficiency:


Chief Assistant County Attorney 8/26/25

C. Other Department Review:

Department Director

LOCATION MAP



Madison Terrace II
(Comprised of Six lots with a main address located at 821 S. Dixie Highway, Lake Worth Beach, FL 33460)



25-0938

BOARD OF COUNTY COMMISSIONERS
PALM BEACH COUNTY, FLORIDA
EXPENDITURE BUDGET TRANSFER


BGEX 143 080525*1670

FUND 3534 - Impact Fee Assistance Program - Roads Zone 4


ACCOUNT NUMBER	ACCOUNT NAME	UNIT NAME	ORIGINAL BUDGET	CURRENT BUDGET	INCREASE	DECREASE	ADJUSTED BUDGET	EXPENDED/ ENCUMBERED as of 8/05/25	REMAINING BALANCE
EXPENDITURES									
143-1518-8201	Contributions Non-Govts-Agncs	Madison Terrace II (September 16,2025)	0	0	217,136	0	217,136	0	217,136
821-9711-9902	Operating Reserves	Impact Fee Program Reserve - FY2025	0	221,054	0	217,136	3,918	0	3,918
	Total Expenditures				217,136	217,136			

SIGNATURES

DATES



Initiating Department/Division



Administration/Budget Department Approval

OFMB Department - Posted

8/21/2025

8/26/2025

BY BOARD OF COUNTY COMMISSIONERS

At Meeting of: 9/16/2025

Deputy Clerk to the
Board of County Commissioners

25-0939

BOARD OF COUNTY COMMISSIONERS
PALM BEACH COUNTY, FLORIDA
EXPENDITURE BUDGET TRANSFER

BGEX 143 080525*1671

FUND 3622 - Impact Fee Assistance Program - Parks Zone 2

ACCOUNT NUMBER	ACCOUNT NAME	UNIT NAME	ORIGINAL BUDGET	CURRENT BUDGET	INCREASE	DECREASE	ADJUSTED BUDGET	EXPENDED/ ENCUMBERED as of 08/05/25	REMAINING BALANCE
EXPENDITURES									
143-1518-8201	Contributions Non-Govts-Agnces	Madison Terrace II (September 16,2025)	0	0	21,998	0	21,998	0	21,998
821-9711-9902	Operating Reserves	Impact Fee Program Reserve - FY2025	0	107,360	0	21,998	85,362	0	85,362
	Total Expenditures				21,998	21,998			

SIGNATURES

DATES

Initiating Department/Division

8/21/2025

Administration/Budget Department Approval

8/26/2025

OFMB Department - Posted

BY BOARD OF COUNTY COMMISSIONERS

At Meeting of: 9/16/2025

Deputy Clerk to the Board of County Commissioners

25-0940

BOARD OF COUNTY COMMISSIONERS
PALM BEACH COUNTY, FLORIDA
EXPENDITURE BUDGET TRANSFER

BGEX 143 080525*1669

FUND 3815 - Impact Fee Assistance Program - Public Building

ACCOUNT NUMBER	ACCOUNT NAME	UNIT NAME	ORIGINAL BUDGET	CURRENT BUDGET	INCREASE	DECREASE	ADJUSTED BUDGET	EXPENDED/ ENCUMBERED as of 08/05/25	REMAINING BALANCE
EXPENDITURES									
143-1518-8201	Contributions Non-Govts-Agncs	Madison Terrace II (September 16,2025)	0	0	15,742	0	15,742	0	15,742
821-9711-9902	Operating Reserves	Impact Fee Program Reserve - FY2025	0	148,881	0	15,742	133,139	0	133,139
	Total Expenditures				15,742	15,742			

SIGNATURES

DATES

Initiating Department/Division

8/26/2025

Administration/Budget Department Approval

8/26/2025

OFMB Department - Posted

BY BOARD OF COUNTY COMMISSIONERS

At Meeting of: 9/16/2025

Deputy Clerk to the
Board of County Commissioners

Palm Beach County Department of Housing and Economic Development
2025 Income Limits, Palm Beach County

2025 Median Income : \$111,800

Income Category	Income Limit by Number of Persons in Household									
	1	2	3	4	5	6	7	8	9	10
30%	\$ 24,570	\$ 28,080	\$ 31,560	\$ 35,070	\$ 37,890	\$ 40,710	\$ 43,500	\$ 46,320	\$ 49,098	\$ 51,904
40%	\$ 32,760	\$ 37,440	\$ 42,080	\$ 46,760	\$ 50,520	\$ 54,280	\$ 58,000	\$ 61,760	\$ 65,464	\$ 69,205
50%	\$ 40,950	\$ 46,800	\$ 52,600	\$ 58,450	\$ 63,150	\$ 67,850	\$ 72,500	\$ 77,200	\$ 81,830	\$ 86,506
60%	\$ 49,140	\$ 56,160	\$ 63,120	\$ 70,140	\$ 75,780	\$ 81,420	\$ 87,000	\$ 92,640	\$ 98,196	\$ 103,807
70%	\$ 57,330	\$ 65,520	\$ 73,640	\$ 81,830	\$ 88,410	\$ 94,990	\$ 101,500	\$ 108,080	\$ 114,562	\$ 121,108
80%	\$ 65,520	\$ 74,880	\$ 84,160	\$ 93,520	\$ 101,040	\$ 108,560	\$ 116,000	\$ 123,520	\$ 130,928	\$ 138,410
90%	\$ 73,710	\$ 84,240	\$ 94,680	\$ 105,210	\$ 113,670	\$ 122,130	\$ 130,500	\$ 138,960	\$ 147,294	\$ 155,711
100%	\$ 81,900	\$ 93,600	\$ 105,200	\$ 116,900	\$ 126,300	\$ 135,700	\$ 145,000	\$ 154,400	\$ 163,660	\$ 173,012
110%	\$ 90,090	\$ 102,960	\$ 115,720	\$ 128,590	\$ 138,930	\$ 149,270	\$ 159,500	\$ 169,840	\$ 180,026	\$ 190,313
120%	\$ 98,280	\$ 112,320	\$ 126,240	\$ 140,280	\$ 151,560	\$ 162,840	\$ 174,000	\$ 185,280	\$ 196,392	\$ 207,614
130%	\$ 106,470	\$ 121,680	\$ 136,760	\$ 151,970	\$ 164,190	\$ 176,410	\$ 188,500	\$ 200,720	\$ 212,758	\$ 224,916
140%	\$ 114,660	\$ 131,040	\$ 147,280	\$ 163,660	\$ 176,820	\$ 189,980	\$ 203,000	\$ 216,160	\$ 229,124	\$ 242,217

- Notes:
- 1. Income category is an income level expressed as a percentage of Area Median Income (AMI).
 - 2. Income limit amounts represent the maximum income for a household of a certain size in the identified income category.
 - 3. Limits are based on Florida Housing Finance Corporation(FHFC) Multifamily Rental Programs.
 - 4. 130% AMI limits imputed by Palm Beach County based on FHFC rent limits.

**Palm Beach County Department of Housing and Economic Development
2025 Rent Limits, Palm Beach County**

Income Category	Rent Limit by Unit Size / Number of Bedrooms					
	0	1	2	3	4	5
30%	\$ 614	\$ 658	\$ 789	\$ 912	\$ 1,017	\$ 1,122
40%	\$ 819	\$ 877	\$ 1,052	\$ 1,216	\$ 1,357	\$ 1,497
50%	\$ 1,023	\$ 1,096	\$ 1,315	\$ 1,520	\$ 1,696	\$ 1,871
60%	\$ 1,228	\$ 1,316	\$ 1,578	\$ 1,824	\$ 2,035	\$ 2,245
70%	\$ 1,433	\$ 1,535	\$ 1,841	\$ 2,128	\$ 2,374	\$ 2,619
80%	\$ 1,638	\$ 1,755	\$ 2,104	\$ 2,432	\$ 2,714	\$ 2,994
90%	\$ 1,842	\$ 1,974	\$ 2,367	\$ 2,736	\$ 3,053	\$ 3,368
100%	\$ 2,047	\$ 2,193	\$ 2,630	\$ 3,040	\$ 3,392	\$ 3,742
110%	\$ 2,252	\$ 2,413	\$ 2,893	\$ 3,344	\$ 3,731	\$ 4,116
120%	\$ 2,457	\$ 2,632	\$ 3,156	\$ 3,648	\$ 4,071	\$ 4,491
130%	\$ 2,662	\$ 2,852	\$ 3,419	\$ 3,952	\$ 4,410	\$ 4,865
140%	\$ 2,866	\$ 3,071	\$ 3,682	\$ 4,256	\$ 4,749	\$ 5,239

- Notes:
1. Income category is an income level expressed as a percentage of Area Median Income (AMI).
 2. Rent limit amounts represent the maximum rent that may be charged for a unit of a certain size in the identified income category.
 3. Rent limits are based on Florida Housing Finance Corporation(FHFC) Multifamily Rental Programs.
 4. 130% AMI limits imputed by Palm Beach County based on FHFC rent limits.