

PALM BEACH COUNTY
BOARD OF COUNTY COMMISSIONERS
AGENDA ITEM SUMMARY

Meeting Date:	February 3, 2026	<input checked="" type="checkbox"/> Consent	<input type="checkbox"/> Regular
		<input type="checkbox"/> Ordinance	<input type="checkbox"/> Public Hearing
Department:	Engineering & Public Works		
Submitted For:	Traffic Division		



I. EXECUTIVE BRIEF

Motion and Title: Staff recommends motion to approve: Work Order G-2 in the not to exceed amount of \$1,426,422.80 to the Traffic Signal Continuing Services Construction Contract (Contract) dated August 19, 2025 (R2025-1042), with Gerelco Traffic Controls, Inc. (Gerelco) to upgrade the traffic signal from spanwire to mast arm at the intersection of Hypoluxo Road and Military Trail, Palm Beach County (County) Intersection ID Number 41650 (Project).

Summary: Approval of this Work Order will allow Gerelco to construct the Project. Per County PPM CW-F-050, this Work Order exceeds the threshold relating to staff approvals of Work Orders to annual contracts, thus requiring approval from the Board of County Commissioners (BCC). Prior to and including this Work Order, \$1,444,269.80 of the Gerelco not to exceed contract amount of \$10,000,000 have been spent or encumbered. On August 19, 2025, the BCC approved the Contract with Gerelco to provide for and install various signal components for traffic control devices. The Contract was presented to the Goal Setting Committee (GSC) on November 20, 2024, and the GSC established an Affirmative Procurement Initiative (API) of a Small Business Enterprise (SBE) Price Preference. To date, the overall SBE participation achieved on the Contract is 20%. Gerelco has an office located in the County. **This Project is funded by the infrastructure sales tax. District 2 (YBH)**

Background and Justification: The County requests Gerelco construct the Project in accordance with the Work Order. The construction cost is not to exceed \$1,426,422.80, including a contingency of \$129,674.80. The Engineering and Public Works Department recommends BCC approval.

- Attachments:**
- 1. Location Map
 - 2. Work Order with Exhibit A

Recommended By:		08 JAN 2026
YBH/TEL	County Engineer	Date
Approved By:		1/19/26
	Deputy County Administrator	Date

II. FISCAL IMPACT ANALYSIS

A. Five Year Summary of Fiscal Impact:

Fiscal Years	2026	2027	2028	2029	2030
Capital Expenditures	\$1,426,423	-0-	-0-	-0-	-0-
Operating Costs	-0-	-0-	-0-	-0-	-0-
External Revenues	-0-	-0-	-0-	-0-	-0-
Program Income (County)	-0-	-0-	-0-	-0-	-0-
In-Kind Match (County)	-0-	-0-	-0-	-0-	-0-
NET FISCAL IMPACT	\$1,426,423	-0-	-0-	-0-	-0-
# ADDITIONAL FTE					
POSITIONS (Cumulative)	-0-	-0-	-0-	-0-	-0-

Is Item Included in Current Budget?

Yes ☒ No ☐

Is this item using Federal Funds?

Yes ☐ No ☒

Is this item using State Funds?

Yes ☐ No ☒

Budget Account No:

Fund 3950

Dept 361

Unit 1678

Object 6555

Recommended Sources of Funds/Summary of Fiscal Impact:

Local Government One-Cent Infrastructure Surtax /Hypoluxo Road & Military Trail

Construction Contract	\$ 1,296,748.00
Contingency	\$ 129,674.80
Fiscal Impact	\$ 1,426,422.80

A budget transfer of \$1,150,000 from the IST fund reserves to the project was reviewed and approved by the Sales Tax Oversight Committee at the November 20, 2025 meeting. The transfer is scheduled to go before the Board of County Commissioners on January 6, 2026 as agenda item #3-C-2.

C. Departmental Fiscal Review:

Danny Ramlatov

III. REVIEW COMMENTS

A. OFMB Fiscal and/or Contract Dev. and Control Comments:

Lisa Mach 1/12/26
OFMB 1/6

Brunde Brack 1/13/26
Contract Dev. and Control

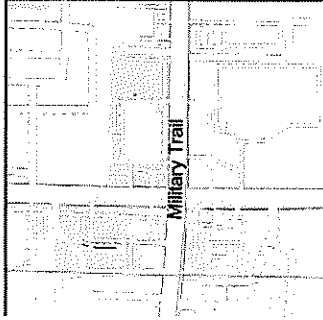
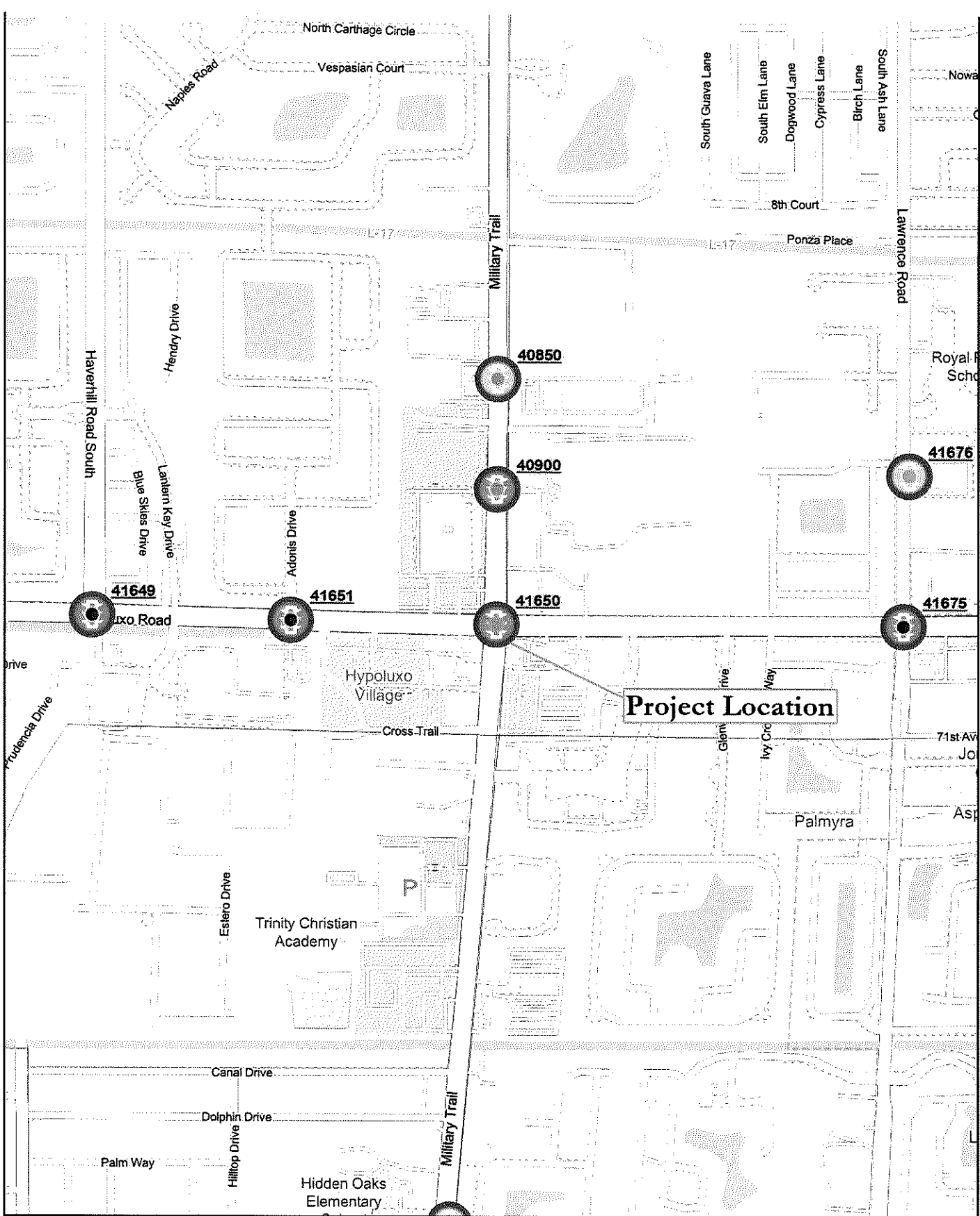
B. Approved as to Form and Legal Sufficiency:

MRS 1/13/26
Assistant County Attorney

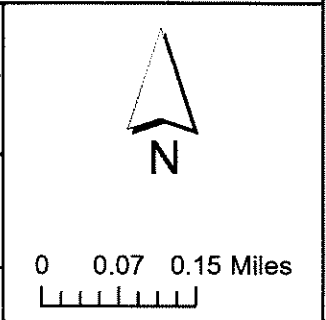
C. Other Department Review:

Department Director

This summary is not to be used as a basis for payment.



Hypoluxo Rd & Military Trail	
TCL - 41650	
Project # 2021822	2025



WORK ORDER TO THE ANNUAL TRAFFIC SIGNAL CONTRACT (R2025-1042) BETWEEN PALM BEACH COUNTY AND GERELCO TRAFFIC CONTROLS, INC. TO CONSTRUCT A MAST ARM TRAFFIC SIGNAL AT THE INTERSECTION OF HYPOLUXO ROAD AND MILITARY TRAIL, PALM BEACH COUNTY INTERSECTION ID NUMBER 41650, SIGNAL PROJECT NUMBER 2021-822, PALM BEACH COUNTY, FLORIDA

THIS WORK ORDER TO THE ANNUAL TRAFFIC SIGNAL CONTRACT DATED AUGUST 19, 2025 (R2025-1042), is made and entered into this 3rd day of February, 2026, by and between Palm Beach County, a political subdivision of the State of Florida, by and through its Board of County Commissioners (COUNTY), and GERELCO TRAFFIC CONTROLS, INC., a Florida corporation with an address of 560 NW Enterprise Drive, Port Saint Lucie, FL 34986 (CONTRACTOR).

WITNESSETH

WHEREAS, on August 19, 2025, COUNTY and CONTRACTOR entered into an Annual Contract (R2025-1042) (CONTRACT) to provide for the furnishing and installation of various signal components for traffic control devices on a work order basis; and

WHEREAS, COUNTY desires CONTRACTOR to construct a mast arm traffic signal at the intersection of Hypoluxo Rd and Military Trl, Palm Beach County Intersection ID Number 41650, (PROJECT); and

WHEREAS, CONTRACTOR agrees to construct the PROJECT in accordance with the terms and conditions of the CONTRACT, as directed and accepted by the COUNTY; and

WHEREAS, pursuant to the CONTRACT, a cost not to exceed \$1,426,422.80 has been calculated by COUNTY and found to be appropriate compensation for the services to be performed by CONTRACTOR to construct the PROJECT.

NOW, THEREFORE, THIS INDENTURE WITNESSETH: That for and in consideration of the mutual benefits to flow from each to the other, the parties hereto agree as follows:

1. The above recitals are true and correct and incorporated herein.
2. CONTRACTOR agrees to provide services for the PROJECT in accordance with the CONTRACT and as further described in Exhibits A.
3. COUNTY agrees to pay the CONTRACTOR a fee not to exceed \$1,426,422.80 to construct the PROJECT. Final payment shall be per documented quantities installed.

IN WITNESS WHEREOF, the Board of County Commissioners of Palm Beach County, Florida, has made and executed this Work Order for the **PROJECT**, pursuant to the **CONTRACT**, on behalf of the **COUNTY**, and **CONTRACTOR** has hereunto set its hand the day and year above written.

OWNER:

Palm Beach County, a political subdivision of the State of Florida by and through its Board of County Commissioners

BY: _____
Sara Baxter, Mayor

ATTEST:

Michael A. Caruso
Clerk of the Circuit Court & Comptroller

BY: _____
Deputy Clerk

COUNTY SEAL

APPROVED AS TO TERMS AND CONDITIONS

BY: Motasem Al-Turk
Motasem Al-Turk
Traffic Division, Director

APPROVED AS TO FORM & LEGAL SUFFICIENCY:

BY: Yelizaveta Herman
Yelizaveta Herman
Assistant County Attorney

CONTRACTOR:

Gerelco Traffic Controls, Inc., a Florida Corporation

BY: Kenneth A. Geremia, Jr.
Kenneth A. Geremia, Jr.
President

CORPORATE SEAL

WITNESS:

BY: O'teaka Lilly
O'teaka Lilly
(Printed Name)

BY: CeCelia Williams
CeCelia Williams
(Printed Name)

PALM BEACH COUNTY ENGINEERING & PUBLIC WORKS
TRAFFIC DIVISION WORK ORDER / ANNUAL CONTRACT R2025-1042

PROJECT NAME: Hypoluxo Rd and Military Trl

(PBC Intersection 41650)

BUDGET LINE ITEM:

KDO NUMBER:

PBC ENGINEERING ANNUAL SIGNAL CONTRACT NUMBER: R2025-1042

PBC ENGINEERING PROJECT NUMBER: N/A

PBC TRAFFIC DIVISION SIGNAL PROJECT NUMBER: 2021-822

WORK ORDER NUMBER: G-2

DATE: _____ COMMISSION DISTRICT: 3

TO: Kenneth A. Geremia, Jr., Gerelco Traffic Controls, Inc.

In accordance with the terms of your contract dated August 19, 2025, you are directed to provide the following supplies and services: Provide for the furnishing and installation of a mast arm traffic signal as shown on the Signal Plan sheets, and Bidtab, dated 8/28/2025.


The above work shall be performed at: Hypoluxo Rd and Military Trl (PBC Intersection 41650).

STARTING: The contract duration for this work is 240 days. A separate Notice to Proceed ("NTP") letter will be issued directing the contractor to commence work within the time specified in the NTP letter. The total amount of this Work Order, at the contract prices, is estimated to be \$1,426,422.80, which includes \$129,674.80 contingency (see attached Bidtab for quantities). The Office of Equal Business Opportunity waived the API Requirements.

This work shall be coordinated by, (48 hours prior notice to commencement of work):

<u>Fattoush Jafar, P.E., Ph.D.</u>	<u>Traffic Engineering & Operations Manager</u>	<u>(561) 684-4030</u>
Name	Title	Telephone

Please indicate your receipt of this Work Order by signing and returning a duplicate copy.

	<u>President</u>	<u>772.340.7474</u>
Name	Title	Telephone

Please sign below and submit with invoice at the completion of the project.
Project completed in compliance with Contract and Project specifications.

_____ Signature	_____ Title	_____ Telephone
--------------------	----------------	--------------------



PBCBCC-TRAFFIC DIVISION
2300 N. JOG ROAD
W.P.B., FL. 33411-2745
Phone: (561) 684-4030 Fax: (561)478-5770

GERELCO BDTAB
CONTRACT
#2025054

DATE; 8/28/2025

SIGNAL PROJECT #: 2021-822

INTERSECTION: Hypoluxo Rd and Military Tri - Mastarm

INTERSECTION IC# 41650

ITEM NO.#	PRODUCT NAME	QTY	PRICE	LINE TOTAL
102-14	MAINTENANCE OF TRAFFIC (TRAFFIC CONTROL OFFICER) - [HR] [F&I]	16	\$350.00	\$5,600.00
630-2-11-2	2" PVC (SCH 40) UNDERGROUND CONDUIT - [LF] [F&I]	829	\$14.00	\$11,606.00
630-2-12-2-1	1-2" (HDPE SDR 11) UNDER PAVEMENT CONDUIT (DIRECTIONAL BORE) - [LF] [F&I]	160	\$33.00	\$5,280.00
630-2-12-2-2	2-2" (HDPE SDR 11) UNDER PAVEMENT CONDUIT (DIRECTIONAL BORE) - [LF] [F&I]	355	\$38.00	\$13,490.00
630-2-12-2-3	3-2" (HDPE SDR 11) UNDER PAVEMENT CONDUIT (DIRECTIONAL BORE) - [LF] [F&I]	465	\$44.00	\$20,460.00
630-2-12-2-5	5-2" (HDPE SDR 11) UNDER PAVEMENT CONDUIT (DIRECTIONAL BORE) - [LF] [F&I]	400	\$60.00	\$24,000.00
632-7-1-19G	SIGNAL CABLE (SPAN LENGTH 751' - Greater) - [PI] [F&I]	1	\$14,500.00	\$14,500.00
632-7-1-4A	PEDESTRIAN SIGNAL CABLE - 4 CONDUCTOR - [PI] [F&I]	1	\$4,500.00	\$4,500.00
632-7-1-7A	PEDESTRIAN SIGNAL CABLE - 7 CONDUCTOR - [PI] [F&I]	1	\$8,500.00	\$8,500.00
635-2-12-A	PULL BOX (17" x 30" x 12"D) HEAVY DUTY COVERS (TIER 22) -[EA] [F&I]	33	\$2,850.00	\$94,050.00
635-2-12-C	PULL BOX (30" x 48" x 24"D) HEAVY DUTY SPLIT COVERS (ITS) (TIER 22) - [EA] [F&I]	1	\$5,230.00	\$5,230.00
635-2-12-D	PULL BOX (17" x 30" x 24"D) HEAVY DUTY SPLIT COVERS (ITS) (TIER 22) - [EA] [F&I]	4	\$3,100.00	\$12,400.00
639-1-111	ELECTRICAL POWER SERVICE WITH METER BASE (OVERHEAD) METER FURNISHED BY POWER COMPANY - [AS] [F&I]	1	\$3,500.00	\$3,500.00
639-2-1-3	ELECTRICAL SERVICE WIRE (SINGLE PHASE 3-WIRE, TRIPLEX) - [LF] [F&I]	200	\$9.90	\$1,980.00
639-3-11	ELECTRICAL SERVICE DISCONNECT (BREAKER BOX, SHEET T 6.2 OF PBC STANDARDS) - [EA] [F&I]	1	\$3,000.00	\$3,000.00
641-2-12-16	PRESTRESSED CONCRETE POLE (16' TYPE P-II) - [EA] [F&I]	1	\$3,500.00	\$3,500.00
641-2-80	CONCRETE POLE REMOVAL - DEEP (INCLUDES POLE AND COMPLETE REMOVAL OF THE POLE FOUNDATIOND DEPTH OF UP TO 25 FEET) INCLUDES DISPOSAL OF POLE WHEN INSTRUCTED BY ENGINEER - [EA] [R]	4	\$12,500.00	\$50,000.00
646-1-11	ALUMINUM SIGNALS POLE, PEDESTAL WITH TRANSFORMER BASE (8 FEET ABOVE GROUND) - [EA] [F&I]	8	\$1,767.00	\$14,136.00

DATE:
8/28/2025

SIGNAL PROJECT #:
2021-822

INTERSECTION:
Hypoluxo Rd and Military Trl - Mastarm

INTERSECTION ID.#
41650

ITEM NO.#	PRODUCT NAME	QTY	PRICE	LINE TOTAL
649-2-20-50	DRILLED SHAFT FOUNDATION ASSEMBLY, 20' DEEP AND 5.0' DIAMETER, FURNISH AND INSTALL (DS/20/5.0) - [EA] [F&I]	6	\$41,500.00	\$249,000.00
649-2-20-50-AD	ADDITIONAL DEPTH FOR RILLED SHAFT FOUNDATION ASSEMBLY, 20' DEEP AND 5.0' DIAMETER, FURNISH AND INSTALL (DS/20/5.0) - [LF] [F&I]	22	\$1,875.00	\$41,250.00
649-22-15	MAST ARM ASSEMBLY, FURNISH AND INSTALL ON EXISTING FOUNDATION, SINGLE ARM 70' (A70/S-P5/S) - [EA] [F&I]	1	\$52,500.00	\$52,500.00
649-22-15L-HD	MAST ARM ASSEMBLY WITH STREET LIGHT, FURNISH AND INSTALL ON EXISTING FOUNDATION, SINGLE ARM 70' HEAVY DUTY (A70/S-P5/S/L-HD) - [EA] [F&I]	1	\$60,500.00	\$60,500.00
649-22-21	MAST ARM ASSEMBLY, FURNISH AND INSTALL ON EXISTING FOUNDATION, SINGLE ARM 78' (A78/S-P6/S) - [EA] [F&I]	1	\$63,500.00	\$63,500.00
649-22-21-HD	MAST ARM ASSEMBLY, FURNISH AND INSTALL ON EXISTING FOUNDATION, SINGLE ARM 78' HEAVY DUTY (A78/S-P6/S-HD) - [EA] [F&I]	2	\$64,000.00	\$128,000.00
649-22-21L-HD	MAST ARM ASSEMBLY WITH STREET LIGHT, FURNISH AND INSTALL ON EXISTING FOUNDATION, SINGLE ARM 78' HEAVY DUTY (A78/S-P6/S/L-HD) - [EA] [F&I]	1	\$66,000.00	\$66,000.00
650-1-13	TRAFFIC SIGNAL HEAD ALUMINUM (3-SECTION, 1-WAY) INCLUDES BACKPLATES - [AS] [F&I]	21	\$2,150.00	\$45,150.00
650-1-15	TRAFFIC SIGNAL HEAD ALUMINUM (5-SECTION, 1-WAY) INCLUDES BACKPLATES - [AS] [F&I]	8	\$3,125.00	\$25,000.00
650-1-60	TRAFFIC SIGNAL HEAD ASSEMBLY, REMOVAL - [EA] [R]	28	\$350.00	\$9,800.00
653-1-60	PEDESTRIAN SIGNAL, REMOVE PED SIGNAL - [EA] [R]	6	\$350.00	\$2,100.00
653-191	PEDESTRIAN SIGNAL - COUNT DOWN (1-WAY) ALUMINUM - [EA] [F&I]	8	\$1,300.00	\$10,400.00
660-2-106-B	LOOP ASSEMBLY (TYPE F - 46'). - [EA] [F&I]	24	\$4,850.00	\$116,400.00
665-1-11	PEDESTRIAN DETECTOR (PUSH BUTTON) - [EA] [F&I]	8	\$300.00	\$2,400.00
670-5-110-D2	TRAFFIC CONTROLLER ASSEMBLY (ATC) DUAL DOUBLE DOOR AS PER NAZTEC - [AS] [F&I]	1	\$77,066.00	\$77,066.00
690-31-1	SIGNAL PEDESTAL, REMOVE - [EA] [R]	1	\$850.00	\$850.00
690-50-0	REMOVE CONTROLLER ASSEMBLY COMPLETE WITH FOUNDATION - INCLUDES DELIVERY OF REMOVED CONTROLLER EQUIPMENT - [EA] [R]	1	\$2,500.00	\$2,500.00
690-70	REMOVE PEDESTRIAN DETECTOR ASSEMBLY - [EA] [R]	6	\$100.00	\$600.00
690-80	REMOVE SPAN WIRE ASSEMBLY - [PI] [R]	1	\$2,500.00	\$2,500.00
690-93	REMOVE SMALL PULL BOX - UP TO 17 X 30 - [EA] [R]	1	\$350.00	\$350.00
690-94	REMOVE LARGE PULL BOX - UP TO 30 X 60 - [EA] [R]	2	\$400.00	\$800.00

DATE: 8/28/2025 SIGNAL PROJECT#: 2021-822

INTERSECTION: Hypoluxo Rd and Military Tri - Mastarm
INTERSECTION ID.# 41650

ITEM NO.#	PRODUCT NAME	QTY	PRICE	LINE TOTAL
715-5-11	LUMINAIRE & BRACKET (SPECIAL) WITH LED FIXTURE - [EA] [F&I]	2	\$4,500.00	\$9,000.00
715-5-51	LUMINAIRE AND BRACKET ARM - [EA] [R]	4	\$1,250.00	\$5,000.00
700-5-22-LED-MA.	INTERNALLY ILLUMINATED SIGN (8') LED FOR MAST ARM [F&I]	4	\$5,980.00	\$23,920.00
*676-2-300	ITS CABINET FOUNDATION - DOUBLE TECH PAD 88"X60"X14" W/ CONCRETE RISER 40"X60"X18" [F&I]	1	\$6,430.00	\$6,430.00
TOTAL				\$1,296,748.00

Comments: * Item is not in the original contract bid list. This item is approved for this task order only.

Bid Tab = \$1,296,748.00
Contingency 10%= \$129,674.80
Not to exceed = \$1,426,422.80

GRAND TOTAL (Not To Exceed): \$1,426,422.80

COUNTY OF PALM BEACH
STATE OF FLORIDA

INDEX OF SHEETS	
SHEET No.	DESCRIPTION

T-1	KEY SHEET
T-2	TABULATION OF QUANTITIES
T-3	GENERAL NOTES
T-4 & T-5	SIGNALIZATION PLANS
T-6	PAVEMENT MARKING PLAN
T-7	MAST ARM TABULATION
T-8	MAST ARM ASSEMBLIES
T-9	SIGNAL DETAILS
SUR-1 THRU SUR-5	SURVEY

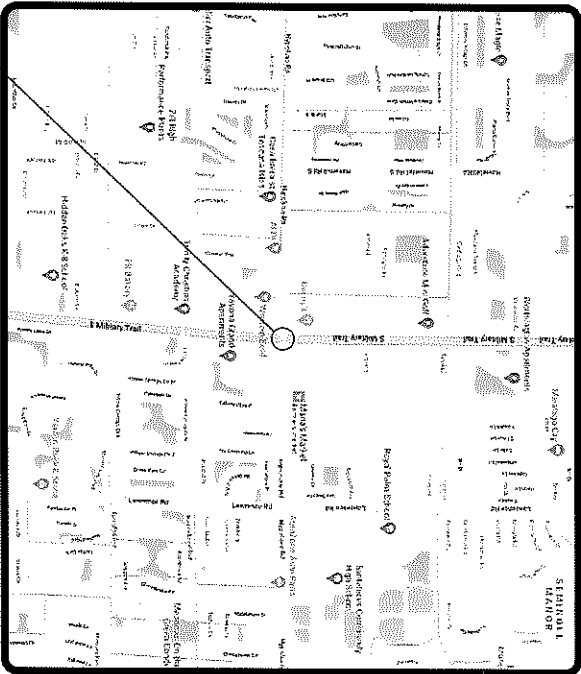
STANDARDS AND SPECIFICATIONS:
FLORIDA DEPARTMENT OF TRANSPORTATION, STANDARD PLANS LATEST EDITION AND STANDARD SPECIFICATIONS FOR ROAD AND BRIDGE CONSTRUCTION LATEST EDITION AND PALM BEACH COUNTY TRAFFIC SIGNAL INSTALLATION STANDARDS AND DETAILS 2024, AS AMENDED BY CONTRACT DOCUMENTS.

MAINTENANCE OF TRAFFIC:
FOR INDEX #'S USE F.D.O.T. STANDARD PLANS 102-600, 611, 612, 613, 614, 616, 617 & 660

APPLICABLE DESIGN STANDARDS REVISIONS:
For Design Standards Modifications click on "Design Standards" of the following web site:
<https://www.fdot.gov/design/standards/current>

SIGNALIZATION PLANS
**HYPOLUXO ROAD
AT MILITARY TRAIL**
P.B.C. PROJECT NO. 2021822
P.B.C. INTERSECTION #41650

100% PLANS



LOCATION MAP
NOT TO SCALE

PROJECT LOCATION

SEC. 01, TWP. 45S., RGE. 42E. &
SEC. 12, TWP. 45S., RGE. 42E.

HYPOLUXO ROAD = 45 M.P.H. SPEED LIMIT
MILITARY TRAIL = 45 M.P.H. SPEED LIMIT

SIGNALIZATION SHOP DRAWINGS
TO BE SUBMITTED BY EMAIL TO:
THICIA@SIMMONSANDWHITE.COM

PLANS PREPARED BY:
SIMMONS & WHITE, INC.
2581 METROCENTRE BLVD WEST, SUITE 3
WEST PALM BEACH, FL 33407

NOTE: THE SCALE OF THESE PLANS MAY
HAVE CHANGED DUE TO REPRODUCTION.

ENGINEER'S CERTIFICATION

I HEREBY CERTIFY THAT THE ATTACHED PLANS AND DESIGN ARE
THE WORK OF ME OR UNDER MY CLOSE PERSONAL SUPERVISION AND
CRITERIA IN EFFECT ON THIS DATE FOR PALM BEACH COUNTY
ENGINEERING DEPARTMENT AND THE STATE OF FLORIDA
DEPARTMENT OF TRANSPORTATION.

DATE: _____ PROFESSIONAL ENGINEER #58925

PATRICIA BARR, P.E.

PATRICIA BARR, P.E., STATE OF FLORIDA
PROFESSIONAL ENGINEER, LICENSE NO. 58925
THIS SEAL HAS BEEN DIGITALLY SIGNED AND
SEALED BY PATRICIA BARR, P.E.
ON 6/12/2025.
PRINTED COPIES OF THIS DOCUMENT ARE NOT
CONSIDERED SIGNED AND SEALED AND THE
SIGNATURE MUST BE VERIFIED ON ANY
ELECTRONIC COPIES.



HYPOLUXO ROAD
AT MILITARY TRAIL
P.B.C. INTERSECTION #41650
P.B.C. PROJECT #2021822
KEY SHEET

DESIGN TAB.	DRAWN C.O.	CHECKED A.L.	APPROVED R.N.	DATE
				21-012

SHEET NO.	DRAWING NO.	SHEET OF
1	21012101	1

SIGNALIZATION GENERAL NOTES

1. SIGN ASSESSING LOCATIONS SHOWN ON PLANS WHICH ARE IN CONFLICT WITH LIGHTING, UTILITIES, DRAINAGES, WETCHECK RUMPS, ETC., MAY BE ADJUSTED AS DIRECTED BY THE ENGINEER IN ACCORDANCE WITH THE MANUAL ON UNIFORM TRAFFIC CONTROL DEVICES (MUTCD) FOR STREETS AND HIGHWAYS (U.S. DEPARTMENT OF TRANSPORTATION, FHWA). TRAFFIC SIGNAL LOCATION CHANGES MUST BE APPROVED BY THE DISTRICT TRAFFIC ENGINEER.
2. CONTRACTOR SHOULD REVIEW AND ADHERE TO THE PALM BEACH COUNTY TRAFFIC SIGNAL INSTALLATION STANDARDS AND DETAILS 2024 (FOR LATEST REVISED EDITION), AND NOT ROADWAY DESIGN STANDARDS (LATEST EDITION).
3. THE CONTRACTOR SHALL RETRUEVE EXISTING PAVEMENT MARKINGS DAMAGED DURING CONSTRUCTION.
4. PRIOR TO EQUIPMENT OPERES, THE CONTRACTOR SHALL SUBMIT A REQUEST FOR APPROVAL, TO THE EOR AND PALM BEACH COUNTY TRAFFIC DIVISION, EQUIPMENT SPECIFICATIONS OR DESIGN DATA FOR ALL MATERIAL PROPOSED FOR THE PROJECT. THIS SHALL INCLUDE, BUT IS NOT LIMITED TO:
1. NON-STRUCTURAL FLUMINANTS
 - ALL GUIDE SIGN LEGENDS (IF DIFFERENT FROM DETAIL)
 - CONTROLLED CANNEL AND ASSEMBLY
 - SIGN STRUCTURES, INCLUDING CANTILEVER TRUSSES AND FOUNDATIONS
 2. STRUCTURAL FLUMINANTS
 - MAST ARM, POLE AND FOUNDATION
 - MAST ARM, POLES WITH LUMINANCE ATTACHMENTS SHALL BE PROVIDED WITH SHOP DRAWINGS AND CALCULATIONS.
5. SHOP DRAWINGS AND DESIGN DATA SHALL BE SUBMITTED ELECTRONICALLY TO THE ENGINEER OF RECORD (EOR) AND PALM BEACH COUNTY TRAFFIC DIVISION. ALL SUBMITTALS SHOULD BE SUBMITTED TO: TRAFFIC@PALMBEACHGOV.COM
6. THE CONTRACTOR SHALL CONTACT PALM BEACH COUNTY TRAFFIC OPERATIONS AT (561) 233-3900 FOR FORTY-EIGHT (48) HOURS PRIOR TO CONSTRUCTION IF WORK IS BEING DONE WITHIN 10 FEET OF ANY SIGNAL EQUIPMENT OR IN ADVANCE OF ANY SIGNAL RELATED INSTALLATION WORK.
7. ALL SIGNS AND OTHER TRAFFIC CONTROL DEVICES, EXCEPT EQUIPMENT SHOWN OR NOTED ON THE PLAN SHEETS FOR REMOVAL BY OTHERS, SHALL BE REMOVED BY THE EQUIPMENT AND STOCKPILED WITHIN THE RIGHT OF WAY DUTY AFTER 48 HOUR NOTICE TO THE MAINTENANCE AGENCY. CONTROL DEVICES SHALL THEN BE REMOVED BY OTHERS FOR DELIVERY TO THE NOTIFIED AGENCY.
8. ALL REMOVED ITEMS TO BE DELIVERED TO PAVED AT 2555 VERA PARKWAY WEST PALM BEACH, FL - CALLED 48 HOURS PRIOR TO DELIVERY (561) 233-3900. CONCRETE PILES CAN BE DISCARDED/PROPERLY DISPOSED OF.
9. THE APPROPRIATE UTILITY COMPANIES SHALL BE NOTIFIED BY THE CONTRACTOR TWO (2) BUSINESS DAYS IN ADVANCE OF ANY EXAMINATION INVOLVING ITS UTILITIES SO THAT A COMPANY REPRESENTATIVE CAN BE PRESENT.
- UTILITY STATE:
SUNSHINE DRIVE - ONE CALL
CONCRETE
CITY OF DOWNTOWN BEACH
CCI MONITOR
FLRA
FLORIDA PUBLIC UTILITIES CO.
GOLFVIEW
MAST ARM CASTLE
NACCO INC
PALM BEACH COUNTY WATER UTILITIES
PALM BEACH COUNTY TRAFFIC OPERATIONS
PALM BEACH COUNTY ITS
AT&T
10. DURING DEEP REMOVAL OF MAST ARM FOUNDATION (AND ANY OTHER POLE REMOVAL), IF THE CONTRACTOR'S RESPONSIBILITY TO SECURE ANY OTHER FOUNDATION OR STRUCTURE IN THE CLOSE PROXIMITY OF THE FOUNDATION BEING REMOVED, IF THE CONTRACTOR DETERMINES ANY STRUCTURE OR FOUNDATION IN CLOSE PROXIMITY OF FOUNDATION REMOVED COULD POTENTIALLY BE COMPROMISED, THEY SHALL SECURE IT.
11. THE CONTRACTOR SHALL BE RESPONSIBLE FOR FIELD CHECKING INTERSECTION OPERATIONS AS THEY RELATE TO THE INSTALLATION OF MAST ARMS.
12. TEMPORARY DETECTION REQUIRED IF THE EXISTING VEHICLE DETECTION WILL BE IMPACTED AND OUT OF SERVICE FOR MORE THAN 30 DAYS, AND IF PEDESTRIAN DETECTION OUT OF SERVICE FOR MORE THAN 3 DAYS.
13. ALL PUBLIC LAND CORNERS AND MONUMENTS WITHIN THE LIMITS OF CONSTRUCTION ARE TO BE PROTECTED. ANY DAMAGE TO MONUMENTS IN CONFLICT WITH THE WORK AND B
14. THE CONTRACTOR SHALL RETAIN A LAND SURVEYOR TO REFERENCE, AND RESTORE, UPON COMPLETION OF THE WORK, ALL SUCH CORNERS AND MONUMENTS. THE CONTRACTOR SHALL FURNISH, TO THE DISTRICT LOCATION SURVEYOR, A SIGNED AND SEALED COPY OF THE LAND SURVEYOR'S REFERENCE DRAWING.
15. ALL STAKE BENCH MARK MONUMENTS WITHIN THE LIMITS OF CONSTRUCTION SHALL BE PROTECTED AND REFERENCED BY THE CONTRACTOR IN THE SAME WAY AS PUBLIC LAND CORNERS, EXCEPT THAT THE LAND SURVEYOR SHALL NOT BE REQUIRED TO RESTORE THE M.A.V.D. BENCH MARK UPON COMPLETION OF THE WORK. THE CONTRACTOR SHALL PROMPTLY TRANSMIT ALL DISPLACED OR DAMAGED M.A.V.D. DISKS TO THE DISTRICT LOCATION SURVEYOR, WHO WILL NOTIFY THE GEOLOGIC INFORMATION CENTER.
16. THE SIGNAL MAINTENANCE AGENCY IS PALM BEACH COUNTY TRAFFIC OPERATIONS, SUPERINTENDENT, (561) 233-3900.
17. ALL EXISTING SIGNALIZATION EQUIPMENT IS ASSUMED TO BE IN GOOD WORKING ORDER UNLESS PROTECTED IS NOTIFIED IN WRITING PRIOR TO START OF CONSTRUCTION. ANY SUBSEQUENT DAMAGE TO THE SIGNAL EQUIPMENT SHALL BE REPAIRED BY THE CONTRACTOR.
18. EXISTING CABLE CONNECTIONS TO THE SIGNAL SHALL INCLUDE, BUT NOT BE LIMITED TO, INTERCONNECTED RAILROAD EXISTING BARRIERS, RAILROAD PREPARATION, EMERGENCY VEHICLE PREPARATION, AND SCHOOL ZONE FLASHERS.
19. COMMUNICATION TO PROVIDE TEMPORARY LINES AND CONNECTIONS, IF NECESSARY, COST OF MAINTAINING COMMUNICATION INCLUDING TEMPORARY CONNECTIONS SHALL BE INCLUDED IN PAY ITEM 102-1-10T. A CELLULAR COMMUNICATION PLAN MAY NEED TO BE INSTALLED AND APPROVED BY THE COUNTY TO MAINTAIN CONTINUOUS COMMUNICATION THROUGHOUT THE PROJECT.
20. NO EXISTING PEDESTRIAN CROSSING TO BE ELIMINATED AT ANY TRAFFIC SIGNAL WITHOUT PRE-APPROVAL PER TRAFFIC ENGINEERING.
- | UTLITY STATE: | UTLITY STATE: | CONTACT PERSON: |
|--------------------------------------|-----------------|----------------------|
| SUNSHINE DRIVE - ONE CALL | 811 | JOHN SCOTT STRAWN |
| CONCRETE | 561-227-3417 | MAT EATLE |
| CITY OF DOWNTOWN BEACH | 561-742-6407 | FEER DIG TEAM |
| CCI MONITOR | 888-632-0831 X2 | JOEL BRAY |
| FLRA | 561-586-6403 | BRAO COLLINS |
| FLORIDA PUBLIC UTILITIES CO. | 561-232-3308 | NETWORK RELATIONS |
| GOLFVIEW | 877-368-8344 X2 | JULIO OLGA |
| MAST ARM CASTLE | 369-884-4091 | ACTOR INVESTIGATIONS |
| NACCO INC | 303-800-0000 X1 | LEONARD WHEELERS |
| PALM BEACH COUNTY WATER UTILITIES | 561-423-6116 | WHEELERS |
| PALM BEACH COUNTY TRAFFIC OPERATIONS | 561-233-3900 | SUPERINTENDENT |
| PALM BEACH COUNTY ITS | 561-681-4365 | DANIEL RODRIGUEZ |
| | 561-697-0240 | DINO FARRADIO |

- 19.) IF SHOULD BE NOTED THAT NO TEST BODIES WERE MADE WHERE CONDUIT RUNS ARE TO BE INSTALLED BY DIRECTIONAL BORING OR TRENCING, IT SHALL BE THE CONTRACTOR'S RESPONSIBILITY TO EXAMINE JOB SITE CONDITIONS BEFORE SUBMITTING BID PROPOSALS IN ACCORDANCE WITH SECTION 2-4.4 OF THE PDOT STANDARD SPECIFICATIONS.
- 20.) THE CONTRACTOR IS TO USE CAUTION WHEN WORKING IN OR AROUND AREAS OF EXISTING LOOP AND LEAD IN WHEELED TRANSMISSION LINES, AND UNDERGROUND UTILITIES. THE CONTRACTOR SHALL EXAMINE BY HAND WHERE CONFLICTS MAY EXIST DUE TO LOOPS AND ANY SIGNAL EQUIPMENT CAUSED BY CONSTRUCTION OF THIS PROJECT SHALL BE REPAIRED OR REPLACED TO ORIGINAL OR BETTER CONDITION AT NO COST TO PALM BEACH COUNTY.
- 21.) THE LOCATIONS OF EXISTING UTILITIES SHOWN IN THE PLANS ARE APPROXIMATE. EXACT LOCATIONS SHALL BE DETERMINED BY THE CONTRACTOR DURING CONSTRUCTION.
- 22.) THE PROPOSED LOCATIONS OF ALL POLES, PEDESTALS, AND OTHER EQUIPMENT REQUIRING EXCAVATION SHALL BE CONSIDERED APPROXIMATE DUE TO THE POTENTIAL OF CONFLICT WITH UNDERGROUND UTILITIES. SLIGHT ADJUSTMENTS TO THE LOCATIONS MAY ALSO BE NECESSARY TO ACHIEVE SLOTTED CODES.
- 23.) CONDUIT TO MAINTAIN EXISTING SIGNAL OR OTHER AT ALL TIMES.
- 24.) MOST ANY CONCRETE FOUNDATION SHALL BE FORMED IN A SINGLE POUR. FOUNDATIONS THAT DO NOT COMPLY WITH THIS REQUIREMENT SHALL BE PARTIALLY REPAIRED AND RE-POURED AT THE CONTRACTOR'S EXPENSE. A DRILL SHIRT SHALL BE USED TO PROTECT THE EXISTING FOUNDATION FROM THE CONCRETE POUR.
- 25.) THE CONTRACTOR IS RESPONSIBLE FOR THE PROPER BOLT PROTECTION ABOVE FINISHED SIDEWALK GRADE. THE CONTRACTOR SHALL ENSURE THAT THE DRILL SHIRT AND BOLT PATTERNS ARE INSTALLED CORRECTLY SO THAT THE MOST ARM WILL BE AWAYED AS SHOWN ON THE PLANS.
- 26.) IF PHASE 1 (UNDERGROUND ONLY) AND PHASE 2 (ABOVE GROUND) IS PROPOSED ON REMAINING PROJECTS, THE CONTRACTOR IS RESPONSIBLE TO ENSURE EXPOSED BOLTS ARE PROTECTED FROM THE ELEMENTS (INSTALLED BOLT CAPS).
- 27.) FOR MOST ARM AND SIGNAL INSTALLATIONS, THE CONTRACTOR SHALL INSTALL WIRE MESH SUPPORT GIBBS FOR STAIN RELIEF. ALL SIGNAL CABLE MUST BE HELD BY A STRAIN RELIEF (IE GRAB RODS/SPICES) ATTACHED TO THE J-HOOK INSIDE OF A MUST ARM, TO USE APPROVED FOR SHOP DRAWINGS SHALL BE SUBMITTED TO PBC ENGINEER FOR PRE-APPROVAL. WRITTEN APPROVAL FOR SHOP DRAWINGS SHALL BE PROVIDED AT TIME OF FINAL SIGNAL INSPECTION.
- 28.) SIGNAL CABLE - CONTRACTOR SHALL INSTALL TRAFFIC SIGNAL CABLE IN ACCORDANCE WITH PBC STANDARDS. THERE SHALL BE NO SPlicing. IF CONTINUOUS RUNS ARE NOT POSSIBLE, THEN TERMINAL BLOCK SHALL BE USED.
- 29.) CONTROLLER CABINET - CONTRACTOR SHALL INSTALL TRAFFIC SIGNAL CABLE TO THE CONTROLLER INTERIOR WILL OPEN AWAY FROM THE ROADWAY TRAVEL LANES AND POSITIONED TO ALLOW THE TECHNICIAN TO SEE THE DISSECTION.
- 30.) CONNECTION SIGNALS - EACH PEDESTRIAN SIGNAL SHALL BE FED WITH ONE 7 CONDUCTOR CABLE FOR PEDESTRIAN SIGNAL. HEAD AND ONE 4 CONDUCTOR CABLE FOR THE PEDESTRIAN DETECTOR/PUSH BUTTON. THESE CABLES WILL RUN FROM EACH PEDESTRIAN SIGNAL/DETECTOR DIRECTLY TO CONTROL BOX WITH NO SPICES.
- 31.) POSITION PULL BOXES, CABINETS, POLES AND OTHER OBSTRUCTIVE ITEMS CLEAR OF CURB CUT PAVERS. PULL BOXES SHALL BE PLACED BETWEEN CURB AND GUTTER. IF THERE IS NO CURB AND GUTTER, THEN PULL BOXES SHALL BE PLACED AT LEAST 10 FEET FROM THE EDGE OF PAVEMENT. PULL BOXES SHALL NOT BE LOCATED AT THE BOTTOM OF ANY DITCH OR RETENTION AREA/POUND. ALL PULL BOXES SHALL HAVE A 1' WIDE (MIN.) X 6" DEEP CONTINUOUS CONCRETE APRON SLOPED AWAY FROM BOX (TYPICALLY 1%).
- 32.) SPARE CABINET CONDUIT SHALL BE STORIED AND CAPPED IN THE NEAREST PULL BOX. USE GEL CAPS FOR ANY SPARE/USED CONDUIT.
- 33.) THE USE OF "JONES" PLUS FOR SIGNAL INSTALLATIONS SHALL BE PROHIBITED.
- 34.) ALL FIELD WIRING SHALL BE NEATLY BUNDLED AND CLEARLY IDENTIFIED WITH PERMANENT LEGIBLE, WEATHER-PROOF TAGS THAT ARE SECURELY ATTACHED TO EACH CABLE. THE TAGGING SYSTEM PROPOSED SHALL BE SUBMITTED FOR APPROVAL WITH THE OTHER EQUIPMENT SUBMITTALS REQUIRED FOR THIS PROJECT.
- 35.) THE CONTRACTOR SHALL VERIFY COLOR CODES OF SIGNAL CABLE WITH PALM BEACH COUNTY BEFORE ORDERING. DO NOT INSTALL LOOP LEAD-IN WITHIN PAVERS OR IN THE AREA BETWEEN PAVERS AND EDGE OF CURB. FOR ANY INTERSECTIONS WITH PAVERS, THE LEAD-IN NEED TO RUN THROUGH COUNTERS UNDER THE PAVERS.
- 36.) INSTALL PEDESTRIAN SIGNALS PER ADA CLAWANCES, PROVIDING CONTINUOUS UNOBSTRUCTED PEDESTRIAN/WHEELCHAIR ACCESS TO PEDESTRIAN SIGNALS (PUSH BUTTON, PAAP, ETC).
- 37.) THE T-BASE (PEDESTRIAN FEDERAL BOX) SHALL BE ORDERED SO THE TECHNICIAN CAN OPEN THE DOOR AND ALSO THE PEDESTAL BASE.
- 38.) THE T-BASE (PEDESTRIAN FEDERAL BOX) SHALL BE ORDERED SO THE TECHNICIAN CAN OPEN THE DOOR AND ALSO THE PEDESTAL BASE.
- 39.) CALLING/STAKING TO BE APPLIED AT ALL SIGNALS FLANGE CONNECTIONS, INCLUDING BUT NOT LIMITED TO THE TOP OF THE FLASHER SIGNAL.
- 40.) THE CONTRACTOR SHALL BUILD NEW ELECTRICAL POWER SERVICE AND DISCONNECT ON MONUMENT WITH A MINIMUM HEIGHT OF EIGHT (8) FEET.
- 41.) THE CONTRACTOR SHALL COORDINATE AND FIELD VERIFY LOCATION(S) OF ELECTRICAL SERVICE POINT PRIOR TO INSTALLING CONDUIT, DISCONNECT SWITCH, TRANSFORMER AND PULL BOXES.
- 42.) POWER SOURCE - ON MODIFICATIONS/UPDATES TO EXISTING TRAFFIC SIGNALS (A) IF ADDING LOAD, THEN ADD METERED AND IF NOT ADDING LOAD (IE JUST RETAILING SAME EQUIPMENT) KEEP EXISTING POWER SOURCE. ALL NEW INSTALLED SIGNALS WILL BE METERED. CONTRACTOR SHALL COORDINATE WITH PBC FOR NEW INSTALLATION AS REQUIRED. ELECTRICAL SERVICE TO BE SET UP IN CONTRACTOR'S NAME, THEN TRANSFERRED TO PBC TRAFFIC DIVISION AFTER 90 DAY BURNING AND PALM ACCEPTANCE.
- 43.) THE CONTRACTOR SHALL COORDINATE WORK SCHEDULE, COORDINATE TIMING AND AUTHORIZATION OF POWER SERVICE WITH PALM BEACH COUNTY TRAFFIC ENGINEERING. CONTACT TIMING COORDINATOR (561-684-4303) 2 WEEKS IN ADVANCE OF CONSTRUCTION AND TO COORDINATE TIMING CHANGES PRIOR TO LOOP DAMAGE. CONTACT PBC TRAFFIC OPERATIONS (561-233-3800) TO COORDINATE REPLACING THE OLD SCHOOL FLASHERS AND RETAINING THE NEW SCHOOL FLASHERS.
- 44.) THE CONTRACTOR SHALL SUBMIT IN WRITING TO THE MAINTENANCE AGENCY FOR FINAL INSPECTION, ALLOW TWO (2) WEEKS FOR INSPECTION. TO SCHEDULE A SIGNAL INSPECTION, PLEASE CALL ENG-TAT-INSPECTION@PBCGOV.COM.
- 45.) AT THE TIME OF FINAL ACCEPTANCE OF THE PROJECT, THE CONTRACTOR SHALL FURNISH PALM BEACH COUNTY WITH TWO (2) COMPLETE COPIES OF SIGNED AND SEALED AS-BUILT PLANS AND CONSULTANT TO PROVIDE ELECTRONIC AND PAPER FILES.

- 50.) A 90 DAY BURN-IN PERIOD IS REQUIRED FOR ALL TRAFFIC SIGNAL EQUIPMENT. THE BURN-IN PERIOD WILL COMMENCE UPON A WRITTEN CONDITIONAL ACCEPTANCE BY THE COUNTY AND WILL TERMINATE NINETY (90) CONSECUTIVE DAYS, THEREAFTER, UNLESS AN EQUIPMENT MALFUNCTION OCCURS.
- 51.) THE CONTRACTOR SHALL BE RESPONSIBLE FOR MAINTENANCE AND PERFORMING ALL TREE TRAINING AND TREE REMOVAL.
- 52.) AFTER THE SIGNAL INSPECTION IS COMPLETED AND ALL OUTSTANDING ISSUES ARE RESOLVED (PUNCH LIST ITEMS COMPLETED), THE CONTRACTOR CAN REQUEST PALL BEACH COUNTY TO SCHEDULE THE SIGNAL ACTIVATION, CONTRACTOR OR CEI SHALL REQUEST ACTIVATION TWO WEEKS IN ADVANCE.
- 53.) DURING CONSTRUCTION OF NEW SIGNAL EQUIPMENT AT EXISTING SIGNALIZED INTERSECTION, THE CONTRACTOR SHALL COORDINATE THEIR ACTIVITIES TO ENSURE THAT FUNCTIONING TRAFFIC SIGNALS REMAIN VISIBLE TO MOTORISTS
- 54.) SPAN WIRE—18" TYP. 659-004-007 — DISCONNECTS FOR SIGNAL HEADS ON SPAN WIRE SHALL BE MODEL #11566-71 ATL 659-004-007 WITH RTJ STD SPAN WIRE CLAMP ADAPTER MODEL #11566-71 ATL 659-016-002.
- BOTH ARE MANUFACTURED BY ENGINEERING CASTINGS AND SUPPLIED BY PELLO PRODUCTS. ALL EQUIPMENT TO BE APPROVED BY PBC TRAFFIC PRIOR TO ORDERING VIA THE SHOP DRAWINGS.

MAINTENANCE OF TRAFFIC:

- 55.3. THE CONTRACTOR SHALL PREPARE TRAFFIC CONTROL PLANS AND SUBMIT THEM FOR REVIEW AND APPROVAL BY THE ENGINEER OF RECORD AND THE TRAFFIC DIVISION - NOT SECTION AT LEAST FOUR (4) WEEKS IN ADVANCE OF PROPOSED WORK. NO LANE CLOSURES ARE ALLOWED DURING AM AND PM PEAK HOURS (BASED ON LANE CLOSURE ANALYSIS).
- 56.9. THE CONTRACTOR SHALL INSTALL CONSTRUCTION SIGNING PRIOR TO COMMENCEMENT OF CONSTRUCTION AND SHALL MAINTAIN SIGNING DURING ALL PHASES OF CONSTRUCTION.
- 57.2. NOTIFICATION OF PROPOSED LANE CLOSURES OR TEMPORARY DETOURS SHALL BE ACCOMPLISHED, IN WRITING, 14 BUSINESS DAYS IN ADVANCE OF CLOSURE OR DETOUR.
- 58.1. AT THE DISCRETION OF THE ENGINEER, IF A LANE CLOSING CAUSES EXTENDED CONGESTION, THE CONTRACTOR SHALL BE DIRECTED TO REOPEN THE CLOSED LANE(S) UNTIL SUCH TIME AS TRAFFIC FLOW HAS RETURNED TO AN ACCEPTABLE LEVEL.
- 59.9. THE ALTERATION OF TRAFFIC TRAVEL-WAYS TO CREATE A WORK ZONE SHALL NOT COMMENCE UNTIL ALL LABOR AND MATERIALS ARE READY FOR THE CONSTRUCTION IN THAT ZONE.
- 60.9. REGULATORY SPEED DURING CONSTRUCTION SHALL REMAIN AT THE POSTED SPEED.
- 61.1. ALL PEDESTRIAN DETOURS FOR NOT TO BE PRE-APPROVED BY PBC TRAFFIC ENGINEERING DIVISION.
- 62.1. ALL SIGNAL MODIFICATIONS NECESSARY IN ORDER TO CARRY OUT PROJECT CONSTRUCTION SHALL BE IN THE FORM OF A LEGIBLE PLAN THAT CLEARLY SHOWS THE SIGNAL HEAD PHASES AND ALIGNMENT WITH THE PROPOSED LANE MODIFICATION, AND SIGNAL PHASING. ALL SIGNAL MODIFICATIONS TO FOLLOW AUDIO VISUAL MINIMUM REQUIREMENTS. NOT ALL PLANS WILL NOT BE APPROVED UNTIL THE SIGNAL MODIFICATION PLANS HAVE BEEN APPROVED BY PBC TRAFFIC ENGINEERING.

PRIOR TO SIGNAL ACTIVATION AFTER SIGNAL ACTIVATION

T	R	A	F	F	I	C		
	S	I	G	N	A	L		
W	I	L	L		B	E		

PANEL 1

T	R	A	F	F	I	C	
		S	I	G	N	A	I

	A	C	T	I	V	E	
O	N		T	H	U	R	S
J	U	N		2	5		

PANEL 2

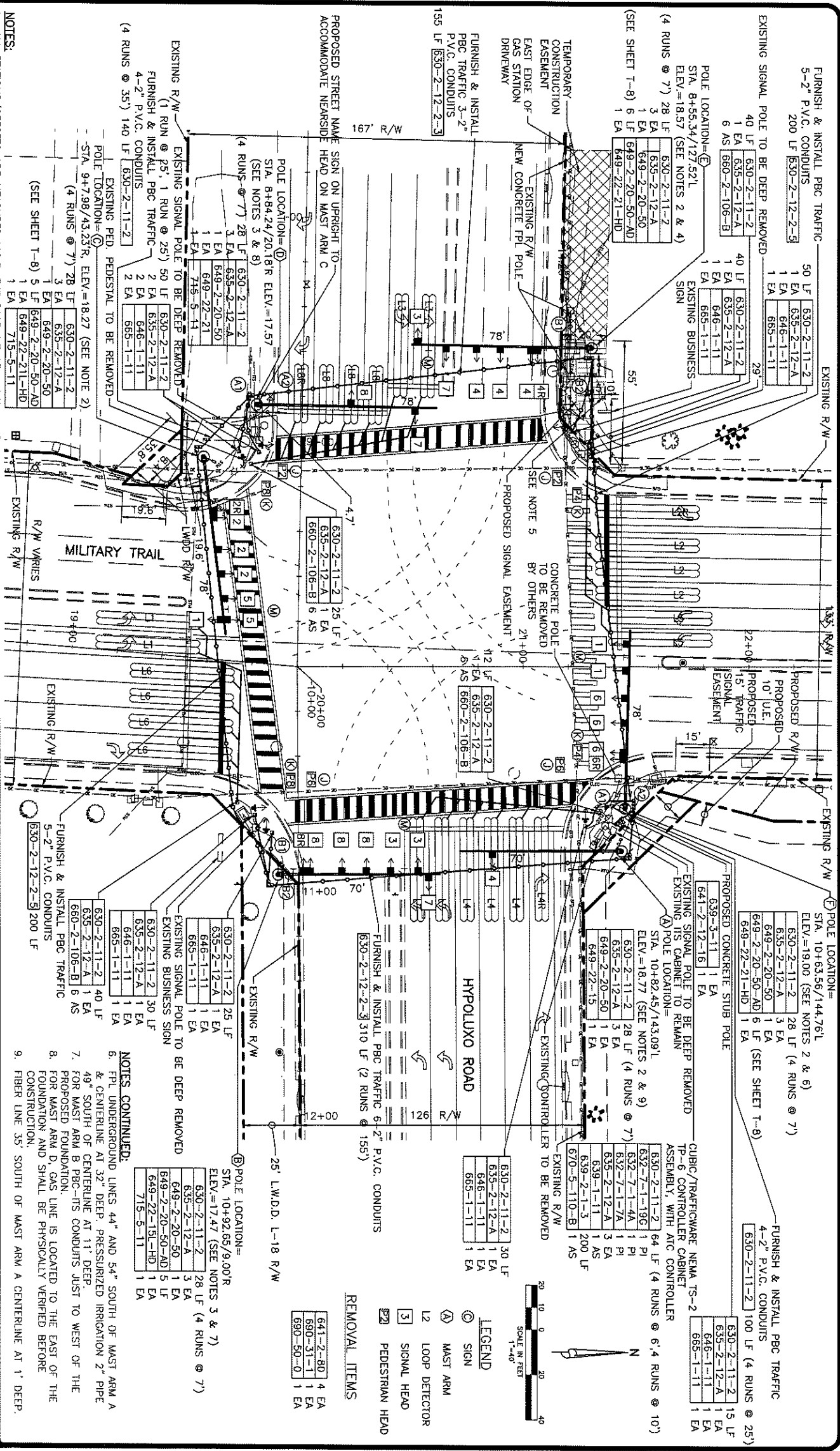
[illegible]

(DATE SHOWN IS AN EXAMPLE ONLY)



**SIMMONS
& WHITE**

HYPOLUXO ROAD
AT MILITARY TRAIL
P.B.C. INTERSECTION #4165
P.B.C. PROJECT #2021822
GENERAL NOTES

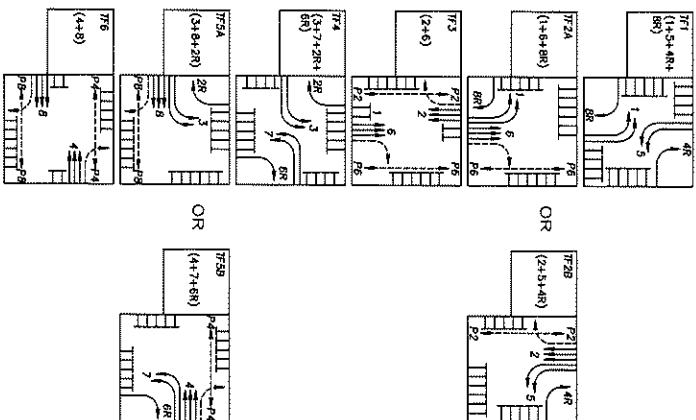


1. ALL STATIONS/OFFSETS ARE MEASURED W.R.T. THE BASELINE OF HPOLOUXO ROAD.
2. TOP OF FOUNDATION FOR MAST ARMS A, C, E & F SHALL BE 6" ABOVE EXISTING GRADE ELEVATION AT CENTER OF PROPOSED FOUNDATION. CONTRACTOR SHALL ADJUST TOP OF FOUNDATION ELEVATION AS NEEDED TO MAINTAIN 6" OFFSET BETWEEN TOP OF FOUNDATION AND EXISTING GRADE.
3. TOP OF FOUNDATION FOR MAST ARMS B & D SHALL MATCH THE EXISTING SIDEWALK ELEVATION.
4. FOR MAST ARM E: BURIED ELECTRICAL & IRRIGATION TO BE RETURCDED BY CONTRACTOR IN ADVANCE OF FOUNDATION CONSTRUCTION. DE-ENERGIZATION MAY BE NEEDED TO PUT UP THE MAST ARM.
5. SUPPORTING SURVEY PROVIDED FOR PALM BEACH COUNTY PROJECT NO. 20211822 BY BROWN & PHILLIPS, INC. DATED 7/21/21

PATRICK MARIE BARR, P.E., STATE OF FLORIDA,
PROFESSIONAL ENGINEER, LICENSE NO. 566925
THIS ITEM HAS BEEN DIGITALLY SIGNED AND
SEALED BY PATRICK MARIE BARR, P.E.
ON 6/12/2025.

PRINTED COPIES OF THIS DOCUMENT ARE NOT
CONSIDERED SIGNED AND SEALED AND THE
SIGNATURE MUST BE VERIFIED ON ANY
ELECTRONIC COPIES.

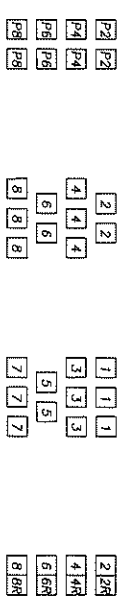
 SIMMONS & WHITE 3291 Alameda Avenue, Box 1, Wood Dale, Ill., 60197 (708) 441-3300 • Telex 254297 Simw		HYDROLUXO ROAD AT MILLIKEN ROAD P.O. BOX 104 P.B. PROJECT #201822 SIGNALIZATION PLAN	
DESIGN T.B.	BOUNDED C.O.	CHECKED A.L.	APPROVED R.R.
JOB NO. 21-012		SHEET T-9	
DRAWING NO. 21012104		EXHIBIT T-9	

SOP 10

LOOP DETECTOR CONNECTION		
DETECTOR UNIT NO.	CONNECTED TO LOOP	CONNECTED TO RAINING FUNCTION
1	L2R	T2B, T-3, T-4, T-5A
2	L2	T2B, T-3
3	L5	T-1, T2B
4	L4R	T-1, T2B, T2B, T-6
5	L4	T-5B, T-6
6	L7	T-4, T-5B
7	L6R	T2A, T-3, T-4
8	L6	T-2A, T-3
9	L1	T-1, T2A
10	L6R	T-1, T2A, T-6
11	L8	T-5, T-6
12	L3	T-4, T-5A

DETAIL OF SIGNAL HEADS

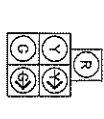
N.T.S.



DEPT. OF TRANSPORTATION
COUNT-DOWN



3-WAY, 3-SECT,

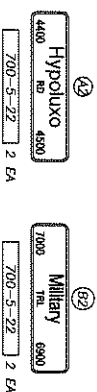


5-SECT, 1-WAY

653-191	8 AS	650-1-13	10 AS	650-1-13	11 AS	650-1-15	4 AS
---------	------	----------	-------	----------	-------	----------	------

DETAIL OF STREET NAME SIGNS

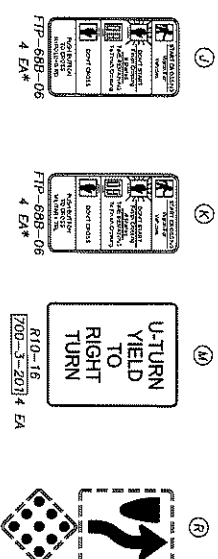
M.T.S.



--MAXIMUM SIGN DIMENSION 8' LENGTH MAX. AND 2' HEIGHT--
SIGNS SHALL MEET PALM BEACH COUNTY TYPICALS &
MUTCD. REFER TO PALM BEACH COUNTY TYPICALS FOR
DETAILS ON SIGN INSTALLATION, DIMENSION & LETTERING.

DETAIL OF SIGNS

N.T.S.



*COST OF FTP--68B--06 SIGNS SHALL BE INCLUDED UNDER PAY ITEM 665-1-11.

- 1.) CONTROLLER OPERATIONS:
 - THE CONTROLLER SHALL OPERATE AS SIGNAL OPERATING PLAN 10.
 - MAJOR STREET IS HYPOLEXO ROAD AND MINOR STREET IS MILITARY TRAIL.
 - FLASHING OPERATION TO BE YELLOW FOR MAJOR STREET MOVEMENTS 2 & 6 AND RED FOR ALL OTHER MOVEMENTS.
- 2.) ACTUAL SIGNAL TIMINGS AND COORDINATION PLANS ARE TO BE DETERMINED BY THE PALM BEACH COUNTY ENGINEER'S REPRESENTATIVE.
- 3.) THE SPEED LIMIT ON HYPOLEXO BOULEVARD IS 45 MPH AND MILITARY TRAIL IS 45 MPH.

NOTES:

PATRICIA MARIE BARR, P.E., STATE OF FLORIDA
PROFESSIONAL ENGINEER, LICENSE NO. 56925
THIS SEAL HAS BEEN DIGITALLY SIGNED AND
SEALED BY PATRICIA MARIE BARR, P.E.
ON 6/12/2025.

PRINTED COPIES OF THIS DOCUMENT ARE
CONSIDERED SIGNED AND SEALED AND THE
SIGNATURE MUST BE VERIFIED ON ANY
ELECTRONIC COPIES.

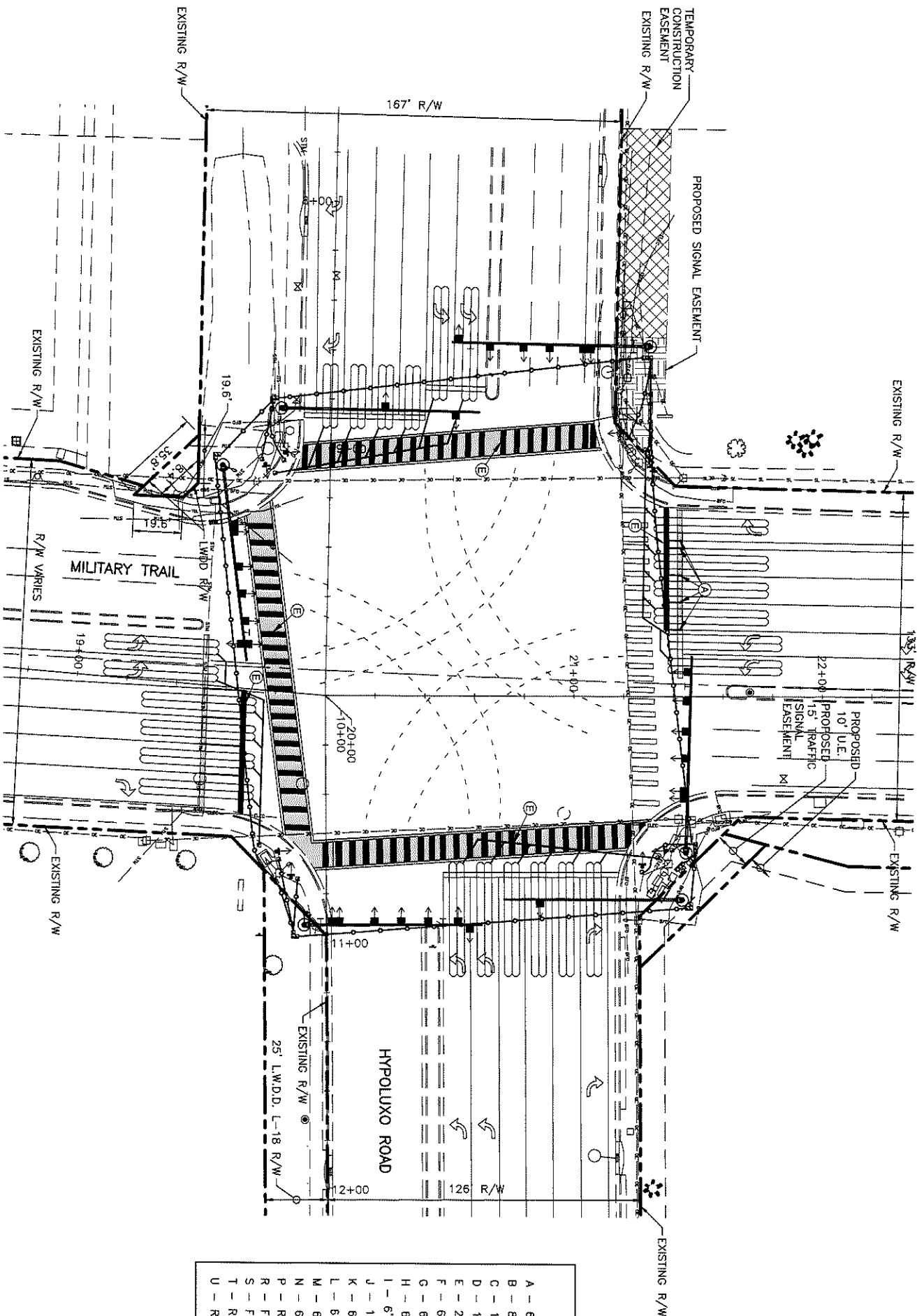
DESIGN
T.B.


DRAWN
C.O.


CHECKED
A.L.




APPROVED
R.R.

HYPOLUXO ROAD AT MILITARY TRAIL P.B.C. INTERSECTION #41650 P.B.C. PROJECT #2021822 SIGNALIZATION PLAN	
JOB NO. 21-012	DRAWING NO. 21012705
SHEET	
Exhibit 7.5	




N



SCALE IN FEET
1"=40'

LEGEND
 EXISTING PAVEMENT
 1" TYPE FC-9.5 ASPHALT CONCRETE FRICTION COURSE (TRAFFIC C)
 STRIPING

STRIPING KEY	
A - 6" SOLID WHITE	
B - 8" SOLID WHITE	
C - 12" SOLID WHITE	
D - 18" SOLID WHITE	
E - 24" SOLID WHITE	
F - 6" SKIP WHITE TYP. (10'-30')	
G - 6" SKIP WHITE TYP. (6'-10')	
H - 6" SKIP WHITE TYP. (2'-4')	
I - 6" SOLID YELLOW	
J - 18" SOLID YELLOW	
K - 6" DOUBLE YELLOW	
L - 6" SKIP YELLOW TYP. (10'-30')	
M - 6" SKIP YELLOW TYP. (6'-10')	
N - 6" SKIP YELLOW TYP. (2'-4')	
P - R.P.M. BI-DIRECTIONAL AMBER/AMBER	
R - F.D.P. WHITE	
S - F.D.P. YELLOW	
T - R.P.M. BI-DIRECTIONAL WHITE/RED	
U - R.P.M. BI-DIRECTIONAL RED/YELLOW	

NOTES:
1. ALL STATIONS/OFFSETS ARE MEASURED W.R.T. THE BASELINE OF HYPOLUXO ROAD.

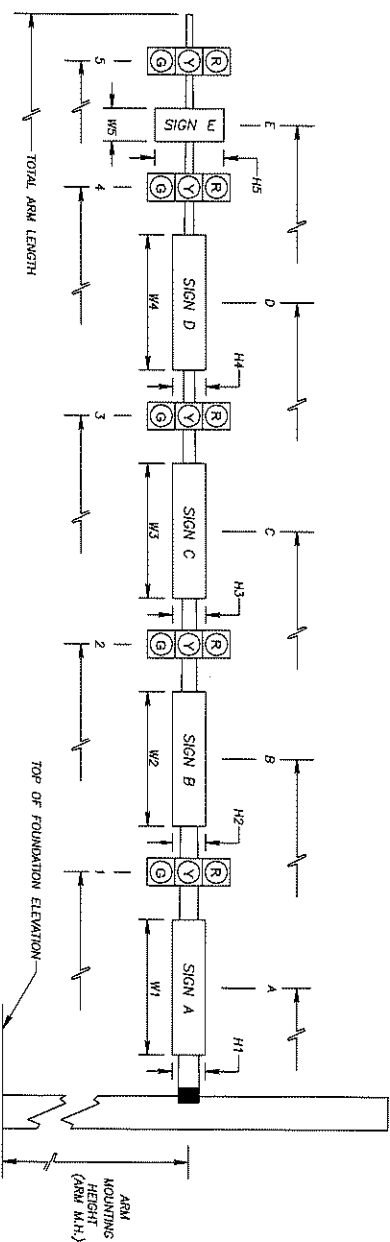
PATRICK MARIE BARR, P.E., STATE OF FLORIDA
PROFESSIONAL ENGINEER, LICENSE NO. 55625
THIS PLAN HAS BEEN DIRECTLY PREPARED AND
DESIGNED BY PATRICK MARIE BARR, P.E.
ON 6/12/2025
PRINTED COPIES OF THIS DOCUMENT ARE NOT
VALID FOR CONSTRUCTION. ANY CHANGES OR
SIGNATURE MUST BE VERIFIED ON ANY
ELECTRONIC COPIES.

**SIMMONS
& WHITE**
3811 MacArthur Blvd., Suite 100, Jacksonville, FL 32217
(904) 444-1111

DESIGN	DRAWN	CHECKED	APPROVED	DATE
T.B.	C.O.	A.L.	R.T.	

**HYPOLUXO ROAD
AT MILITARY TRAIL**
P.B.C. INTERSECTION #41650
P.B.C. PROJECT #2021822
PAVEMENT MARKING PLAN

JOB NO. 21-012
DRAWING NO. 21012106
SHEET 6 OF 13

[illegible]


* DENOTES NUMBER OF SECTIONS IN SIGNAL HEAD ASSEMBLY

- (A) POWDER CO. OR PAINT TO MEET CURRENT FDDI SPECIFICATIONS
- (1) PROPOSED STREET NAME SIGN ON WEST RAM D UPRIGHT.
- (2) TOP OF FOUNDATION FOR WEST ARMS A, C, E & F SHALL BE 6" ABOVE EXISTING GRADE ELEVATION AT CENTER OF PROPOSED FOUNDATION. CONTRACTOR SHALL ADJUST TOP OF FOUNDATION ELEVATION AS NEEDED TO MAINTAIN 6" OFFSET BETWEEN TOP OF FOUNDATION AND EXISTING GRADE.
- (3) TOP OF FOUNDATION FOR WEST ARMS B & D SHALL MATCH THE EXISTING SIDEWALK ELEVATION.
- (4) WEST RAM C REQUIRES 2.5" FLEXIBLE BACKFILL.

PRINTED COPIES OF THIS DOCUMENT ARE NOT CONSIDERED SIGNED AND SEALED AND THE SIGNATURE MUST BE VERIFIED ON ANY ELECTRONIC COPIES.

PATRICIA MARIE BARR, P.E., STATE OF FLORIDA PROFESSIONAL ENGINEER, LICENSE NO. 56925


THIS ITEM HAS BEEN DIGITALLY SIGNED AND SEALED BY PATRICIA MARIE BARR, P.E. ON 6/12/2025.

 SIMMONS & WHITE		3400 Lakeview Drive, Ste. 300 • West Ridge, MD, 21087 Attention: P-527 301-241-7446	
DATE	APPROVED	CHECKED	DRAWN
	R.R.	A.L.	C.O.
JOB NO.	DRAWING NO.	SHEET	
21-012	2101207	1 of 9	

P.B.C. INTERSECTION #41650
 P.B.C. PROJECT #2021822
 MAST ARM TABULATION

AT MILITARY TRAIL
 HYPOLUXO ROAD

Exhibit 7
 T-9



INSTALL ROUTE MARKER AT EVERY OTHER 30x48" LID SIZE CONCRETE APRON SLOPE 1/4" PER 1'

Store 200' of slack Fiber Optic Cable in 30x48x24" large pullboxes, store 20' in 17x30x24" pullbox, and store 200' on each side of FO splice enclosure.

NOTE: SIGNAL pullboxes (for signal cables) shall be 17x30x12" deep, not 24" deep. Refer to PBC Signal Typical.

LABELS ARE SUPPLIED BY PALM BEACH COUNTY TRAFFIC. FOR LABELS CALL: 561-561-4326 (SEE NOTE NO. 6)



ROUTE MARKER

17x30 Lid size 18" WIDE X 6" THICK CONCRETE APRON SLOPE 1/4" PER 1'

WARNING TAPE 24"

90 DEGREES STANDARD SWEEP MARKING 9.5" RADII. PULL BOX TO CONDUIT

PULL BOX ENTRY OF CONDUITS WITH 14 AWG WIRE & PULL CORD

CONDUIT 36" DEEP

24"

WARNING TAPE IN TRENCH 24" BELOW GRADE COST OF TAPE SHALL BE INCLUDED IN COST OF CONDUITS

GRADE

12" DEEP BED OF FEA ROCK OR CRUSHED .45" STONE EXTEND 6' BEYOND PULL BOX

14 AWG WIRE & PULL CORD

6" TYP.

18" WIDE X 6" THICK CONCRETE APRON

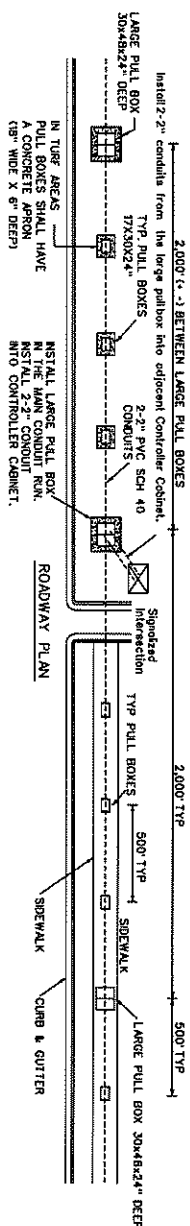
48"

18" TYP.

TOP VIEW

PULL BOX MATERIAL: FIBERGLASS REINFORCED POLYMER CONCRETE. LOAD SPECIFICATION: MIN. TIER 15 (20K-22K) EXCEPT IN ROADWAY USE ASHITO H-20. ID STAMPED: "PBC TRAFFIC DIV." ID TYPE: TWO PANEL WITH TWO PULL SLOTS EACH

INSTALL A TYPICAL PULL BOXES (17X30X24" DEEP) EVERY 500' (-/+). INSTALL A LARGE PULL BOX (30X48X24" DEEP) EVERY 2000' (-/+). AND AT EACH SIGNALIZED INTERSECTION, OR AS SHOWN ON THE PLANS, WHERE A LARGE PULL BOX IS INSTALLED, IT TAKES THE PLACE OF THE TYPICAL PULL BOX.



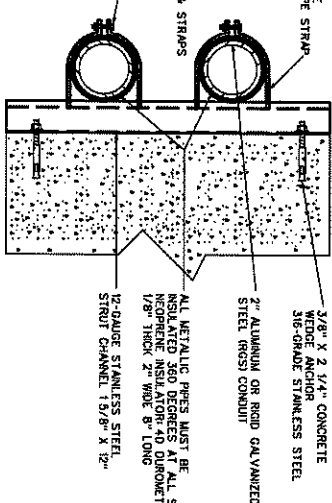
NOTES:

1. Typical (T-14) for applications not covered in this typical the contractor shall refer to the FDOT Standard Specifications 630 for Road and Bridge Construction.
2. Pull Boxes and Lids in sidewalks and turf areas shall be a minimum TIER 15 (20K-22K). In vehicular (traffic areas in the roadway) pullboxes shall be ASHITO H-20. Large Pull Box Lids (30x48") shall have two panels with two pulling slots in each panel.
3. Underground Conduits and Sweeps shall be gray-electrical grade 2" PVC SCH 40 or HDPE SDR 11. Install conduits 36" below grade. Ends of conduit shall be sealed with water resistance duct seal.
4. One run of conduit between pullboxes shall not contain more than four (4) 90 degree bends (360 degrees) including pullbox bends.
5. Signalized intersections, install two 2" PVC SCH 40 conduits from the large pullbox into the traffic controller cabinet.
6. Locate Wire, install a 14 AWG insulated THWN strand copper wire (locate wire) in one conduit and a polypropylene pull cord in the other conduit(s).
7. Concrete Apron, all pullboxes shall be provided with concrete aprons when not located within sidewalk. Aprons shall be 18" wide x 6" thick, sloped 1/4" per 1' away from pullbox. Apron shall be Min. 2,500 PSI non structural class (concrete). The cost of the apron is to be included in the cost to furnish and install pullbox.
8. Pedestrian Ramp, pullbox shall not be placed in a pedestrian ramp or sloped area of a pedestrian ramp.
9. Conduits in Pull Box shall be extended up 5" to 6" from the bottom of the pullbox.
10. Bridge Attachment, when attaching conduits to bridge, wrap neoprene (rubber) gasket completely around galvanized or aluminum IMC conduit at each pipe strap to insulate conduit from pipe strap. Size of neoprene (rubber) insulator: 1/8" thick x 2" wide x 8" long.
11. Warning Tape, 3" wide, 6 mil thick, intended for burial and use as an underground utility warning notice, marked "CAUTION BURIED FIBER OPTIC". Tape shall be orange with black 2" high block letters on non color fading material. The marking tape shall be buried 24" below grade in the conduit trench from pullbox to pullbox. Cost included in cost of conduits.
12. Warning Labels, Palm Beach County Traffic Engineering, 2300 N Jog Rd, Tall: 561-681-4326 will supply the Contractor with two warning labels for each route marker.
13. PBC Engineer may request two or more 2" conduits as needed.

ATTACHMENT TO BRIDGE

NOTE: STAINLESS STEEL STRUTS & STRAPS MAY BE USED IN PLACE OF GALVANIZED STRAPS TWO HOLE GALVANIZED STRAPS

STAINLESS STEEL BOLT & NUT



3/8" X 2 1/4" CONCRETE WEDGE ANCHOR 36-GAUGE STAINLESS STEEL

2" ALUMINUM OR BOND GALVANIZED STEEL (RIGID) CONDUIT

ALL METALLIC PIPES MUST BE PROTECTED AGAINST CORROSION BY AN ANTI-CORROSION COATING

1/8" THICK 2" WIDE 8" LONG

12-GAUGE STAINLESS STEEL STRUT CHANNEL 1.5/8" X 12"

PAULSON, WALTER BARRY, P.E., STATE OF FLORIDA PROFESSIONAL ENGINEER, LICENSE NO. 566925
THIS SEAL HAS BEEN DIGITALLY SIGNED AND
ON 6/12/2025.
PRINTED COPIES OF THIS DOCUMENT ARE NOT
VALID. SIGNATURE MUST BE VERIFIED ON ANY
ELECTRONIC COPIES.

SIMMONS & WHITE
3401 International Blvd., Suite 100, Fort Lauderdale, FL 33307
Phone: 954.341.1234 Fax: 954.341.1235

HYPOLEX ROAD AT MILITARY TRAIL
P.B.C. INTERSECTION #41650
P.B.C. PROJECT #2021822
SIGNAL DETAILS

DESIGN	DRAWN	CHECKED	APPROVED	DATE	JOB NO.	DRAWING NO.	SHEET
T.B.	C.O.	A.L.	R.R.		21-012	21012109	1-9



October 15, 2025

Palm Beach County
2633 Vista Parkway,
West Palm Beach, FL 33411

RE: Gerelco Traffic Controls, Inc

Bond No. 0273348
Project: 2025054-2021822 – Hypoluxo Rd & Military Tr

To Whom it May Concern:

Please allow this letter to service as formal authorization for **Gerelco Traffic Controls, Inc** and/or **Palm Beach County** to date the captioned bond, power of attorney to coincide with the Contract Date and the form of guarantee upon substantial completion. Please note the bond date cannot be prior to the contract date.

Please provide the bond date and send back to our office via email as soon as possible:

Bond Date: _____

Thank you and should you have any questions or need any additional information, please feel free to contact our office anytime.

Sincerely,

A handwritten signature in cursive script, appearing to read 'Brett Rosenhaus', with a long horizontal flourish extending to the right.

Brett Rosenhaus
Attorney-in-Fact

3100 S Federal Highway, Suite G, Delray Beach, FL 33483

**FRONT PAGE OF
PUBLIC PAYMENT BOND**
Florida Statute 255.05

BOND NO. 0273348

CONTRACTOR: Gerelco Traffic Controls, Inc
560 NW Enterprise Drive,
Port St. Lucie, FL 34986
772-340-7474

SURETY: Berkley Insurance Company
475 Steamboat Road,
Greenwich, CT 06830
203-542-3800

AGENT: Acrisure
3100 A Federal Highway, Ste G
Delray Beach, FL 33483
561-454-8202

OBLIGEE: Palm Beach County
2633 Vista Parkway,
West Palm Beach, FL 33411
561-355-3230

<p>PROJECT: 2025054-2021822 – Hypoluxo Rd & Military Tr</p> <p>LOCATION: Hypoluxo Rd & Military Tr, FL</p>
--

PUBLIC CONSTRUCTION BOND

BOND NUMBER	0273348
BOND AMOUNT	\$1,556,097.60
CONTRACT AMOUNT	\$1,556,097.60
CONTRACTOR'S NAME:	Gerelco Traffic Controls, Inc.
CONTRACTOR'S ADDRESS:	560 NW Enterprise Drive, Port Saint Lucie, FL 34986
CONTRACTOR'S PHONE:	(772) 340-7474
SURETY COMPANY:	Berkley Insurance Company
SURETY'S ADDRESS:	475 Steamboat Road Greenwich, CT 06830
SURETY'S PHONE:	(203) 542-3800
OWNER'S NAME:	PALM BEACH COUNTY BOARD OF COUNTY COMMISSIONERS CAPITAL IMPROVEMENTS DIVISION
OWNER'S ADDRESS:	2633 Vista Parkway West Palm Beach, FL 33411-5604
OWNER'S PHONE:	(561) 233-0261
PROJECT NAME:	Hypoluxo Rd & Military Tr
PROJECT NUMBER:	2025054-2021822
CONTRACT NUMBER (to be provided after Contract award):	2025054
DESCRIPTION OF WORK:	Furnishing and installation of a mast arm traffic signal Hypoluxo Rd & Military Rd PBC Intersection ID #41650
PROJECT ADDRESS, PCN, or LEGAL DESCRIPTION:	Hypoluxo Rd & Military Tr

This Bond is issued in favor of the County conditioned on the full and faithful performance of the Contract.

KNOW ALL MEN BY THESE PRESENTS: that Contractor and Surety, are held and firmly bound unto
Palm Beach County Board of County Commissioners
301 N. Olive Avenue
West Palm Beach, Florida 33401

as Obligee, herein called County, for the use and benefit of claimant as hereinbelow defined, in the amount of

Dollars (\$ 1,556,097.60)

for the payment whereof Principal and Surety bind themselves, their heirs, personal representatives, executors, administrators, successors and assigns, jointly and severally, firmly by these presents.

WHEREAS, Principal has by written agreement dated _____, 20____ entered into a Contract with the County for

Project Name: Traffic Signalization at Hypoluxo Rd & Military Tr ID#41650
Project No.: 2025054/2021822
Project Description: Traffic Signalization at Hypoluxo Rd & Military Tr ID#41650
Project Location: Hypoluxo Rd & Military Tr ID#41650

in accordance with Drawings and Specifications prepared by

NAME OF ARCHITECTURAL FIRM: TBD
LOCATION OF FIRM: TBD
PHONE: TBD

which contract is by reference made a part hereof in its entirety, and is hereinafter referred to as the Contract.

THE CONDITION OF THIS BOND is that if Principal:

1. Performs the contract dated _____ between Principal and County for the construction of the project as described above, the Contract being made a part of this bond by reference, at the times and in the manner prescribed in the contract; and
2. Promptly makes payments to all claimants, as defined in Section 255.05, Florida Statutes, supplying Principal with labor, materials, or supplies, used directly or indirectly by Principal in the prosecution of the work provided for in the contract; and
3. Pays County all losses, damages (including liquidated damages), expenses, costs, and attorneys' fees, including appellate proceedings, that County sustains because of a default by Principal under the contract; and
4. Performs the guarantee of all work and materials furnished under the contract for the time specified in the contract, then this bond is void; otherwise it remains in full force.
5. Any changes in or under the contract documents and compliance or noncompliance with any formalities connected with the contract or the changes does not affect Surety's obligation under this bond.


Any increase in the total contract amount as authorized by the County shall accordingly increase the Surety's obligation by the same dollar amount of said increase. Contractor shall be responsible for notification to Surety of all such changes.

6. The amount of this bond shall be reduced by and to the extent of any payment or payments made in good faith hereunder, inclusive of the payment by Surety of construction liens which may be filed of record against said improvement, whether or not claim for the amount of such lien be presented under and against the bond.


7. Principal and Surety expressly acknowledge that any and all provisions relating to consequential, delay and liquidated damages contained in the contract are expressly covered by and made a part of this Performance, Labor and Material Payment Bond. Principal and Surety acknowledge that any such provisions lie within their obligations and within the policy coverages and limitations of this instrument.


Section 255.05, Florida Statutes, as amended, together with all notice and time provisions contained therein, is incorporated herein, by reference, in its entirety. Any action instituted by a claimant under this bond for payment must be in accordance with the notice and time limitation provisions in Section 255.05(2), Florida Statutes. This instrument regardless of its form, shall be construed and deemed a statutory bond issued in accordance with Section 255.05, Florida Statutes.

Any action brought under this instrument shall be brought in the court of competent jurisdiction in Palm Beach County and not elsewhere.


Witness


Witness

Gerelco Traffic Controls, Inc.
Principal  (Seal)
Title Kenneth A. Geremia, Jr. President

Berkley Insurance Company
Surety  (Seal)
Title Brett Rosenhaus, Attorney-in-Fact

IMPORTANT: Surety companies executing bonds must appear and remain on the U.S. Treasury Department's most current list (Federal Register) during construction, guarantee and warranty periods, and be authorized to transact business in the State of Florida.

FORM OF GUARANTEE

GUARANTEE FOR Contractor Name: Gerelco Traffic Controls, Inc. and Surety
Name: Berkley Insurance Company
*2025054/2021822

We the undersigned hereby guarantee that the Hypoluxo Rd & Military Tr ID#41650, Project
No ²⁰²⁵⁰⁵⁴₂₀₂₁₈₂₂ Palm Beach County, Florida, which we have constructed and bonded, has been done in
accordance with the plans and specifications; that the work constructed will fulfill the requirements of the
guaranties included in the Contract Documents. We agree to repair or replace any or all of our work,
together with any work of others which may be damaged in so doing, that may prove to be defective in the
workmanship or materials within a period of one year from the date of Substantial Completion of all of
the above named work by the County of Palm Beach, State of Florida, without any expense whatsoever
to said County of Palm Beach, ordinary wear and tear and unusual abuse or neglect excepted by the
County. When correction work is started, it shall be carried through to completion.

In the event of our failure to acknowledge notice, and commence corrections of defective work within five
(5) working days after being notified in writing by the Board of County Commissioners, Palm Beach
County, Florida, we, collectively or separately, do hereby authorize Palm Beach County to proceed to have
said defects repaired and made good at our expense and we will honor and pay the costs and charges
therefore upon demand.

DATED _____
(Date to be filled in at substantial completion)

SEAL AND NOTARIAL
ACKNOWLEDGMENT OF SURETY

Gerelco Traffic Controls, Inc.
(Contractor Name) (Seal)

By: 
(Contractor Signature)

Kenneth A. Geremia, Jr. President
(Print Name and Title)

Berkley Insurance Company
(Surety Name) (Seal)

By: 
(Surety Signature)

Brett Rosenhaus, Attorney-in-Fact & FL Licensed Agent
(Print Name and Title)

POWER OF ATTORNEY
BERKLEY INSURANCE COMPANY
WILMINGTON, DELAWARE

KNOW ALL MEN BY THESE PRESENTS, that BERKLEY INSURANCE COMPANY (the "Company"), a corporation duly organized and existing under the laws of the State of Delaware, having its principal office in Greenwich, CT, has made, constituted and appointed, and does by these presents make, constitute and appoint: *Charles D. Nielson; Charles J. Nielson; Donald A. Lambert, III; Joseph P. Nielson; Jarrett Merlucci; David R. Hoover; Brett Rosenhaus; Laura D. Mosholder; Dale A. Belis; or Kevin R. Wojtowicz of Acrisure Southeast Partners Insurance Services, LLC of Leesburg, FL* its true and lawful Attorney-in-Fact, to sign its name as surety only as delineated below and to execute, seal, acknowledge and deliver any and all bonds and undertakings, with the exception of Financial Guaranty Insurance, providing that no single obligation shall exceed **One Hundred Million and 00/100 U.S. Dollars (U.S.\$100,000,000.00)**, to the same extent as if such bonds had been duly executed and acknowledged by the regularly elected officers of the Company at its principal office in their own proper persons.

This Power of Attorney shall be construed and enforced in accordance with, and governed by, the laws of the State of Delaware, without giving effect to the principles of conflicts of laws thereof. This Power of Attorney is granted pursuant to the following resolutions which were duly and validly adopted at a meeting of the Board of Directors of the Company held on January 25, 2010:

RESOLVED, that, with respect to the Surety business written by Berkley Surety, the Chairman of the Board, Chief Executive Officer, President or any Vice President of the Company, in conjunction with the Secretary or any Assistant Secretary are hereby authorized to execute powers of attorney authorizing and qualifying the attorney-in-fact named therein to execute bonds, undertakings, recognizances, or other suretyship obligations on behalf of the Company, and to affix the corporate seal of the Company to powers of attorney executed pursuant hereto; and said officers may remove any such attorney-in-fact and revoke any power of attorney previously granted; and further

RESOLVED, that such power of attorney limits the acts of those named therein to the bonds, undertakings, recognizances, or other suretyship obligations specifically named therein, and they have no authority to bind the Company except in the manner and to the extent therein stated; and further

RESOLVED, that such power of attorney revokes all previous powers issued on behalf of the attorney-in-fact named; and further

RESOLVED, that the signature of any authorized officer and the seal of the Company may be affixed by facsimile to any power of attorney or certification thereof authorizing the execution and delivery of any bond, undertaking, recognizance, or other suretyship obligation of the Company; and such signature and seal when so used shall have the same force and effect as though manually affixed. The Company may continue to use for the purposes herein stated the facsimile signature of any person or persons who shall have been such officer or officers of the Company, notwithstanding the fact that they may have ceased to be such at the time when such instruments shall be issued.

IN WITNESS WHEREOF, the Company has caused these presents to be signed and attested by its appropriate officers and its corporate seal hereunto affixed this 2nd day of May, 2024.

Attest:

(Seal)

By

Philip S. Weit
Philip S. Weit
Executive Vice President & Secretary

Berkley Insurance Company

By

Jeffrey M. Hafier
Jeffrey M. Hafier
Senior Vice President

STATE OF CONNECTICUT)

) ss:

COUNTY OF FAIRFIELD)

Sworn to before me, a Notary Public in the State of Connecticut, this 2nd day of May, 2024, by Philip S. Weit and Jeffrey M. Hafier who are sworn to me to be the Executive Vice President and Secretary, and the Senior Vice President, respectively, of Berkley Insurance Company.

MARIA C. RUNDBAKEN
NOTARY PUBLIC
CONNECTICUT

MY COMMISSION EXPIRES 04-30-2028

Maria C. Rundbaken
Notary Public, State of Connecticut

CERTIFICATE

I, the undersigned, Assistant Secretary of BERKLEY INSURANCE COMPANY, DO HEREBY CERTIFY that the foregoing is a true, correct and complete copy of the original Power of Attorney, that said Power of Attorney has not been revoked or rescinded and that the authority of the Attorney-in-Fact set forth therein, who executed the bond or undertaking to which this Power of Attorney is attached, is in full force and effect as of this date.

Given under my hand and seal of the Company, this _____ day of _____, 2025

(Seal)

Vincent P. Forte
Vincent P. Forte

GOAL SETTING
Project Summary Worksheet
Availability Adjustment/Weighting

ORIGINATING DEPARTMENT: Engineering and Public Works

DATE: November 12, 2024

SOLICITATION NAME: Traffic Signal Continuing Services Construction Contract

PROJECT No. 2025054

TYPE OF SOLICITATION: IFB

CATEGORY: CONSTRUCTION

AVAILABLE APIs:

SBE Subcontracting (Minimum of 20%)

SBE Price Preference

DEPARTMENT RECOMMENDED API:

SBE Price Preference

Holly Knight

DEPARTMENT REPRESENTATIVE NAME

DEPARTMENT REPRESENTATIVE SIGNATURE

11/12/24

OEBO RECOMMENDED API:

SBE Price Preference

Angela Smith

OEBO REVIEWER NAME

OEBO REVIEWER SIGNATURE

11.15.2024

11/15/2024

GOAL SETTING COMMITTEE DETERMINATION

Ordinance Reference: 2-80.27(1)e.

SBE Price Preference

GOAL SETTING COMMITTEE CHAIRPERSON NAME

GOAL SETTING COMMITTEE CHAIRPERSON SIGNATURE

GSC DATE: 11/20/2024

11/27/2024

June 16, 2025

Gerelco Traffic Controls, Inc
560 NW Enterprise Drive
Port Saint Lucie, FL 34986

Re: Contract #: R2022-0791 (Project # 2022052)
Contract Title: Annual Traffic Signal Construction Contract
Notification of Contract Clauses No Longer Being Enforced Pursuant to Emergency Ordinance 2025-014

Dear Jake Ridinger,

On June 3, 2025, the Board of County Commissioners (BCC) approved an emergency ordinance to suspend the race and gender conscious provisions of the County's EBO ordinance. The suspension will remain in effect for two years or until further direction by the BCC, whichever comes first. As a result, the provisions relating to minority/women-owned business enterprise (M/WBEs) participation contained on section 6 Equal Business Opportunity Program contract number **will not be enforced** as of June 3, 2025, only the small business enterprise (SBE) provisions will apply.

Please sign below to acknowledge receipt of this notification. This acknowledgement will be included, and made part of, the contract file.

Should you require any additional information please contact Fattoush Jafar at 561-684-4030.

Cordially,



Fatmeh (Fattoush) Jafar, P.E., Ph.D
Manager, Traffic Signal and Lighting Design

Receipt Acknowledged and In Agreement: _____

By:  Jake Ridinger, Vice President

Company/Vendor: Gerelco Traffic Controls, Inc.

Date : 6/16/25

The ACORD name and logo are registered marks of ACORD