

PALM BEACH COUNTY
BOARD OF COUNTY COMMISSIONERS
AGENDA ITEM SUMMARY

Meeting Date: April 14, 2026 [] Consent [X] Regular
[] Workshop [] Public Hearing

Department: Engineering and Public Works
Submitted For: Traffic Division

I. EXECUTIVE BRIEF

Motion and Title: Staff recommends motion to approve on preliminary reading and permission to advertise for public hearing on Tuesday, May 5, 2026 at 9:30am: a School Zone Speed Detection System Ordinance (Ordinance) to allow for school zone speed detection systems; providing for title; providing for definitions; providing for intent; providing for supplemental authority; providing for program administration; providing for locations; providing for permit requirements; providing for violations and penalties; providing for uniform traffic citations; providing for distribution of penalties collected; providing for hearings and appeals; providing for reporting requirements; providing for severability; providing for inclusion in the Code of Laws and Ordinances; providing for captions; and providing for an effective date.

Summary: Section 125.66, Florida Statutes, authorizes the Palm Beach County (County) Board of County Commissioners (BCC) to enact ordinances to protect the health, safety, and welfare of the County's citizens. Section 316.008(9)(a), Florida Statutes, authorizes a county to enforce the applicable speed limit on a roadway properly maintained as a school zone through the use of a speed detection system. Section 316.1895, Florida Statutes, governs the establishment of, enforcement within, and designation of school speed zones.

Section 316.008(9)(b), Florida Statutes, states that a "county or municipality may place or install, or contract with a vendor to place or install, a speed detection system within a roadway maintained as a school zone," as provided in section 316.1895, Florida Statutes, to enforce unlawful speed violations. A county must first enact an ordinance to authorize the placement or installation of school zone speed detection system and, as part of the public hearing on such ordinance, consider traffic data or other evidence supporting installation and operation of each proposed school zone speed detection system, pursuant to Section 316.008(9)(c), Florida Statutes. Based on speed study information submitted by the Palm Beach County Sheriff's Office (PBSO), the County has determined that there are 40 school zone locations that constitute a heightened safety risk and warrant additional enforcement measures, per Section 316.008(9)(c), Florida Statutes. Once the Ordinance is adopted, the County may contract with one (1) or more vendors to provide program services with costs covered by penalties assessed and collected. Countywide (YBH)

Background and Policy Issues: Adopting the Ordinance will protect the health, safety, and welfare of the County's citizens and ensure safety within school zones in areas with heightened safety risk. The Engineering and Public Works Department recommends adoption by the BCC.

- Attachments:**
- 1. School Zone Speed Detection System Ordinance
 - 2. Speed Studies for Warranted School Locations

Recommended by: David Z. Reid 3/18/2026
YBH/TEL County Engineer Date

Approved by: Joe 3/30/26
Deputy County Administrator Date

II. FISCAL IMPACT ANALYSIS

A. Five Year Summary of Fiscal Impact:

Fiscal Years	2026	2027	2028	2029	2030
Capital Expenditures	-0-	-0-	-0-	-0-	-0-
Operating Costs	-0-	-0-	-0-	-0-	-0-
External Revenues	-0-	-0-	-0-	-0-	-0-
Program Income (County)	-0-	-0-	-0-	-0-	-0-
In-Kind Match (County)	-0-	-0-	-0-	-0-	-0-
NET FISCAL IMPACT	-0-	-0-	-0-	-0-	-0-
# ADDITIONAL FTE					
POSITIONS (Cumulative)	-0-	-0-	-0-	-0-	-0-

Is Item Included in Current Budget? Yes No

Is this item using Federal Funds? Yes No

Is this item using State Funds? Yes No

Budget Account No: Fund Dept Unit Object

Recommended Sources of Funds/Summary of Fiscal Impact:

****No Fiscal Impact****

C. Departmental Fiscal Review:

Danay Roubicek

III. REVIEW COMMENTS

A. OFMB Fiscal and/or Contract Dev. and Control Comments:

Steve M... 3/20/2026
_____ OFMB
MO 3/20
QA 3/20

Trudi Mack 3/24/26
_____ Contract Dev. and Control
26 3.25.24

B. Approved as to Form and Legal Sufficiency:

[Signature] 3/26/26
_____ Assistant County Attorney

C. Other Department Review:

Department Director

This summary is not to be used as a basis for payment. 2

1 **WHEREAS**, the County requires a right-of-way permit for installation and maintenance
2 of a facility within County rights-of-way, pursuant to Ordinance 2019-030; and

3 **WHEREAS**, the BCC has determined that it is in the public interest to install or cause a
4 speed detection system to be permitted and installed at several locations throughout the County,
5 within road rights-of-way that are maintained by the County as a school zone.

6 **WHEREAS**, adopting the School Zone Speed Detection System Ordinance will protect
7 the health, safety, and welfare of the County’s citizens and ensure safety within school zones in
8 areas with heightened safety risk.

9 **NOW, THEREFORE, BE IT ORDAINED BY THE BOARD OF COUNTY**
10 **COMMISSIONERS OF PALM BEACH COUNTY, FLORIDA, that:**

11 **Section 1.** The foregoing recitals are hereby confirmed, adopted, and incorporated herein.
12

13 **Section 2. Title.**

14 This ordinance shall be known and may be cited as the “School Zone Speed Detection System
15 Ordinance.”
16

17 **Section 3. Definitions.**

18 For purposes of this Ordinance, the following terms, phrases, words and their derivations shall
19 have the meanings given. Where not inconsistent with the context, words used in the present tense
20 include the future tense, words in the plural number include the singular number, "any" includes
21 "all," "and" includes "or." The words "shall" and "will" are mandatory, and "may" is permissive.
22 Words not otherwise defined shall be construed to mean the common and ordinary meaning.
23

- 24 1. BCC – Palm Beach County Board of County Commissioners
 - 25 2. County – Palm Beach County, Florida, a political subdivision of the State of Florida
 - 26 3. Ordinance – School Zone Speed Detection System Ordinance
 - 27 4. PBSO – Palm Beach County Sheriff’s Office
 - 28 5. School Zone – the roadway that the County maintains as a school zone pursuant to Section
29 316.1895, Florida Statutes, or pursuant to interlocal agreement, pursuant to Section
30 316.006, Florida Statutes.
 - 31 6. School Zone Speed Detection System or SDS – a portable or fixed automated system used
32 to detect a motor vehicle’s speed using radar or LiDAR and to capture a photograph or
33 video of the rear of a motor vehicle that exceeds the speed limit in force at the time of the
34 violation, as defined in Section 316.003(84).
 - 35 7. ULDC – Palm Beach County Unified Land Development Code
- 36

37 **Section 4. Intent.**

38 Pursuant to Section 316.008(9), Florida Statutes, the County hereby elects and authorizes the use
39 of SDS to enforce School Zone speed limits. The BCC has determined that it is in the best interest

1 for public health, safety, and welfare, to install or cause SDS to be permitted and installed at several
2 School Zones throughout the County.

3

4 **Section 5. Supplemental Authority.**

5 This Ordinance supplements enforcement of Sections 316.1895 and 316.183, Florida Statutes, and
6 does not prohibit a law enforcement officer from issuing a uniform traffic citation for violations
7 of Sections 316.1895 and 316.183.

8

9 **Section 6. Program Administration.**

10 The County may contract with one or more vendors to perform services consistent with the
11 implementation and enforcement of the SDS Program, including but not limited to: issuing notices;
12 collecting penalties; receiving and acting upon affidavits pursuant to Section 316.1896(8-10),
13 Florida Statutes; and scheduling, supporting, conducting Special Master hearings pursuant to
14 Section 316.1896(14) and Section 316.0083(5), and mailing orders. Pursuant to Section
15 316.1896(14)(b), BCC shall by resolution designate existing staff to serve as the clerk to the local
16 hearing officer.

17

18 **Section 7. Locations.**

19 Having considered evidence at a public hearing supporting the installation and operation of SDS
20 in certain School Zones, and having incorporated this evidence by reference into this Ordinance,
21 the BCC has determined that each of the School Zones on the roadways surrounding the following
22 schools constitutes a heightened safety risk that warrants additional enforcement measures by the
23 installation or placement of SDS, pursuant to Section 316.008, Florida Statutes:

- 24 1. Acreage Pines Elementary – 14200 Orange Boulevard
- 25 2. Benoist Farms Elementary – 1765 N Benoist Farms Road
- 26 3. Berkshire Elementary – 1060 Kirk Road
- 27 4. Christa McAuliffe Middle – 6500 Le Chalet Boulevard
- 28 5. Coral Reef Elementary – 6151 Hagen Ranch Road
- 29 6. Coral Sunset Elementary – 22400 Hammock Street
- 30 7. Crystal Lakes Elementary – 6050 Gateway Boulevard
- 31 8. Del Prado Elementary – 7900 Del Prado Circle North
- 32 9. Discovery Key Elementary – 3550 Lyons Road
- 33 10. Dwight D. Eisenhower Elementary – 2936 Lone Pine Road
- 34 11. Eagles Landing Middle – 19500 Coral Ridge Drive
- 35 12. Everglades Elementary – 407 Marginal Road
- 36 13. Forest Hill Elementary – 5555 Purdy Lane
- 37 14. Frontier Elementary – 6701 180th Avenue North
- 38 15. Grove Park Elementary – 8330 North Military Trail
- 39 16. Hagen Road Elementary – 10565 Hagen Ranch Road
- 40 17. Hammock Pointe Elementary – 8400 SW 8th Street
- 41 18. Hidden Oaks Elementary – 7685 South Military Trail

- 1 19. Hope Centennial Elementary – 5350 Stacy Road
- 2 20. Indian Pines Elementary – 6000 Oak Royal Drive
- 3 21. Jupiter Farms Elementary – 17400 Haynie Lane
- 4 22. KE Cunningham / Canal Point Elementary – 37000 Main Street
- 5 23. Loggers Run Middle – 11584 Palmetto Park Road
- 6 24. Manatee Elementary – 7001 Charleston Shores Boulevard
- 7 25. Meadow Park Elementary – 956 S Florida Mango Road
- 8 26. Melaleuca Elementary – 5759 Gun Club Road
- 9 27. Olympic Heights High – 20101 Lyons Road
- 10 28. Osceola Creek Middle – 6775 180th Avenue North
- 11 29. Pierce Hammock Elementary – 14255 Hamlin Boulevard
- 12 30. Pine Jog Elementary – 6301 Summit Boulevard
- 13 31. Sandpiper Shores Elementary – 11201 Glades Road
- 14 32. Santaluces High – 6880 Lawrence Road
- 15 33. Seminole Trails Elementary – 4075 Willow Pond Road
- 16 34. Starlight Cove Elementary – 6300 Seminole Drive
- 17 35. Sunrise Park Elementary – 19400 Coral Ridge Drive
- 18 36. Waters Edge Elementary – 21601 Shorewind Drive
- 19 37. West Gate Elementary – 1545 Loxahatchee Drive
- 20 38. Whispering Pines Elementary – 9090 Spanish Isles Boulevard
- 21 39. Woodlands Middle – 5200 Lyons Road
- 22 40. Wynnebrook Elementary – 1167 Drexel Road

23

24 The BCC may authorize the placement or installation of SDS in additional School Zones by an
25 amendment to this Ordinance in accordance with applicable law.

26

27 **Section 8. Permit Required.**

28 Before an approved County vendor places or installs SDS in a County right-of-way, the vendor
29 shall obtain a right-of-way permit, pursuant to the County Right-of-Way Permitting Ordinance
30 2019-030.

31

32 **Section 9. Violations and Penalties.**

33 1. A law enforcement officer or a traffic infraction enforcement officer is authorized, pursuant
34 to Section 316.1896, Florida Statutes, to issue a notice of violation and a uniform traffic
35 citation as follows:

36 a) For a violation of Section 316.1895, Florida Statutes, in excess of 10 miles per hour
37 over the School Zone speed limit which occurs within 30 minutes before through 30
38 minutes after the start of a regularly scheduled breakfast program.

39 b) For a violation of Section 316.1895, Florida Statutes, in excess of 10 miles per hour
40 over the School Zone speed limit which occurs within 30 minutes before through 30
41 minutes after the start of a regularly scheduled school session.

- 1 c) For a violation of Section 316.1895, Florida Statutes, in excess of 10 miles per hour
2 over the School Zone speed limit which occurs within 30 minutes before through 30
3 minutes after the end of a regularly scheduled school session.

4 Such violation must be evidenced by the SDS.

- 5 2. Within thirty (30) days after a violation, a notice of violation shall be sent by first class
6 mail to the registered owner of the motor vehicle involved in the violation. The notice of
7 violation must include:

- 8 a) A photograph, video, or other recorded image showing the license plate of the motor
9 vehicle;
10 b) The date, time, and location of the violation;
11 c) The maximum speed at which the motor vehicle was traveling within the School Zone;
12 d) The speed limit within the School Zone at the time of the violation;
13 e) A statement that the owner has a right to review, in person or remotely, the photograph
14 or video captured by the Speed Detection System(s) and the evidence of the speed of
15 the motor vehicle detected by the Speed Detection System(s) that constitutes a
16 rebuttable presumption that the motor vehicle was used in a violation;
17 f) Instructions as to the time and the place or website at which the photograph or video
18 and evidence of the speed of the motor vehicle detected by the Speed Detection
19 System(s) may be examined and observed;
20 g) Information regarding the person's right to request a hearing and on all costs related
21 thereto and a form used to request a hearing, or alternatively, a web address to a website
22 that provides such information;
23 h) Instructions on all methods of payment of the penalty;
24 i) A statement specifying the remedies available under Section 318.14, Florida Statutes;
25 and
26 j) A statement that the owner must pay a penalty in the amount provided under Section
27 318.18(3)(d), Florida Statutes, or furnish an affidavit that complies with Section
28 316.1896(8), Florida Statutes, within thirty (30) days in order to avoid court fees, costs,
29 and the issuance of a uniform traffic citation against the owner.

- 30 3. A registered owner who receives a notice of violation from the County for a violation of
31 this Ordinance must within 30 days after the date of the notice of violation to avoid court
32 fees, costs, and the issuance of a uniform traffic citation:

- 33 a) Pay the penalty of \$100.00 or such other amount, as fixed by Section 318.18(3)(d),
34 Florida Statutes, as it may be amended;
35 b) Furnish an affidavit establishing an exception to liability pursuant to Section
36 316.1896(8), Florida Statutes, as it may be amended; or
37 c) Request a hearing which shall be conducted in accordance with Section 316.1896(14),
38 Florida Statutes, as amended.

1 **Section 10. Uniform Traffic Citations.**

2 A law enforcement officer or traffic enforcement infraction officer shall issue a uniform traffic
3 citation by mailing the uniform traffic citation by certified mail to the address of the registered
4 owner of the motor vehicle involved in the violation if the registered owner has not made payment
5 within 30 days after notification under subsection 316.1896(2), Florida Statutes, requested a
6 hearing as authorized under subsection 316.1896(3), Florida Statutes, or submitted an affidavit in
7 accordance with subsection 316.1896(8)(a), Florida Statutes.

8

9 **Section 11. Distribution of Penalties Collected.**

10 Penalties assessed and collected by the County as established in Section 318.18(3)(d), Florida
11 Statutes, must be remitted as follows:

- 12 1. Twenty dollars (\$20) must be remitted to the Department of Revenue for deposit into the
13 General Revenue Fund.
- 14 2. Sixty dollars (\$60) must be retained by the County and must be used to administer speed
15 detection systems in School Zones and other public safety initiatives.
- 16 3. Three dollars (\$3) must be remitted to the Department of Revenue for deposit into the
17 Department of Law Enforcement Criminal Justice Standards and Training Trust Fund.
- 18 4. Twelve dollars (\$12) must be remitted to the school district in which the violation occurred
19 and must be used for school security initiatives, for student transportation, or to improve
20 the safety of student walking conditions. Funds remitted under this paragraph must be
21 shared with charter schools in the district based on each charter school's proportionate
22 share of the district's total unweighted full-time equivalent student enrollment and must be
23 used for school security initiatives or to improve the safety of student walking conditions.
- 24 5. Five dollars (\$5) must be retained by the County for the School Crossing Guard
25 Recruitment and Retention Program pursuant to Section 316.1894, Florida Statutes.

26

27 **Section 12. Hearings and Appeals.**

28 The County may contract with one or more special masters to serve as its local hearing officers,
29 who shall have jurisdiction to conduct proceedings challenging the issuance of notice of violations
30 issued pursuant to Section 316.1896, Florida Statutes, and Section 316.0083, Florida Statutes.

- 31 1. Designation of local hearing officers. The County may designate special masters who meet
32 the qualifications set forth in Article 2, Chapter G.3.B.2, as amended, of the ULDC to serve
33 as local hearing officers to conduct hearings requested by alleged violators wishing to
34 contest notices of violation detected by SDS pursuant to Chapter 316, Florida Statutes.
- 35 2. Any person, hereinafter referred to as petitioner, who elects to request a hearing shall be
36 scheduled for a hearing before a local hearing officer, with notice of the hearing to be sent
37 by first class mail. Pursuant to Section 316.1896(14)(c), Florida Statutes, any petitioner,
38 who elects to request a hearing may reschedule the hearing up to two times by submitting
39 a written request to reschedule to the clerk or vendor supporting the local hearing officer,
40 at least 5 calendar days before the day of the originally scheduled hearing. The petitioner

1 may cancel his or her appearance before the local hearing officer by paying the assessed
2 penalty plus \$50 in administrative costs, before the start of the hearing.

- 3 3. All testimony at the hearing shall be under oath and shall be recorded. The local hearing
4 officer shall take testimony from a traffic infraction enforcement officer and the petitioner
5 and may take testimony from others. The local hearing officer shall review the
6 photographic or electronic images or the video captured by the speed detection system and
7 the evidence of the speed of the motor vehicle detected by the speed detection system.
8 Formal rules of evidence do not apply, but due process shall be observed and govern the
9 proceedings.
- 10 4. At the conclusion of the hearing, the local hearing officer must issue a final administrative
11 order including the determination of whether a violation under Section 316.1896, Florida
12 Statutes, occurred and either uphold or dismiss the violation. If the notice of violation is
13 upheld, the order must require the petitioner to pay the previously assessed penalty and the
14 County hearing costs in the amount of \$250, as authorized pursuant to Section
15 316.0083(5)(e), Florida Statutes. The final administrative order shall be mailed to the
16 petitioner by first-class mail.
- 17 5. An aggrieved party may appeal a final administrative order of the local hearing officer in
18 accordance with Section 316.1896(14)(f), Florida Statutes.
- 19

20 **Section 13. Reporting Requirements.**

21 The County shall annually report on the County's School Zone speed enforcement program in
22 accordance with Section 316.1896(16)(a), Florida Statutes, as may be amended.

23

24 **Section 14. Severability.**

25 The invalidity of any provision, portion, article, paragraph, clause, or any portion thereof of this
26 Ordinance shall not affect the validity of any other provision, portion, article, paragraph, clause,
27 or any portion thereof.

28

29 **Section 15. Inclusion in the Code of Laws and Ordinances.**

30 The provisions of this Ordinance shall become and be made part of the Code of Laws and
31 Ordinances of Palm Beach County, Florida, and the Sections of this Ordinance may be renumbered
32 or re-lettered to accomplish such intention, and the word Ordinance may be changed to Section or
33 another appropriate word.

34

35 **Section 16. Captions.**

36 The captions, section headings, and section designations used in this Ordinance are for
37 convenience only and shall have no effect on the interpretation of the provisions of this Ordinance.

38

39 **Section 17. Effective Date.**

40 The provisions of this Ordinance shall become effective upon filing with the Department of State.

41

1 APPROVED and ADOPTED by the Board of County Commissioners of Palm Beach County,
2 Florida, on this the ____ day of _____, 20____.

3
4
5
6
7
8

MICHAEL A. CARUSO
Clerk of the Circuit Court & Comptroller


PALM BEACH COUNTY, a Political
Subdivision of the State of Florida,
by and through its Board of County
Commissioners


9 By: _____
10 Deputy Clerk

9 By: _____
10 Sara Baxter, Mayor

11
12 APPROVED AS TO FORM AND
13 LEGAL SUFFICIENCY

12 APPROVED AS TO TERMS
13 AND CONDITIONS

14
15
16 By:  _____
17 Yelizaveta B. Herman,
18 Assistant County Attorney

16 By:  _____
17 David L. Ricks, P.E.
18 County Engineer


19
20
21 **FILING DATE:** Filed with the Department of State on the ____ day of
22 _____, 20____.

23

RedSpeed®

School Zone Speed Study

Conducted by RedSpeed for Palm Beach County
May 21th thru May 30th, 2025



CONTACT Greg Parks, VP of Sales | greg.parks@redspeed.com | 913-575-2912

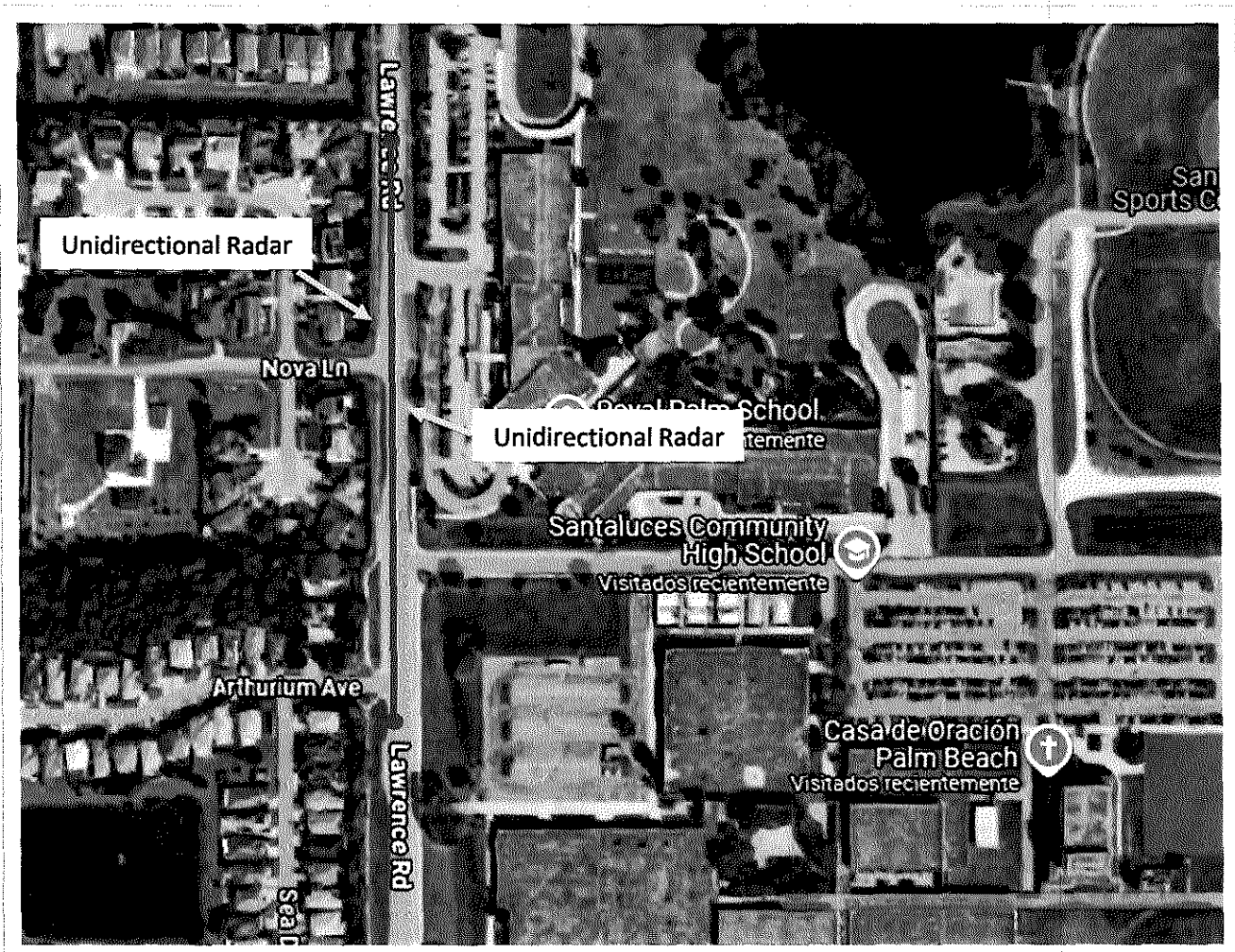
A two-day traffic study conducted by RedSpeed for Palm Beach County demonstrated that, in eight (8) of the twenty six (26) School zones analyzed, over 400 vehicles exceeded the posted speed limit by over 10 mph in those top eight (8) school zones highlighted in bold below, these violations accounted for an average of over 200 per day.

Schools Studied	Street	Violators 10+ over	Daily Average
Royal Palm School / ESE School / Santaluces Community High School	Lawrence Rd	2,423	1211
Sandpiper Shores Elementary School	Glades Rd	1,994	997
Wynnebrook Elementary School	Drexel Rd	1,486	743
Sunrise Park Elementary School / Eagles Landing Middle School	Coral Ridge Dr	776	388
Crystal Lakes Elementary School	NW 22nd	607	303
Forest Hill Elementary School	Purdy Ln	600	300
Jupiter Farms Elementary School	Haynie Ln	551	275
Christa McAuliffe Middle School	Le Chalet Blvd	540	270
Discovery Key Elementary School	Lyons Rd	375	187
Melaleuca Elementary School	Gun Club Rd	334	167
Meadow Park Elementary	Florida Mango Rd	297	148
Waters Edge Elementary School	W Palmetto Park	297	148
Del Prado Elementary School	Del Prado Cir N	171	85
Benoist Farms Elementary School	Benoist Farm Rd	160	80
Berkshire Elementary School	Kirk Rd	158	79
Whispering Pines Elementary School	Spanish Isles Blvd	136	68
Coral Sunset Elementary School	Hammock St	132	66
Indian Pines Elementary School	Oak Royal Dr	100	50
Kathryn E. Cunningham / Canal Point Elementary School	W Main St	97	48
Manatee Elementary School	Charleston Shores Blvd	80	40
Hammock Pointe Elementary School	SW 8th St	79	39
Hope-Centennial Elementary School	Stacy Street	43	21
Dwight D. Eisenhower Elementary School	Lone Pine Rd	36	18
Starlight Cove Elementary School	Seminole Dr	31	15
West Gate Elementary School	Osceola Dr	26	13
Seminole Trails Elementary School	Willow Pond Rd	19	9

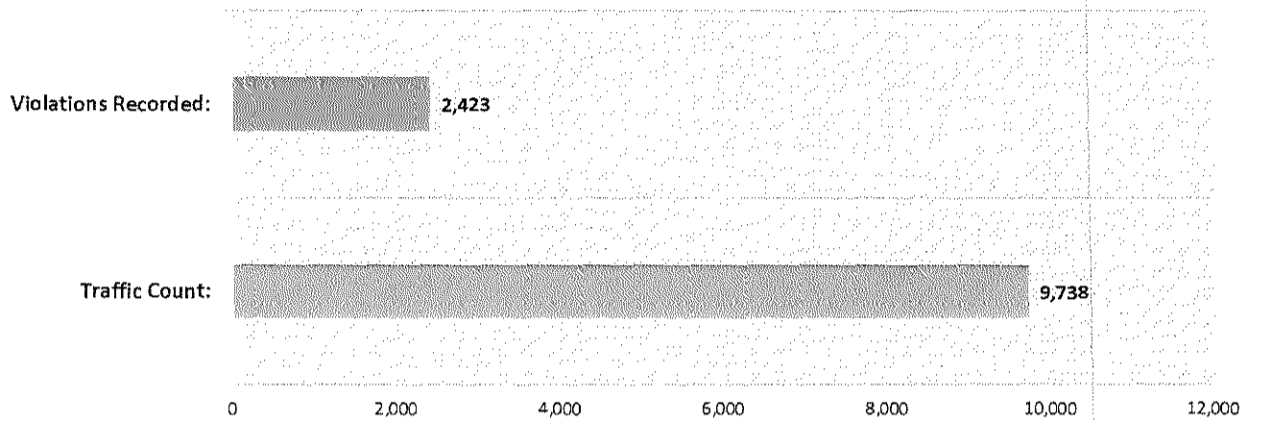
Florida Schools Speed Study

Royal Palm & ESE & Santaluces Community High School, Palm Beach County

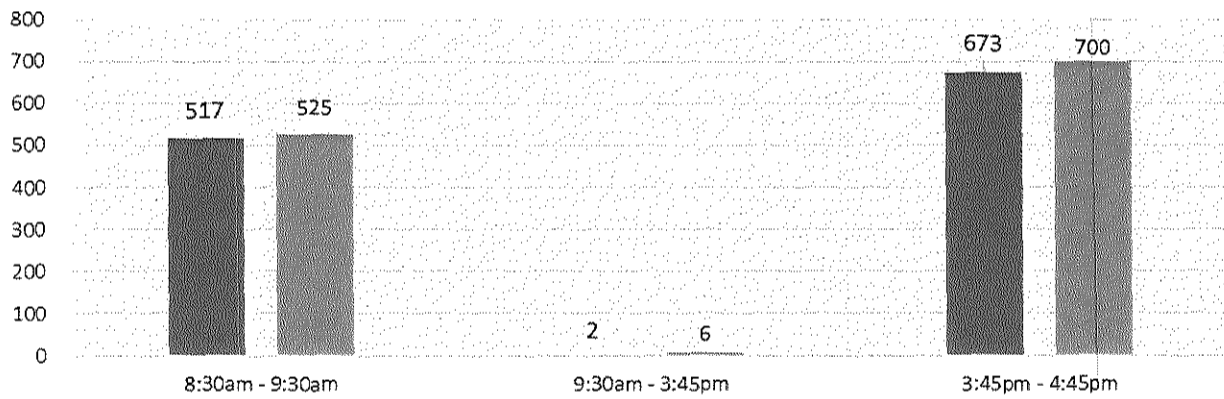
STUDY LOCATION: Lawrence Rd	
SCHOOL ZONE SPEED LIMIT (During Enforced Hrs):	20 MPH
SPEED LIMIT (During Normal Hrs):	45 MPH
VIOLATION TRIGGER SPEED:	31 MPH and 56 MPH (Respectively)
SCHOOL ZONE HOURS OF OPERATION:	8:30 AM – 9:30 AM / 3:45 PM – 4:45 PM
STUDY DATE & TIME:	05-21/22-2025 (2 Days), 6:00 AM – 6:00 PM
TRAFFIC STUDY VEHICLE COUNT:	9,738
WEATHER CONDITIONS:	FAIR, NO RAIN
# OF LANES:	ONE LANE PER DIRECTION
DIRECTION:	NORTHBOUND – SOUTHBOUND
VIOLATIONS DETECTED:	2,423



Royal Palm & ESE & Santaluces Community High School, Palm Beach County



Speeding Vehicles



	8:00	9:00	10:00	11:00	12:00	13:00	14:00	15:00	16:00	Total
31+ MPH	571	471	0	0	0	0	0	341	1,032	2,415
56+ MPH	0	0	1	2	2	2	0	1	0	8
Total	571	471	1	2	2	2	0	342	1,032	2,423

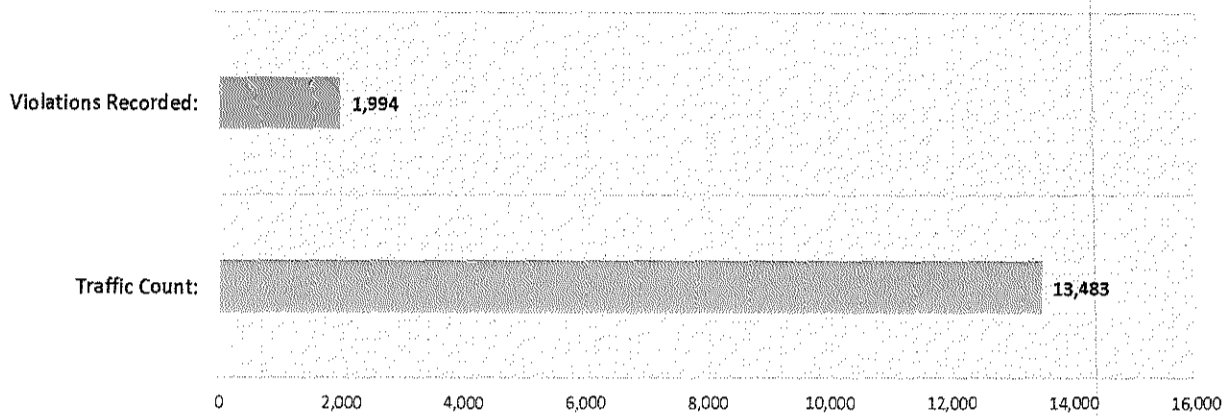
Study Dates	8:30am - 9:30am		9:30am - 3:45pm		3:45pm - 4:45pm		Total Vehicle Count	Total # of Violators	Overall % of Violators
	Vehicle Count	# of Violators	Vehicle Count	# of Violators	Vehicle Count	# of Violators			
5/21/2025	601	517	3,264	2	950	673	4,815	1,192	24.76%
5/22/2025	588	525	3,356	6	979	700	4,923	1,231	25.01%
Totals	1,189	1,042	6,620	8	1,929	1,373	9,738	2,423	24.88%

Sandpiper Shores Elementary School, Palm Beach County

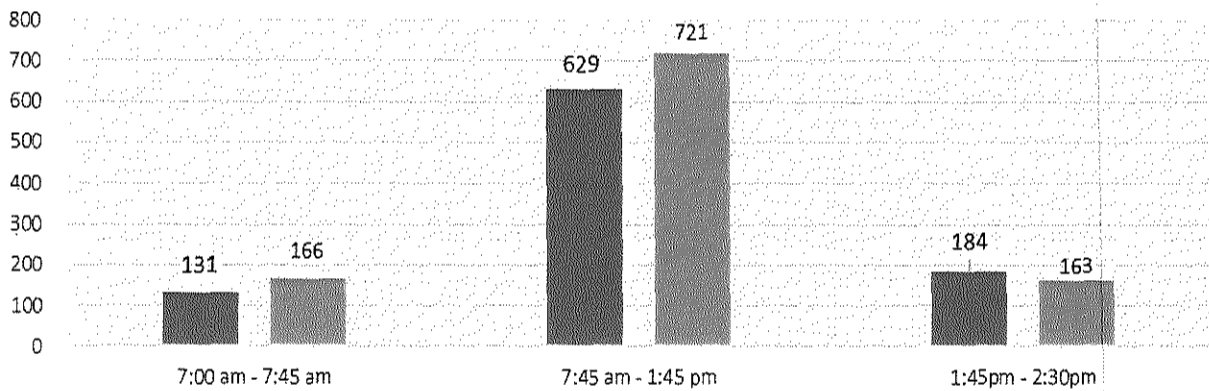
STUDY LOCATION: Glades Rd	
SCHOOL ZONE SPEED LIMIT (During Enforced Hrs):	20 MPH
SPEED LIMIT (During Normal Hrs):	40 MPH
VIOLATION TRIGGER SPEED:	31 MPH and 51 MPH (Respectively)
SCHOOL ZONE HOURS OF OPERATION:	7:00 AM – 7:45 AM / 1:45 PM – 2:30 PM
STUDY DATE & TIME:	05-21/22-2025 (2 Days), 6:00 AM – 6:00 PM
TRAFFIC STUDY VEHICLE COUNT:	13,483
WEATHER CONDITIONS:	FAIR, NO RAIN
# OF LANES:	TWO LANES PER DIRECTION
DIRECTION:	WESTBOUND – EASTBOUND
VIOLATIONS DETECTED:	1,994



Sandpiper Shores Elementary School, Palm Beach County



Speeding Vehicles



	7:00	8:00	9:00	10:00	11:00	12:00	13:00	14:00	Total
31+ MPH	297	0	0	0	0	0	133	214	644
51+ MPH	0	207	196	258	248	290	151	0	1,350
Total	297	207	196	258	248	290	284	214	1,994

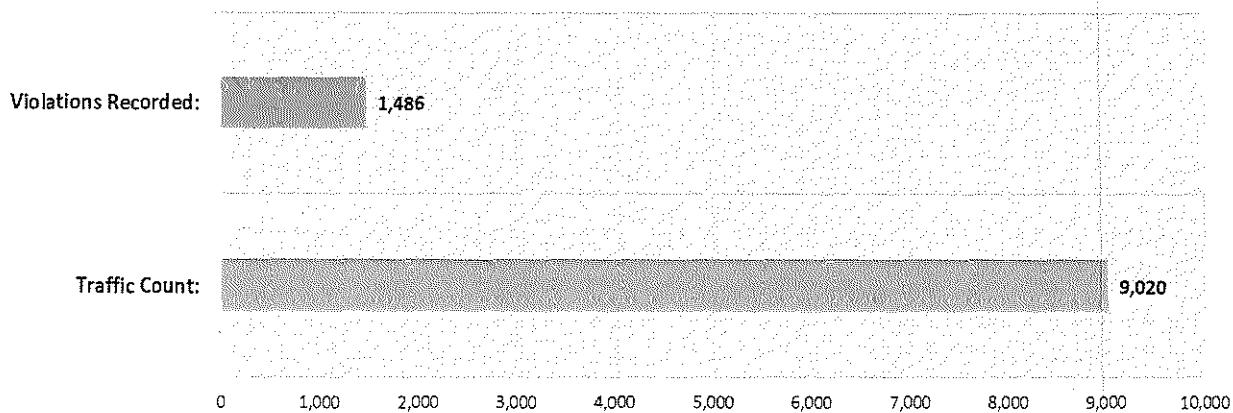
Study Dates	7:00am - 7:45am		7:45am - 1:45pm		1:45pm - 2:30pm		Total Vehicle Count	Total # of Violators	Overall % of Violators
	Vehicle Count	# of Violators	Vehicle Count	# of Violators	Vehicle Count	# of Violators			
05/21/2025	771	131	5,372	629	683	184	6,826	944	13.83%
05/22/2025	762	166	5,226	721	669	163	6,657	1,050	15.77%
Totals	1,533	297	10,598	1,350	1,352	347	13,483	1,994	14.79%

Wynnebrook Elementary School, Palm Beach County

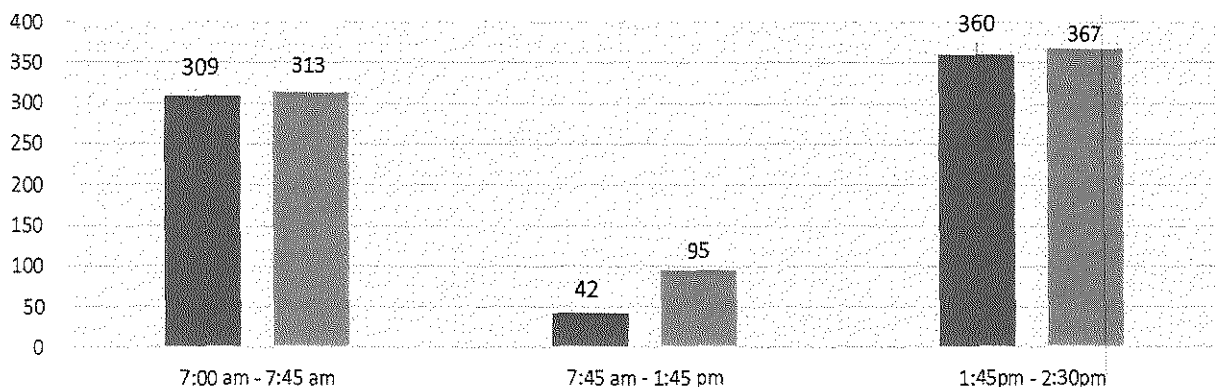
STUDY LOCATION: Drexel Rd	
SCHOOL ZONE SPEED LIMIT (During Enforced Hrs):	20 MPH
SPEED LIMIT (During Normal Hrs):	35 MPH
VIOLATION TRIGGER SPEED:	31 MPH and 46 MPH (Respectively)
SCHOOL ZONE HOURS OF OPERATION:	7:00 AM – 7:45 AM / 1:45 PM – 2:30 PM
STUDY DATE & TIME:	05-21/22-2025 (2 Days), 6:00 AM – 6:00 PM
TRAFFIC STUDY VEHICLE COUNT:	9,020
WEATHER CONDITIONS:	FAIR, NO RAIN
# OF LANES:	ONE LANE PER DIRECTION
DIRECTION:	NORTHBOUND – SOUTHBOUND
VIOLATIONS DETECTED:	1,486



Wynnebrook Elementary School, Palm Beach County



Speeding Vehicles

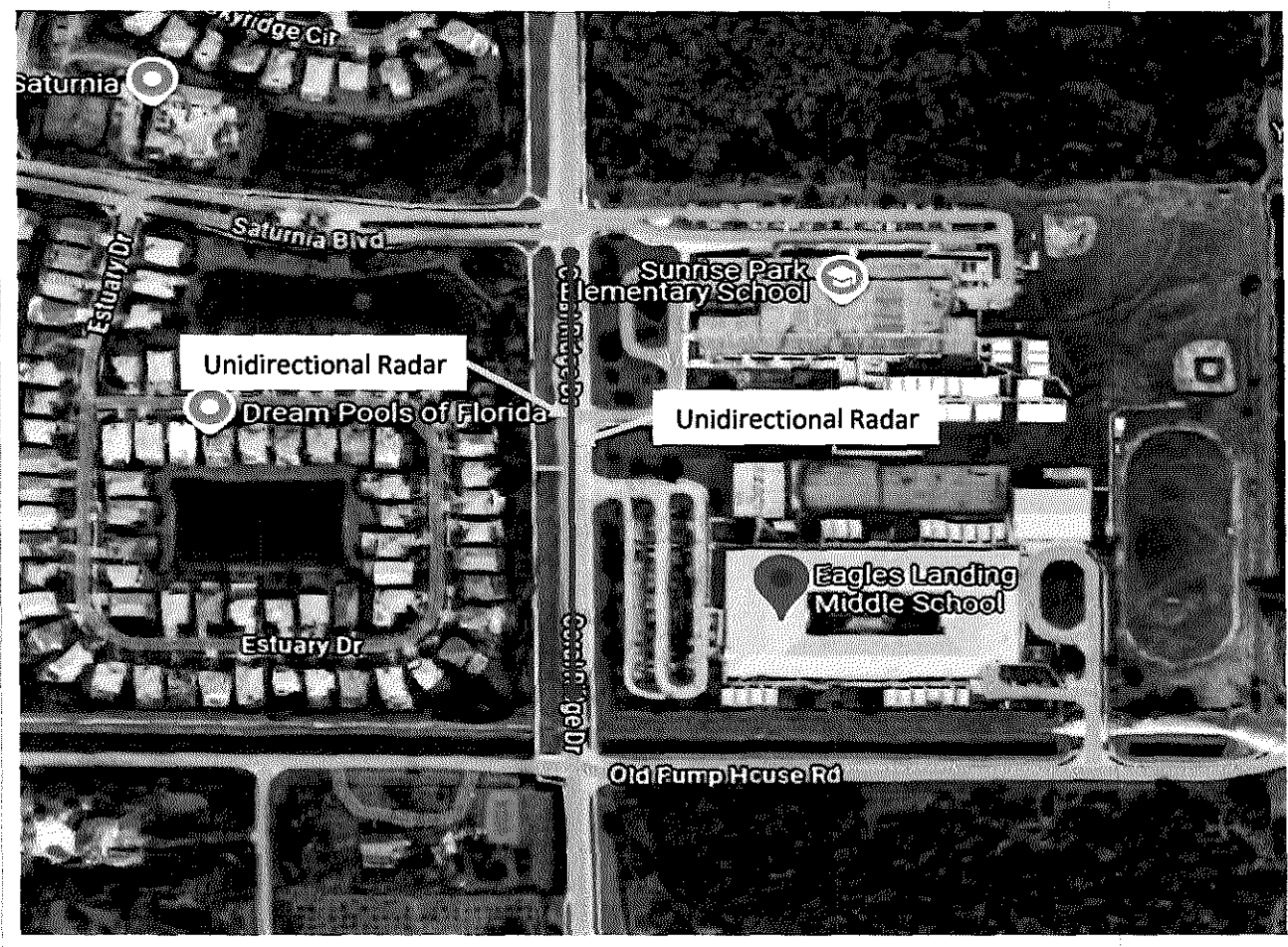


	7:00	8:00	9:00	10:00	11:00	12:00	13:00	14:00	Total
31+ MPH	622	0	0	0	0	0	237	490	1,349
46+ MPH	13	20	28	25	25	15	11	0	137
Total	635	20	28	25	25	15	248	490	1,486

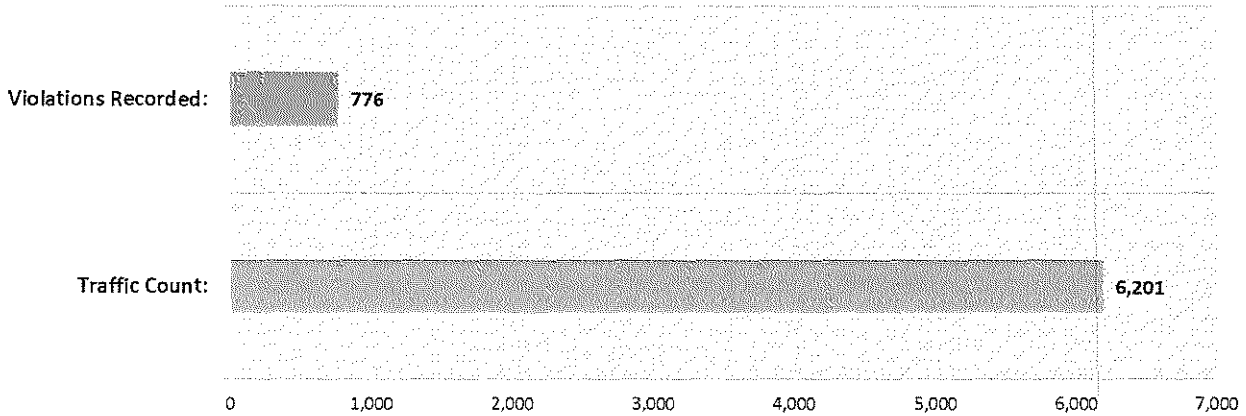
Study Dates	7:00am - 7:45am		7:45am - 1:45pm		1:45pm - 2:30pm		Total Vehicle Count	Total # of Violators	Overall % of Violators
	Vehicle Count	# of Violators	Vehicle Count	# of Violators	Vehicle Count	# of Violators			
05/21/2025	502	309	3,572	42	478	360	4,552	711	15.62%
05/22/2025	495	313	3,491	95	482	367	4,468	775	17.35%
Totals	997	622	7,063	137	960	727	9,020	1,486	16.47%

Sunrise Park Elementary School & Eagles Landing Middle School, Palm Beach County


STUDY LOCATION: Coral Ridge Dr	
SCHOOL ZONE SPEED LIMIT (During Enforced Hrs):	20 MPH
SPEED LIMIT (During Normal Hrs):	40 MPH
VIOLATION TRIGGER SPEED:	31 MPH and 51 MPH (Respectively)
SCHOOL ZONE HOURS OF OPERATION:	7:00 AM – 8:00 AM / 8:30 AM – 9:30 AM 1:45 PM – 2:45 PM / 3:45 PM – 4:45 PM
STUDY DATE & TIME:	05-21/22-2025 (2 Days), 6:00 AM – 6:00 PM
TRAFFIC STUDY VEHICLE COUNT:	6,201
WEATHER CONDITIONS:	FAIR, NO RAIN
# OF LANES:	ONE LANE PER DIRECTION
DIRECTION:	NORTHBOUND – SOUTHBOUND
VIOLATIONS DETECTED:	776



Sunrise Park Elementary School & Eagles Landing Middle School, Palm Beach County



Speeding Vehicles



	7:00	8:00	9:00	10:00	11:00	12:00	13:00	14:00	15:00	16:00	Total
31+ MPH	227	88	97	0	0	0	18	121	53	137	741
51+ MPH	0	0	0	2	8	13	6	0	6	0	35
Total	227	88	97	2	8	13	24	121	59	137	776

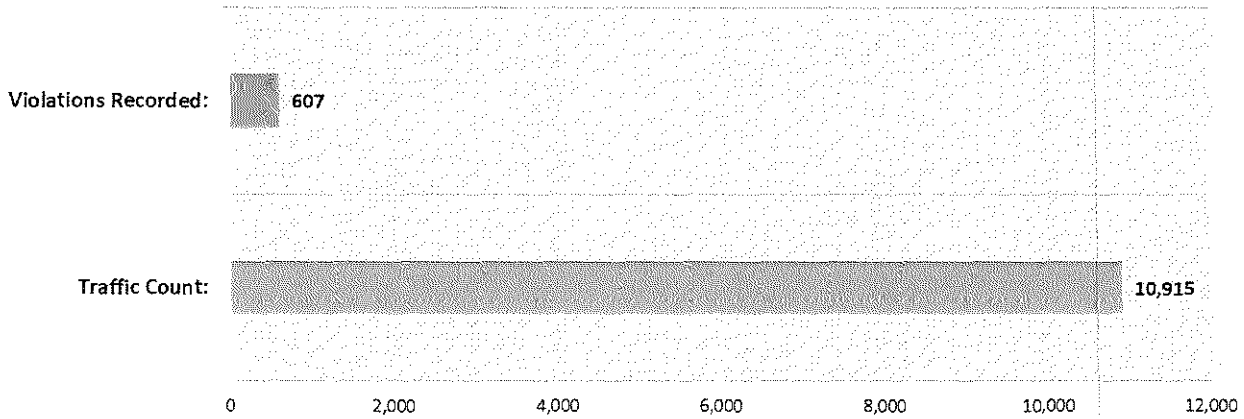
Study Dates	7:00am - 8:00am 8:30am - 9:30am		8:00am - 8:30am 9:30am - 3:45pm 2:45pm - 3:45pm		1:45pm - 2:45pm 3:45pm - 4:45pm		Total Vehicle Count	Total # of Violators	Overall % of Violators
	Vehicle Count	# of Violators	Vehicle Count	# of Violators	Vehicle Count	# of Violators			
5/21/2025	1,103	197	1,438	19	675	138	3,216	354	11.01%
5/22/2025	1,015	215	1,295	16	675	191	2,985	422	14.14%
Totals	2,118	412	2,733	35	1,350	329	6,201	776	12.51%

Crystal Lakes Elementary School, Palm Beach County


STUDY LOCATION: NW 22nd	
SCHOOL ZONE SPEED LIMIT (During Enforced Hrs):	20 MPH
SPEED LIMIT (During Normal Hrs):	40 MPH
VIOLATION TRIGGER SPEED:	31 MPH and 51 MPH (Respectively)
SCHOOL ZONE HOURS OF OPERATION:	7:00 AM – 8:00 AM / 1:45 PM – 2:45 PM
STUDY DATE & TIME:	05-22/23-2025 (2 Days), 6:00 AM – 6:00 PM
TRAFFIC STUDY VEHICLE COUNT:	10,915
WEATHER CONDITIONS:	FAIR, NO RAIN
# OF LANES:	ONE LANE PER DIRECTION
DIRECTION:	WESTBOUND – EASTBOUND
VIOLATIONS DETECTED:	607



Crystal Lakes Elementary School, Palm Beach County



Speeding Vehicles



	7:00	8:00	9:00	10:00	11:00	12:00	13:00	14:00	Total
31+ MPH	67	0	0	0	0	0	15	53	135
51+ MPH	0	80	88	96	85	89	34	0	472
Total	67	80	88	96	85	89	49	53	607

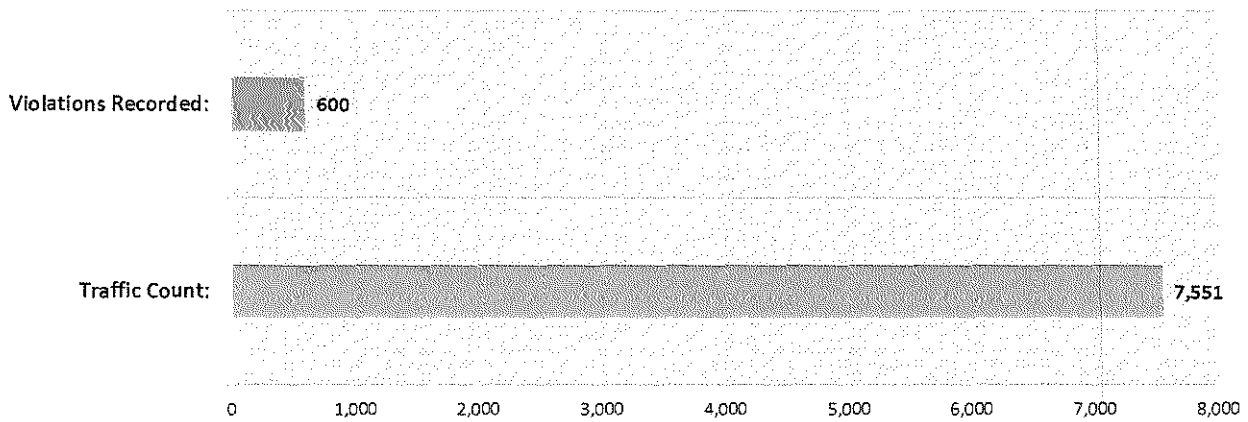
Study Dates	7:00am - 8:00am		8:00am - 1:45pm		1:45pm - 2:45pm		Total Vehicle Count	Total # of Violators	Overall % of Violators
	Vehicle Count	# of Violators	Vehicle Count	# of Violators	Vehicle Count	# of Violators			
5/22/2025	541	30	4,251	225	483	23	5,275	278	5.27%
5/23/2025	616	37	4,424	247	600	45	5,640	329	5.83%
Totals	1,157	67	8,675	472	1,083	68	10,915	607	5.56%

Forest Hill Elementary School, Palm Beach County

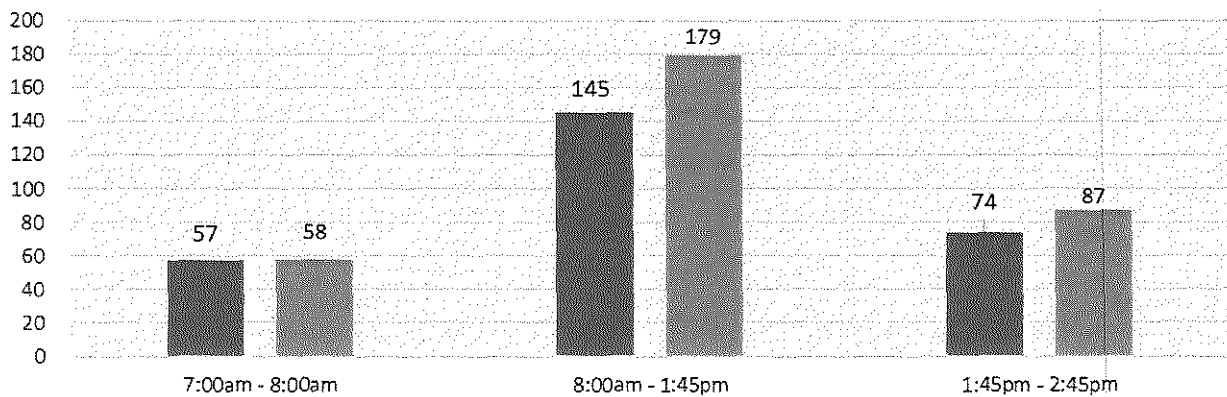
STUDY LOCATION: Purdy Ln	
SCHOOL ZONE SPEED LIMIT (During Enforced Hrs):	20 MPH
SPEED LIMIT (During Normal Hrs):	35 MPH
VIOLATION TRIGGER SPEED:	31 MPH and 46 MPH (Respectively)
SCHOOL ZONE HOURS OF OPERATION:	7:00 AM – 8:00 AM / 1:45 PM – 2:45 PM
STUDY DATE & TIME:	05-21/22-2025 (2 Days), 6:00 AM – 6:00 PM
TRAFFIC STUDY VEHICLE COUNT:	7,551
WEATHER CONDITIONS:	FAIR, NO RAIN
# OF LANES:	ONE LANE PER DIRECTION
DIRECTION:	WESTBOUND – EASTBOUND
VIOLATIONS DETECTED:	600



Forest Hill Elementary School, Palm Beach County



Speeding Vehicles




	7:00	8:00	9:00	10:00	11:00	12:00	13:00	14:00	Total
31+ MPH	115	0	0	0	0	0	52	109	276
46+ MPH	0	44	84	54	53	65	24	0	324
Total	115	44	84	54	53	65	76	109	600

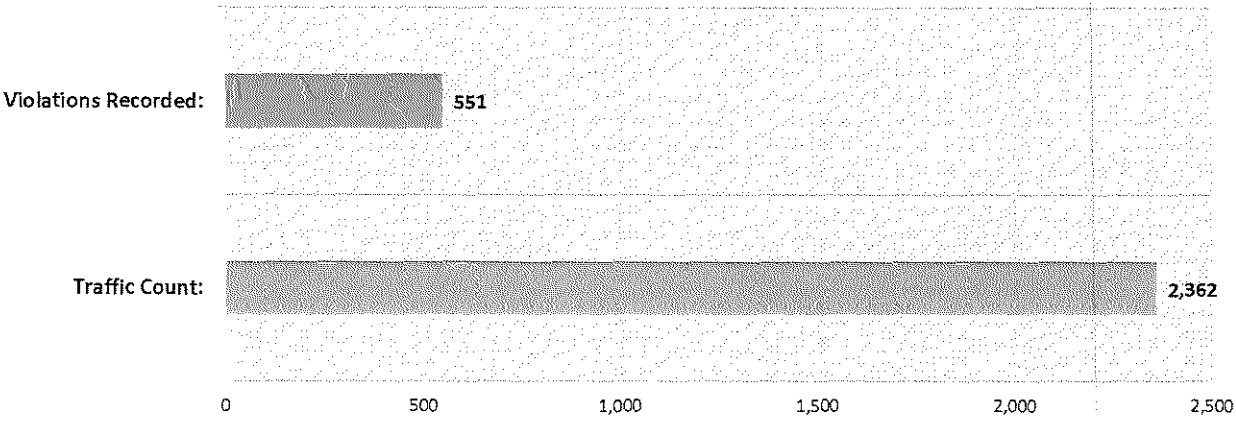
Study Dates	7:00am - 8:00am		8:00am - 1:45pm		1:45pm - 2:45pm		Total Vehicle Count	Total # of Violators	Overall % of Violators
	Vehicle Count	# of Violators	Vehicle Count	# of Violators	Vehicle Count	# of Violators			
5/21/2025	703	57	2,673	145	455	74	3,831	276	7.20%
5/22/2025	609	58	2,662	179	449	87	3,720	324	8.71%
Totals	1,312	115	5,335	324	904	161	7,551	600	7.95%

Jupiter Farms Elementary, Palm Beach County

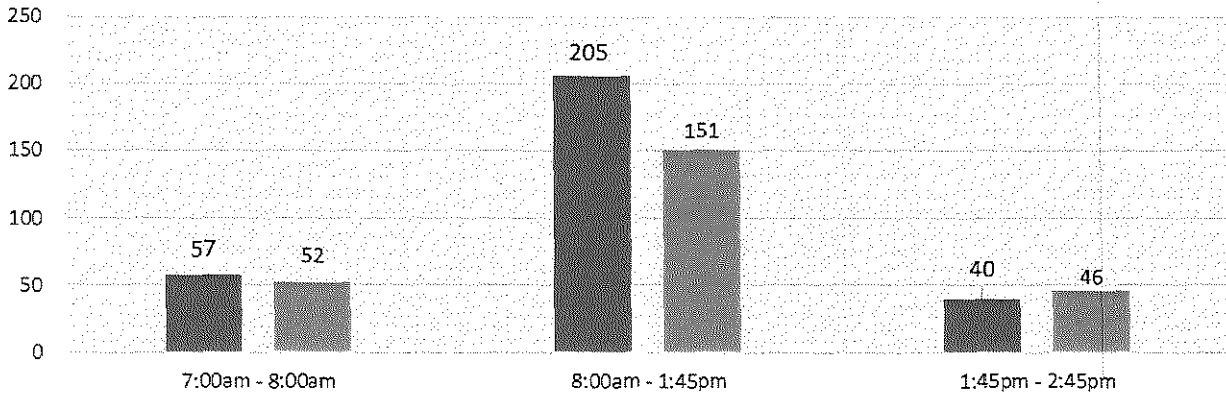
STUDY LOCATION: Haynie Ln	
SCHOOL ZONE SPEED LIMIT (During Enforced Hrs):	20 MPH
SPEED LIMIT (During Normal Hrs):	30 MPH
VIOLATION TRIGGER SPEED:	31 MPH and 41 MPH (Respectively)
SCHOOL ZONE HOURS OF OPERATION:	7:00 AM – 8:00 AM / 1:45 PM – 2:45 PM
STUDY DATE & TIME:	05-22/23-2025 (2 Days), 6:00 AM – 6:00 PM
TRAFFIC STUDY VEHICLE COUNT:	2,362
WEATHER CONDITIONS:	FAIR, NO RAIN
# OF LANES:	ONE LANE PER DIRECTION
DIRECTION:	NORTHBOUND – SOUTHBOUND
VIOLATIONS DETECTED:	551



Jupiter Farms Elementary, Palm Beach County



Speeding Vehicles

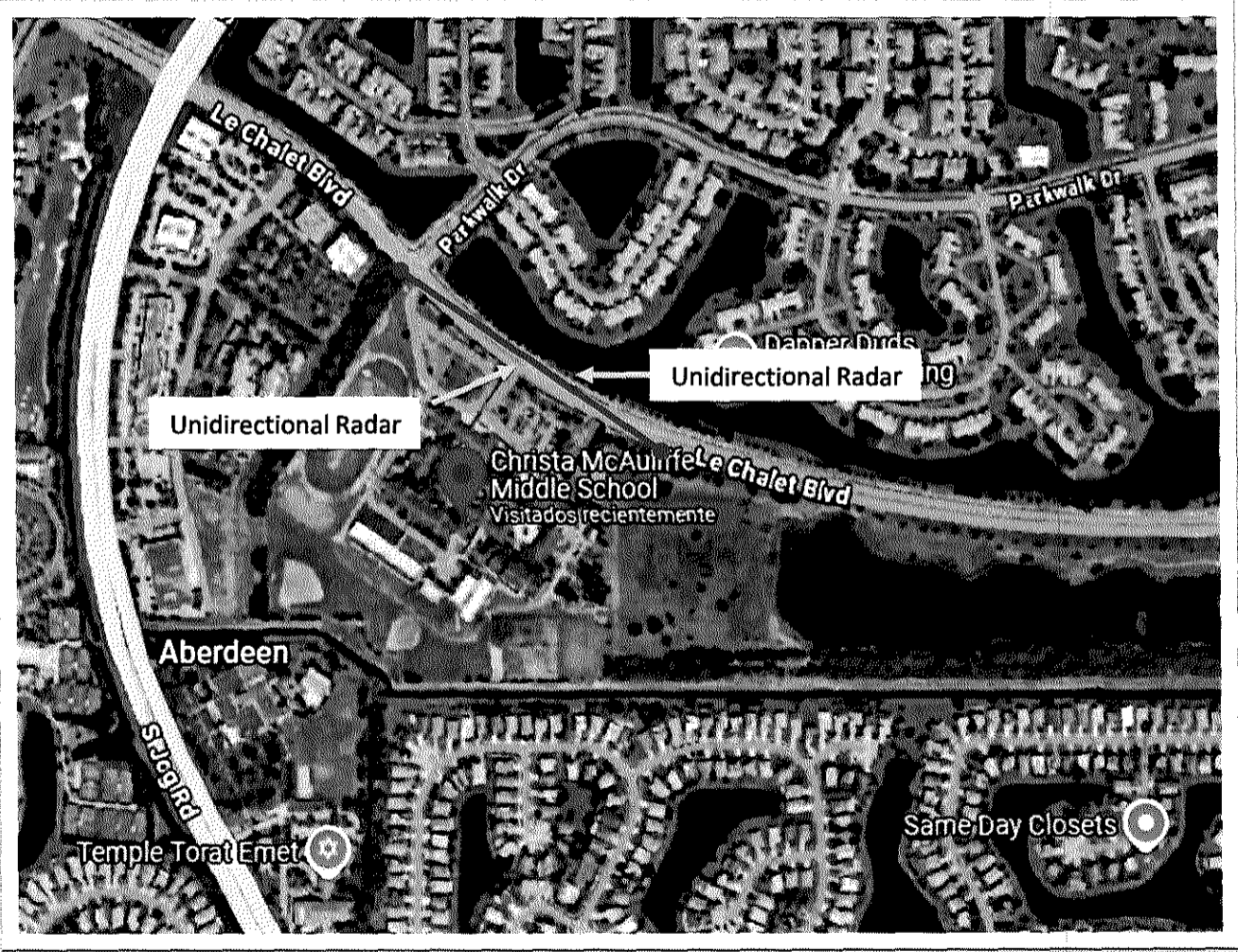


	7:00	8:00	9:00	10:00	11:00	12:00	13:00	14:00	Total
31+ MPH	109	0	0	0	0	0	19	67	195
41+ MPH	0	55	54	49	74	70	54	0	356
Total	109	55	54	49	74	70	73	67	551

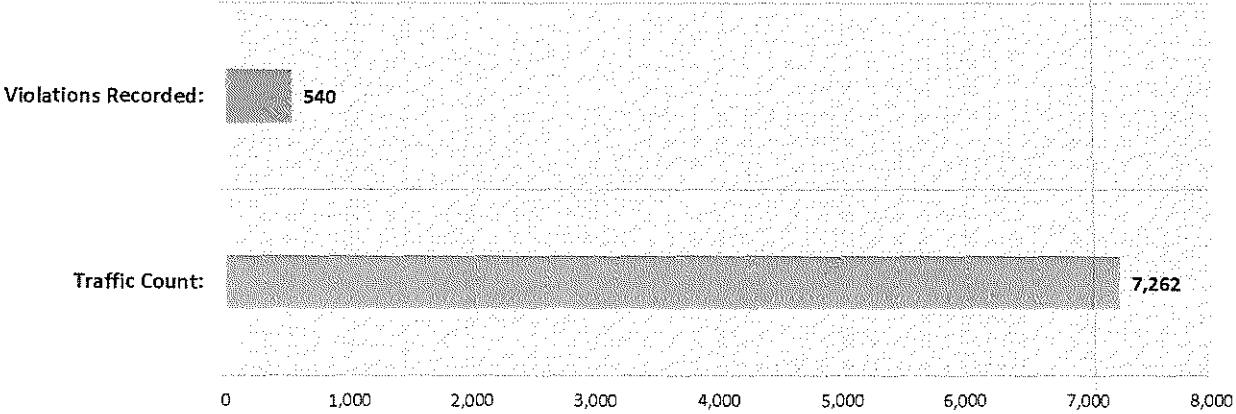
Study Dates	7:00am - 8:00am		8:00am - 1:45pm		1:45pm - 2:45pm		Total Vehicle Count	Total # of Violators	Overall % of Violators
	Vehicle Count	# of Violators	Vehicle Count	# of Violators	Vehicle Count	# of Violators			
5/22/2025	278	57	674	205	179	40	1,131	302	26.70%
5/23/2025	257	52	799	151	175	46	1,231	249	20.23%
Totals	535	109	1,473	356	354	86	2,362	551	23.33%

Christa Mc Auliffe Middle School, Palm Beach County


STUDY LOCATION: Le Chalet Blvd	
SCHOOL ZONE SPEED LIMIT (During Enforced Hrs):	20 MPH
SPEED LIMIT (During Normal Hrs):	40 MPH
VIOLATION TRIGGER SPEED:	31 MPH and 51 MPH (Respectively)
SCHOOL ZONE HOURS OF OPERATION:	8:30 AM – 9:30 AM / 3:45 PM – 4:45 PM
STUDY DATE & TIME:	05-21/22-2025 (2 Days), 6:00 AM – 6:00 PM
TRAFFIC STUDY VEHICLE COUNT:	7,262
WEATHER CONDITIONS:	FAIR, NO RAIN
# OF LANES:	ONE LANE PER DIRECTION
DIRECTION:	WESTBOUND – EASTBOUND
VIOLATIONS DETECTED:	540



Christa Mc Auliffe Middle School, Palm Beach County



Speeding Vehicles



	8:00	9:00	10:00	11:00	12:00	13:00	14:00	15:00	16:00	Total
31+ MPH	43	64	0	0	0	0	0	42	72	221
51+ MPH	0	13	38	56	50	65	73	24	0	319
Total	43	77	38	56	50	65	73	66	72	540

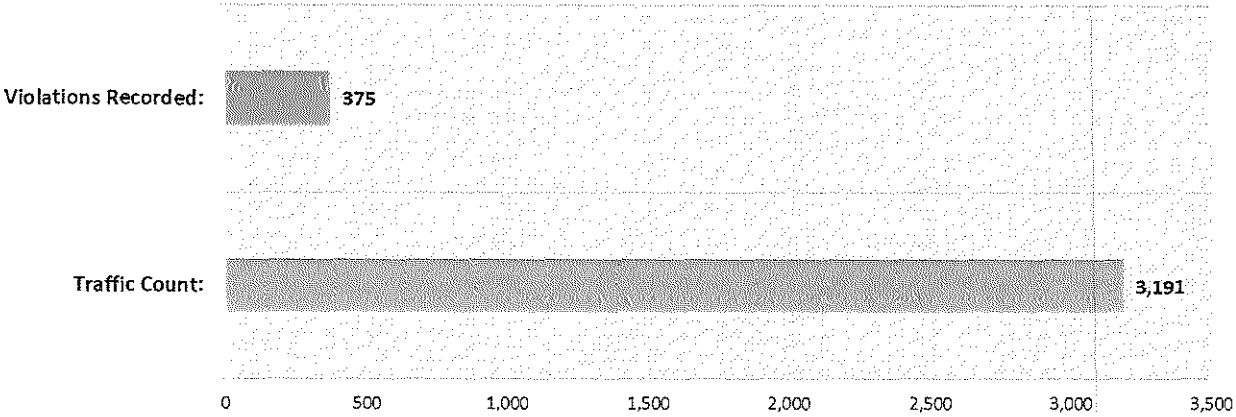
Study Dates	8:30am - 9:30am		9:30am - 3:45pm		3:45pm - 4:45pm		Total Vehicle Count	Total # of Violators	Overall % of Violators
	Vehicle Count	# of Violators	Vehicle Count	# of Violators	Vehicle Count	# of Violators			
5/21/2025	618	57	2,410	173	649	47	3,677	277	7.53%
5/22/2025	632	50	2,302	146	651	67	3,585	263	7.34%
Totals	1,250	107	4,712	319	1,300	114	7,262	540	7.44%

Discovery Key Elementary School, Palm Beach County

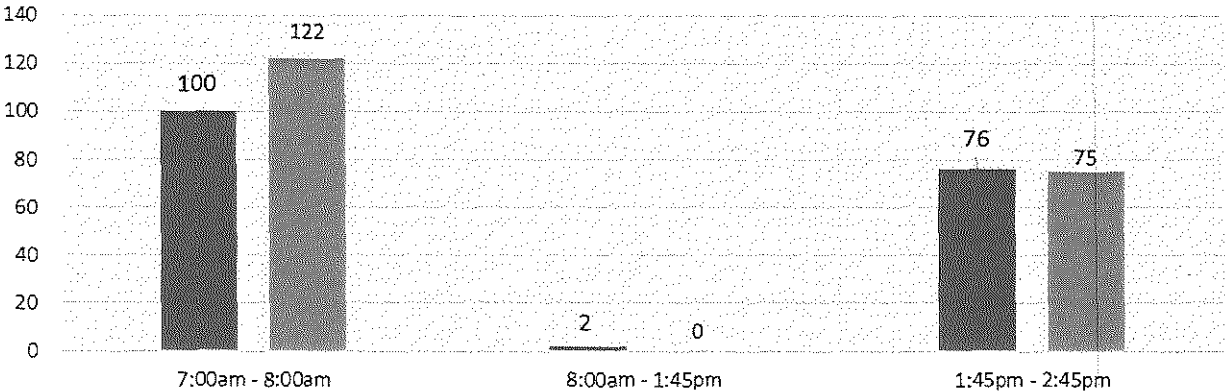
STUDY LOCATION: Lyons Rd	
SCHOOL ZONE SPEED LIMIT (During Enforced Hrs):	20 MPH
SPEED LIMIT (During Normal Hrs):	40 MPH
VIOLATION TRIGGER SPEED:	31 MPH and 51 MPH (Respectively)
SCHOOL ZONE HOURS OF OPERATION:	7:00 AM – 8:00 AM / 1:45 PM – 2:45 PM
STUDY DATE & TIME:	05-21/22-2025 (2 Days), 6:00 AM – 6:00 PM
TRAFFIC STUDY VEHICLE COUNT:	3,191
WEATHER CONDITIONS:	FAIR, NO RAIN
# OF LANES:	ONE LANE PER DIRECTION
DIRECTION:	NORTHBOUND – SOUTHBOUND
VIOLATIONS DETECTED:	375



Discovery Key Elementary School, Palm Beach County



Speeding Vehicles

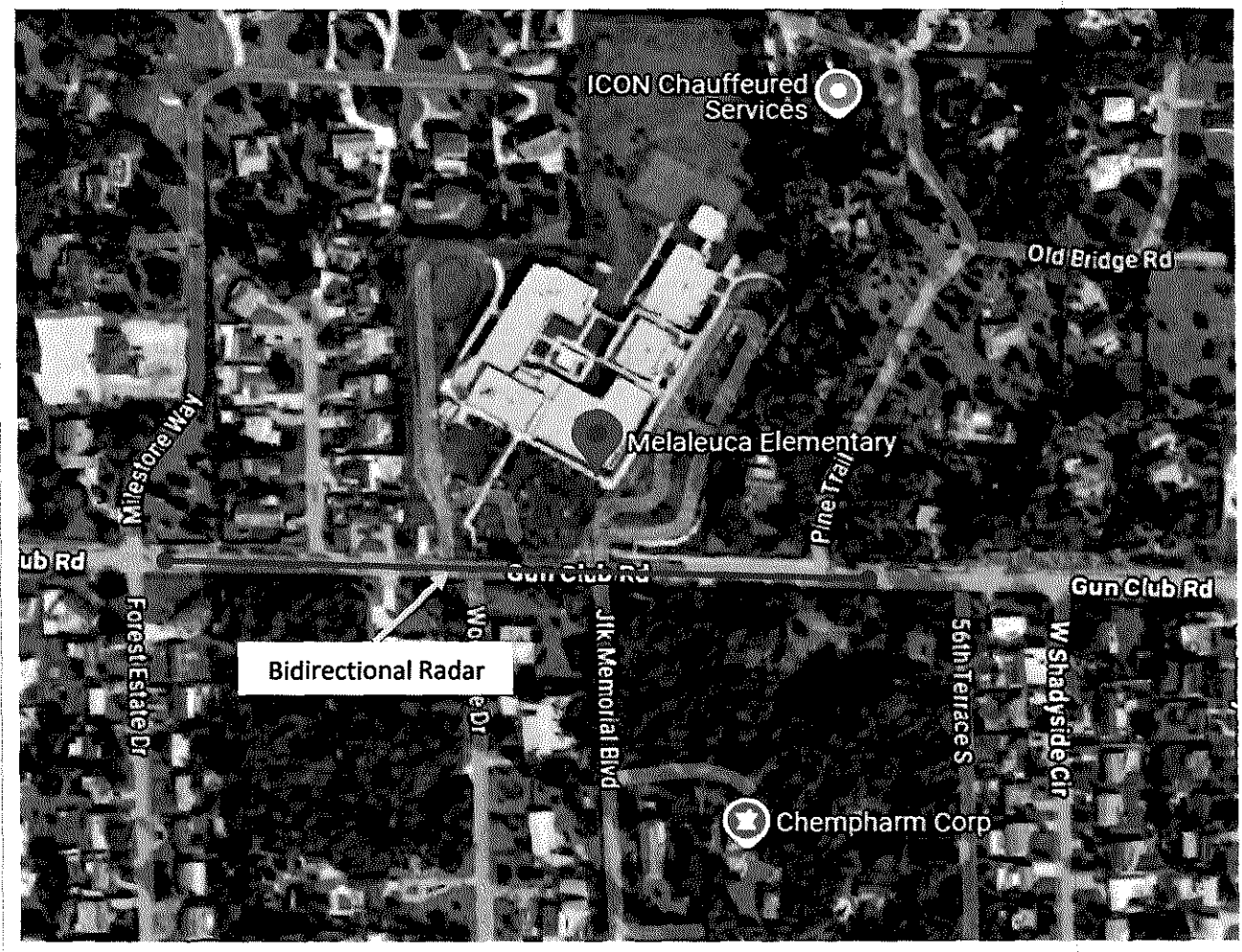


	7:00	8:00	9:00	10:00	11:00	12:00	13:00	14:00	Total
31+ MPH	222	0	0	0	0	0	23	128	373
51+ MPH	0	0	0	2	0	0	0	0	2
Total	222	0	0	2	0	0	23	128	375

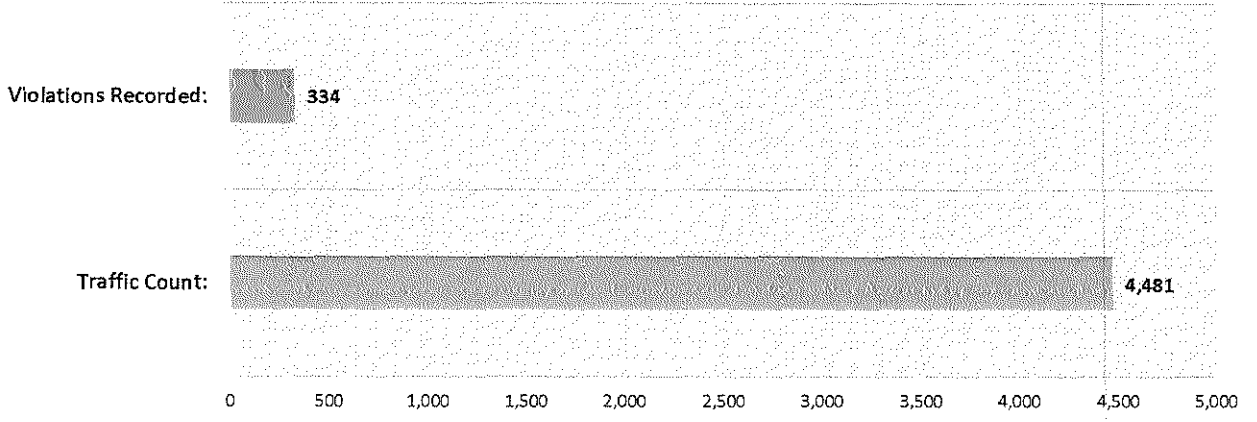
Study Dates	7:00am - 8:00am		8:00am - 1:45pm		1:45pm - 2:45pm		Total Vehicle Count	Total # of Violators	Overall % of Violators
	Vehicle Count	# of Violators	Vehicle Count	# of Violators	Vehicle Count	# of Violators			
5/21/2025	730	100	494	2	332	76	1,556	178	11.44%
5/22/2025	762	122	524	0	349	75	1,635	197	12.05%
Totals	1,492	222	1,018	2	681	151	3,191	375	11.75%

Melaleuca Elementary School, Palm Beach County

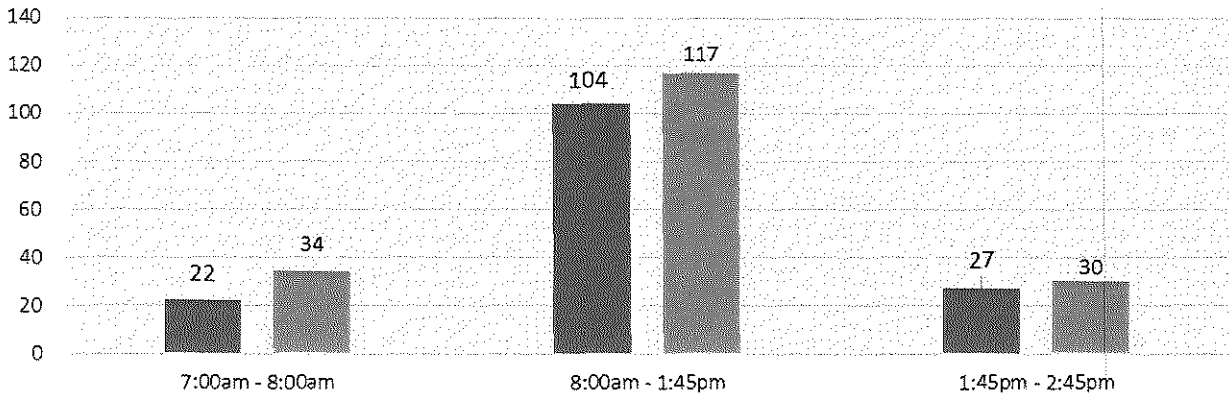
STUDY LOCATION: Gun Club Rd	
SCHOOL ZONE SPEED LIMIT (During Enforced Hrs):	20 MPH
SPEED LIMIT (During Normal Hrs):	35 MPH
VIOLATION TRIGGER SPEED:	31 MPH and 46 MPH (Respectively)
SCHOOL ZONE HOURS OF OPERATION:	7:00 AM – 8:00 AM / 1:45 PM – 2:45 PM
STUDY DATE & TIME:	05-29/30-2025 (2 Days), 6:00 AM – 6:00 PM
TRAFFIC STUDY VEHICLE COUNT:	4,481
WEATHER CONDITIONS:	FAIR, NO RAIN
# OF LANES:	ONE LANE PER DIRECTION
DIRECTION:	WESTBOUND – EASTBOUND
VIOLATIONS DETECTED:	334



Melaleuca Elementary School, Palm Beach County



Speeding Vehicles




	7:00	8:00	9:00	10:00	11:00	12:00	13:00	14:00	Total
31+ MPH	56	0	0	0	0	0	17	40	113
46+ MPH	0	31	49	39	36	37	29	0	221
Total	56	31	49	39	36	37	46	40	334

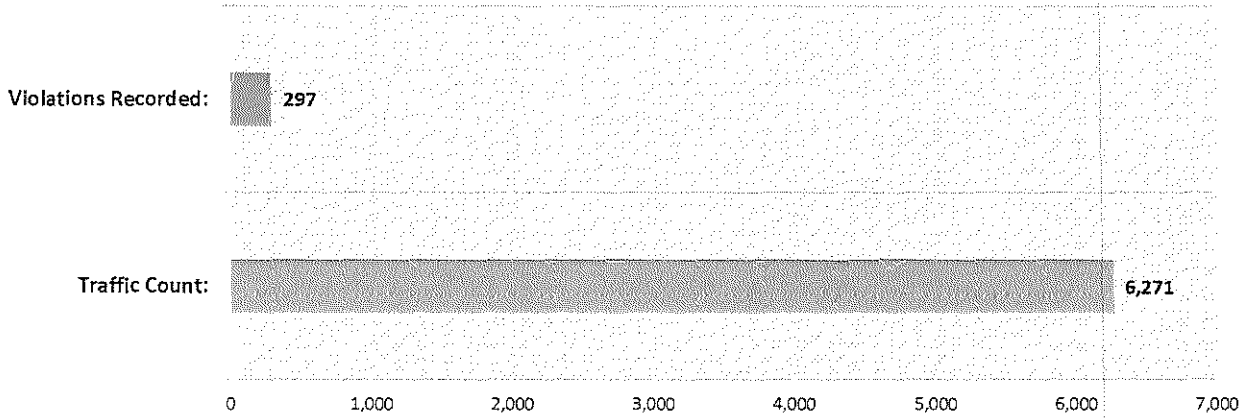
Study Dates	7:00am - 8:00am		8:00am - 1:45pm		1:45pm - 2:45pm		Total Vehicle Count	Total # of Violators	Overall % of Violators
	Vehicle Count	# of Violators	Vehicle Count	# of Violators	Vehicle Count	# of Violators			
5/29/2025	298	22	1,637	104	247	27	2,182	153	7.01%
5/30/2025	376	34	1,683	117	240	30	2,299	181	7.87%
Totals	674	56	3,320	221	487	57	4,481	334	7.45%

Meadow Park Elementary, Palm Beach County

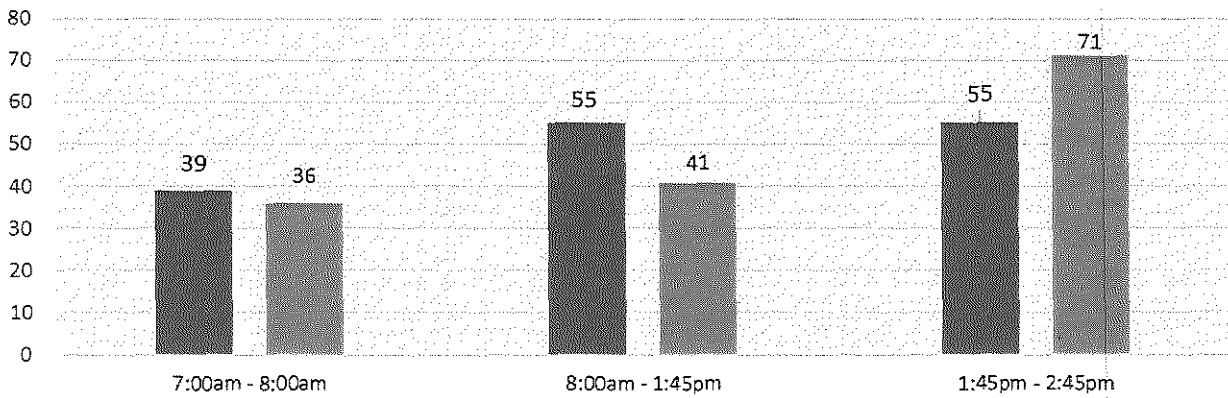
STUDY LOCATION: Florida Mando Rd	
SCHOOL ZONE SPEED LIMIT (During Enforced Hrs):	20 MPH
SPEED LIMIT (During Normal Hrs):	35 MPH
VIOLATION TRIGGER SPEED:	31 MPH and 46 MPH (Respectively)
SCHOOL ZONE HOURS OF OPERATION:	7:00 AM – 8:00 AM / 1:45 PM – 2:45 PM
STUDY DATE & TIME:	05-21/22-2025 (2 Days), 6:00 AM – 6:00 PM
TRAFFIC STUDY VEHICLE COUNT:	6,271
WEATHER CONDITIONS:	FAIR, NO RAIN
# OF LANES:	ONE LANE PER DIRECTION
DIRECTION:	NORTHBOUND – SOUTHBOUND
VIOLATIONS DETECTED:	297



Meadow Park Elementary, Palm Beach County



Speeding Vehicles

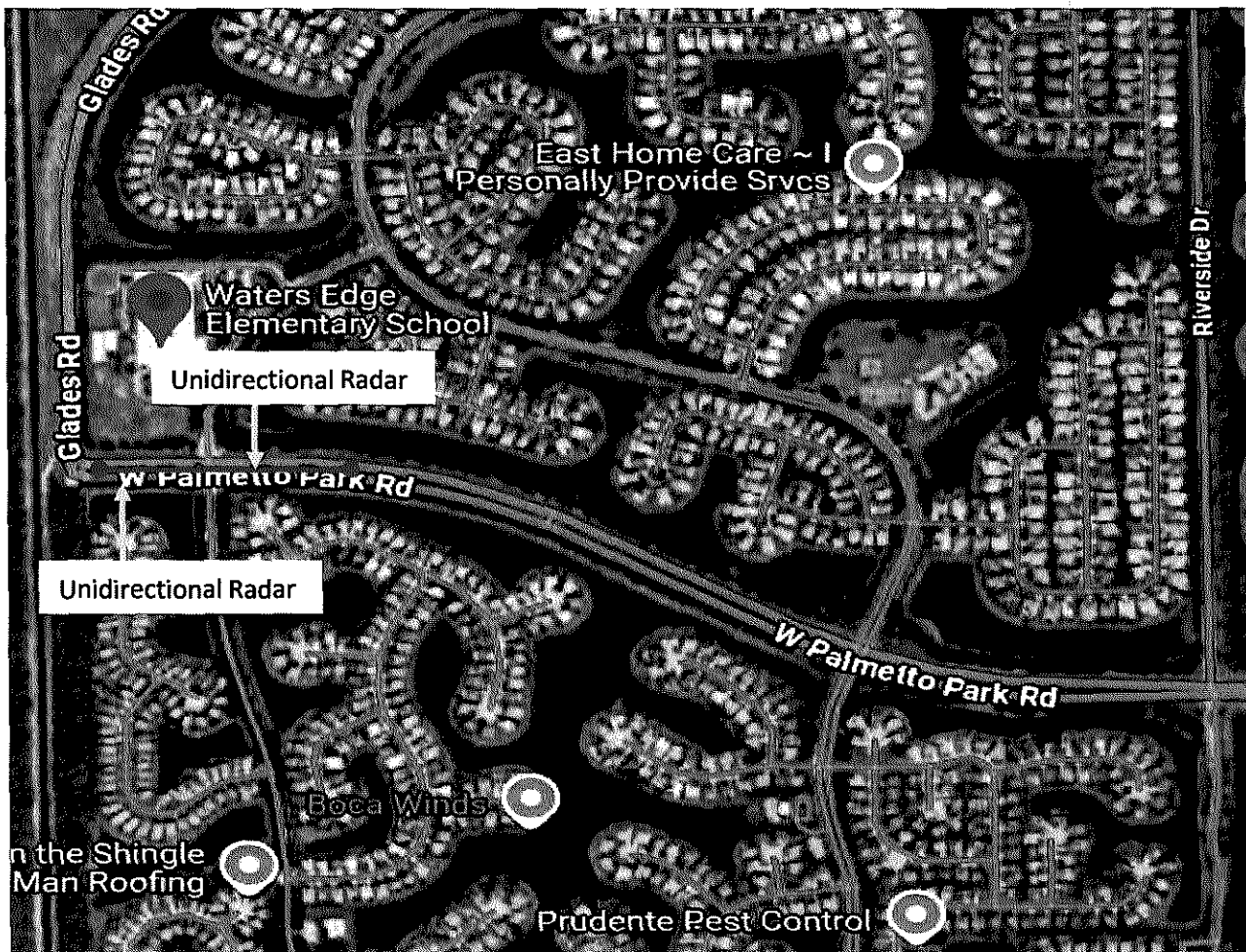


	7:00	8:00	9:00	10:00	11:00	12:00	13:00	14:00	Total
31+ MPH	75	0	0	0	0	0	29	97	201
46+ MPH	0	10	18	20	26	14	8	0	96
Total	75	10	18	20	26	14	37	97	297

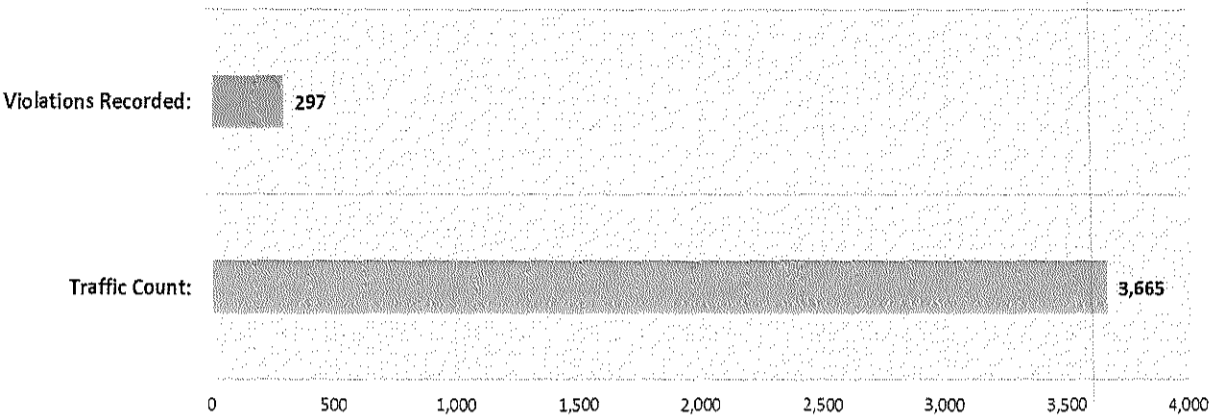
Study Dates	7:00am - 8:00am		8:00am - 1:45pm		1:45pm - 2:45pm		Total Vehicle Count	Total # of Violators	Overall % of Violators
	Vehicle Count	# of Violators	Vehicle Count	# of Violators	Vehicle Count	# of Violators			
5/21/2025	585	39	2,124	55	428	55	3,137	149	4.75%
5/22/2025	619	36	2,089	41	426	71	3,134	148	4.72%
Totals	1,204	75	4,213	96	854	126	6,271	297	4.74%

Waters Edge Elementary School, Palm Beach County

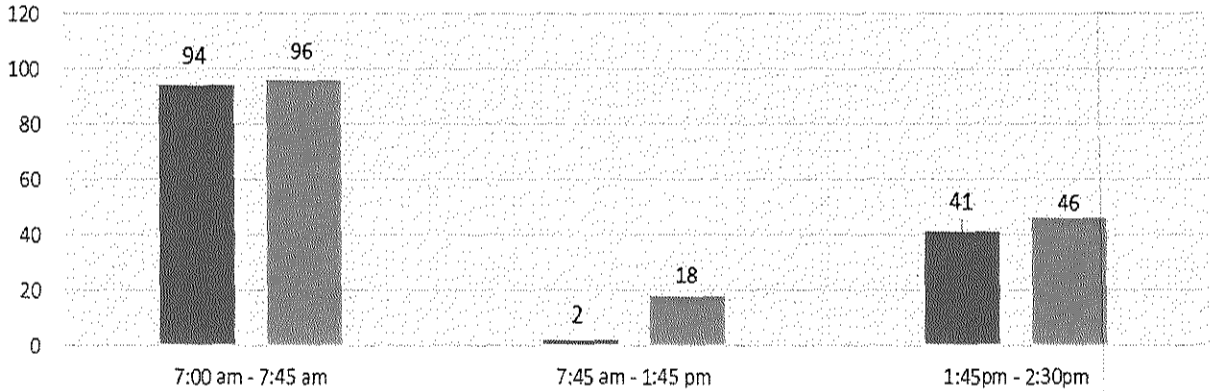
STUDY LOCATION: W Palmetto Park	
SCHOOL ZONE SPEED LIMIT (During Enforced Hrs):	20 MPH
SPEED LIMIT (During Normal Hrs):	45 MPH
VIOLATION TRIGGER SPEED:	31 MPH and 56 MPH (Respectively)
SCHOOL ZONE HOURS OF OPERATION:	7:00 AM – 7:45 AM / 1:45 PM – 2:30 PM
STUDY DATE & TIME:	05-21/22-2025 (2 Days), 6:00 AM – 6:00 PM
TRAFFIC STUDY VEHICLE COUNT:	3,665
WEATHER CONDITIONS:	FAIR, NO RAIN
# OF LANES:	TWO LANES PER DIRECTION
DIRECTION:	WESTBOUND – EASTBOUND
VIOLATIONS DETECTED:	297



Water Edge Elementary School, Palm Beach County



Speeding Vehicles



	7:00	8:00	9:00	10:00	11:00	12:00	13:00	14:00	Total
31+ MPH	190	0	0	0	0	0	43	44	277
56+ MPH	0	0	3	2	8	6	1	0	20
Total	190	0	3	2	8	6	44	44	297

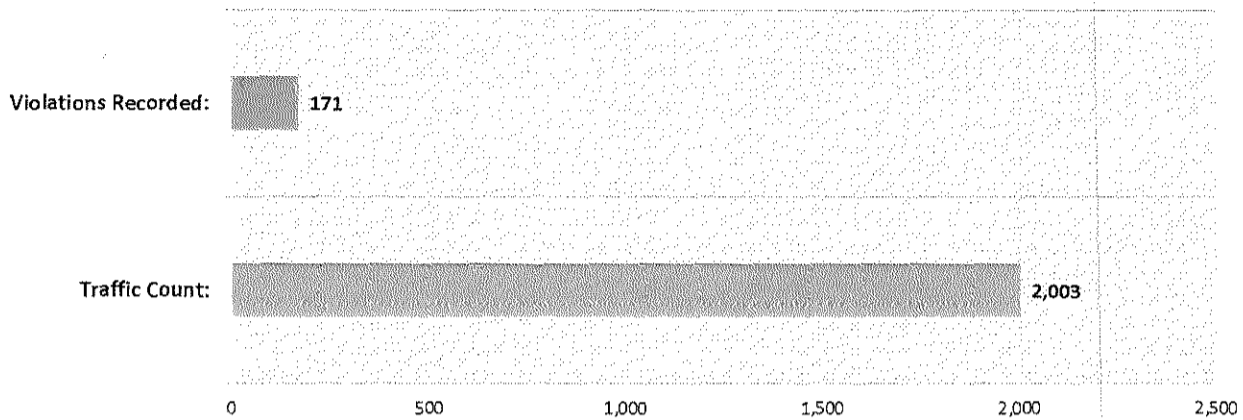
Study Dates	7:00am - 7:45am		7:45am - 1:45pm		1:45pm - 2:30pm		Total Vehicle Count	Total # of Violators	Overall % of Violators
	Vehicle Count	# of Violators	Vehicle Count	# of Violators	Vehicle Count	# of Violators			
05/21/2025	576	94	1,013	2	210	41	1,799	137	7.62%
05/22/2025	584	96	1,061	18	221	46	1,866	160	8.57%
Totals	1,160	190	2,074	20	431	87	3,665	297	8.10%

Del Prado Elementary School, Palm Beach County


STUDY LOCATION: Del Prado Cir N	
SCHOOL ZONE SPEED LIMIT (During Enforced Hrs):	20 MPH
SPEED LIMIT (During Normal Hrs):	30 MPH
VIOLATION TRIGGER SPEED:	31 MPH and 41 MPH (Respectively)
SCHOOL ZONE HOURS OF OPERATION:	7:00 AM – 8:00 AM / 1:45 PM – 2:45 PM
STUDY DATE & TIME:	05-21/22-2025 (2 Days), 6:00 AM – 6:00 PM
TRAFFIC STUDY VEHICLE COUNT:	2,003
WEATHER CONDITIONS:	FAIR, NO RAIN
# OF LANES:	ONE LANE PER DIRECTION
DIRECTION:	NORTHBOUND – SOUTHBOUND
VIOLATIONS DETECTED:	171



Del Prado Elementary School, Palm Beach County



Speeding Vehicles




	7:00	8:00	9:00	10:00	11:00	12:00	13:00	14:00	Total
31+ MPH	70	0	0	0	0	0	16	47	133
41+ MPH	0	9	7	7	3	9	3	0	38
Total	70	9	7	7	3	9	19	47	171

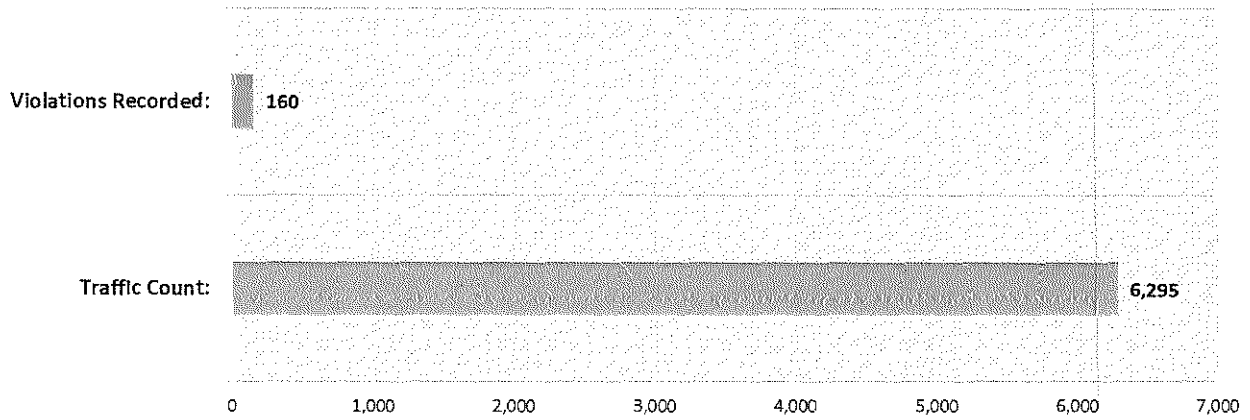
Study Dates	7:00am - 8:00am		8:00am - 1:45pm		1:45pm - 2:45pm		Total Vehicle Count	Total # of Violators	Overall % of Violators
	Vehicle Count	# of Violators	Vehicle Count	# of Violators	Vehicle Count	# of Violators			
5/22/2025	374	42	471	16	180	29	1,025	87	8.49%
5/23/2025	331	28	479	22	168	34	978	84	8.59%
Totals	705	70	950	38	348	63	2,003	171	8.54%

Benoist Farms Elementary School, Palm Beach County


STUDY LOCATION: Benoist Farms Rd	
SCHOOL ZONE SPEED LIMIT (During Enforced Hrs):	20 MPH
SPEED LIMIT (During Normal Hrs):	40 MPH
VIOLATION TRIGGER SPEED:	31 MPH and 51 MPH (Respectively)
SCHOOL ZONE HOURS OF OPERATION:	7:00 AM – 8:00 AM / 1:45 PM – 2:45 PM
STUDY DATE & TIME:	05-22/23-2025 (2 Days), 6:00 AM – 6:00 PM
TRAFFIC STUDY VEHICLE COUNT:	6,295
WEATHER CONDITIONS:	FAIR, NO RAIN
# OF LANES:	ONE LANE PER DIRECTION
DIRECTION:	NORTHBOUND – SOUTHBOUND
VIOLATIONS DETECTED:	160



Seminole Trails Elementary School, Palm Beach County



Speeding Vehicles



	7:00	8:00	9:00	10:00	11:00	12:00	13:00	14:00	Total
31+ MPH	54	0	0	0	0	0	28	47	129
51+ MPH	0	4	6	4	5	10	2	0	31
Total	54	4	6	4	5	10	30	47	160

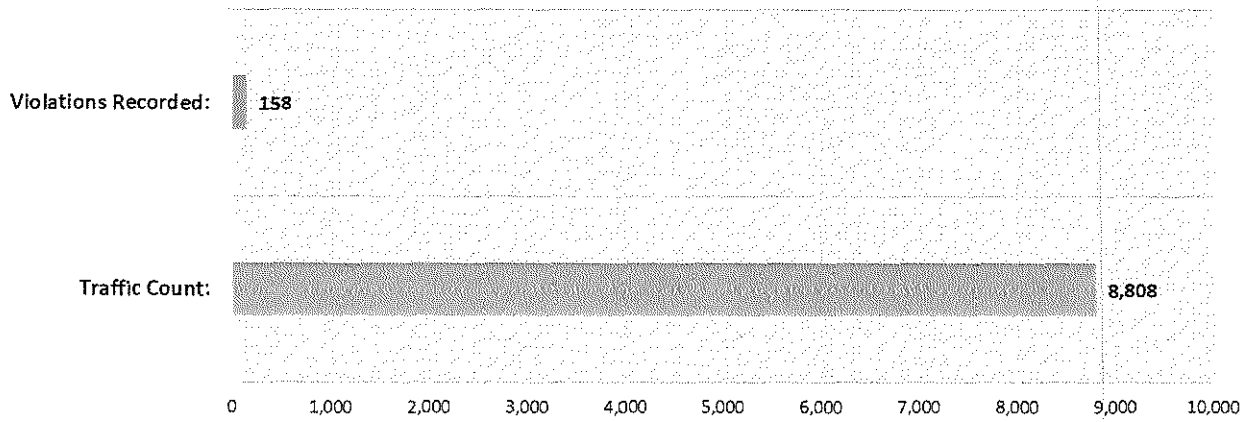
Study Dates	7:00am - 8:00am		8:00am - 1:45pm		1:45pm - 2:45pm		Total Vehicle Count	Total # of Violators	Overall % of Violators
	Vehicle Count	# of Violators	Vehicle Count	# of Violators	Vehicle Count	# of Violators			
5/22/2025	469	23	2,168	10	306	35	2,943	68	2.31%
5/23/2025	550	31	2,489	21	313	40	3,352	92	2.74%
Totals	1,019	54	4,657	31	619	75	6,295	160	2.54%

Berkshire Elementary School, Palm Beach County


STUDY LOCATION: Kirk Rd	
SCHOOL ZONE SPEED LIMIT (During Enforced Hrs):	20 MPH
SPEED LIMIT (During Normal Hrs):	35 MPH
VIOLATION TRIGGER SPEED:	31 MPH and 46 MPH (Respectively)
SCHOOL ZONE HOURS OF OPERATION:	7:00 AM – 8:00 AM / 1:45 PM – 2:45 PM
STUDY DATE & TIME:	05-21/22-2025 (2 Days), 6:00 AM – 6:00 PM
TRAFFIC STUDY VEHICLE COUNT:	8,808
WEATHER CONDITIONS:	FAIR, NO RAIN
# OF LANES:	ONE LANE PER DIRECTION
DIRECTION:	NORTHBOUND – SOUTHBOUND
VIOLATIONS DETECTED:	158



Berkshire Elementary School, Palm Beach County



Speeding Vehicles



	7:00	8:00	9:00	10:00	11:00	12:00	13:00	14:00	Total
31+ MPH	23	0	0	0	0	0	6	84	113
46+ MPH	0	0	2	13	11	12	7	0	45
Total	23	0	2	13	11	12	13	84	158

Study Dates	7:00am - 8:00am		8:00am - 1:45pm		1:45pm - 2:45pm		Total Vehicle Count	Total # of Violators	Overall % of Violators
	Vehicle Count	# of Violators	Vehicle Count	# of Violators	Vehicle Count	# of Violators			
5/21/2025	453	8	3,485	21	480	49	4,418	78	1.77%
5/22/2025	468	15	3,410	24	512	41	4,390	80	1.82%
Totals	921	23	6,895	45	992	90	8,808	158	1.79%

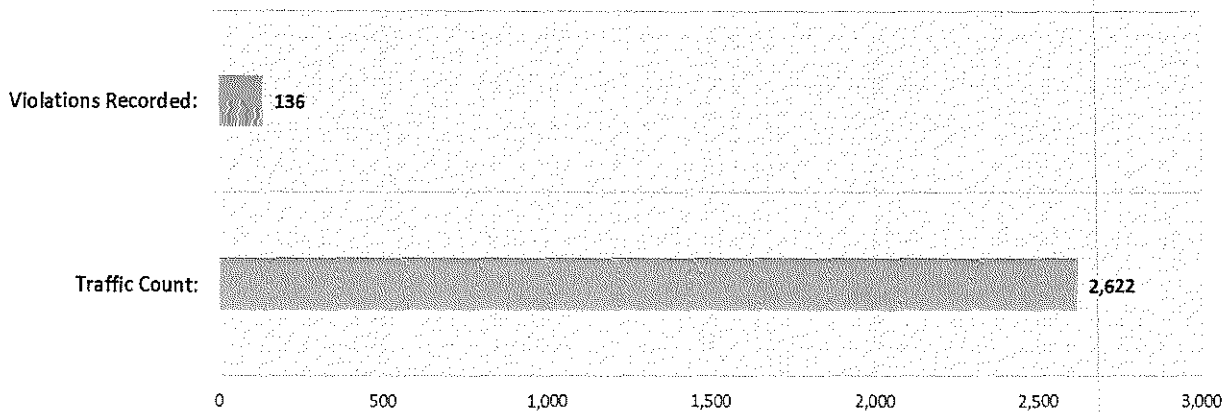
Florida Schools Speed Study

Whispering Pines Elementary School, Palm Beach County

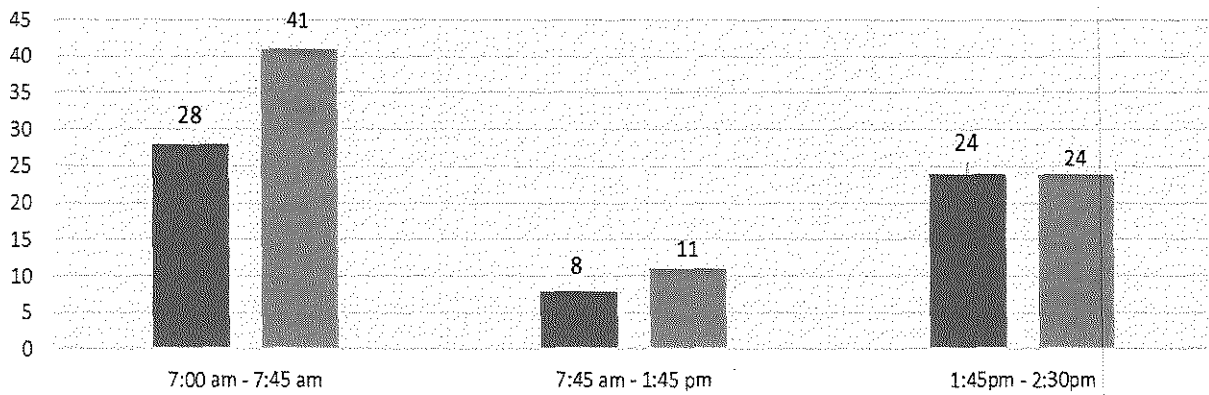
STUDY LOCATION: Spanish Isles Blvd	
SCHOOL ZONE SPEED LIMIT (During Enforced Hrs):	20 MPH
SPEED LIMIT (During Normal Hrs):	45 MPH
VIOLATION TRIGGER SPEED:	31 MPH and 56 MPH (Respectively)
SCHOOL ZONE HOURS OF OPERATION:	7:00 AM – 7:45 AM / 1:45 PM – 2:30 PM
STUDY DATE & TIME:	05-21/22-2025 (2 Days), 6:00 AM – 6:00 PM
TRAFFIC STUDY VEHICLE COUNT:	2,622
WEATHER CONDITIONS:	FAIR, NO RAIN
# OF LANES:	ONE LANE PER DIRECTION
DIRECTION:	WESTBOUND – EASTBOUND
VIOLATIONS DETECTED:	136



Whispering Pines Elementary School, Palm Beach County



Speeding Vehicles



	7:00	8:00	9:00	10:00	11:00	12:00	13:00	14:00	Total
31+ MPH	69	0	0	0	0	0	15	33	117
56+ MPH	0	1	1	7	8	2	0	0	19
Total	69	1	1	7	8	2	15	33	136

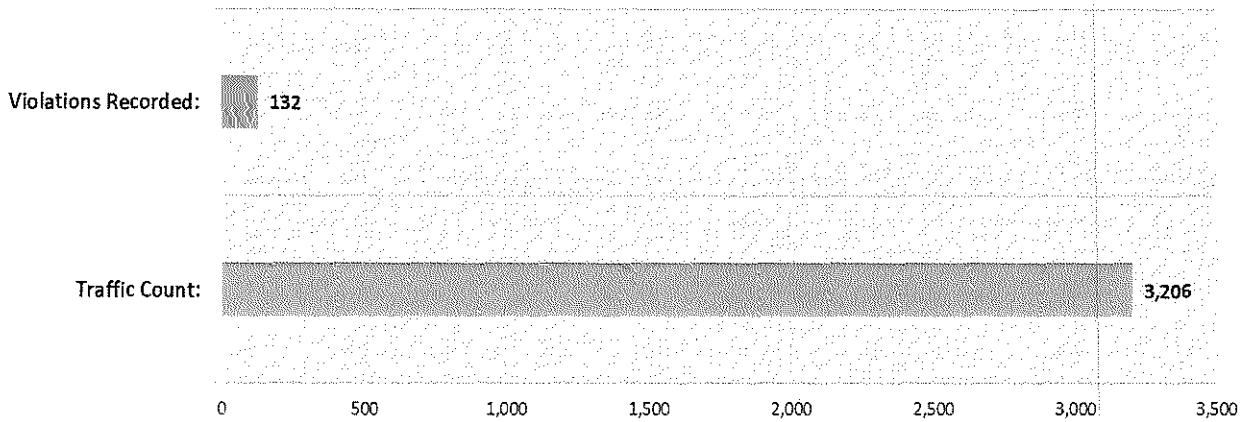
Study Dates	7:00am - 7:45am		7:45am - 1:45pm		1:45pm - 2:30pm		Total Vehicle Count	Total # of Violators	Overall % of Violators
	Vehicle Count	# of Violators	Vehicle Count	# of Violators	Vehicle Count	# of Violators			
05/21/2025	286	28	860	8	164	24	1,310	60	4.58%
05/22/2025	285	41	881	11	146	24	1,312	76	5.79%
Totals	571	69	1,741	19	310	48	2,622	136	5.19%

Coral Sunset Elementary School, Palm Beach County

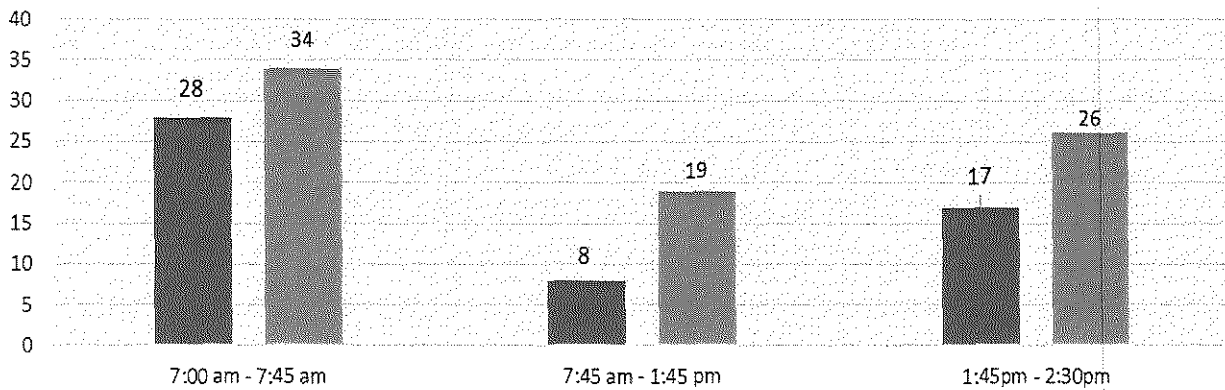
STUDY LOCATION: Hammock St	
SCHOOL ZONE SPEED LIMIT (During Enforced Hrs):	20 MPH
SPEED LIMIT (During Normal Hrs):	30 MPH
VIOLATION TRIGGER SPEED:	31 MPH and 41 MPH (Respectively)
SCHOOL ZONE HOURS OF OPERATION:	7:00 AM – 7:45 AM / 1:45 PM – 2:30 PM
STUDY DATE & TIME:	05-21/22-2025 (2 Days), 6:00 AM – 6:00 PM
TRAFFIC STUDY VEHICLE COUNT:	3,206
WEATHER CONDITIONS:	FAIR, NO RAIN
# OF LANES:	ONE LANE PER DIRECTION
DIRECTION:	NORTHBOUND – SOUTHBOUND
VIOLATIONS DETECTED:	132



Coral Sunset Elementary School, Palm Beach County



Speeding Vehicles



	7:00	8:00	9:00	10:00	11:00	12:00	13:00	14:00	15:00	16:00	Total
31+ MPH	62	0	0	0	0	0	12	31	0	0	105
41+ MPH	0	5	4	2	9	5	2	0	0	0	27
Total	62	5	4	2	9	5	14	31	0	0	132

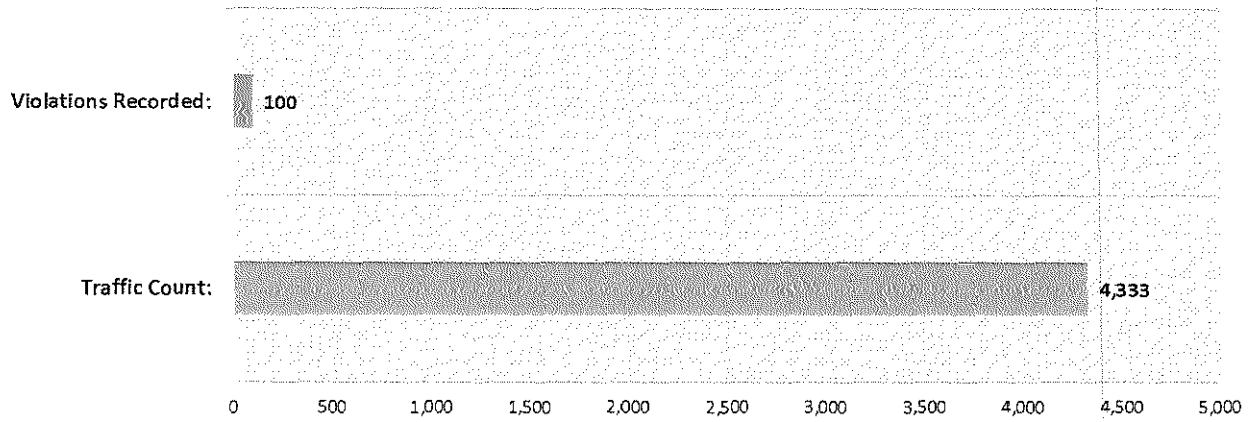
Study Dates	7:00am - 7:45am		7:45am - 1:45pm		1:45pm - 2:30pm		Total Vehicle Count	Total # of Violators	Overall % of Violators
	Vehicle Count	# of Violators	Vehicle Count	# of Violators	Vehicle Count	# of Violators			
05/21/2025	347	28	1,073	8	161	17	1,581	53	3.35%
05/22/2025	343	34	1,115	19	167	26	1,625	79	4.86%
Totals	690	62	2,188	27	328	43	3,206	132	4.12%

Indian Pines Elementary School, Palm Beach County

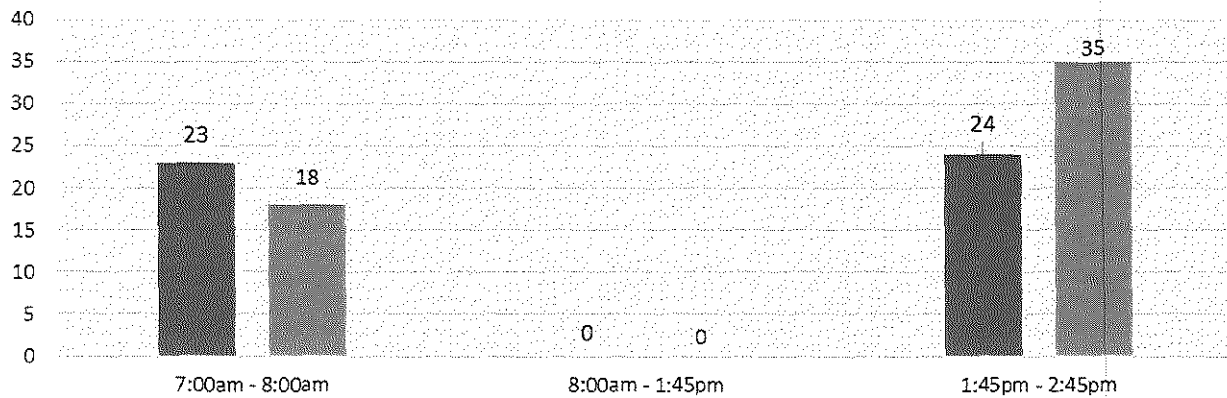
STUDY LOCATION: Oak Royal Dr	
SCHOOL ZONE SPEED LIMIT (During Enforced Hrs):	20 MPH
SPEED LIMIT (During Normal Hrs):	35 MPH
VIOLATION TRIGGER SPEED:	31 MPH and 46 MPH (Respectively)
SCHOOL ZONE HOURS OF OPERATION:	7:00 AM – 8:00 AM / 1:45 PM – 2:45 PM
STUDY DATE & TIME:	05-21/22-2025 (2 Days), 6:00 AM – 6:00 PM
TRAFFIC STUDY VEHICLE COUNT:	4,333
WEATHER CONDITIONS:	FAIR, NO RAIN
# OF LANES:	ONE LANE PER DIRECTION
DIRECTION:	NORTHBOUND – SOUTHBOUND
VIOLATIONS DETECTED:	100



Indian Pines Elementary School, Palm Beach County



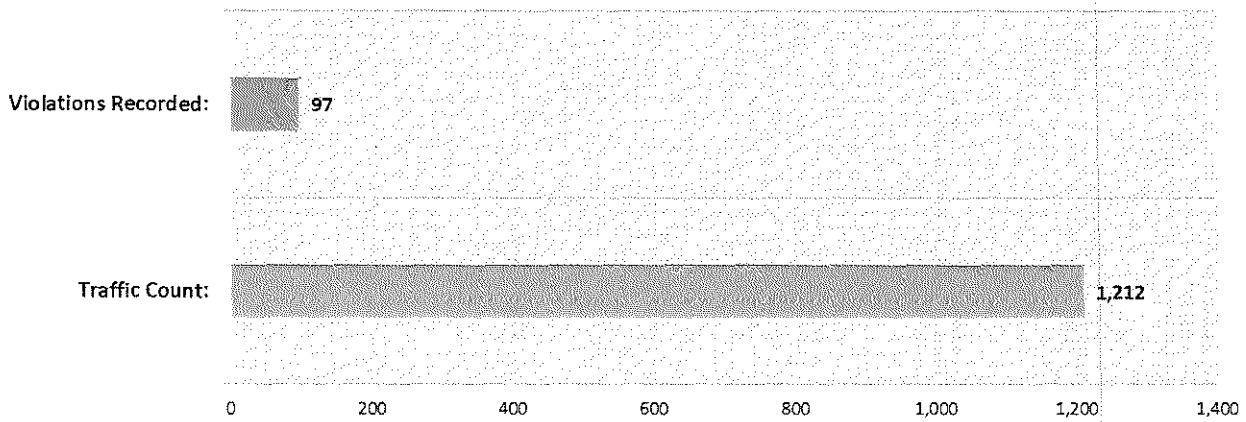
Speeding Vehicles



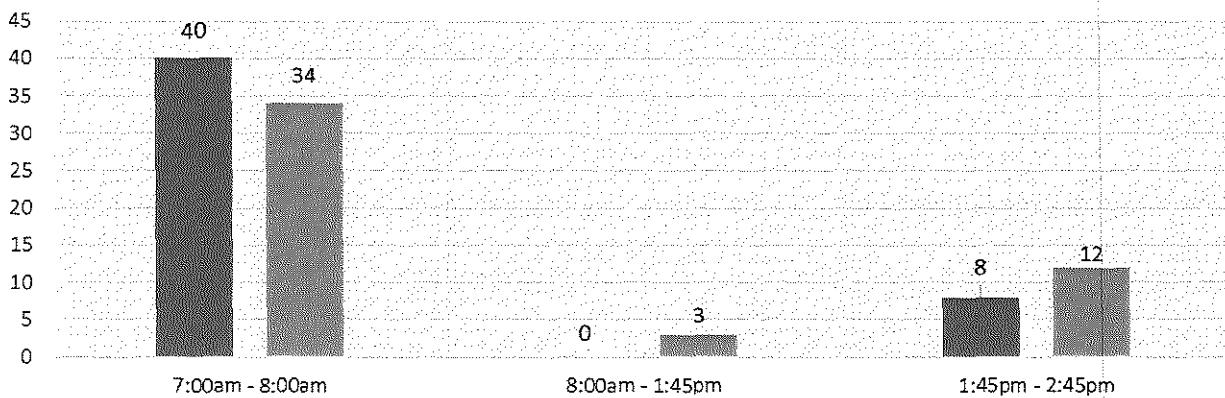
	7:00	8:00	9:00	10:00	11:00	12:00	13:00	14:00	Total
31+ MPH	41	0	0	0	0	0	18	41	100
46+ MPH	0	0	0	0	0	0	0	0	0
Total	41	0	0	0	0	0	18	41	100

Study Dates	7:00am - 8:00am		8:00am - 1:45pm		1:45pm - 2:45pm		Total Vehicle Count	Total # of Violators	Overall % of Violators
	Vehicle Count	# of Violators	Vehicle Count	# of Violators	Vehicle Count	# of Violators			
5/21/2025	408	23	1,462	0	348	24	2,218	47	2.12%
5/22/2025	384	18	1,420	0	311	35	2,115	53	2.51%
Totals	792	41	2,882	0	659	59	4,333	100	2.31%

K E Cunningham & Canal Point Elementary School, Palm Beach County



Speeding Vehicles



	7:00	8:00	9:00	10:00	11:00	12:00	13:00	14:00	Total
31+ MPH	74	0	0	0	0	0	3	17	94
46+ MPH	0	0	1	1	0	1	0	0	3
Total	74	0	1	1	0	1	3	17	97

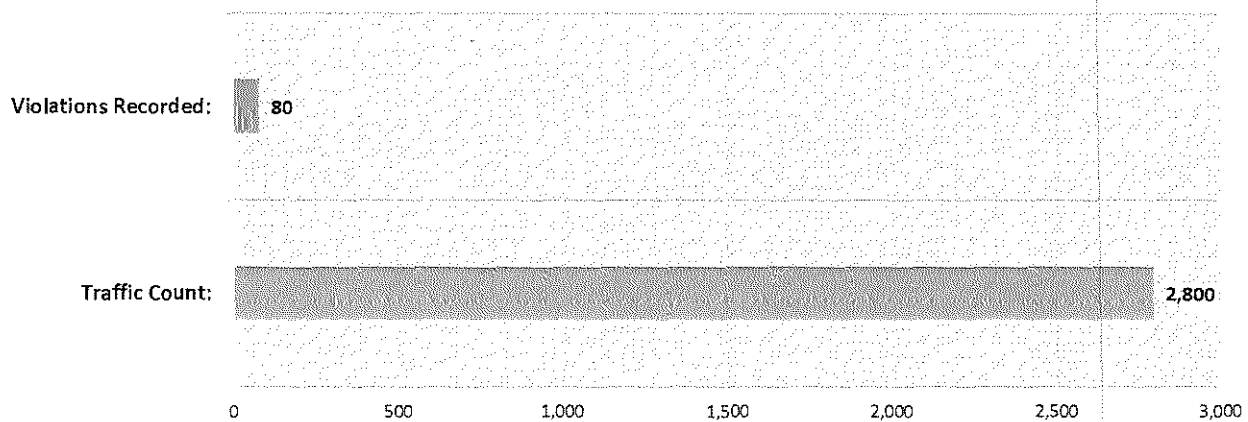
Study Dates	7:00am - 8:00am		8:00am - 1:45pm		1:45pm - 2:45pm		Total Vehicle Count	Total # of Violators	Overall % of Violators
	Vehicle Count	# of Violators	Vehicle Count	# of Violators	Vehicle Count	# of Violators			
5/22/2025	161	40	264	0	88	8	513	48	9.36%
5/23/2025	123	34	506	3	70	12	699	49	7.01%
Totals	284	74	770	3	158	20	1,212	97	8.00%

Manatee Elementary School, Palm Beach County

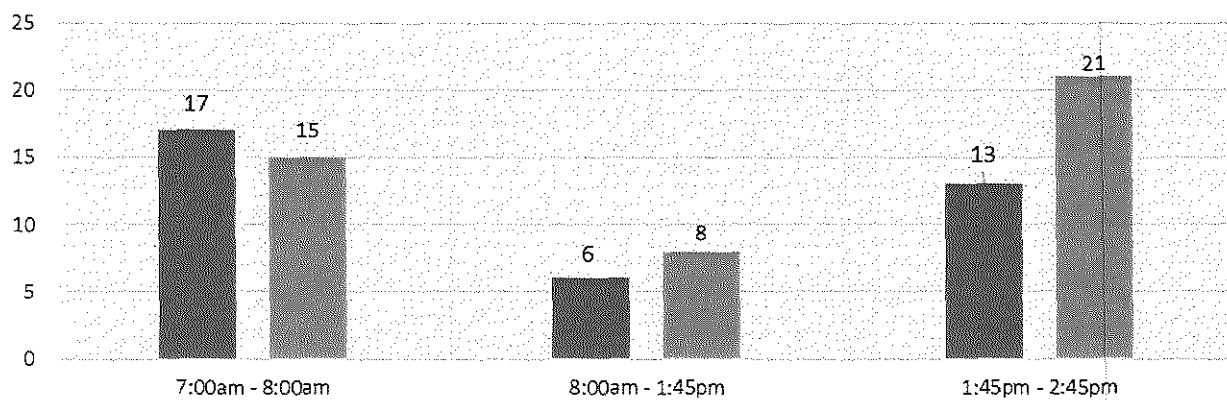
STUDY LOCATION: Charleston Shores Blvd	
SCHOOL ZONE SPEED LIMIT (During Enforced Hrs):	20 MPH
SPEED LIMIT (During Normal Hrs):	35 MPH
VIOLATION TRIGGER SPEED:	31 MPH and 46 MPH (Respectively)
SCHOOL ZONE HOURS OF OPERATION:	7:00 AM – 8:00 AM / 1:45 PM – 2:45 PM
STUDY DATE & TIME:	05-22/23-2025 (2 Days), 6:00 AM – 6:00 PM
TRAFFIC STUDY VEHICLE COUNT:	2,800
WEATHER CONDITIONS:	FAIR, NO RAIN
# OF LANES:	ONE LANE PER DIRECTION
DIRECTION:	WESTBOUND – EASTBOUND
VIOLATIONS DETECTED:	80



Manatee Elementary School, Palm Beach County



Speeding Vehicles




	7:00	8:00	9:00	10:00	11:00	12:00	13:00	14:00	Total
31+ MPH	32	0	0	0	0	0	4	30	66
46+ MPH	0	1	2	6	1	3	1	0	14
Total	32	1	2	6	1	3	5	30	80

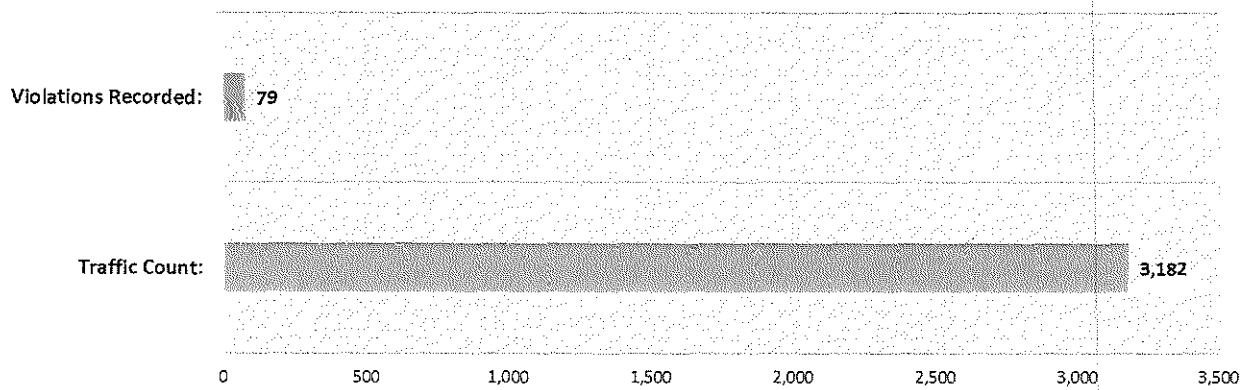
Study Dates	7:00am - 8:00am		8:00am - 1:45pm		1:45pm - 2:45pm		Total Vehicle Count	Total # of Violators	Overall % of Violators
	Vehicle Count	# of Violators	Vehicle Count	# of Violators	Vehicle Count	# of Violators			
5/22/2025	355	17	803	6	253	13	1,411	36	2.55%
5/23/2025	362	15	753	8	274	21	1,389	44	3.17%
Totals	717	32	1,556	14	527	34	2,800	80	2.86%

Hammock Pointe Elementary School, Palm Beach County


STUDY LOCATION: SW 8th St	
SCHOOL ZONE SPEED LIMIT (During Enforced Hrs):	20 MPH
SPEED LIMIT (During Normal Hrs):	30 MPH
VIOLATION TRIGGER SPEED:	31 MPH and 41 MPH (Respectively)
SCHOOL ZONE HOURS OF OPERATION:	7:00 AM – 7:45 AM / 1:45 PM – 2:30 PM
STUDY DATE & TIME:	05-21/22-2025 (2 Days), 6:00 AM – 6:00 PM
TRAFFIC STUDY VEHICLE COUNT:	3,182
WEATHER CONDITIONS:	FAIR, NO RAIN
# OF LANES:	TWO LANES PER DIRECTION
DIRECTION:	WESTBOUND – EASTBOUND
VIOLATIONS DETECTED:	79



Hammock Pointe Elementary School, Palm Beach County



Speeding Vehicles




	7:00	8:00	9:00	10:00	11:00	12:00	13:00	14:00	Total
31+ MPH	28	0	0	0	0	0	9	21	58
41+ MPH	0	2	2	6	2	6	3	0	21
Total	28	2	2	6	2	6	12	21	79

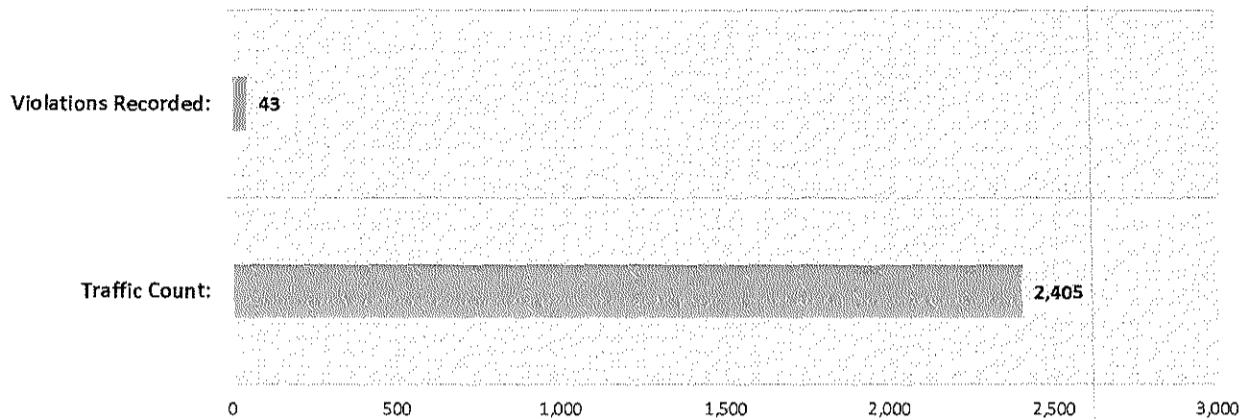
Study Dates	7:00am - 7:45am		7:45am - 1:45pm		1:45pm - 2:30pm		Total Vehicle Count	Total # of Violators	Overall % of Violators
	Vehicle Count	# of Violators	Vehicle Count	# of Violators	Vehicle Count	# of Violators			
05/21/2025	329	9	1,056	3	230	18	1,615	30	1.86%
05/22/2025	283	19	1,080	18	204	12	1,567	49	3.13%
Totals	612	28	2,136	21	434	30	3,182	79	2.48%

Hope Centennial Elementary School, Palm Beach County

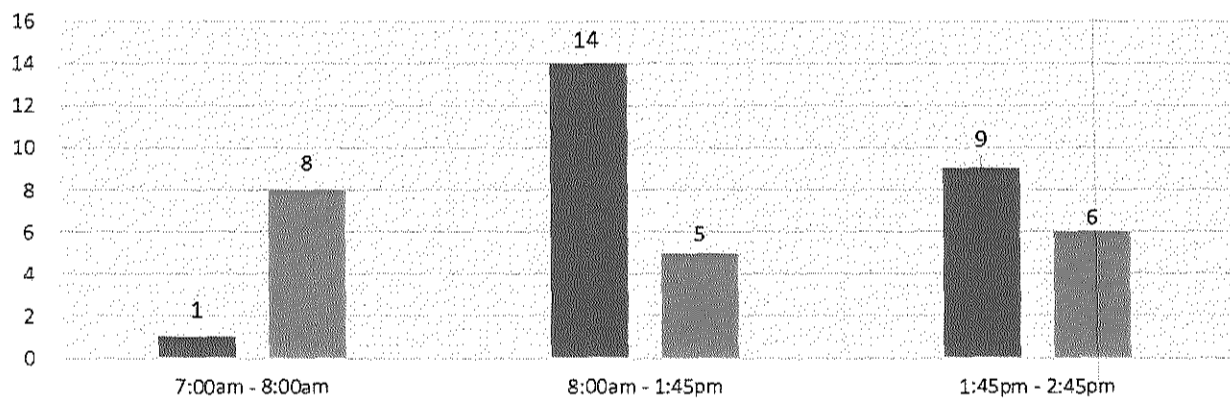
STUDY LOCATION: Stacy St	
SCHOOL ZONE SPEED LIMIT (During Enforced Hrs):	20 MPH
SPEED LIMIT (During Normal Hrs):	30 MPH
VIOLATION TRIGGER SPEED:	31 MPH and 41 MPH (Respectively)
SCHOOL ZONE HOURS OF OPERATION:	7:00 AM – 8:00 AM / 1:45 PM – 2:45 PM
STUDY DATE & TIME:	05-22/23-2025 (2 Days), 6:00 AM – 6:00 PM
TRAFFIC STUDY VEHICLE COUNT:	2,405
WEATHER CONDITIONS:	FAIR, NO RAIN
# OF LANES:	ONE LANE PER DIRECTION
DIRECTION:	WESTBOUND – EASTBOUND
VIOLATIONS DETECTED:	43



Hope Centennial Elementary School, Palm Beach County



Speeding Vehicles

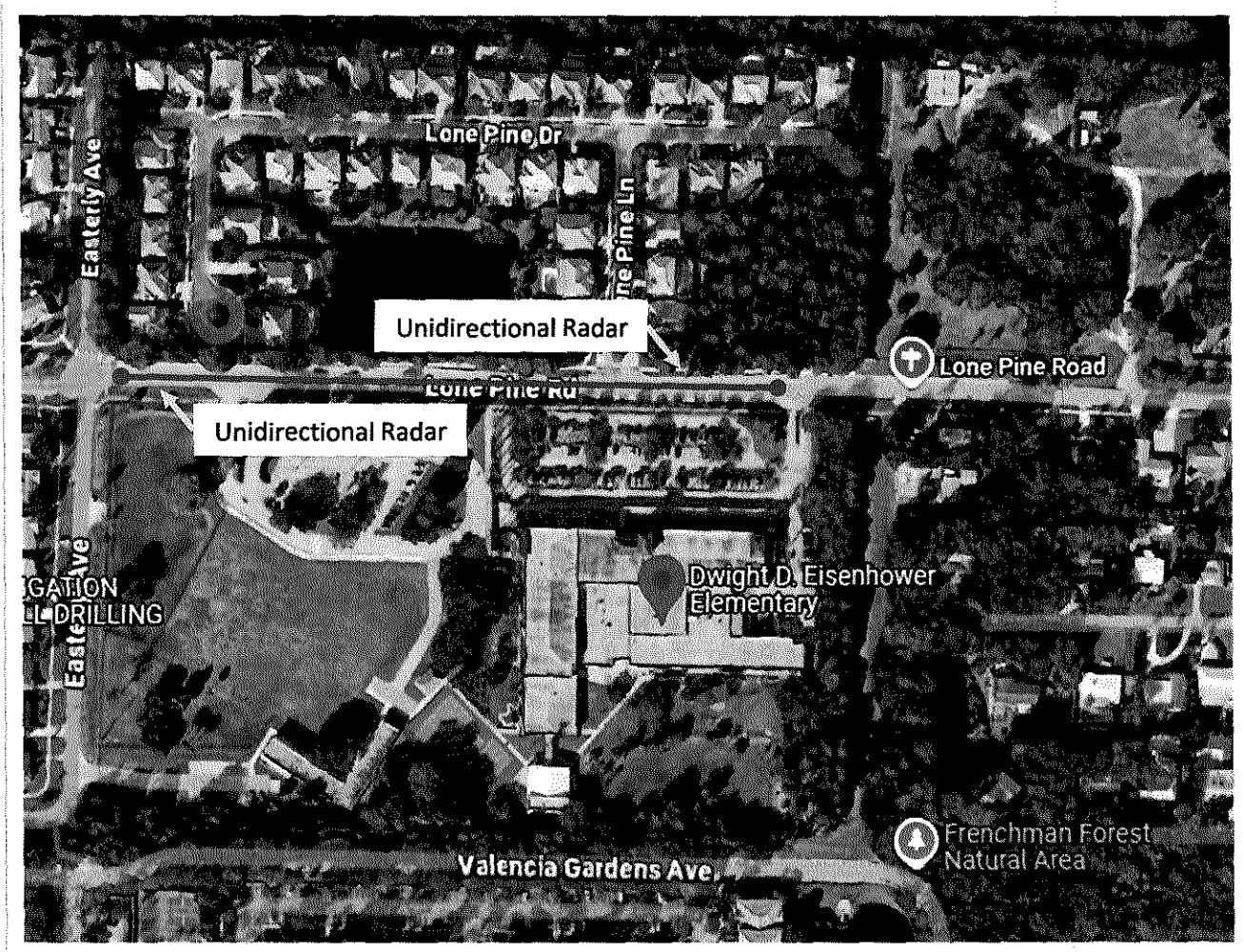


	7:00	8:00	9:00	10:00	11:00	12:00	13:00	14:00	Total
31+ MPH	9	0	0	0	0	0	4	11	24
41+ MPH	0	7	2	3	2	5	0	0	19
Total	9	7	2	3	2	5	4	11	43

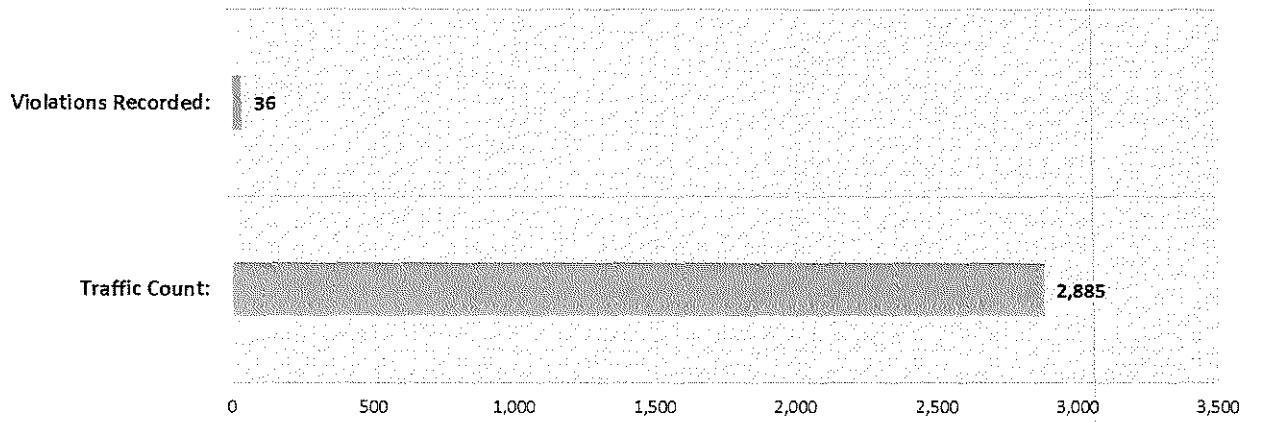
Study Dates	7:00a m - 8:00a m		8:00a m - 1:45pm		1:45pm - 2:45pm		Total Vehicle Count	Total # of Violators	Overall % of Violators
	Vehicle Count	# of Violators	Vehicle Count	# of Violators	Vehicle Count	# of Violators			
5/22/2025	364	1	650	14	174	9	1,188	24	2.02%
5/23/2025	363	8	688	5	166	6	1,217	19	1.56%
Totals	727	9	1,338	19	340	15	2,405	43	1.79%

Dwight D. Eisenhower Elementary, Palm Beach County


STUDY LOCATION: Lone Pine Rd	
SCHOOL ZONE SPEED LIMIT (During Enforced Hrs):	20 MPH
SPEED LIMIT (During Normal Hrs):	30 MPH
VIOLATION TRIGGER SPEED:	31 MPH and 41 MPH (Respectively)
SCHOOL ZONE HOURS OF OPERATION:	7:00 AM – 8:00 AM / 1:45 PM – 2:45 PM
STUDY DATE & TIME:	05-22/23-2025 (2 Days), 6:00 AM – 6:00 PM
TRAFFIC STUDY VEHICLE COUNT:	2,885
WEATHER CONDITIONS:	FAIR, NO RAIN
# OF LANES:	ONE LANE PER DIRECTION
DIRECTION:	WESTBOUND – EASTBOUND
VIOLATIONS DETECTED:	36



Dwight D. Eisenhower Elementary, Palm Beach County



Speeding Vehicles




	7:00	8:00	9:00	10:00	11:00	12:00	13:00	14:00	Total
31+ MPH	12	0	0	0	0	0	1	15	28
41+ MPH	0	1	2	0	2	2	1	0	8
Total	12	1	2	0	2	2	2	15	36

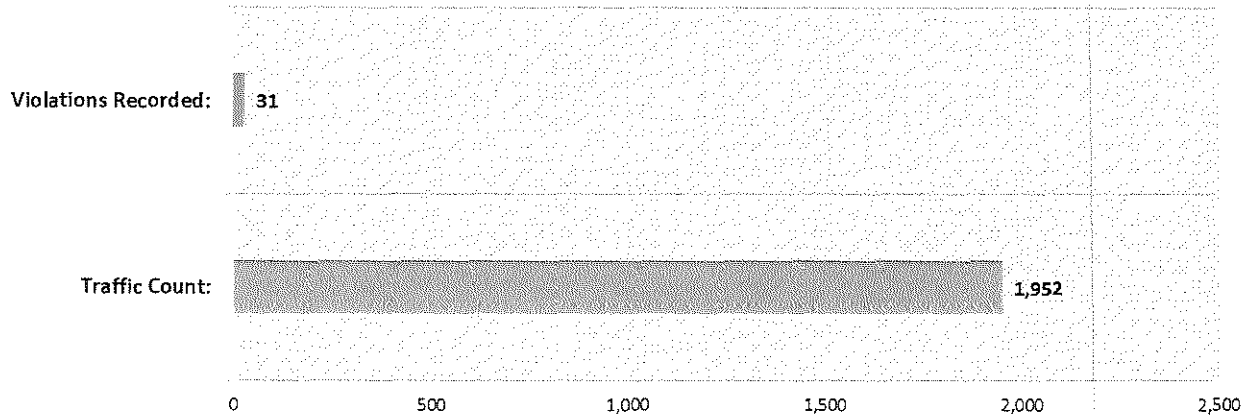
Study Dates	7:00am - 8:00am		8:00am - 1:45pm		1:45pm - 2:45pm		Total Vehicle Count	Total # of Violators	Overall % of Violators
	Vehicle Count	# of Violators	Vehicle Count	# of Violators	Vehicle Count	# of Violators			
5/22/2025	408	9	728	4	269	11	1,405	24	1.71%
5/23/2025	376	3	839	4	265	5	1,480	12	0.81%
Totals	784	12	1,567	8	534	16	2,885	36	1.25%

Starlight Cove Elementary School, Palm Beach County

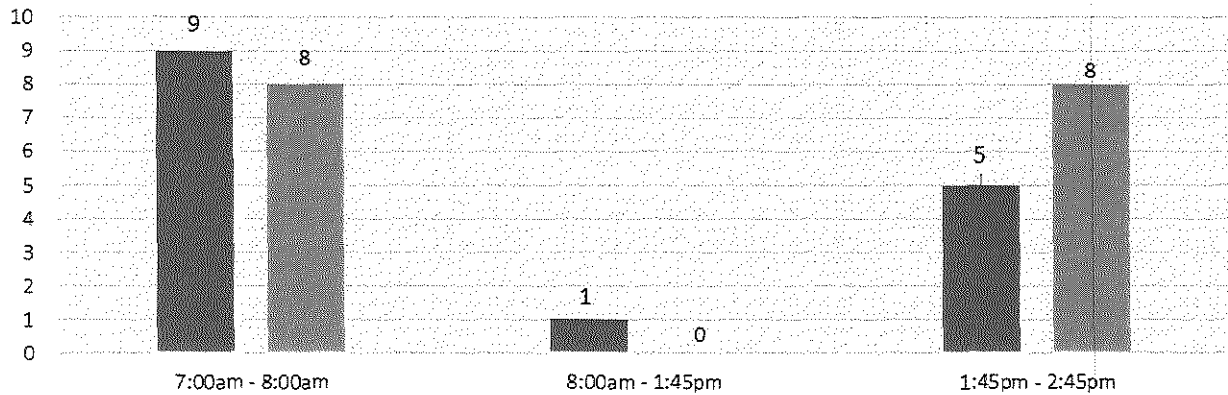
STUDY LOCATION: Seminole Dr	
SCHOOL ZONE SPEED LIMIT (During Enforced Hrs):	20 MPH
SPEED LIMIT (During Normal Hrs):	30 MPH
VIOLATION TRIGGER SPEED:	31 MPH and 41 MPH (Respectively)
SCHOOL ZONE HOURS OF OPERATION:	7:00 AM – 8:00 AM / 1:45 PM – 2:45 PM
STUDY DATE & TIME:	05-21/22-2025 (2 Days), 6:00 AM – 6:00 PM
TRAFFIC STUDY VEHICLE COUNT:	1,952
WEATHER CONDITIONS:	FAIR, NO RAIN
# OF LANES:	ONE LANE PER DIRECTION
DIRECTION:	NORTHBOUND – SOUTHBOUND
VIOLATIONS DETECTED:	31



Starlight Cove Elementary School, Palm Beach County



Speeding Vehicles



	7:00	8:00	9:00	10:00	11:00	12:00	13:00	14:00	Total
31+ MPH	17	0	0	0	0	0	3	10	30
41+ MPH	0	0	0	0	0	0	1	0	1
Total	17	0	0	0	0	0	4	10	31

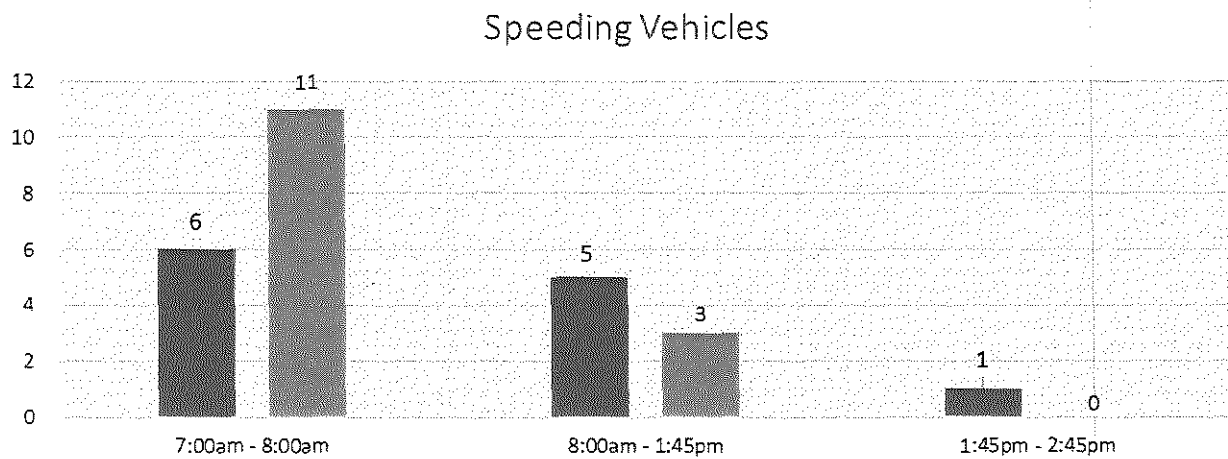
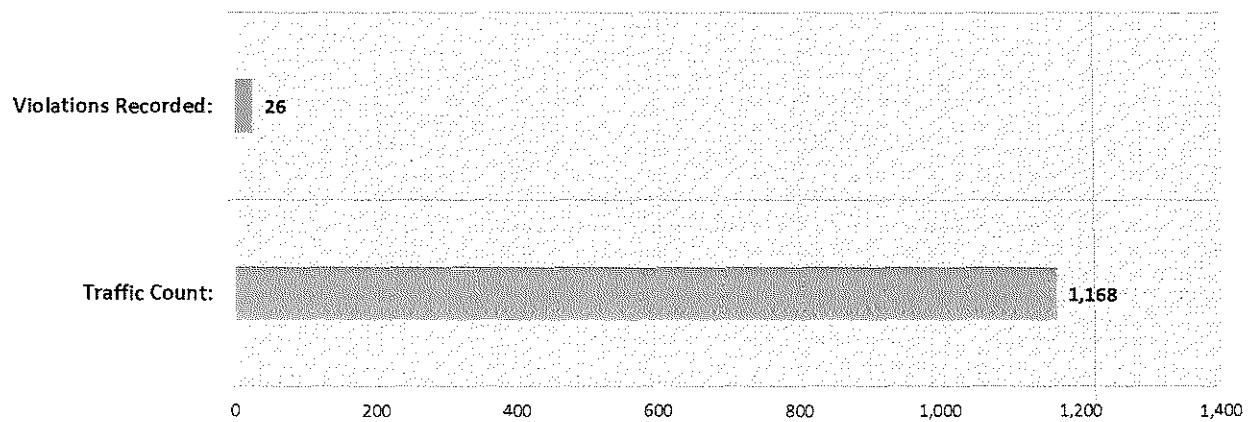
Study Dates	7:00am - 8:00am		8:00am - 1:45pm		1:45pm - 2:45pm		Total Vehicle Count	Total # of Violators	Overall % of Violators
	Vehicle Count	# of Violators	Vehicle Count	# of Violators	Vehicle Count	# of Violators			
5/21/2025	314	9	449	1	143	5	906	15	1.66%
5/22/2025	333	8	544	0	169	8	1,046	16	1.53%
Totals	647	17	993	1	312	13	1,952	31	1.59%

West Gate Elementary School, Palm Beach County

STUDY LOCATION: Osceola Dr	
SCHOOL ZONE SPEED LIMIT (During Enforced Hrs):	20 MPH
SPEED LIMIT (During Normal Hrs):	30 MPH
VIOLATION TRIGGER SPEED:	31 MPH and 41 MPH (Respectively)
SCHOOL ZONE HOURS OF OPERATION:	7:00 AM – 8:00 AM / 1:45 PM – 2:45 PM
STUDY DATE & TIME:	05-22/23-2025 (2 Days), 6:00 AM – 6:00 PM
TRAFFIC STUDY VEHICLE COUNT:	1,168
WEATHER CONDITIONS:	FAIR, NO RAIN
# OF LANES:	ONE LANE PER DIRECTION
DIRECTION:	NORTHBOUND – SOUTHBOUND
VIOLATIONS DETECTED:	26



West Gate Elementary School, Palm Beach County



	7:00	8:00	9:00	10:00	11:00	12:00	13:00	14:00	Total
31+ MPH	17	0	0	0	0	0	1	0	18
41+ MPH	0	2	1	1	3	1	0	0	8
Total	17	2	1	1	3	1	1	0	26

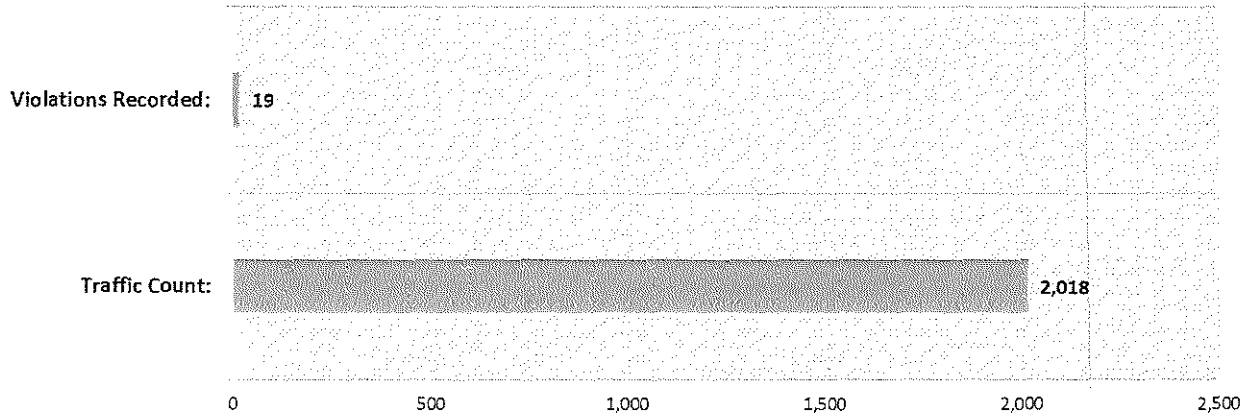
Study Dates	7:00am - 8:00am		8:00am - 1:45pm		1:45pm - 2:45pm		Total Vehicle Count	Total # of Violators	Overall % of Violators
	Vehicle Count	# of Violators	Vehicle Count	# of Violators	Vehicle Count	# of Violators			
5/22/2025	168	6	273	5	106	1	547	12	2.19%
5/23/2025	234	11	291	3	96	0	621	14	2.25%
Totals	402	17	564	8	202	1	1,168	26	2.23%

Seminole Trails Elementary School, Palm Beach County

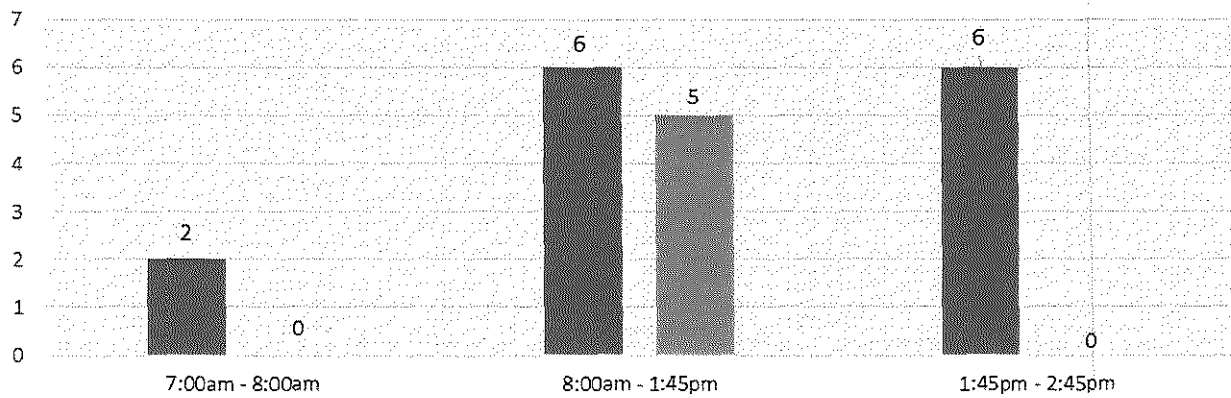
STUDY LOCATION: Willow Pond Rd	
SCHOOL ZONE SPEED LIMIT (During Enforced Hrs):	20 MPH
SPEED LIMIT (During Normal Hrs):	30 MPH
VIOLATION TRIGGER SPEED:	31 MPH and 41 MPH (Respectively)
SCHOOL ZONE HOURS OF OPERATION:	7:00 AM – 8:00 AM / 1:45 PM – 2:45 PM
STUDY DATE & TIME:	05-22/23-2025 (2 Days), 6:00 AM – 6:00 PM
TRAFFIC STUDY VEHICLE COUNT:	2,018
WEATHER CONDITIONS:	FAIR, NO RAIN
# OF LANES:	ONE LANE PER DIRECTION
DIRECTION:	NORTHBOUND – SOUTHBOUND
VIOLATIONS DETECTED:	19



Seminole Trails Elementary School, Palm Beach County



Speeding Vehicles




	7:00	8:00	9:00	10:00	11:00	12:00	13:00	14:00	Total
31+ MPH	2	0	0	0	0	0	3	3	8
41+ MPH	0	4	0	0	3	4	0	0	11
Total	2	4	0	0	3	4	3	3	19

Study Dates	7:00am - 8:00am		8:00am - 1:45pm		1:45pm - 2:45pm		Total Vehicle Count	Total # of Violators	Overall % of Violators
	Vehicle Count	# of Violators	Vehicle Count	# of Violators	Vehicle Count	# of Violators			
5/22/2025	272	2	565	6	159	6	996	14	1.41%
5/23/2025	238	0	678	5	106	0	1,022	5	0.49%
Totals	510	2	1,243	11	265	6	2,018	19	0.94%

RedSpeed®

School Zone Speed Study

Conducted by RedSpeed for Palm Beach County
February 17th, 19th and 20th, 2026.




CONTACT Greg Parks, VP of Sales | greg.parks@redspeed.com | 913-575-2912

A three-day traffic study conducted by RedSpeed for Palm Beach County demonstrated that, in ten (10) of the fourteen (14) school zones analyzed, over 600 vehicles exceeded the posted speed limit by more than 10 mph. In that top ten (10) school zones highlighted in bold below, these violations accounted for an average of over 200 per day

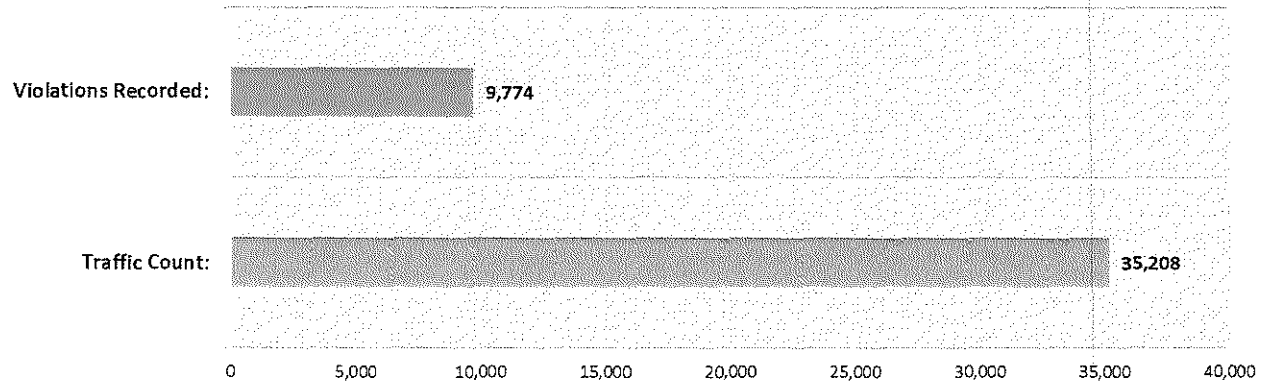
Schools Studied	Street	Violators 10+ over	Daily Average
Hidden Oaks Elementary	S Military Trl	9,774	3258
Olympic Heights High	Lyons Rd	8,559	2853
Acreage Pines Elementary	Orange Bvl	7,793	2597
Dr. Joaquin Garcia High	Lyons Rd	6,856	2285
Woodlands Middle	Lyons Rd	6,856	2285
Grove Park Elementary	N Military Trl	6,234	2078
Pine Jog Elementary	Summit Blvd	3,125	1041
Loggers Run Middle	W Palmetto Park Rd	2,559	853
Hagen Road Elementary School	Hagen Ranch Rd	2,382	794
Coral Reef Elementary	Hagen Ranch Rd	1,820	606
Frontier Elementary	180th Ave N	457	152
Pierce Hammock Elementary	Hamlin Blvd	293	97
Osceola Creek Middle	180th Ave N	273	91
Everglades Elementary	Marginal Rd	246	82

Florida Schools Speed Study Hidden Oaks Elementary School, Palm Beach County

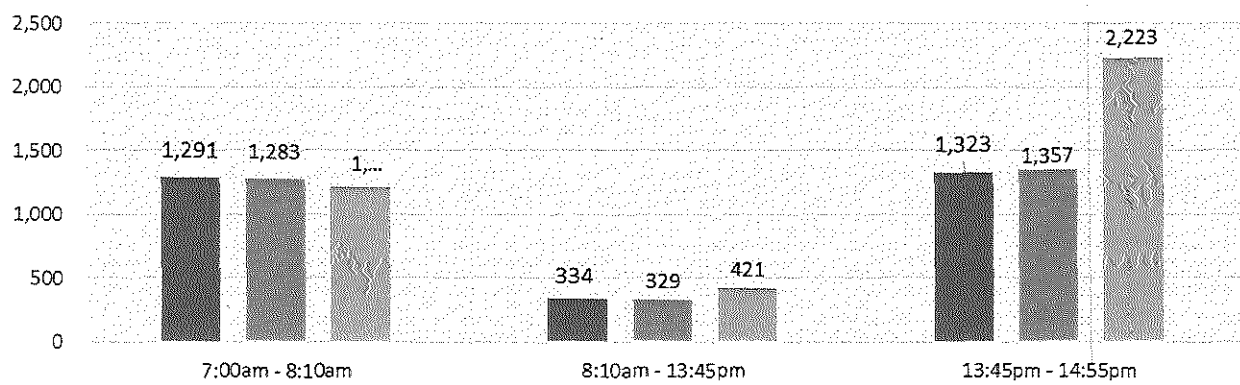
STUDY LOCATION: S Military Trail	
SCHOOL ZONE SPEED LIMIT (During Enforced Hrs):	20 MPH
SPEED LIMIT (During Normal Hrs):	45 MPH
VIOLATION TRIGGER SPEED:	31 MPH and 56 MPH (Respectively)
SCHOOL ZONE HOURS OF OPERATION:	7:00 AM – 8:10 AM / 13:45 PM – 14:55 PM
STUDY DATE & TIME:	02-17/19/20-2026 (3 Days), 6:00 AM – 6:00 PM
TRAFFIC STUDY VEHICLE COUNT:	35,208
WEATHER CONDITIONS:	FAIR, NO RAIN
# OF LANES:	TWO LANES PER DIRECTION
DIRECTION:	NORTHBOUND – SOUTHBOUND
VIOLATIONS DETECTED:	9,774



Hidden Oaks Elementary School, Palm Beach County



Speeding Vehicles




	07:00	08:00	09:00	10:00	11:00	12:00	13:00	14:00	Total
31+ MPH	3,708	79	0	0	0	0	1,147	3,756	8,690
56+ MPH	0	0	148	252	246	257	181	0	1,084
Total	3,708	79	148	252	246	257	1,328	3,756	9,774

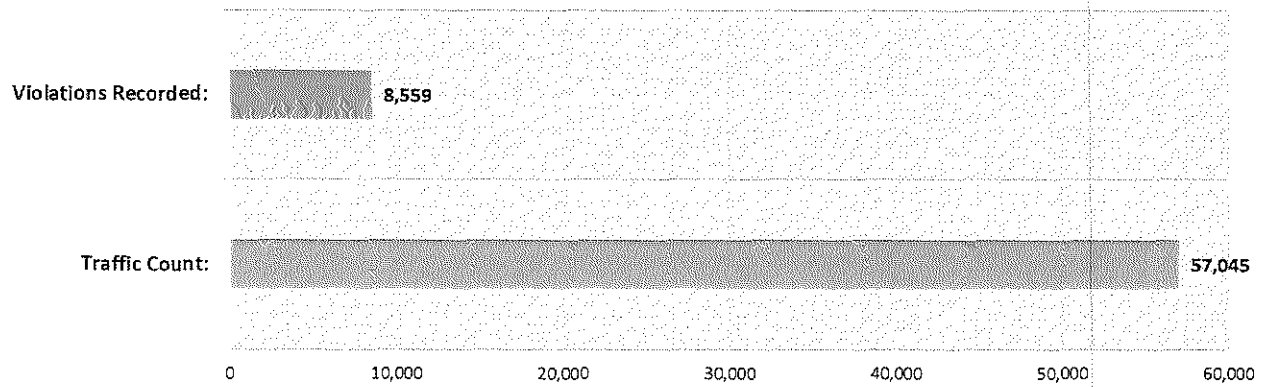
Study Dates	7:00am - 8:10am		8:10am - 13:45pm		13:45pm - 14:55pm		Total Vehicle Count	Total # of Violators	Overall % of Violators
	Vehicle Count	# of Violators	Vehicle Count	# of Violators	Vehicle Count	# of Violators			
17/02/2026	1,544	1,291	7,197	334	1,617	1,323	10,358	2,948	28.46%
19/02/2026	1,577	1,283	7,652	329	1,688	1,357	10,917	2,969	27.20%
20/02/2026	1,498	1,213	9,668	421	2,767	2,223	13,933	3,857	27.68%
Totals	4,619	3,787	24,517	1,084	6,072	4,903	35,208	9,774	27.76%

Olympic Heights High School, Palm Beach County

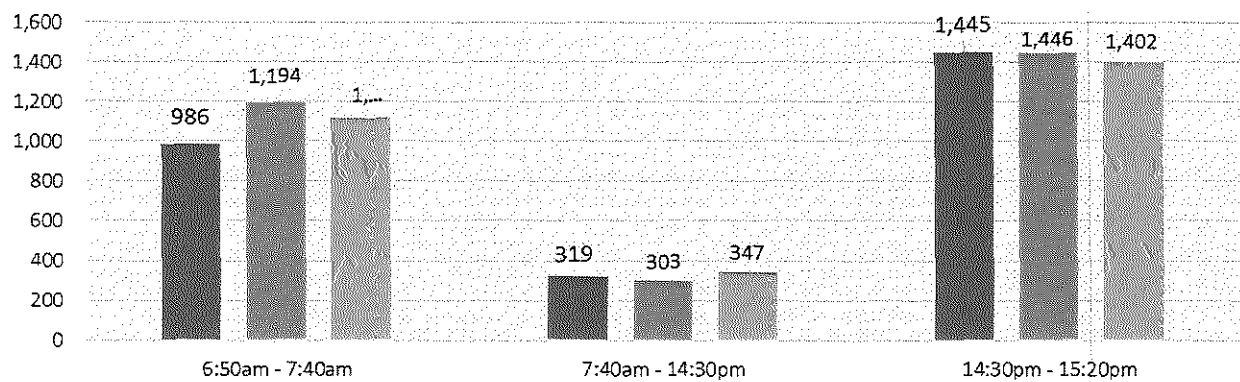
STUDY LOCATION: Lyon Rd	
SCHOOL ZONE SPEED LIMIT (During Enforced Hrs):	20 MPH
SPEED LIMIT (During Normal Hrs):	45 MPH
VIOLATION TRIGGER SPEED:	31 MPH and 56 MPH (Respectively)
SCHOOL ZONE HOURS OF OPERATION:	6:50 AM – 7:40 AM / 14:30 PM – 15:20 PM
STUDY DATE & TIME:	02-17/19/20-2026 (3 Days), 6:00 AM – 6:00 PM
TRAFFIC STUDY VEHICLE COUNT:	57,045
WEATHER CONDITIONS:	FAIR, NO RAIN
# OF LANES:	THREE LANES PER DIRECTION
DIRECTION:	NORTHBOUND – SOUTHBOUND
VIOLATIONS DETECTED:	8,559



Olympic Heights High School, Palm Beach County



Speeding Vehicles



	06:00	07:00	08:00	09:00	10:00	11:00	12:00	13:00	14:00	15:00	Total
31+ MPH	727	2,570	0	0	0	0	0	0	2,791	1,502	7,590
56+ MPH	0	38	165	182	145	122	122	129	66	0	969
Total	727	2,608	165	182	145	122	122	129	2,857	1,502	8,559

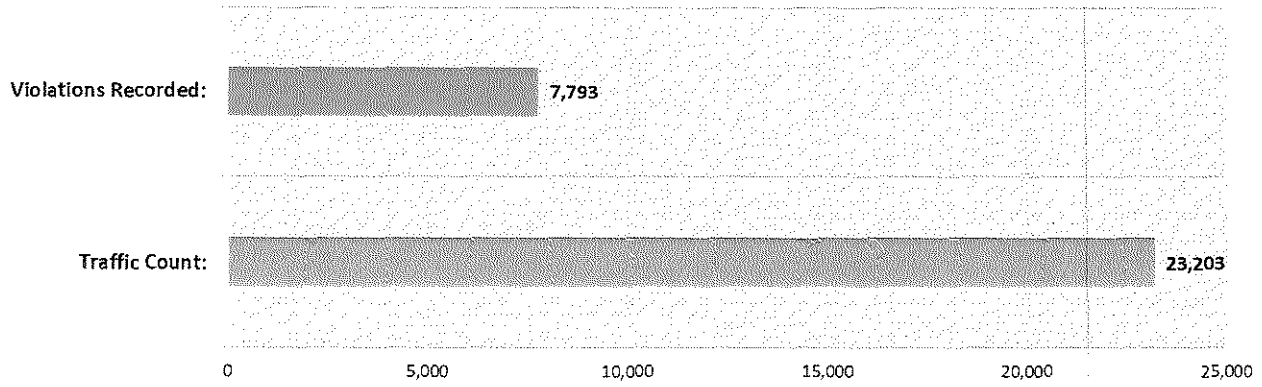
Study Dates	6:50am - 7:40am		7:40am - 14:30pm		14:30pm - 15:20pm		Total Vehicle Count	Total # of Violators	Overall % of Violators
	Vehicle Count	# of Violators	Vehicle Count	# of Violators	Vehicle Count	# of Violators			
17/02/2026	1,163	986	15,725	319	1,632	1,445	18,520	2,750	14.85%
19/02/2026	1,409	1,194	15,887	303	1,653	1,446	18,949	2,943	15.53%
20/02/2026	1,302	1,117	16,718	347	1,556	1,402	19,576	2,866	14.64%
Totals	3,874	3,297	48,330	969	4,841	4,293	57,045	8,559	15.00%

Acreage Pines Elementary School, Palm Beach County

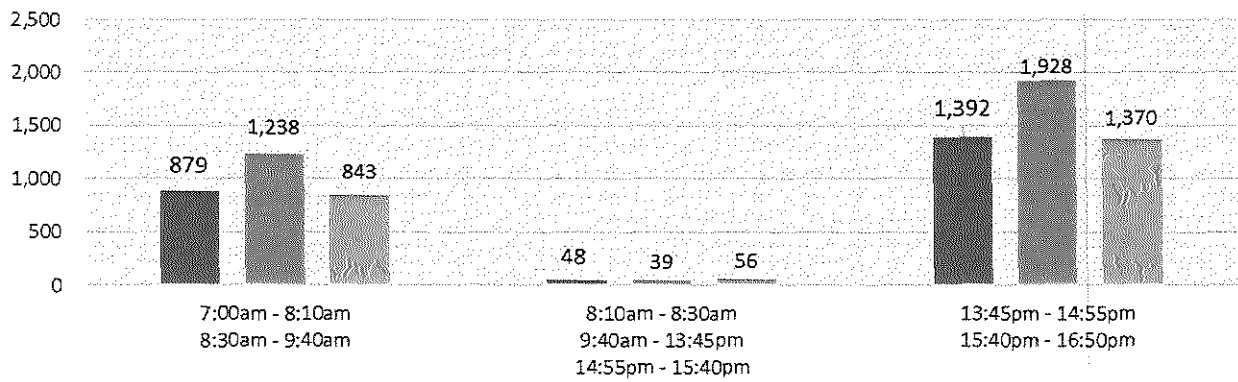
STUDY LOCATION: Orange Blvd	
SCHOOL ZONE SPEED LIMIT (During Enforced Hrs):	20 MPH
SPEED LIMIT (During Normal Hrs):	40 MPH
VIOLATION TRIGGER SPEED:	31 MPH and 51 MPH (Respectively)
SCHOOL ZONE HOURS OF OPERATION:	7:00 AM – 8:10 AM / 8:30 AM – 9:40 AM 13:45 PM – 14:55 PM / 15:40 PM – 16:50 PM
STUDY DATE & TIME:	02-17/19/20-2026 (3 Days), 6:00 AM – 6:00 PM
TRAFFIC STUDY VEHICLE COUNT:	23,203
WEATHER CONDITIONS:	FAIR, NO RAIN
# OF LANES:	ONE LANE PER DIRECTION
DIRECTION:	WESTBOUND – EASTBOUND
VIOLATIONS DETECTED:	7,793



Acreage Pines Elementary School, Palm Beach County



Speeding Vehicles



	07:00	08:00	09:00	10:00	11:00	12:00	13:00	14:00	15:00	16:00	Total
31+ MPH	2,030	179	751	0	0	0	605	1,701	228	2,156	7,650
51+ MPH	0	0	1	18	49	49	26	0	0	0	143
Total	2,030	179	752	18	49	49	631	1,701	228	2,156	7,793

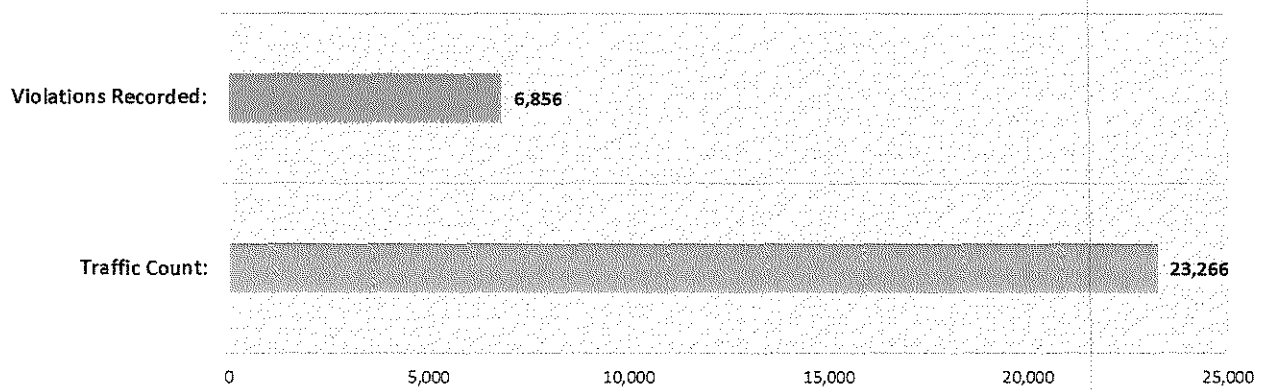
Study Dates	7:00am - 8:10am 8:30am - 9:40am		8:10am - 8:30am 9:40am - 13:45pm 14:55pm - 15:40pm		13:45pm - 14:55pm 15:40pm - 16:50pm		Total Vehicle Count	Total # of Violators	Overall % of Violators
	Vehicle Count	# of Violators	Vehicle Count	# of Violators	Vehicle Count	# of Violators			
17/02/2026	1,693	879	3,348	48	2,038	1,392	7,079	2,319	32.76%
19/02/2026	2,191	1,238	4,149	39	2,628	1,928	8,968	3,205	35.74%
20/02/2026	1,850	843	3,325	56	1,981	1,370	7,156	2,269	31.71%
Totals	5,734	2,960	10,822	143	6,647	4,690	23,203	7,793	33.59%

Dr. Joaquin Garcia High School, Palm Beach County

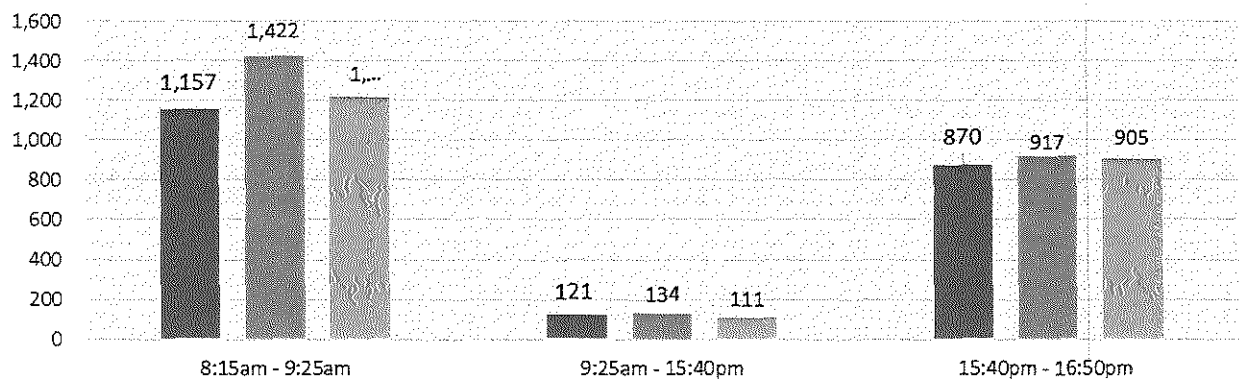
STUDY LOCATION: Lyons Rd	
SCHOOL ZONE SPEED LIMIT (During Enforced Hrs):	20 MPH
SPEED LIMIT (During Normal Hrs):	45 MPH
VIOLATION TRIGGER SPEED:	31 MPH and 56 MPH (Respectively)
SCHOOL ZONE HOURS OF OPERATION:	8:15 AM – 9:25 AM / 15:40 PM – 16:50 PM
STUDY DATE & TIME:	02-17/19/20-2026 (3 Days), 6:00 AM – 6:00 PM
TRAFFIC STUDY VEHICLE COUNT:	23,266
WEATHER CONDITIONS:	FAIR, NO RAIN
# OF LANES:	ONE LANE PER DIRECTION
DIRECTION:	NORTHBOUND – SOUTHBOUND
VIOLATIONS DETECTED:	6,856



Dr. Joaquin Garcia High School, Palm Beach County



Speeding Vehicles



	08:00	09:00	10:00	11:00	12:00	13:00	14:00	15:00	16:00	Total
31+ MPH	2,097	1,701	0	0	0	0	0	525	2,167	6,490
56+ MPH	0	3	14	68	84	81	66	50	0	366
Total	2,097	1,704	14	68	84	81	66	575	2,167	6,856

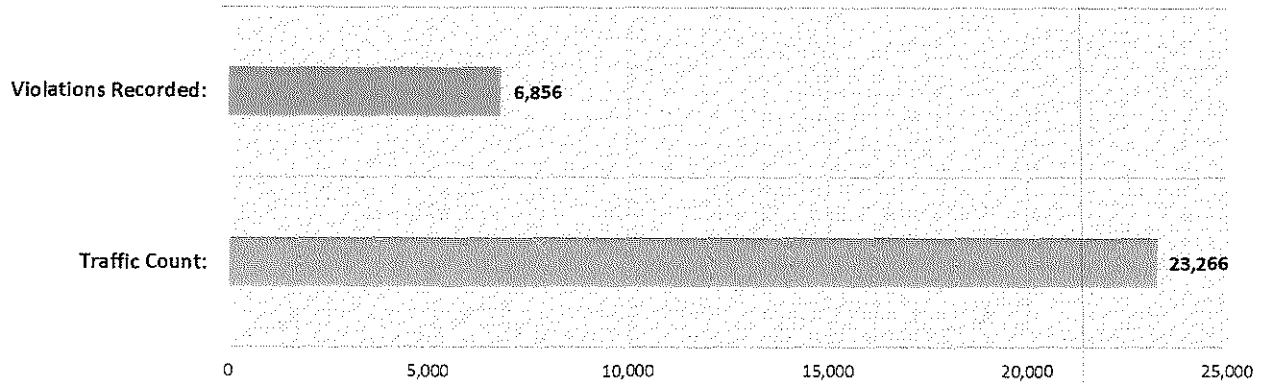
Study Dates	8:15am - 9:25am		9:25am - 15:40pm		15:40pm - 16:50pm		Total Vehicle Count	Total # of Violators	Overall % of Violators
	Vehicle Count	# of Violators	Vehicle Count	# of Violators	Vehicle Count	# of Violators			
17/02/2026	1,332	1,157	5,069	121	1,066	870	7,467	2,148	28.77%
19/02/2026	1,563	1,422	5,025	134	1,116	917	7,704	2,473	32.10%
20/02/2026	1,351	1,219	5,608	111	1,136	905	8,095	2,235	27.61%
Totals	4,246	3,798	15,702	366	3,318	2,692	23,266	6,856	29.47%

Woodlands Middle School, Palm Beach County

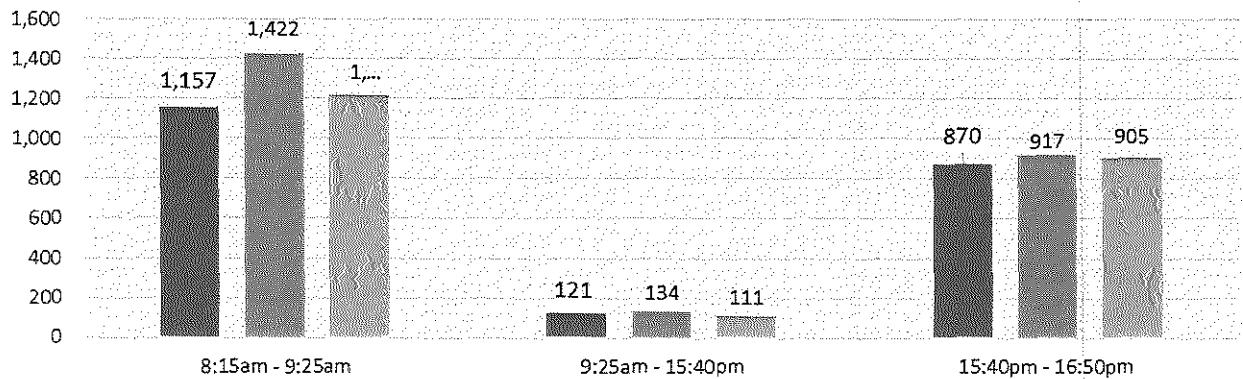
STUDY LOCATION: Lyons Rd	
SCHOOL ZONE SPEED LIMIT (During Enforced Hrs):	20 MPH
SPEED LIMIT (During Normal Hrs):	45 MPH
VIOLATION TRIGGER SPEED:	31 MPH and 56 MPH (Respectively)
SCHOOL ZONE HOURS OF OPERATION:	8:15 AM – 9:25 AM / 15:40 PM – 16:50 PM
STUDY DATE & TIME:	02-17/19/20-2026 (3 Days), 6:00 AM – 6:00 PM
TRAFFIC STUDY VEHICLE COUNT:	23,266
WEATHER CONDITIONS:	FAIR, NO RAIN
# OF LANES:	ONE LANE PER DIRECTION
DIRECTION:	NORTHBOUND – SOUTHBOUND
VIOLATIONS DETECTED:	6,856



Woodlands Middle School, Palm Beach County



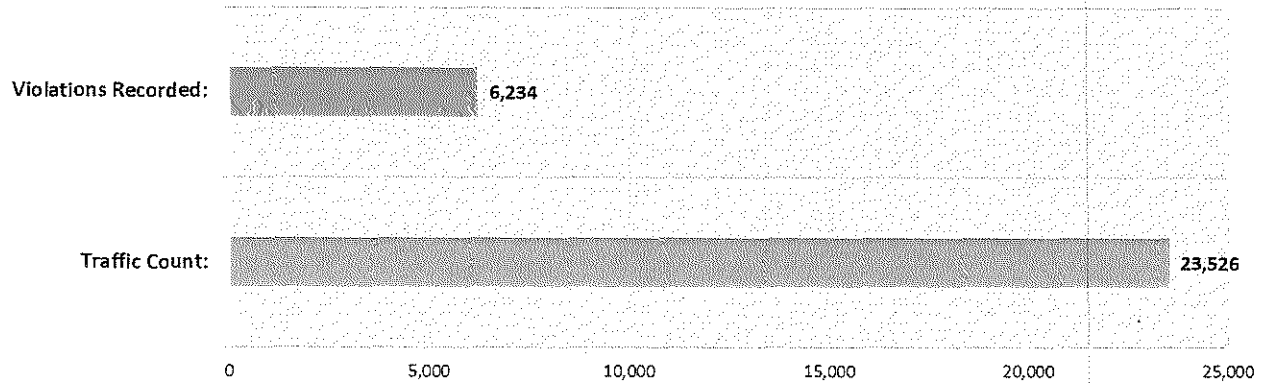
Speeding Vehicles



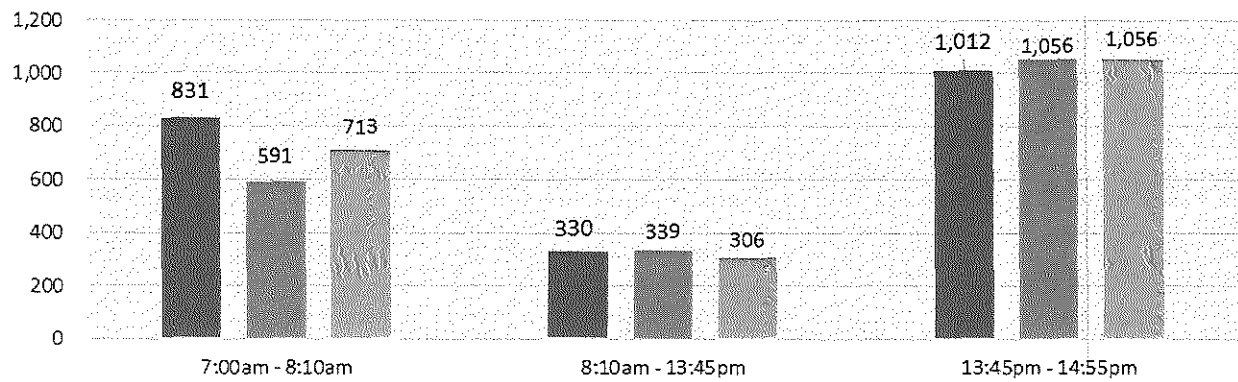
	08:00	09:00	10:00	11:00	12:00	13:00	14:00	15:00	16:00	Total
31+ MPH	2,097	1,701	0	0	0	0	0	525	2,167	6,490
56+ MPH	0	3	14	68	84	81	66	50	0	366
Total	2,097	1,704	14	68	84	81	66	575	2,167	6,856

Study Dates	8:15am - 9:25am		9:25am - 15:40pm		15:40pm - 16:50pm		Total Vehicle Count	Total # of Violators	Overall % of Violators
	Vehicle Count	# of Violators	Vehicle Count	# of Violators	Vehicle Count	# of Violators			
17/02/2026	1,332	1,157	5,069	121	1,066	870	7,467	2,148	28.77%
19/02/2026	1,563	1,422	5,025	134	1,116	917	7,704	2,473	32.10%
20/02/2026	1,351	1,219	5,608	111	1,136	905	8,095	2,235	27.61%
Totals	4,246	3,798	15,702	366	3,318	2,692	23,266	6,856	29.47%

Grove Park Elementary School, Palm Beach County



Speeding Vehicles



	07:00	08:00	09:00	10:00	11:00	12:00	13:00	14:00	Total
31+ MPH	2,080	55	0	0	0	0	769	2,355	5,259
56+ MPH	0	0	167	238	206	206	158	0	975
Total	2,080	55	167	238	206	206	927	2,355	6,234

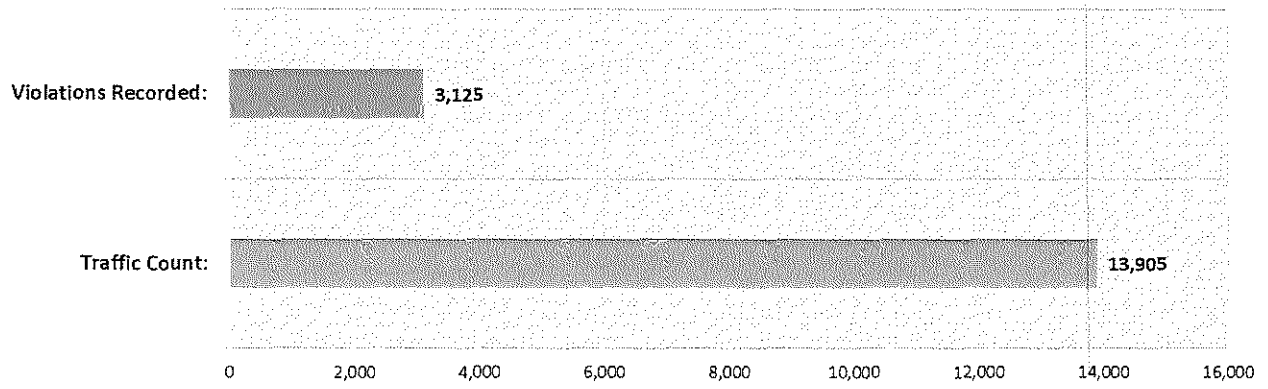
Study Dates	7:00am - 8:10am		8:10am - 13:45pm		13:45pm - 14:55pm		Total Vehicle Count	Total # of Violators	Overall % of Violators
	Vehicle Count	# of Violators	Vehicle Count	# of Violators	Vehicle Count	# of Violators			
17/02/2026	1,042	831	5,868	330	1,272	1,012	8,182	2,173	26.56%
19/02/2026	756	591	5,558	339	1,300	1,056	7,614	1,986	26.08%
20/02/2026	888	713	5,546	306	1,296	1,056	7,730	2,075	26.84%
Totals	2,686	2,135	16,972	975	3,868	3,124	23,526	6,234	26.50%

Pine Jog Elementary School, Palm Beach County

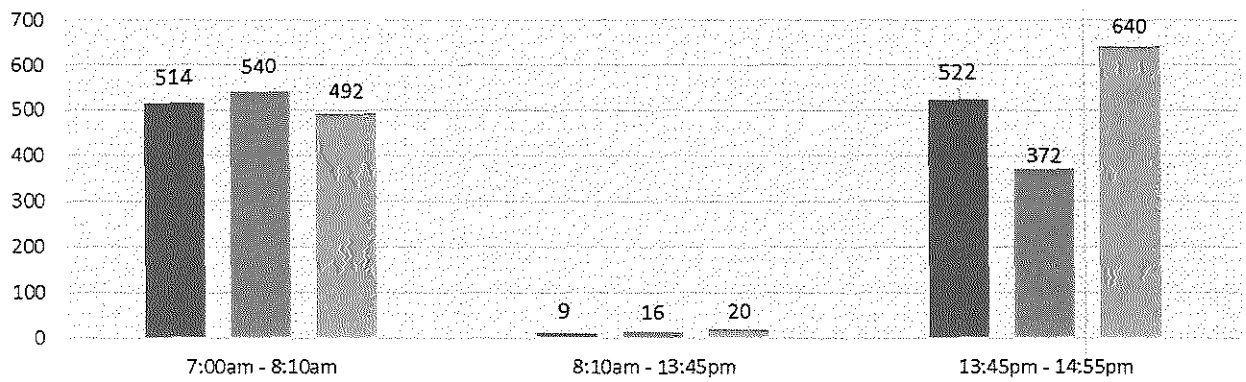
STUDY LOCATION: Summit Blvd	
SCHOOL ZONE SPEED LIMIT (During Enforced Hrs):	20 MPH
SPEED LIMIT (During Normal Hrs):	45 MPH
VIOLATION TRIGGER SPEED:	31 MPH and 56 MPH (Respectively)
SCHOOL ZONE HOURS OF OPERATION:	7:00 AM – 8:10 AM / 13:45 PM – 14:55 PM
STUDY DATE & TIME:	02-17/19/20-2026 (3 Days), 6:00 AM – 6:00 PM
TRAFFIC STUDY VEHICLE COUNT:	13,905
WEATHER CONDITIONS:	FAIR, NO RAIN
# OF LANES:	TWO LANES PER DIRECTION
DIRECTION:	WESTBOUND – EASTBOUND
VIOLATIONS DETECTED:	3,125



Pine Jog Elementary School, Palm Beach County



Speeding Vehicles



	07:00	08:00	09:00	10:00	11:00	12:00	13:00	14:00	Total
31+ MPH	1,499	47	0	0	0	0	403	1,131	3,080
56+ MPH	0	0	3	14	8	11	9	0	45
Total	1,499	47	3	14	8	11	412	1,131	3,125

Study Dates	7:00am - 8:10am		8:10am - 13:45pm		13:45pm - 14:55pm		Total Vehicle Count	Total # of Violators	Overall % of Violators
	Vehicle Count	# of Violators	Vehicle Count	# of Violators	Vehicle Count	# of Violators			
17/02/2026	728	514	3,075	9	784	522	4,587	1,045	22.78%
19/02/2026	733	540	3,050	16	657	372	4,440	928	20.90%
20/02/2026	709	492	3,292	20	877	640	4,878	1,152	23.62%
Totals	2,170	1,546	9,417	45	2,318	1,534	13,905	3,125	22.47%

Loggers Run Middle School, Palm Beach County

STUDY LOCATION: W Palmetto Park Rd	
SCHOOL ZONE SPEED LIMIT (During Enforced Hrs):	20 MPH
SPEED LIMIT (During Normal Hrs):	45 MPH
VIOLATION TRIGGER SPEED:	31 MPH and 56 MPH (Respectively)
SCHOOL ZONE HOURS OF OPERATION:	8:30 AM – 9:40 AM / 15:40 PM – 16:50 PM
STUDY DATE & TIME:	02-17/19/20-2026 (3 Days), 6:00 AM – 6:00 PM
TRAFFIC STUDY VEHICLE COUNT:	18,396
WEATHER CONDITIONS:	FAIR, NO RAIN
# OF LANES:	ONE LANE PER DIRECTION
DIRECTION:	WESTBOUND – EASTBOUND
VIOLATIONS DETECTED:	2,559



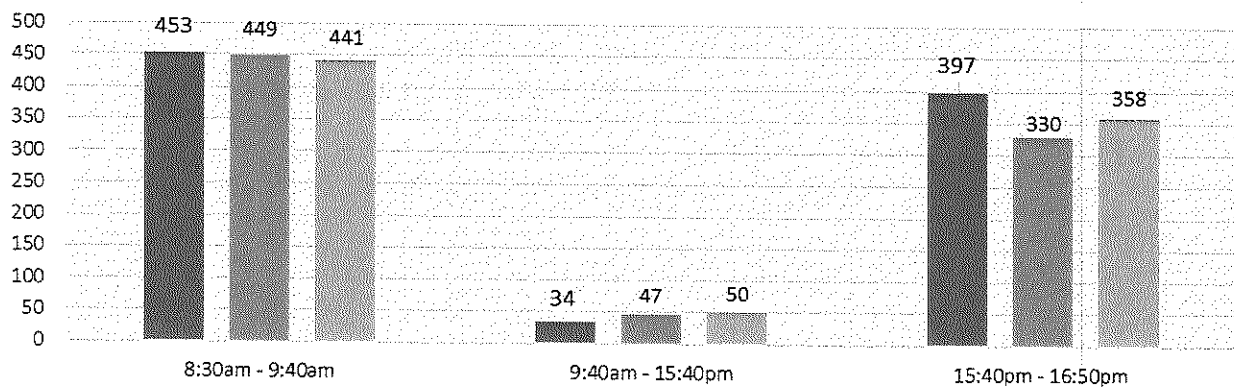
Loggers Run Middle School, Palm Beach County

Violations Recorded: 2,559

Traffic Count: 18,396

0 2,000 4,000 6,000 8,000 10,000 12,000 14,000 16,000 18,000 20,000

Speeding Vehicles




	08:00	09:00	10:00	11:00	12:00	13:00	14:00	15:00	16:00	Total
31+ MPH	653	690	0	0	0	0	0	308	777	2,428
56+ MPH	0	3	8	18	21	34	34	13	0	131
Total	653	693	8	18	21	34	34	321	777	2,559

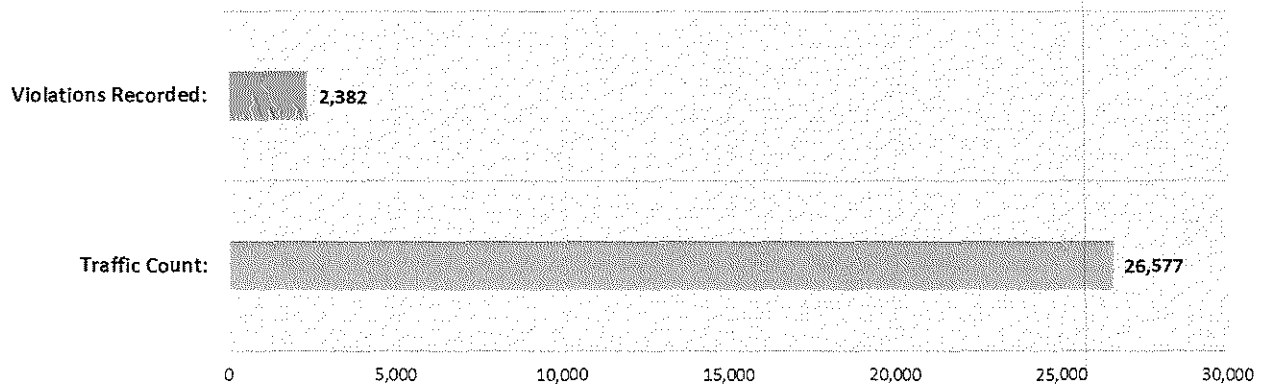
Study Dates	8:30am - 9:40am		9:40am - 15:40pm		15:40pm - 16:50pm		Total Vehicle Count	Total # of Violators	Overall % of Violators
	Vehicle Count	# of Violators	Vehicle Count	# of Violators	Vehicle Count	# of Violators			
17/02/2026	1,058	453	4,264	34	802	397	6,124	884	14.44%
19/02/2026	1,061	449	4,238	47	765	330	6,064	826	13.62%
20/02/2026	1,037	441	4,398	50	773	358	6,208	849	13.68%
Totals	3,156	1,343	12,900	131	2,340	1,085	18,396	2,559	13.91%

Hagen Road Elementary School, Palm Beach County

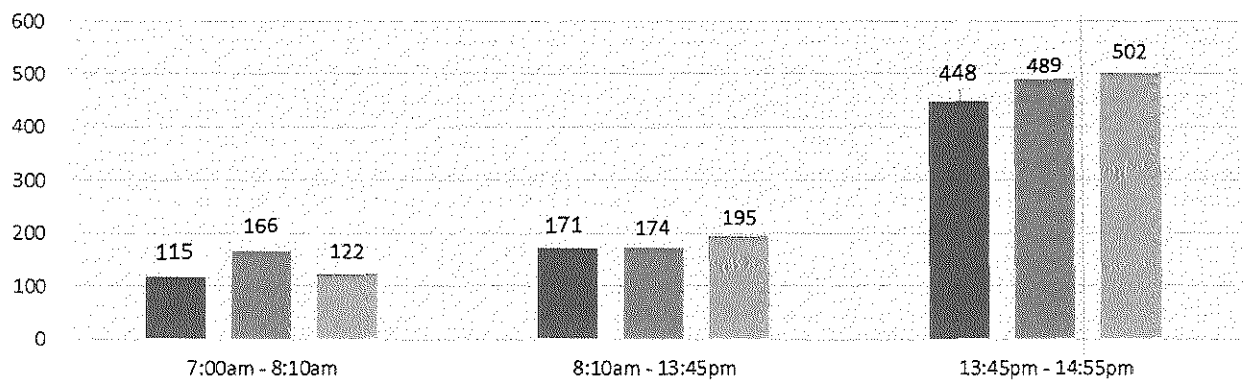
STUDY LOCATION: Hagen Ranch Rd	
SCHOOL ZONE SPEED LIMIT (During Enforced Hrs):	20 MPH
SPEED LIMIT (During Normal Hrs):	45 MPH
VIOLATION TRIGGER SPEED:	31 MPH and 56 MPH (Respectively)
SCHOOL ZONE HOURS OF OPERATION:	7:00 AM – 8:10 AM / 13:45 PM – 14:55 PM
STUDY DATE & TIME:	02-17/19/20-2026 (3 Days), 6:00 AM – 6:00 PM
TRAFFIC STUDY VEHICLE COUNT:	26,557
WEATHER CONDITIONS:	FAIR, NO RAIN
# OF LANES:	TWO LANES PER DIRECTION
DIRECTION:	NORTHBOUND – SOUTHBOUND
VIOLATIONS DETECTED:	2,382



Hagen Road Elementary School, Palm Beach County



Speeding Vehicles



	07:00	08:00	09:00	10:00	11:00	12:00	13:00	14:00	Total
31+ MPH	159	244	0	0	0	0	175	1,264	1,842
56+ MPH	0	62	95	107	123	100	53	0	540
Total	159	306	95	107	123	100	228	1,264	2,382

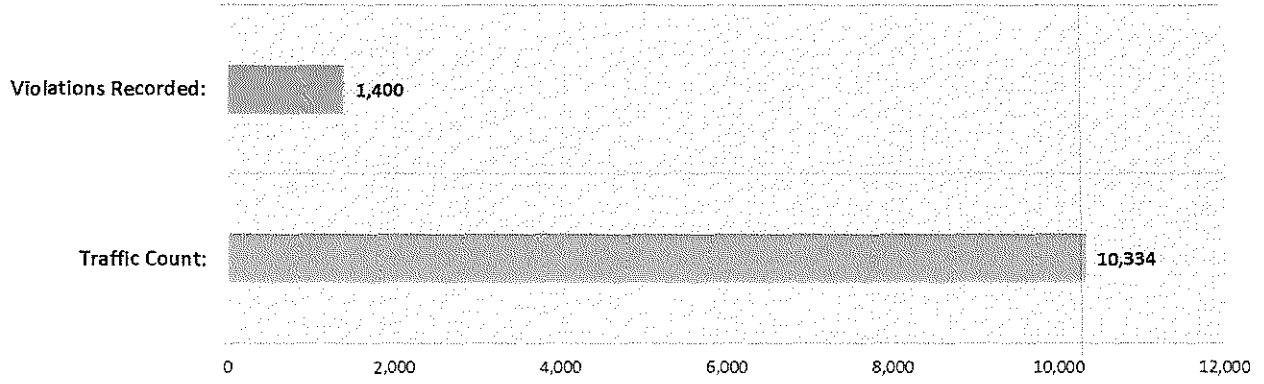
Study Dates	7:00am - 8:10am		8:10am - 13:45pm		13:45pm - 14:55pm		Total Vehicle Count	Total # of Violators	Overall % of Violators
	Vehicle Count	# of Violators	Vehicle Count	# of Violators	Vehicle Count	# of Violators			
17/02/2026	891	115	6,589	171	1,143	448	8,623	734	8.51%
19/02/2026	992	166	6,764	174	1,153	489	8,909	829	9.31%
20/02/2026	882	122	6,939	195	1,224	502	9,045	819	9.05%
Totals	2,765	403	20,292	540	3,520	1,439	26,577	2,382	8.96%

Coral Reef Elementary School, Palm Beach County

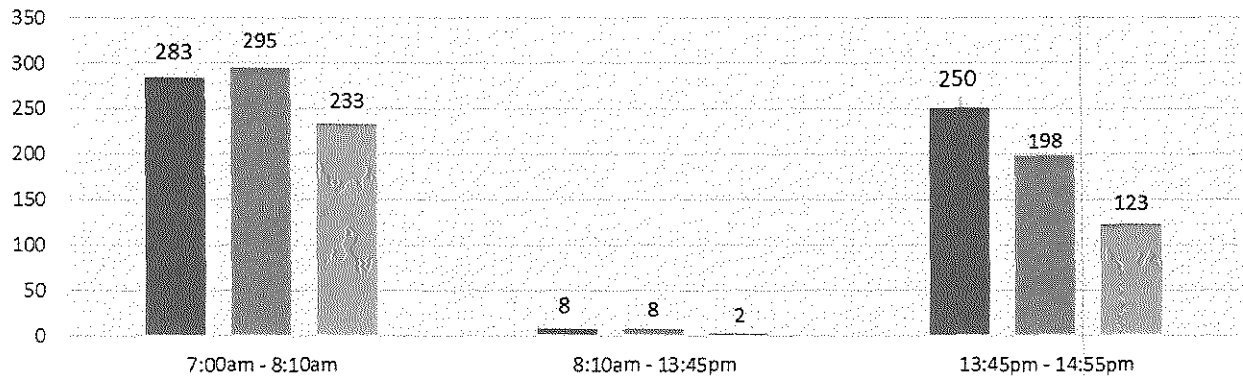
STUDY LOCATION: Hagen Ranch Rd	
SCHOOL ZONE SPEED LIMIT (During Enforced Hrs):	20 MPH
SPEED LIMIT (During Normal Hrs):	45 MPH
VIOLATION TRIGGER SPEED:	31 MPH and 56 MPH (Respectively)
SCHOOL ZONE HOURS OF OPERATION:	7:00 AM – 8:10 AM / 13:45 PM – 14:55 PM
STUDY DATE & TIME:	02-17/19/20-2026 (3 Days), 6:00 AM – 6:00 PM
TRAFFIC STUDY VEHICLE COUNT:	10,334
WEATHER CONDITIONS:	FAIR, NO RAIN
# OF LANES:	ONE LANE PER DIRECTION
DIRECTION:	NORTHBOUND – SOUTHBOUND
VIOLATIONS DETECTED:	1,400



Coral Reef Elementary School, Palm Beach County



Speeding Vehicles



	07:00	08:00	09:00	10:00	11:00	12:00	13:00	14:00	Total
31+ MPH	803	8	0	0	0	0	262	309	1,382
56+ MPH	0	0	2	2	8	4	2	0	18
Total	803	8	2	2	8	4	264	309	1,400

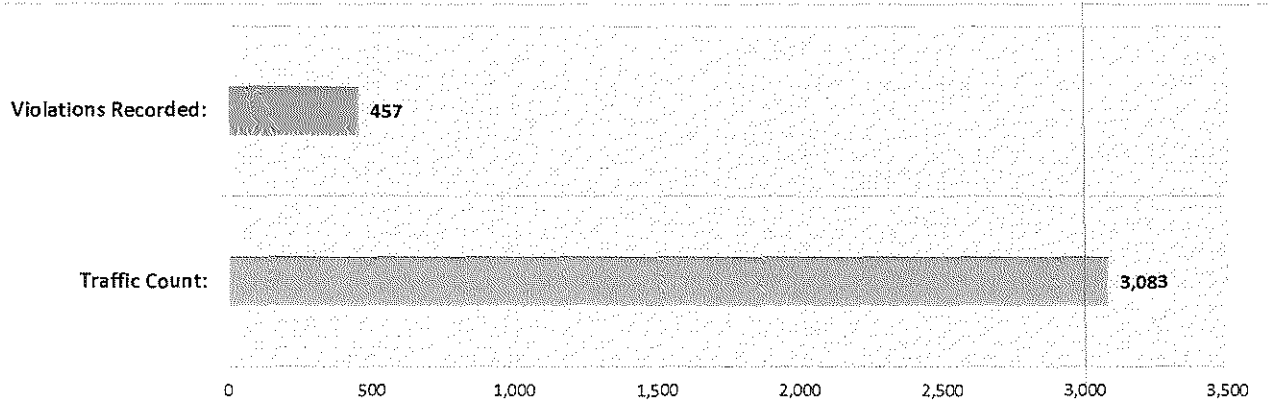
Study Dates	7:00am - 8:10am		8:10am - 13:45pm		13:45pm - 14:55pm		Total Vehicle Count	Total # of Violators	Overall % of Violators
	Vehicle Count	# of Violators	Vehicle Count	# of Violators	Vehicle Count	# of Violators			
17/02/2026	438	283	2,747	8	401	250	3,586	541	15.09%
19/02/2026	456	295	2,793	8	246	198	3,495	501	14.33%
20/02/2026	300	233	2,794	2	159	123	3,253	358	11.01%
Totals	1,194	811	8,334	18	806	571	10,334	1,400	13.55%

Frontier Elementary School, Palm Beach County

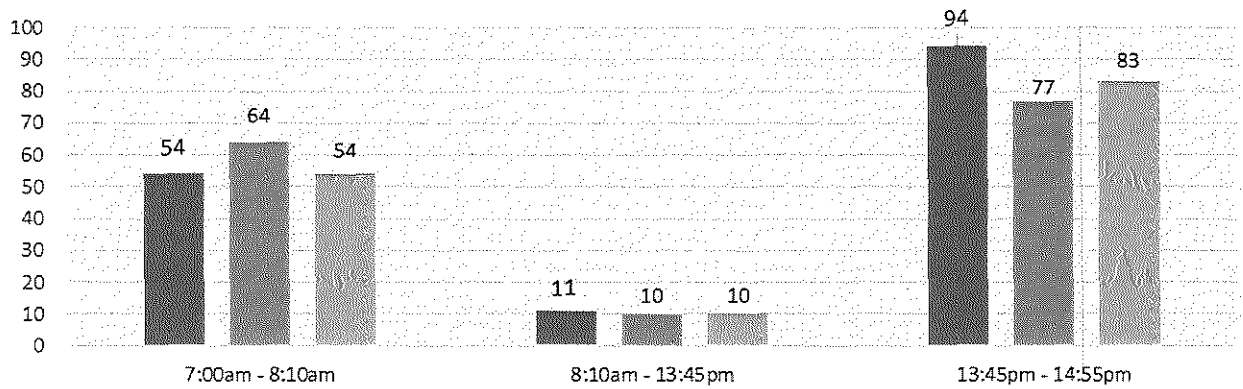
STUDY LOCATION: N 180th Ave	
SCHOOL ZONE SPEED LIMIT (During Enforced Hrs):	15 MPH
SPEED LIMIT (During Normal Hrs):	30 MPH
VIOLATION TRIGGER SPEED:	26 MPH and 41 MPH (Respectively)
SCHOOL ZONE HOURS OF OPERATION:	7:00 AM – 8:10 AM / 13:45 PM – 14:55 PM
STUDY DATE & TIME:	02-17/19/20-2026 (3 Days), 6:00 AM – 6:00 PM
TRAFFIC STUDY VEHICLE COUNT:	3,083
WEATHER CONDITIONS:	FAIR, NO RAIN
# OF LANES:	ONE LANE PER DIRECTION
DIRECTION:	NORTHBOUND – SOUTHBOUND
VIOLATIONS DETECTED:	457



Frontier Elementary School, Palm Beach County



Speeding Vehicles




	07:00	08:00	09:00	10:00	11:00	12:00	13:00	14:00	Total
26+ MPH	128	44	0	0	0	0	31	223	426
41+ MPH	0	0	4	1	8	12	6	0	31
Total	128	44	4	1	8	12	37	223	457

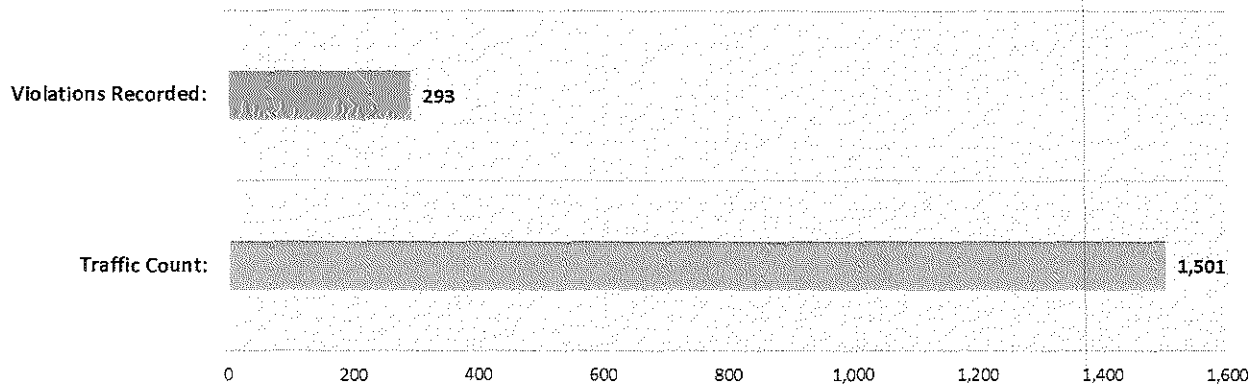
Study Dates	7:00am - 8:10am		8:10am - 13:45pm		13:45pm - 14:55pm		Total Vehicle Count	Total # of Violators	Overall % of Violators
	Vehicle Count	# of Violators	Vehicle Count	# of Violators	Vehicle Count	# of Violators			
17/02/2026	83	54	797	11	157	94	1,037	159	15.33%
19/02/2026	99	64	774	10	136	77	1,009	151	14.97%
20/02/2026	83	54	795	10	159	83	1,037	147	14.18%
Totals	265	172	2,366	31	452	254	3,083	457	14.82%

Pierce Hammock Elementary School, Palm Beach County

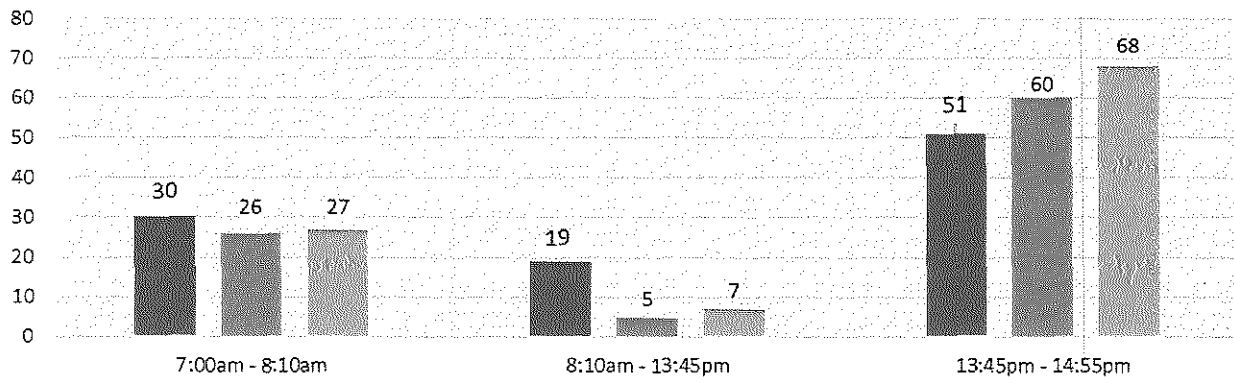
STUDY LOCATION: Hamlin Blvd	
SCHOOL ZONE SPEED LIMIT (During Enforced Hrs):	15 MPH
SPEED LIMIT (During Normal Hrs):	30 MPH
VIOLATION TRIGGER SPEED:	26 MPH and 41 MPH (Respectively)
SCHOOL ZONE HOURS OF OPERATION:	7:00 AM – 8:10 AM / 13:45 PM – 14:55 PM
STUDY DATE & TIME:	02-17/19/20-2026 (3 Days), 6:00 AM – 6:00 PM
TRAFFIC STUDY VEHICLE COUNT:	1,501
WEATHER CONDITIONS:	FAIR, NO RAIN
# OF LANES:	ONE LANE PER DIRECTION
DIRECTION:	WESTBOUND – EASTBOUND
VIOLATIONS DETECTED:	293



Pierce Hammock Elementary School, Palm Beach County



Speeding Vehicles



	07:00	08:00	09:00	10:00	11:00	12:00	13:00	14:00	Total
26+ MPH	62	21	0	0	0	0	11	168	262
41+ MPH	0	1	6	5	10	2	7	0	31
Total	62	22	6	5	10	2	18	168	293

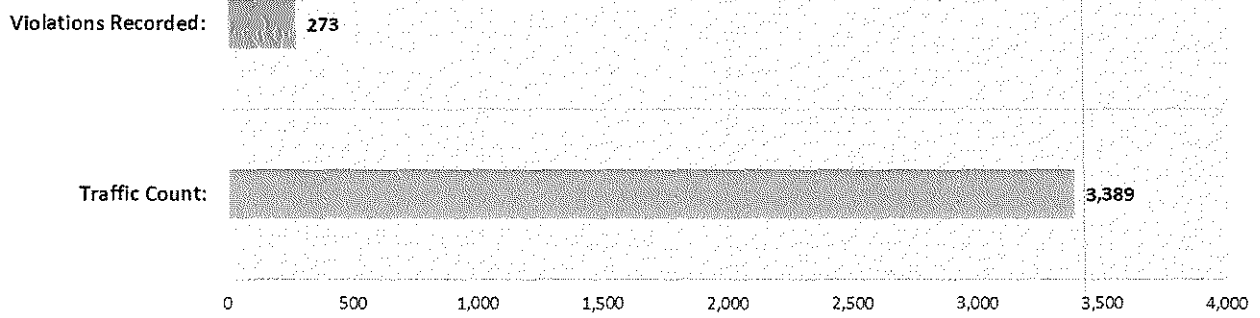
Study Dates	7:00am - 8:10am		8:10am - 13:45pm		13:45pm - 14:55pm		Total Vehicle Count	Total # of Violators	Overall % of Violators
	Vehicle Count	# of Violators	Vehicle Count	# of Violators	Vehicle Count	# of Violators			
17/02/2026	38	30	397	19	82	51	517	100	19.34%
19/02/2026	31	26	370	5	89	60	490	91	18.57%
20/02/2026	32	27	364	7	98	68	494	102	20.65%
Totals	101	83	1,131	31	269	179	1,501	293	19.52%

Osceola Creek Middle School, Palm Beach County

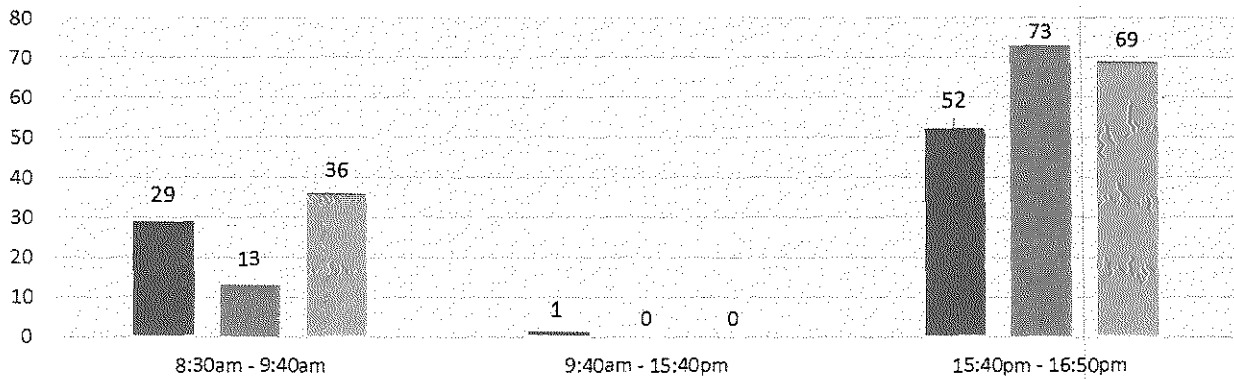
STUDY LOCATION: 180th Ave N	
SCHOOL ZONE SPEED LIMIT (During Enforced Hrs):	20 MPH
SPEED LIMIT (During Normal Hrs):	45 MPH
VIOLATION TRIGGER SPEED:	31 MPH and 56 MPH (Respectively)
SCHOOL ZONE HOURS OF OPERATION:	8:30 AM – 9:40 AM / 15:40 PM – 16:50 PM
STUDY DATE & TIME:	02-17/19/20-2026 (3 Days), 6:00 AM – 6:00 PM
TRAFFIC STUDY VEHICLE COUNT:	3,389
WEATHER CONDITIONS:	FAIR, NO RAIN
# OF LANES:	ONE LANE PER DIRECTION
DIRECTION:	NORTHBOUND – SOUTHBOUND
VIOLATIONS DETECTED:	273



Osceola Creek Middle School, Palm Beach County



Speeding Vehicles



	08:00	09:00	10:00	11:00	12:00	13:00	14:00	15:00	16:00	Total
31+ MPH	11	67	0	0	0	0	0	41	153	272
56+ MPH	0	0	0	0	0	1	0	0	0	1
Total	11	67	0	0	0	1	0	41	153	273

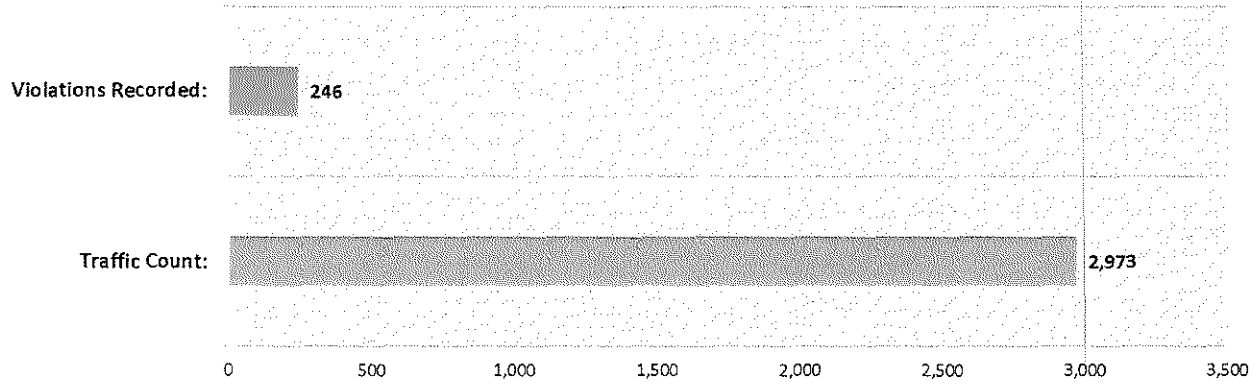
Study Dates	8:30am - 9:40am		9:40am - 15:40pm		15:40pm - 16:50pm		Total Vehicle Count	Total # of Violators	Overall % of Violators
	Vehicle Count	# of Violators	Vehicle Count	# of Violators	Vehicle Count	# of Violators			
17/02/2026	334	29	667	1	143	52	1,144	82	7.17%
19/02/2026	330	13	612	0	175	73	1,117	86	7.70%
20/02/2026	356	36	633	0	139	69	1,128	105	9.31%
Totals	1,020	78	1,912	1	457	194	3,389	273	8.06%

Everglades Elementary School, Palm Beach County

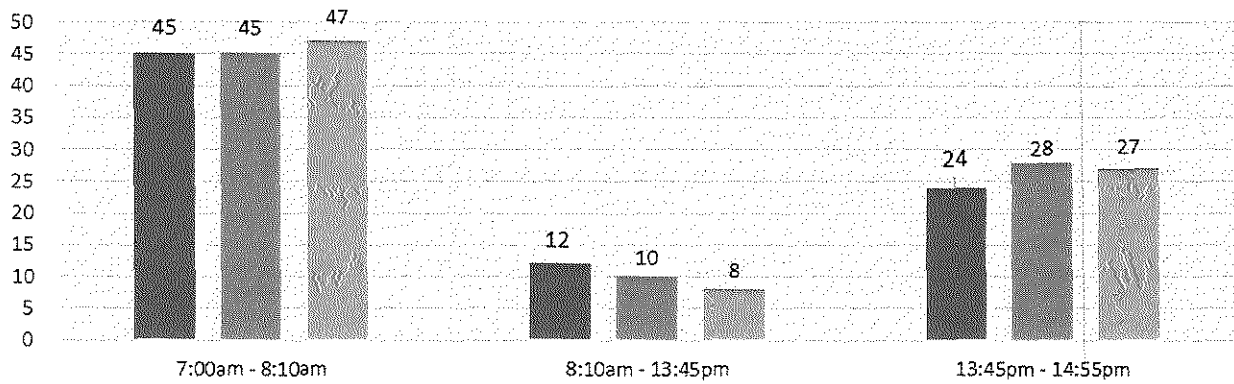
STUDY LOCATION: Marginal Rd	
SCHOOL ZONE SPEED LIMIT (During Enforced Hrs):	20 MPH
SPEED LIMIT (During Normal Hrs):	30 MPH
VIOLATION TRIGGER SPEED:	31 MPH and 41 MPH (Respectively)
SCHOOL ZONE HOURS OF OPERATION:	7:00 AM – 8:10 AM / 13:45 PM – 14:55 PM
STUDY DATE & TIME:	02-17/19/20-2026 (3 Days), 6:00 AM – 6:00 PM
TRAFFIC STUDY VEHICLE COUNT:	2,973
WEATHER CONDITIONS:	FAIR, NO RAIN
# OF LANES:	ONE LANE PER DIRECTION
DIRECTION:	NORTHBOUND – SOUTHBOUND
VIOLATIONS DETECTED:	246



Everglades Elementary School, Palm Beach County



Speeding Vehicles



	07:00	08:00	09:00	10:00	11:00	12:00	13:00	14:00	Total
31+ MPH	103	34	0	0	0	0	17	62	216
41+ MPH	0	2	6	4	3	11	4	0	30
Total	103	36	6	4	3	11	21	62	246

Study Dates	7:00am - 8:10am		8:10am - 13:45pm		13:45pm - 14:55pm		Total Vehicle Count	Total # of Violators	Overall % of Violators
	Vehicle Count	# of Violators	Vehicle Count	# of Violators	Vehicle Count	# of Violators			
17/02/2026	295	45	565	12	154	24	1,014	81	7.99%
19/02/2026	269	45	528	10	153	28	950	83	8.74%
20/02/2026	260	47	594	8	155	27	1,099	82	8.13%
Totals	824	137	1,687	30	462	79	2,973	246	8.27%