

PALM BEACH COUNTY  
BOARD OF COUNTY COMMISSIONERS

AGENDA ITEM SUMMARY

Meeting Date: April 21, 2026 Consent [X] Regular [ ]  
Public Hearing [ ]

Department: Water Utilities Department

I. EXECUTIVE BRIEF

**Motion and Title:** Staff recommends motion to approve: Consultant Services Authorization (CSA) No. 2 to the Consulting/Professional Services Water Treatment Plant No. 2 (WTP 2) Expansion (Contract) with Kimley-Horn and Associates, Inc., (Consultant) for the WTP 2 Design, Permitting and Bidding (Project) for a not to exceed amount of \$14,495,240.

**Summary:** On October 22, 2024, the Board of County Commissioners (BCC) approved the Palm Beach County Water Utilities Department (PBCWUD) Contract (R2024-1424) with the Consultant. CSA 2 provides design, permitting and bidding services for the expansion efforts and upgrades to WTP 2. The design will address emerging contaminants, plant expansion and hardening, plant upgrades, membrane system, and wellfield expansion. Additionally, design will address reliability and safety improvements to the following systems: electrical, generator, and instrumentation and controls.

On May 14, 2024, the BCC approved the Drinking Water State Revolving Fund (DWSRF) Planning and Design Loan Agreement (Agreement) DW5020C0 (R2024-0557) in the amount of \$9,968,768 for Planning and Design for the upgrades to Water Treatment Plant (WTP) Nos. 2, 3, 8 & 9 to remove perfluoroalkyl and polyfluoroalkyl substance (PFAS). Under the DWSRF Emerging Contaminants Program Agreement, 100% of the awarded funding is considered as principal forgiveness.

This Contract was presented to the Goal Setting Committee (Committee) on October 18, 2023, and the Committee established an Affirmative Procurement Initiative (API) of a 20% mandatory Small Business Enterprise (SBE) subcontracting goal on the Contract. Consultant committed to 38% SBE participation. The proposed SBE participation for this CSA 2 is 41.29%. To date, the overall participation achieved on this Contract is 40.89%. Consultant is headquartered in Raleigh, North Carolina, but maintains an office in Palm Beach County from which the majority of the work will be undertaken. This Project is included in the PBCWUD FY 2026 Budget. **Portions of the design will be funded with the DWSRF.** (PBCWUD Project No. 24-033) District 3 (MWJ)

**Background and Justification:** The regulation of emerging contaminants has accelerated the need to upgrade and expand WTP 2, while still utilizing the existing comprehensive plan for improvements at WTP 2. Some recent additions to WTP 2 include a 15 million gallon per day (MGD) lime softening unit, a five (5) MG water ground storage tank, and a deep injection well. The Project seeks to preserve existing infrastructure while increasing plant capacity through the addition of a membrane system and a wellfield expansion. CSA 2 will provide design, permitting and bidding services for the Project.

**Attachments:**

- 1. Two (2) Originals of CSA No. 2
- 2. Location Map
- 3. EBIX Compliance Summary Report

Recommended By: Ali Bayat 4/1/2026  
Department Director Date  
Approved By: Paul 4/9/26  
Deputy County Administrator Date



CONSULTANT SERVICES AUTHORIZATION NO. 2  
Palm Beach County Water Utilities Department  
Contract for Consulting/Professional Services  
*Water Treatment Plant No. 2 Expansion*  
Resolution No. R2024-1424 Contract Dated October 22, 2024

**Project Title:** Water Treatment Plant No. 2 Expansion

**PBCWUD Project No.:** 24-033

**Consultant:** Kimley-Horn and Associates, Inc.

**Address:** 1920 Wekiva Way, Suite 200, West Palm Beach, FL 33411

**Budget Line Item No.:** 4011-721-W002-6541  
4011-721-W053-6541

**District No.:** 3

This Consultant Services Authorization provides for: The design services for Water Treatment Plant (WTP) No. 2 Expansion. The design phase services will provide the detailed design for the WTP expansion and Per- and polyfluoroalkyl substances (PFAS) removal to be constructed following this Consultant Services Authorization (CSA) completion. This design phase includes detailed design to increase WTP No. 2 capacity from 16.4 MGD to 30 MGD utilizing nanofiltration (NF) treatment process. This CSA includes design of the WTP No. 2 improvements to be capable of producing finished water with Perfluorooctanoic acid (PFOA) and Perfluorooctane sulfonate (PFOS) concentrations below the Environmental Protection Agency (EPA) National Primary Drinking Water Standard Maximum Contaminant Level (MCL) of 4 part per trillion. This design phase includes permitting, bidding assistance, and design phase coordination with Palm Beach County Water Utilities Department's (PBCWUD's) selected Construction Manager at Risk (CMAR).

(See **ATTACHMENT A** for detailed scope of services)

The Contract provides for 38% SBE participation. This Consultant Services Authorization includes 41.29% overall SBE participation. The cumulative SBE participation, including this Consultant Services Authorization is 40.89%.

1. Services completed by the Consultant to date:  
**See ATTACHMENT B.**
2. Consultant shall begin work upon receipt of Notice to Proceed correspondence.
3. The compensation to be paid to the Consultant for providing the requested services shall be:
  - A. Computation of time charges plus expenses, not to exceed \$ 3,901.62
  - B. Fixed price of \$ 14,491,338.38
  - C. Total \$14,495,240.00
4. This Authorization may be terminated, in whole or in part, by the County with or without cause in accordance with the Contract terms. In the event of termination not the fault of the Consultant, the Consultant shall be compensated for all services performed to termination date, together with reimbursable expenses (if applicable) then due in accordance with the Contract terms. Consultant agrees to waive any and all claims for lost profits or anticipated future profits in the event of a termination with or without cause under this Contract.

CONSULTANT SERVICES AUTHORIZATION NO. 2  
Palm Beach County Water Utilities Department  
Contract for Consulting/Professional Services  
*Water Treatment Plant No. 2 Expansion*  
Resolution No. R2024-1424 Contract Dated October 22, 2024

**Project Title: Water Treatment Plant No. 2 Expansion**

**PBCWUD Project No.: 24-033**

5. SBE participation is included in **ATTACHMENT C** under this Authorization. The attached Schedule 1 defines the SBE applied to this Authorization and Schedule 2 establishes the SBE contribution from each Sub-Consultant (Letter of Intent).
6. This Authorization does not amend, change, or modify the Contract dated October 22, 2024 which remains in full force and effect.
7. All Attachments to this Authorization are incorporated herein and made a part of this Consultant Services Authorization.
8. The Contract and this Consultant Services Authorization is subject to the County Emergency Ordinance 2025-014, approved by the Board of County Commissioners on June 3, 2025.

CONSULTANT SERVICES AUTHORIZATION NO. 2  
Palm Beach County Water Utilities Department  
Contract for Consulting/Professional Services  
Water Treatment Plant No. 2 Expansion  
Resolution No. R2024-1424 Contract Dated October 22, 2024

Project Title: Water Treatment Plant No. 2 Expansion

PBCWUD Project No.: 24-033

IN WITNESS WHEREOF, this Authorization is accepted, subject to the terms, conditions and obligations of the aforementioned Contract.

PALM BEACH COUNTY, A POLITICAL SUBDIVISION OF THE STATE OF FLORIDA

Michael A. Caruso, Clerk of the Circuit Court  
& Comptroller, Palm Beach County

Palm Beach County, Board  
of County Commissioners

ATTEST:

Signed: \_\_\_\_\_

Signed: \_\_\_\_\_

Sara Baxter, Mayor

*AB*

*NPG  
JH*

Typed Name: \_\_\_\_\_  
Deputy Clerk

\_\_\_\_\_  
(Date)

Approved as to Form and Legal  
Sufficiency

Kimley-Horn and Associates, Inc.  
(Consultant)

Signed: \_\_\_\_\_

Jacob Lawson, P.E.  
(Print Name)

Typed Name: Michael W. Jones  
County Attorney

*Jacob B. Lawson*  
(Signature)

Vice President

\_\_\_\_\_  
(Title)

March 18, 2026

\_\_\_\_\_  
(Date)

STATE OF FLORIDA

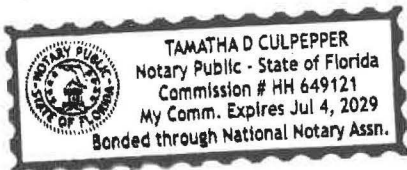
COUNTY OF Palm Beach

The foregoing instrument was acknowledged before me by means of  physical presence or  online notarization,  
this 18th day of March, 2026, by Jacob Lawson who is  personally known to me or  has produced  
as identification.

*Tamatha D. Culpepper*  
(Signature of Notary Public - State of Florida)

Tamatha D. Culpepper

\_\_\_\_\_  
(Print, Type, or Stamp Commissioned Name of Notary Public)



# Kimley»»Horn

March 18, 2025

## Certificate of Secretary

To Whom It May Concern:

I am the duly qualified and acting Secretary of Kimley-Horn and Associates, Inc., a North Carolina Corporation.

The following is a true copy of a resolution duly adopted by the Board of Directors of the corporation at the Board meeting held on December 15, 2025 and entered in the minutes of such meeting in the minute book of the corporation.

“The Board unanimously approved the contract signing authority of employees as presented.”  
(Copies of the employee lists as presented are enclosed.)

The resolution is in conformity with the articles of incorporation and bylaws of the corporation, has never been modified or repealed, and is now in full force and effect.

Dated: *December 30, 2025*

*Ashley Keil*

Ashley R. Keil, Secretary

(corporate seal)



**Kimley-Horn and Associates, Inc.**  
**FULL CONTRACT SIGNING AUTHORITY**  
**December 15, 2025**

The following individuals have authority to sign both standard and non-standard agreements directly related to serving clients ("Project Agreements"). Project Agreements include client contracts, subcontracts, project-specific vendor agreements, IPO's, contract amendments, non-disclosure agreements, teaming agreements, project-specific equipment and facility rental agreements for specific projects, and certifications related to proposals. This document does not grant authorization to sign other types of contracts or legal documents not directly related to client service such as office leases, software purchase or license agreements, tax returns, purchase agreements for supplies, or agreements to procure accounting, legal, recruiting, or similar services.

Atlantic				
<u>Baltimore City</u> Kraft, Jon Smith, Jeff	Millot, Sean Phillips, Mark	Musson, David Ponton, CJ Powell, Meredith Prunty, Rob Samba, David Sauro, Tom Schrader, Carly Smith, Andy Teague, Zach Walker, Michi Whyte, David	<u>Princeton</u> Diggan, Tony Gibson, Adam	France, Dave Funk, Scott Holland, Kimberly Holland, Stephen Mertig, Karl Moser, Emily Niss, Robyn Schmitt, Greg Votava, Chip Wharton, Michelle Williams, Kyle Yee, Jeremy
<u>Baltimore County</u> Bishop, Matt Lefner, Nick Linkous, Blaine	<u>Montgomery County</u> Murphy, Erin		<u>Richmond</u> Harrell, Matt Hill, Corey Lickliter, Ashley Madary Crum, Katie McCray, Danielle McPeters, Brian White, Tim	
<u>Boston</u> Jacques, Christopher Keegan, Kathy	<u>New York City - KHNy</u> Esch, Kelly LoFrisco, Daniel	<u>Northern Virginia</u> Carter, Erica D'Alessandro, Jonathan Elman, Paul Frosch, Colin Howell, Chris Kauppila, John Keil, Ashley Knox, Sarah Koopman, Jennifer Lefton, Steve McIntyre, Emma Miller, Sean	<u>Philadelphia Center City</u> Harmon, Amanda Hewitt, Maddy Hughes, Paul Morgan, Taylor	<u>Richmond West</u> Chance, Max Dougherty, Sean Perkins, Ryan
<u>Charlottesville</u> Oliver, Jonathan		<u>Pittsburgh</u> Beaves, Adele Beduhn, Tyler Moldovan, Bill	<u>Virginia Beach</u> Dallman, David Davidson, Scott Falk, Kathy Farthing, Andrew	<u>White Plains - KHNy</u> Apostoleris, Dean Canning, John Van Hise, Kevin
<u>Harrisburg</u> Bankert, Larry McGinley, Stephen				<u>Williamsburg</u> Basic, Christopher
<u>Loudoun</u> Bollinger, Kyle Giffin, Geoff				
California				
<u>Escondido</u> Kirby, Jennifer	Ranta, Sherry	Matson, Jason Melchor, Jason Melvin, Pearse	Pittalwala, Fareed Schmitt, Mike Weir, Matt	Valencia, Jason
<u>Irvine</u> Koivuniemi, Kyle	<u>Monterey</u> Falgout, Mark	<u>Pleasanton</u> Chazbek, Chadi Johnson, Miles Mowery, Mike Sowers, Brian Thal, Nicole	<u>San Diego</u> Barlow, Matthew Becker, Justin Cowan, Davie Harry, Jennifer Heustess, Aaron Kaltsas, Joe Madsen, Michael McCormick, Matt McWhorter, Sam Podegracz, Anthony Ulery, Megan	<u>San Jose</u> Hedayat, Leyla Mehta, Parag Venter, Frederik
<u>Long Beach</u> Hewitt, Melissa Phillips, Chad Starkey, Hunter	<u>Oakland</u> Akwabi-Ameyaw, Kwasi Colety, Mike Dankberg, Adam	<u>Riverside</u> Alvarez, Leticia		<u>San Mateo</u> Pulliam, John
<u>Los Angeles</u> Duong, Dan Fares, Jean Kyle, Greg Phaneuf, Alyssa	<u>Orange</u> Adrian, Darren Bossu, Dave Glaze, Jacob Kerry, Nikki Marechal, Jason	<u>Sacramento</u> Bhatt, Sheetal		<u>Santa Clarita</u> Chakravarthy, Sri
				<u>Temecula</u> Pollock, John
Carolinas				
<u>Charleston</u> Edmonson, Cole Guy, Jonathan	Taylor, Ben	<u>Fort Mill</u> Holcomb, John	<u>Raleigh</u> Adams, Richard Barber, Barry Beck, Chad Brewer, Brian Carter, Tim Cochran, Adam Cook, Richard Flanagan, Tammy Glass, Bri	Gresham, Teresa Hartshorn, Jason Howell, Cory Kuzenski, John Leverett, Chris Meador, Emily Netzer, Lesley Royal, Randy Thompson, Erin
<u>Charlotte</u> Blakley, Steve Denney, Seth Edwards, Matt Lewis, Ryan Racer, Joseph	<u>Columbia</u> Iser, Chris	<u>Greenville</u> Hensley, Alex		
	<u>Durham</u> Lewellyn, Earl Raney, Nolan	<u>Holly Springs</u> Brewer, Jordan		
Central				
<u>Dallas</u> Fraccaro, Joe Galloway, Steve Harris, Mark Henrichs, Tyler Lawhorn, Caroline Moss, Brad Rader, Aaron Samarripas, Anthony	Sulkowski, Nick Williamson, Sarah	James, Jeff Kubista, Kyle Landon, Jeff Nathan, Aaron Webb, Cole	Duenwald, Matt Hodge, Blake McCracken, Paul Ross, Casey	Schmidt, Luke
	<u>Fort Worth</u> Arnold, Doug Arnold, Scott Brewer, Cody Hill, Bradley Igo, Chris	<u>Frisco</u> Coppin, Tom Dickey, Kyle	<u>Irving Las Colinas</u> Ante, Nathan	<u>Richardson</u> Hoppers, Kevin New, Nathan
			<u>Oklahoma City</u>	<u>Terrell</u> Lucas, Matt

**Kimley-Horn and Associates, Inc.**  
**FULL CONTRACT SIGNING AUTHORITY**  
**December 15, 2025**

**Midwest**

<u>Chicago Downtown</u> Lemmon, Peter Marnell, Colleen Mayer, Joe Morton, J.J. Panter, Jake Whitson, Bryan	<u>Chicago West Suburbs</u> Albers, Emma Doolittle, Rob Fancier-Splitt, Rory Garner, Chad Heinen, Andy Kaufman, Philip Walker, Drew	Schnug, Regan  <u>Indianapolis</u> Butz, Bill Schreeg, Brandon Sheward, Bryan Timko, Mike Wolfred, Drew	<u>Kansas City South</u> Myers, Zach  <u>Northeast Ohio</u> Clements, Kevin  <u>Twin Cities</u> Bourdon, Brandon Elegert, Brandon Jensen, Matt Matzek, Will Phipps, Ryan Schmitz, Bill	Tadt, Eric Wall, Lisa Zimmerman, David  <u>Twin Cities South</u> Fosmo, Eric Moren, Luke  <u>Twin Cities West</u> Kuhnau, JoNette Manning, Jon Wurdeman, Brian
<u>Chicago North Suburbs</u> Cooper, Jason Stoehr, Peter Tracy, Eric	<u>Columbus</u> Muller, Justin Reeves, Mike Schall, Andy	<u>Kansas City</u> Kist, Matt McKerrow, Jeff		

**Mountain Pacific**

<u>Aspen</u> Christensen, Bryce	Hess, Mitchell McCallum, Jessica	Phelps, Randall Rowe, Curtis Salvagio, Robin Skeehan, Dan Sobieski, Dennis Watson, Kyle Wilhelm, Will Wolterstorff, Darren	Felton, Emily Sheahan, Caitlin  <u>Lehi</u> Bick, Chris  <u>Portland</u> Lahey, Anna Meyerhofer, Peter  <u>Salt Lake City</u> Borg, Alex Crowther, Brent	Herrick, Christine Johnson, Zach O'Brien, Molly  <u>Seattle</u> Belsick, Jody Chen, Nick Kamerath, Marcy Leistikio, David Reeverts, Canaan Valentine, Brian Williams, David
<u>Boise</u> Bard, Teller McDougald, Brandon	<u>Denver</u> Andryscik, Kory Colvin, Scott Garinger, Amy Griffin, Erin Heiberger, John Hopkins, Christopher Krell, Gabe Madrid, Shelby McGee, Meaghan	<u>Everett</u> Lincoln, Brad  <u>Fort Collins</u>		
<u>Broomfield</u> Mack, Dana Pratt, Anthony				
<u>Colorado Springs</u> Gunderson, Eric				

**North Florida**

<u>Daytona Beach</u> Stubbs, Jarod	Mecca, Joe Mullis, Mike Roland, George Shelton, Mark	Stickler, Brooks  <u>Melbourne</u> Husainy, Kinan  <u>Ocala</u> Busche, Richard Elliott, Cara Gartner, Amber	Losito, Gene  <u>Orlando</u> Chau, Hao Lenzen, Brent Littrell, Lance Mingonet, Scott Roberts, Heather Thigpen, Jonathan	Wagner, Kasey Wetherell, Ryan  <u>Tallahassee</u> DeVeau, Zach Kalbli, Shawn Lewis, Kelsey
<u>Gainesville</u> Brighton, Ali Towne, Chris	<u>Lake Nona</u> Ashby, Brian Martin, Jon Parker, Tiffany			
<u>Jacksonville</u> Deitsch, Brian				

**South**

<u>Alpharetta</u> Dufour, Zac Fannee, Angela Fannee, Lawson Hamilton, Jim James, Alvin Shearouse, Sarah Stricklin, David Walker, John Zittrauer, Derek	Coleman, Sean Elsey, Jeffrey Pastore, Cristina Ross, Rob Triplett, Kate  <u>Birmingham</u> Bailey, Clark Johnson, Elizabeth  <u>Chamblee</u> Manners, Jason	<u>Chattanooga</u> Skidmore, Ben  <u>Franklin</u> Espelet, Leo  <u>Memphis</u> Danley, Drake Minor, Henry Peregoy, Jarmon Peregoy, Jennifer	<u>Mobile</u> Starling, Charles  <u>Nashville</u> Boyd, Jenna Boyd, Mark Creasman, Brett Gram, Ryan McMaster, Ryan Neal, Philip Rhodes, Chris	<u>Peachtree Corners</u> Ergle, Kevin Horbal, Bradley Smith, Patrick  <u>Savannah</u> Gwaltney, Jamie Hunt, Rhodes Marsengill, Chris  <u>Woodstock</u> West, Brian
<u>Atlanta Midtown</u> Bosman, Eric				

**South Florida**

<u>Boca-Delray</u> Haggerty, Jordan Schwartz, Mike Tercilla, Lindsey Webber, Jason	Dabkowski, Adrian Emmons, Erin Falce, Chris McWilliams, John Robertson, Stewart Viola, Stefano	Collier, Julio Fye, Barton Herrera, Alberto Pasken, Ken  <u>Palm Beach Gardens</u> Long, Jamea Meyer, Allie	<u>Vero Beach</u> Good, Brian Hollen, Chris <b>Lawson, Jacob</b> Thomas, Melibe Van Rens, Peter  <u>West Palm Beach</u> Lee, Jason Rapp, Bryan	Regueiro, Eric Schanen, Kevin Walthall, David  <u>West Palm DOWntown</u> Heggen, Chris Spruce, Mike
<u>Fort Lauderdale</u> Alam, Mudassar Capelli, Jill Cordasco, John	<u>Miami</u> Almonte Royer, Leonte Baldo, Burt			

**Kimley-Horn and Associates, Inc.**  
**FULL CONTRACT SIGNING AUTHORITY**  
**December 15, 2025**

**Southwest**

<u>Las Vegas</u> Jones, Chris Moles, Richard Moore, Devin Mosley, Michael Wolf, Treasea	Grandy, Michael Margetts, Sterling Mutti, Brent Walnum, Nate	Henderson, Ben Kay, Tyler Kimm, Kevin Kissinger, John Marella, Damon Perillo, Adam Schmidt, Zachary Sjogren, Tim Smalkoski, Brian Thoma, Jayme	Whitehurst, Eric  <u>Reno</u> Hildebrandt, Heath Hughey, Stephen Nasset, Brent	Melvin, Enda Rutkowski, David  <u>Tucson</u> Payne, Kevin Rhine, Tim
<u>Mesa</u> Burm, Jason Ehrick, Taylor	<u>Phoenix</u> Artiles, Arnaldo Christian, Raj Connelly, Alissa Delmarter, Michael		<u>Scottsdale</u> Haney, Steve Jupp, Andrew	

**Texas South**

<u>Austin East</u> Hamilton, Bob	VanLeeuwen, Andy	<u>Bryan College Station</u> Harris, Chris Lucas, Michael	<u>Pearland</u> Deshpande, Vivek Hall, Andy	Pierce, Nolan Tait, Zach
<u>Austin North</u> Araque, Santiago Boecker, Brian Hudson, Harrison Kiewit, Jordan Neal, Trey	<u>Austin South</u> Mason, Sean Parker, Brian West, Craig Williams, Ben	<u>Houston</u> Cargill, Kenneth Frysinger, Ashley Frysinger, Chris Guillory, Brandon	<u>San Antonio</u> Brignon, Brit Cobler, Nathan Farnsworth, Jeff Holscher, Nick	<u>The Woodlands</u> Freeman, Steven Kirkland, Mark Lewis, Tyler Pickering, Brad

**West Florida**

<u>Fort Myers</u> Bryant, Lewis Clark, Kellie	Wynn, Jared	Schmid, Seth	<u>Tampa</u> Brenny, Martin Bulloch, Kelly Coffman, Jon Collins, Carroll Gilner, Scott Lee, Nathan	Nadeau, Gary Truman, Steve
<u>Lakeland</u> Lewis, Jason White, Wayne	<u>Sarasota</u> Cianfaglione, Chris Klepper, Kelley Leep, Jordan Pankonin, James	<u>St Petersburg</u> Arriaga, Brooke Bishop, Mark Dodge, Dawn Walker, Jordan		

CONSULTANT SERVICES AUTHORIZATION NO. 2  
Palm Beach County Water Utilities Department  
Contract for Consulting/Professional Services  
*Water Treatment Plant No. 2 Expansion*  
Resolution No. R2024-1424 Contract Dated October 22, 2024

**LIST OF ATTACHMENTS**

<b>ATTACHMENT A</b>	Scope of Services
<b>ATTACHMENT B</b>	Summary and Status of Consultant Services Authorizations
<b>ATTACHMENT C</b>	OSBD Schedules 1 and 2
<b>ATTACHMENT D</b>	Project Schedule
<b>ATTACHMENT E</b>	Budget Summary
<b>ATTACHMENT F</b>	Summary of SBE Business Tracking
<b>ATTACHMENT G</b>	Location Map

# ATTACHMENT A

## SCOPE OF SERVICES

**PBCWUD Project No.:** 24-033

**Project Title:** Water Treatment Plant No. 2 Expansion

Kimley-Horn and Associates, Inc. as "CONSULTANT" shall perform:

This Consultant Services Authorization (CSA) encompasses providing design, permitting and coordination with the selected Construction Manager at Risk (CMAR) for preconstruction services during design and development of the Guaranteed Maximum Price (GMP) for the Palm Beach County Water Utilities Department (PBCWUD) Water Treatment Plant No. 2 (WTP No. 2) Expansion. The project consists of implementing Nanofiltration (NF) Treatment, a new 30 million gallons per day (MGD) nanofiltration membrane treatment plant including physical and chemical pretreatment, process components, post treatment structures and equipment, finished water blending chamber, new chemical systems and upgrades to the existing systems, yard piping modifications, high service pump station, two (2) 5-MG ground storage tanks, reconfiguring of the existing 2.5 MG ground storage tank to a concentrate storage tank, integration of the existing deep injection well, ten (10) new raw water supply wells and raw water piping, two (2) replaced raw water supply wells, upgrades to pumps and motors for fourteen (14) existing wells, upgrades to electrical for seven (7) of the aforementioned fourteen (14) existing wells, new operations offices, conference room, control room, emergency generation systems, chemical storage and pumping systems. Should PBCWUD request five (5) or more new raw water supply wells to provide 20% additional capacity in addition to the ten (10) new raw water supply wells in this contract, CONSULTANT may provide this as an additional service. The goal is to expand the rated capacity of the facility to produce a total of 30 MGD finished water for distribution. The existing 16.4 MGD rated capacity of lime softening and Magnetic Ion Exchange (MIEX®) treatment process will remain and will not contribute to the overall rated capacity of the WTP No. 2 but will serve as standby equipment in the instance PBCWUD desires to operate the NF and conventional treatment processes in parallel. Due to minimum flow restrictions with the existing conventional treatment process (3 MGD) and the impending Maximum Contaminant Level (MCL) regulations for Per- and Polyfluoroalkyl Substances (PFAS) by the United States Environmental Protection Agency (USEPA), blending of conventional treated water with NF product water will not be incorporated. The CONSULTANT will provide a complete design for a 30 MGD NF treatment plant in finished water production capacity and apply for and coordinate all permits.

WTP No. 2 is a 16.4 million gallons per day (MGD) rated capacity facility that withdraws raw water from sixteen (16) existing Surficial Aquifer System (SAS) wells. The wellfield has a 22.6 MGD Consumptive Use Permit (CUP) allocation from the South Florida Water Management District (SFWMD), based on average daily flow. This permit allows for up to 28.3 MGD of raw water, based on max month. The proposed improvements to expand capacity up to 30 MGD and remove PFAS do not currently include adequate raw water capacity for WTP No. 2. As such, PBCWUD desires to expand their WTP No. 2 wellfield through ten (10) additional SAS wells, replacement of two (2) existing open hole wells, and upgraded electrical and/or pump and motors as needed to the remaining fourteen (14) existing wells. At this time, PBCWUD does not intend to modify their Consumptive Use Permit (CUP) for a capacity increase but rather include ten (10) of the additional wells that are currently listed as future to be active. A modification (by others, JLA Geosciences, Inc. (JLA)) to the CUP will be required to incorporate the alternative well locations identified in recent efforts that weren't previously identified in the CUP and to increase capacity required for 30 MGD finished water production. It is assumed that PBCWUD will perform field pressure testing for the existing raw water piping to confirm pressure rating of existing piping.

Both the MIEX and NF treated water are intended to have the ability to be blended for finished water

stabilization and stored onsite within the existing ground storage tanks, if desired by the PBCWUD. The design will include a new high service pump station to be incorporated within the existing site to replace the aged and capacity limited pump station currently serving the facility. The new high service pump station is anticipated to be a standalone structure and will provide full pumping capacity to meet average and peak demands of the expanded WTP No. 2 facility.

Recently, a new deep injection well has been constructed for this facility which will provide concentrate disposal for the membrane process and brine disposal for the MIEX anion exchange process. The deep injection well is slated to be fully constructed, performance tested and commissioned prior to the NF facility's construction completion.

General upgrades for the integration of the new facility in parallel with the existing treatment, storage and pumping components will include process interlinkage and yard piping integration.

Ground storage is also a critical function of the facility's operation. This phase of upgrades includes two (2) new 5.0 MG ground storage tanks to be installed north of the two (2) existing ground storage tanks to facilitate peak hour buffering as well as the storage capacity for the coming decades. Additional features to the new tanks include tank mixers to promote uniform water quality in the finished water sent out for distribution. To facilitate the new treatment components, the existing 2.5 MG ground storage tank located central to the plant site will be reconfigured to be utilized for membrane concentrate storage as a backup to the deep injection well.

The comprehensive upgrades within this project are all important to support the extended operation and compliance of WTP No. 2. The CONSULTANT established this scope of services based upon the previous Basis of Design Report (BoDR) as part of CSA No. 1. It is anticipated that multiple packages can be split and take separate design, permitting and GMP tracts. The selected packages will be implemented to support like contractors doing similar work as well as cost-effective delivery for PBCWUD. It is understood that PBCWUD will be engaging with a Construction Manager at Risk (CMAR) for pre-construction phase services and construction phase services. It is understood that the CMAR will be participating in design meetings and workshops with PBCWUD and CONSULTANT.

In general, this project consists of the following general design and construction packages:

- Wellfield Expansion:
  - Design of ten (10) additional well sites for WTP No. 2
  - Design of two (2) replaced open hole wells within the existing wellfield for WTP No. 2 with new screened wells
  - Design of electrical and/or pump and motor upgrades of fourteen (14) existing wells for WTP No. 2 wellfield
  - Permitting
  - CMAR bid phase services
- Raw Water Main Improvements
  - Design Package for raw water main from the proposed ten (10) additional wells to the WTP No. 2 and for finished water main from the new High service pump station to the existing finished water main
  - Fiber optic routing from the new well sites to WTP No. 2
  - Fiber optic routing from WTP No. 2 to Central Region Operations Center (CROC)
  - Permitting
  - CMAR bid phase services
- 30 MGD NF WTP No. 2:
  - High service pump station
  - Two (2) additional 5 MG ground storage tanks
  - Reconfiguration of the 2.5 MG ground storage tank
  - Design Package for 30 MGD Nanofiltration WTP

- New process and administration building
- New post-treatment clearwell facility with odor control system
- New chemical storage and pumping facilities
- Permitting
- CMAR bid phase services

Any services not specifically provided for in the scope of services, as well as any changes in the scope requested by PBCWUD or extensions to the project schedule, will be considered additional services requiring additional fee and will be performed based on written CSA's approved prior to performance of the additional services.

## **TASK 1 – WELLFIELD EXPANSION**

### **Subtask 1.1 Project Meetings and Administrative Assistance**

CONSULTANT will prepare for and attend up to four (4) project meetings with PBCWUD, including:

- One (1) project kickoff meeting
- One (1) preliminary design meeting
- Two (2) design review meetings

It is understood that the preliminary design meeting and one (1) of the design review meetings will occur prior to the CONSULTANT's 90% design deliverable and will include coordination with PBCWUD and the CMAR.

CONSULTANT will utilize the services of the following SUBCONSULTANTS for professional services to be rendered under this task:

- JLA – Hydrogeological Services
- Hillers Electrical Engineering, Inc. (HEE) – Electrical Design Services

#### **Subtask 1.1 Deliverables:**

- Meeting Agendas – in electronic format (PDF)
- Meeting Minutes – in electronic format (PDF)

### **Subtask 1.2: Environmental Due Diligence, Geotechnical Engineering and Topographic Survey and Subsurface Utility Exploration (SUE)**

CONSULTANT will complete a site visit (4 hours) for each of the well sites as a preliminary survey of the sites for listed species. This will be a preliminary visit and findings will be summarized in an email to PBCWUD noting any preliminary findings at the well sites. This preliminary site visit is not exhaustive or complete and doesn't substitute for a full survey as it is intended to identify if the potential for listed species is present at the well sites.

CONSULTANT will complete a Listed Species Memorandum for the ten (10) proposed well sites and two (2) replaced open hole well sites. CONSULTANT will review readily available Geographic Information System (GIS) databases to determine listed species known in the area or those species that could potentially occur on the project sites or immediate vicinity. This task will also include a review of information from the Florida Natural Areas Inventory (FNAI) and the Florida Fish and Wildlife Conservation Commission (FWC) regarding known occurrences of listed species on and near the project sites.

In accordance with the FWC guidelines, CONSULTANT will perform one (1) 100% gopher tortoise survey to locate potentially occupied and abandoned gopher tortoise burrows within the project area. Burrows will be located with GPS and activity status will be noted. The results of the survey will be summarized in a brief memorandum with a graphic depicting the burrows identified during the field survey.

Per the guidelines, the 100% survey is only valid for 90 days. If more than 90-days elapses between the 100% survey and project construction, another 100% survey will be required. This is generally performed immediately before construction commences as a part of the construction phase. If an additional gopher tortoise survey is needed during the design phase, it can be provided as an additional service. This proposal assumes that the gopher tortoise survey will take five (5) days to complete. If on-site conditions require additional survey days, this will be considered an additional service.

If any potentially occupied or active burrows identified during the 100% survey will be impacted by the proposed development, a gopher tortoise relocation permit from the FWC and gopher tortoise relocation will be required.

CONSULTANT shall prepare one (1) gopher tortoise relocation permit application for the well sites. This task will include an online submittal of the application to FWC, including a map of the gopher tortoise burrows identified during survey, as well as follow up and coordination to obtain the permit. All permit fees shall be paid by PBCWUD.

This scope assumes that all tortoises will be relocated through backhoe excavation of gopher tortoise burrows under a separate authorization of additional services amending this scope of work or through a separate scope of work authorization. If on-site conditions require the addition of relocation through bucket trapping of gopher tortoise burrows, this service can be provided as an additional service.

**Soft-digs & Locates:** CONSULTANT will utilize the services of a SUBCONSULTANT (Craig A. Smith & Associates, LLC. (CAS)) to coordinate and provide up to ten (10) subsurface investigations using soft-dig technique for anticipated underground conflicts.

**Survey:** CONSULTANT will utilize the services of a SUBCONSULTANT (Brown & Phillips, Inc. (B&P)) to prepare a topographic survey for ten (10) new surficial well sites and two (2) replaced open hole surficial well sites. It is assumed all work will be constructed on PBCWUD or Palm Beach County owned land. Boundary surveys, if required, can be performed as an additional service.

**Geotechnical:** CONSULTANT will utilize the services of a SUBCONSULTANT (WIRX Engineering LLC (WIRX)) to conduct geotechnical engineering evaluation for the planned work.

CONSULTANT will utilize the services of the following SUBCONSULTANTS for professional services to be rendered under this task:

- WIRX – Geotechnical Engineering
- B&P – Surveying Services
- CAS – Subsurface Utility Exploration and Ground Penetrating Radar

**Subtask 1.2 Deliverables:**

- Email documenting findings from preliminary site visit – in electronic format (email)
- Listed Species Memorandum – in electronic format (PDF)
- Gopher Tortoise Survey – in electronic format (PDF)
- Well Site Topographical Survey – in electronic format (PDF)
- Soft Digs and Utility Locates – in electronic format (PDF)
- Geotechnical Exploration Report – in electronic format (PDF)

**Subtask 1.3 Design Engineering**

CONSULTANT will perform the design services recommended as part of the Basis of Design Report (BoDR) provided as part of CSA No. 1. CONSULTANT will perform design for site development of

the proposed ten (10) new wells and two (2) replaced open hole wells. Should PBCWUD request five (5) or more new raw water supply wells to provide 20% additional capacity in addition to the ten (10) new raw water supply wells in this contract, CONSULTANT may provide this as an additional service.

CONSULTANT will perform design services to prepare the civil, mechanical, landscape architecture, instrumentation/control and electrical construction plans and specifications for the twelve (12) wells and wellheads (10 new and 2 replaced). CONSULTANT will also prepare electrical upgrades for seven (7) existing well locations to support the increased horsepower needed to feed the NF membrane treatment process. Pump upgrades will be designed for fourteen (14) existing well locations to increase the discharge head conditions to feed the NF membrane treatment process. All wells will be designed to include fiber optic communications or be upgraded with fiber optic communications to the WTP No. 2 control systems.

CONSULTANT will prepare design documents for twelve (12) surficial aquifer supply wells, each rated for 1,200 gallons per minute (gpm), constructed with gravel pack, stainless steel screen, PVC casing, a submersible turbine pump, ductile iron piping for wellhead piping, a flow meter, and air release valve.

CONSULTANT will prepare design documents for seven (7) existing surficial aquifer supply wells to include both electrical and pump upgrades.

CONSULTANT will prepare design documents for seven (7) existing surficial aquifer supply wells to include pump upgrades.

CONSULTANT will perform the following calculations:

- Structural calculations for well pads, pipe and pump supports, and fencing.
- Hydraulic calculations for each new wellhead to select pipe sizes and determine pump design conditions.
- Coordinate with pump representatives to select the new well pumps for each of the new well sites.

CONSULTANT will utilize the services of the following SUBCONSULTANTS for professional services to be rendered under this task:

- HEE – Electrical Design Services

***Subtask 1.3 Deliverables:***

- Comment Matrix – in electronic format (Excel)

**Subtask 1.4 Construction Document Preparation**

CONSULTANT will prepare design drawings and specifications for the well improvement components identified in the BoDR to be completed under CSA No. 1. Design documents will consist of construction plans and technical specifications.

CONSULTANT anticipates 135-145 construction plan sheets required for this project. The overall anticipated sheet list is included in an Appendix.

Deliverables will be prepared and submitted at the 90%, and final 100% (bidding) design intervals. The number of anticipated drawings for each of the following subtasks is listed in the appendix and is used to estimate the effort for deliverable production.

CONSULTANT will respond to a reasonable round of comments from PBCWUD and CMAR. Review comments from PBCWUD and CMAR at each design submittal phase will be collected, discussed at design deliverable review meetings and considered for implementation in design documents.

CONSULTANT will utilize the services of the following SUBCONSULTANTS for professional services to be rendered under this task:

- JLA Geosciences – Hydrogeological Services
- HEE – Electrical Design Services

**Subtask 1.4 Deliverables:**

- 90% Design Documents including Plans and Technical Specifications – in electronic format (CAD, PDF)
- 100% Design Documents including Plans and Technical Specifications – in electronic format (CAD, PDF, BIM 3D Model)
- Comment Matrix – in electronic format (Excel)

**Subtask 1.5 Permitting**

CONSULTANT will prepare and submit signed and sealed plans for the Palm Beach County Right-of-Way (ROW)/Utility Permit for the stormwater connection. CONSULTANT will respond to up to two (2) requests for additional information (RAI) from Palm Beach County Land Development. PBCWUD will pay permit application fees directly.

CONSULTANT will prepare and submit the completed application form and required supporting documentation for the LWDD permit application. CONSULTANT will respond to up to two (2) requests for additional information from LWDD. PBCWUD will pay permit application fees directly.

CONSULTANT will prepare and submit signed and sealed plans for the Palm Beach County Engineering and Public Works - Land Development Division driveway permit. CONSULTANT will respond to up to two (2) requests for additional information from Palm Beach County Land Development. PBCWUD will pay permit application fees directly.

CONSULTANT will prepare and submit signed and sealed plans for the Palm Beach County Environmental Resources Management (PBCERM) permit. It is assumed one permit may be applied for up to twelve (12) well sites. CONSULTANT will respond to up to two (2) requests for additional information from PBCERM. PBCWUD will pay permit application fees directly.

CONSULTANT will prepare and submit signed and sealed plans, completed application form, and required support documentation for the Florida Department of Transportation (FDOT) permit application. CONSULTANT will respond to up to one (1) request for additional information from the FDOT. PBCWUD will pay permit application fees directly.

CONSULTANT will prepare and submit signed and sealed plans, specifications, completed application form, and required support documentation for the Florida Department of Environmental Protection (FDEP) permit application (Palm Beach County Health Department). CONSULTANT will respond to up to two (2) requests for additional information from the Health Department. PBCWUD will pay permit application fees directly.

It is understood that the CMAR will apply for and obtain the following permits:

- Palm Beach County Planning, Zoning, and Building Department permit
- South Florida Water Management District (SFWMD) well construction permit

**Subtask 1.5 Deliverables:**

- Palm Beach County ROW Permit Application, RAI Response – in electronic format (PDF)
- LWDD Permit Application, Pre-application Meeting, RAI Response – in electronic format (PDF)
- Palm Beach County Engineering and Public Works - Land Development Division driveway permit, RAI response – in electronic format (PDF)
- PBCERM permit, RAI Response – in electronic format (PDF)
- FDOT Permit Application, RAI Response – in electronic format (PDF)
- FDEP Application to Construct (to PBCHD), RAI Response – in electronic format (PDF)

**Subtask 1.6 Bid Phase/CMAR GMP Services**

CONSULTANT will assemble the bid documents consisting of drawings and technical specifications needed for the CMAR to advertise each construction bid package. CONSULTANT will review front end documentation prepared by PBCWUD. PBCWUD's CMAR will advertise all bidding documents and addendums and pay all associated costs through the CMAR bidding administration process.

CONSULTANT will attend up to one (1) pre-bid meeting with the PBCWUD, CMAR, and potential Bidders/Contractors to perform a site walk and discuss the project.

CONSULTANT will respond to a reasonable number of questions from the CMAR and Contractor's during the bid process. This scope of services assumes that up to two (2) addenda will be issued during the bid phase.

CONSULTANT will provide a review of the bid selected by the CMAR for accuracy and completeness.

CONSULTANT will provide conformed documents incorporating all bidders' questions and adjustments to the plans and specifications.

CONSULTANT will utilize the services of the following SUBCONSULTANTS for professional services to be rendered under this task:

- JLA – Hydrogeological Services
- HEE – Electrical Design Services

**Subtask 1.6 Deliverables:**

- Attendance at Pre-bid Meeting
- Up to two (2) addenda responses – in electronic format (PDF)
- CMAR Bid Review Summary Support – in electronic format (PDF)
- Conformed Construction Plans and Specifications – in electronic format (PDF)

**TASK 2 RAW WATER MAIN IMPROVEMENTS**

The raw water piping infrastructure is needed to convey the added raw water capacity to WTP No. 2. CONSULTANT will design the following raw water infrastructure:

- Raw watermain from the ten (10) proposed well sites and two (2) replaced open hole well sites to WTP No. 2.
- Fiber optic cable from well sites to WTP No. 2
- Fiber optic cable from WTP No. 2 to CROC

**Subtask 2.1 Project Meetings and Administrative Assistance**

CONSULTANT will prepare for and attend up to nine (9) project meetings with PBCWUD, including:

- One (1) preliminary design alignment and project kickoff meeting
- Three (3) Design and PBCWUD staff coordination workshops
- One (1) CMAR design and constructability workshops
- Two (2) design review meetings
- Two (2) permitting meetings

CONSULTANT will utilize the services of the following SUBCONSULTANTS for professional services to be rendered under this task:

- HEE – Electrical Engineering

***Subtask 2.1 Deliverables:***

- Meeting Minutes – in electronic format (PDF)

**Subtask 2.2 Subconsultant Support Services**

***Geotechnical Services*** SUBCONSULTANT (WIRX): Perform subsurface explorations along the water main route necessary for the characterization of the existing subsurface conditions and development of preliminary design criteria for the proposed water main.

***Survey*** SUBCONSULTANT (B&P): A topographic survey in accordance with current standards shall be performed, in addition to a right-of-way survey.

***Easements*** SUBCONSULTANT (B&P): will prepare legal descriptions and sketches of required easements. It is assumed PBCWUD will coordinate with landowners for the required easements.

***Subsurface Utility Exploration*** SUBCONSULTANT (CAS): will perform subsurface utility exploration (SUE) services for the raw watermain route.

CONSULTANT will utilize the services of the following SUBCONSULTANTS for professional services to be rendered under this task:

- WIRX – Geotechnical Engineering
- CAS – Soft Digs and Locates
- B&P – Survey

***Subtask 2.2 Deliverables:***

- Geotechnical Report – in electronic format (PDF)
- Site Survey – in electronic format (CAD and PDF)
- Legal Descriptions and Sketches – in electronic format (PDF)
- Subsurface Survey Report – in electronic format (PDF)

**Subtask 2.3 Raw and Finished Water Main Design**

The preliminary design routing alignment (30%) shall address the horizontal alignment of the project and shall include the base survey in the background. The intent of the preliminary design routing alignment is for the CONSULTANT to acquire PBCWUD acceptance of the final raw water main alignment along the corridor that will be defined on the base sheets (without any profiles), connections, and valve locations. It is understood that the raw water main alignment will route to ten (10) new well sites and the two (2) open hole well replacements will include raw water main connections to the existing piping. Any additional wells will require design for additional raw water main routing which can be provided as an additional service. Existing utilities will be identified along with possible conflicts. The intended locations of geotechnical bores and soft dig locations will be noted. Areas requiring additional easement or right-of-way acquisition, if any, will be noted. This design phase will lock the design basis prior to the development of further construction documents.

Installation methods are anticipated to be predominantly open-cut with trenchless methods specified in areas where open-cut is not feasible or permissible.

CONSULTANT will prepare and present a route alignment design to PBCWUD for review and comment during a route alignment review meeting. CONSULTANT will revise the route alignment up to one (1) time to address comments. Once the route alignment is reviewed and accepted by PBCWUD, CONSULTANT will provide route to SUBCONSULTANTS as part of task 2.2 and CONSULTANT will proceed forward with subsequent design interval.

CONSULTANT will design location of air release valves for the new raw water main.

It is assumed that PBCWUD will perform field pressure testing for the existing raw water piping to confirm pressure rating of existing piping. CONSULTANT will identify the location(s) of the pressure testing to be performed by PBCWUD.

CONSULTANT will coordinate roadway and drainage restoration. No roadway or drainage design is included in this scope of work but the roadway and/or drainage shall be repaired in accordance with FDOT, PBC, and PBCWUD standards.

SUBCONSULTANT (HEE) will design fiber optic (FO) conduit and pull box raceway system to support the wellfield.

CONSULTANT will create a base map of the area that combines the survey information, soft digs, and record drawing information that was obtained as a part of this project. The design will comply with the Palm Beach County Water Utilities Minimum Engineering Standards (latest edition) and applicable provisions of the Florida Administrative Code. The plans and specifications prepared will be suitable for permitting, public bidding, and construction. Design submittal requirements will be in accordance with the Palm Beach County Water Utilities Standard Design Manual.

CONSULTANT, as part of CSA No. 1, performed hydraulic modeling of PBCWUD's WTP No. 2 raw water main. It is understood that raw water modeling is not included in this scope.

CONSULTANT will utilize the services of the following SUBCONSULTANTS for professional services to be rendered under this task:

- HEE – Electrical Engineering

**Subtask 2.3 Deliverables:**

- Preliminary Route Alignment – in electronic format (PDF)
- Comment Matrix– in electronic format (Excel)

**Subtask 2.4 Construction Document Preparation**

CONSULTANT will prepare design drawings and specifications for the components identified in the BoDR submitted under CSA No. 1. Design documents will consist of construction plans and technical specifications.

CONSULTANT anticipates 45-50 construction plan sheets required for this task. The overall anticipated sheet list is included in an Appendix.

Deliverables will be prepared and submitted at the 60%, 90% (CMAR GMP), and final 100% (conformed) design intervals. The number of anticipated drawings for each of the following subtasks is listed in an appendix and is used to estimate the effort for drawing production.

CONSULTANT will provide comment responses to PBCWUD. Review comments from PBCWUD at each design phase will be collected, discussed at design deliverable review meetings and

considered for implementation in design documents.

CONSULTANT will utilize the services of the following SUBCONSULTANTS for professional services to be rendered under this task:

- HEE – Electrical Design Services

**Subtask 2.4 Deliverables:**

- 60% Design Documents including Plans and Technical Specifications – in electronic format (CAD, PDF)
- 90% Design Documents including Plans and Technical Specifications – in electronic format (CAD, PDF)
- 100% Design Documents including Plans and Technical Specifications – in electronic format (CAD, PDF)
- Comment Matrix– in electronic format (Excel)

**Subtask 2.5 Permitting**

CONSULTANT will prepare documents and permit application (FAC 62-555.900(1)) for raw water main and submit to PBCHD. CONSULTANT will respond to up to two (2) requests for additional information. PBCWUD will pay permit application fees directly.

CONSULTANT will attend up to one (1) pre-application meeting with Palm Beach County Engineering prior to submitting the right-of-way (ROW) permit. CONSULTANT will prepare permit support documents and submit accordingly. CONSULTANT will respond to up to two (2) reasonable requests for additional information. PBCWUD will pay permit application fees directly.

CONSULTANT will prepare and submit a permit application to Florida Department of Transportation (FDOT) for their review for the installation of the proposed raw water main traversing parallel to Forest Hill Boulevard in the FDOT right of way(s). CONSULTANT shall monitor the permit application throughout the review/approval process. CONSULTANT shall submit the permit application to FDOT for review and meet with FDOT (estimated to be no more than one (1) meeting) to discuss FDOT's review comments. CONSULTANT shall provide responses to up to one (1) reasonable Requests for Additional Information (RAI) and submit to FDOT for review. PBCWUD will pay permit application fees directly.

CONSULTANT will provide up to two (2) coordination meetings with Palm Beach County Parks and Recreation and/or the City of Greenacres for the proposed raw water main and finished water main traversing through the parks along Pinehurst Drive including Okeeheelee Park, Greenacres Freedom Park, and the PBC Bike Park located east of Pinehurst Drive. CONSULTANT will incorporate Parks and Recreation input into design plans, where feasible.

CONSULTANT will provide an adequate set of drawings and plans to the PBC ERM for review and comment. CONSULTANT will incorporate comments from ERM into subsequent submittal for approval. Any documentation pertaining to fuel tank registration will be handled during construction and is not included in this scope of services.

CONSULTANT will utilize the services of the following SUBCONSULTANTS for professional services to be rendered under this task:

- HEE – Electrical Design Services

**Subtask 2.5 Deliverables:**

- Palm Beach County ROW Permit Application and Pre-application Meeting Minutes – in electronic format (PDF)
- FDOT ROW Permit Application and Meeting Minutes – in electronic format (PDF)

- FDEP Application to Construct (FAC 62-555.900(1)) (to PBCHD) – in electronic format (PDF)
- PBC Parks and Recreation Plans Submittal & Coordination Meetings (2) Minutes – in electronic format (PDF)
- PBCERM permit application – in electronic format (PDF)

### **Subtask 2.6 Bid Phase/CMAR GMP Services**

CONSULTANT will assemble the bid documents consisting of drawings and technical specifications needed for the CMAR to advertise each construction bid package. CONSULTANT will review front end documentation prepared by PBCWUD. PBCWUD's CMAR will advertise all bidding documents and addendums and pay all associated costs through the CMAR bidding administration process.

CONSULTANT will attend up to one (1) pre-bid meeting with the PBCWUD, CMAR and potential Bidders/Contractors to perform a site walk and discuss the project.

CONSULTANT will respond to a reasonable number of questions from Contractor(s) during the bid process. This scope of services assumes that up to two (2) addenda will be issued during the GMP phase.

CONSULTANT will provide a review of the CMAR selected bid for accuracy and completeness.

CONSULTANT will provide conformed documents incorporating all bidders' questions and adjustments to the plans and specifications.

CONSULTANT will utilize the services of the following SUBCONSULTANTS for professional services to be rendered under this task:

- HEE – Electrical Design Services

#### ***Subtask 2.6 Deliverables:***

- Pre-bid Meeting and Site Visit attendance
- Up to two (2) addenda responses – in electronic format (PDF)
- CMAR Bid Review Summary Support– in electronic format (PDF)
- Conformed Plans and Specifications– in electronic format (CAD, PDF)

### **TASK 3: 30 MGD NF WTP No. 2**

#### **Subtask 3.1 Project Meetings and Administrative Assistance**

CONSULTANT will prepare for and attend up to thirty-one (31) project meetings with PBCWUD, including:

- One (1) project kickoff meeting
- Twenty-five (25) Design, PBCWUD staff, and CMAR coordination workshops  
Design coordination workshops will include a detailed review of components incorporated into the design for input from operations, maintenance, engineering and CMAR staff. Each of the design workshops will focus on a piece of equipment, process component, or series of components where the design will be described, calculations reviewed, and equipment selections made. Subconsultants will be included within the specific meetings that incorporate their design tasks. The purpose of these meetings is to get concurrence from all parties so the design can be finalized for each piece of equipment/process in the WTP No. 2 design process.
- Three (3) design review meetings
- Two (2) permitting meetings

CONSULTANT will utilize the services of the following SUBCONSULTANTS for professional services to be rendered under this task:

- HEE – Electrical Engineering
- (Colome & Associates, Inc. (COL)) - Architectural
- C Solutions, Inc. (C Solutions) – Civil Engineering
- HBC Engineering Company (HBC) – Structural Engineering

**Subtask 3.1 Deliverables:**

- Meeting Agendas – in electronic format (PDF)
- Meeting Minutes – in electronic format (PDF)

**Subtask 3.2 Subconsultant Support**

**Soft-digs & Locates:** SUBCONSULTANT (CAS) will coordinate and provide subsurface utility exploration (SUE) investigations using soft-dig technique for anticipated underground conflicts. Work will include utility designation and survey to identify horizontal location of existing utilities within the proposed work area.

**Survey:** SUBCONSULTANT (B&P) will prepare a boundary and topographic survey of the WTP No. 2 site. It is assumed all work will be constructed on PBCWUD or PBC owned land.

**Geotechnical:** SUBCONSULTANT (WIRX) will conduct geotechnical engineering evaluation for the planned work. The scope includes determining if the bearing capacity and other soil characteristics are suitable to construct the proposed structures, including pipelines.

**Architect:** SUBCONSULTANT (COL) will provide architectural, planning and interior design services. The following buildings are anticipated as part of this scope of services:

- WTP No. 2 High Service Pump Station
- WTP No. 2 Process & Administration Building
- WTP No. 2 Clearwell
- WTP No. 2 Transfer Pump Station
- WTP No. 2 Chemical Building

**Structural:** SUBCONSULTANT (HBC) will provide structural engineering and design phase services associated with this project. Design of the following buildings are included in the scope of services:

- WTP No. 2 High Service Pump Station
- WTP No. 2 Process & Administration Building
- WTP No. 2 Clearwell
- WTP No. 2 Transfer Pump Station
- WTP No. 2 Chemical Building

CONSULTANT will utilize the services of the following SUBCONSULTANTS for professional services to be rendered under this task:

- CAS – Soft Digs and Locates
- COL – Architect
- HBC – Structural
- WIRX – Geotechnical Engineering
- B&P – Survey

**Subtask 3.2 Deliverables:**

- Subsurface Survey Report – in electronic format (PDF)
- Geotechnical Report – in electronic format (PDF)

- Site Survey – in electronic format (PDF and AutoCAD file)

### **Subtask 3.3: Environmental Due Diligence**

CONSULTANT will complete an abbreviated site visit (4 hours) covering the WTP No. 2 site as a preliminary survey of the sites for listed species. This will be a preliminary visit and findings will be summarized in an email to PBCWUD noting any preliminary findings at WTP No. 2. This preliminary site visit is not exhaustive or complete and doesn't substitute for a full survey as it is intended to identify if the potential for listed species is present.

CONSULTANT will complete a Listed Species Memorandum for the WTP No. 2 site. CONSULTANT will review readily available GIS databases to determine listed species known in the area or those species that could potentially occur on the project sites or immediate vicinity. This task will also include a review of information from the Florida Natural Areas Inventory (FNAI) and the Florida Fish and Wildlife Conservation Commission (FWC) regarding known occurrences of listed species on and near the project sites.

In accordance with the Florida Fish and Wildlife Conservation Commissions (FWC) guidelines, CONSULTANT will perform one (1) 100% gopher tortoise survey to locate potentially occupied and abandoned gopher tortoise burrows within the project area. Burrows will be located with GPS and activity status will be noted. The results of the survey will be summarized in a brief memorandum with a graphic depicting the burrows identified during the field survey.

Per the guidelines, the 100% gopher tortoise survey is only valid for 90 days. If more than 90-days elapses between the 100% survey and project construction, another 100% survey will be required. This is generally performed immediately before construction commences as a part of the construction phase. If an additional gopher tortoise survey is needed during the design phase, it can be provided as an additional service. This proposal assumes that the gopher tortoise survey will take five (5) days to complete. If on-site conditions require additional survey days, this will be considered an additional service.

If any potentially occupied or active burrows identified during the 100% survey will be impacted by the proposed development, a gopher tortoise relocation permit from the FWC and gopher tortoise relocation will be required.

CONSULTANT shall prepare one (1) gopher tortoise relocation permit application for the WTP No. 2 site. This task will include an online submittal of the application to FWC, including a map of the gopher tortoise burrows identified during survey, as well as follow up and coordination to obtain the permit prior to construction commencement. All permit fees shall be paid by the PBCWUD.

This scope assumes that all tortoises will be relocated through backhoe excavation of gopher tortoise burrows under a separate authorization of additional services amending this scope of work or through a separate scope of work authorization. If on-site conditions require the addition of relocation through bucket trapping of gopher tortoise burrows, this service can be provided as an additional service.

#### **Subtask 3.3 Deliverables:**

- Listed Species Memorandum– in electronic format (PDF)
- Gopher Tortoise Survey– in electronic format (PDF)

### **Subtask 3.4: Pre-treatment System Design**

This scope of services assumes a sand strainer filtration system will be necessary to remove suspended sand solids in the raw water. CONSULTANT will coordinate with equipment vendors for final design of the previously selected sand strainer systems as part of CSA No. 1.

CONSULTANT will design the proposed sand strainer system, structural support slab and backwash piping for the proposed strainers. CONSULTANT will design NF pretreatment cartridge filter vessels for additional physical pre-treatment upstream of the membrane system. CONSULTANT will coordinate with Original Equipment Manufacturers for sand strainers and cartridge filter selection. The pretreatment system will also include inline static mixers to support chemical injections and mixing of the chemical within the raw water supply piping system.

CONSULTANT will design the raw water and pre-treatment status and control panels and pre-treatment chemical feed systems. These systems are anticipated to include sulfuric acid and scale inhibitor.

CONSULTANT will conduct process piping design, including hydraulics evaluation of the raw water pre-treatment system. CONSULTANT will size the raw water system for buildout capacity (30 MGD) of the WTP No. 2.

CONSULTANT will utilize the services of the following SUBCONSULTANTS for professional services to be rendered under this task:

- HEE – Electrical Design Services

***Subtask 3.4 Deliverables:***

- Equipment Selection List

**Subtask 3.5 NF Treatment Process**

CONSULTANT will design NF process building floor plan. CONSULTANT will include in the process room the NF trains, cartridge filter pre-treatment, Clean-in-Place System, chemical feed rooms, electrical room, generator room, control room. Other process areas may be incorporated during the design.

CONSULTANT will provide process piping design, including hydraulics evaluation of the feedwater, product, and concentrate piping systems. CONSULTANT will provide process design for NF treatment trains, including membrane element selection, train array, train piping, controls, water quality sampling stations, and instrumentation. The trains will be designed to allow cleaning of individual trains while others are operational.

SUBCONSULTANT (HEE) will provide electrical design, including power, instrumentation and controls for each of the NF trains, fire alarm, and access controls for the building.

CONSULTANT will design a membrane Clean-in-Place system. CONSULTANT will coordinate with manufacturers for equipment selection. CONSULTANT will size the Clean-in-Place system to support cleaning of the membrane trains in two or three phases of chemical cleaning cycles as deemed appropriate during the design workshops.

CONSULTANT will design permeate piping that feeds the degasifier towers with the intent of providing redundancy for the NF system.

CONSULTANT will design concentrate disposal connection to the existing Deep Injection Well (DIW). Under certain instances, the DIW may have excess residual back pressure that would otherwise impact operation of the NF trains. To account for this residual backpressure, a concentrate booster pumping station will be designed by CONSULTANT so that the elevated back pressure does not impact operation of the trains.

CONSULTANT will design the concentrate and flush piping up-legs to maintain flooded NF trains. CONSULTANT will design flush water system to dispose the flush water within the existing backwash recovery basins or to be routed directly to the DIW.

SUBCONSULTANT (HEE) will design the emergency standby generator system. SUBCONSULTANT (HEE) will size the fuel storage, supply/return pipes, day tanks, pumping units and equipment for emergency standby power. SUBCONSULTANT (HEE) will design urea storage for Tier 4 requirements. SUBCONSULTANT (HEE) will design generator intake and exhaust plenums and louvers. SUBCONSULTANT (HEE) will design generator exhaust system.

CONSULTANT will apply design developed in task 3.4 to develop construction drawings and specifications.

CONSULTANT will utilize the services of the following SUBCONSULTANTS for professional services to be rendered under this task:

- HEE – Electrical Design Services

***Subtask 3.5 Deliverables:***

- Two (2) Building Floor Plans – in electronic format (PDF)
- Equipment Selection List

**Subtask 3.6 Post-treatment System**

CONSULTANT will design the post-treatment system for the 30 MGD NF plant which will consist of degasification units, off-gas scrubbers, and product water stabilization, including chemical addition and blending with filtered/pre-treated raw water in the new clearwell. The degasifiers will be designed to remove hydrogen sulfide and carbon dioxide from the blended NF permeate and pretreated raw water bypass stream. A single-stage chemical scrubber will treat the off-gas produced from the degasifiers and will be designed to remove hydrogen sulfide from the off-gas. CONSULTANT will design an odor control lift station to handle scrubber blowdown waste, if applicable. CONSULTANT will design upgrades to the existing sanitary sewer lift station and/or force main to handle waste blowdown from the odor control system.

Design of the degasification system will include vessel material selection, sizing and number of vessels, packing depth, ducting material selection and sizing design, piping header design, air and liquid design criteria, and vessel arrangement. Design of the scrubber system will include system design. Design will include air and liquid loading rates, recirculation pump sizing, and blower sizing. Design of the blowers including material selection, sizing, arrangement, and number will be provided.

CONSULTANT will design a new clearwell to include structural, mechanical, process and electrical design for a post-treatment stabilization structure. The Clearwell will be designed based on hydraulic requirements and to provide adequate space for degasifier, piping, and ductwork footprints. The clearwell will include chemical injection areas for chemicals, such as caustic, lime, chlorine, CO<sub>2</sub>, corrosion inhibitor and ammonia. Monitoring systems for the clearwell levels and water quality will also be designed. CONSULTANT will design improvements to integrate the new clearwell with water from the existing product clearwell so that all water is blended and monitored in one location prior to being transferred to ground storage. CONSULTANT will incorporate process improvements to achieve 4-log virus inactivation requirements.

If PBCWUD chooses to blend the existing finished water from the MIEX treatment with finished NF permeate, CONSULTANT will design improvements to existing transfer pumps, including re-arrangement of header, de-staging of pumps and re-routing flow to blend box for the new NF clearwell.

The clearwell will include chemical injection areas for caustic, chlorine, CO<sub>2</sub>, corrosion inhibitor and ammonia.

CONSULTANT will design a transfer pump building that will house the transfer pumps and associated electrical gear. Transfer pumps will be designed for Maximum Daily Flow (MDF) with five duty pumps and one spare at 6 MGD for each pump to transfer product water to the ground storage tanks including finished water treated through the existing lime softening process. CONSULTANT will design yard piping to transfer piping of treated water from the clearwell to the ground storage tanks.

SUBCONSULTANT (C Solutions) will design the post-treatment chemical feed and the clearwell.

SUBCONSULTANT (HEE) will design electrical, I&C, fire alarm, and access control design for the post-treatment system.

CONSULTANT will utilize the services of the following SUBCONSULTANTS for professional services to be rendered under this task:

- HEE – Electrical Design Services
- C Solutions – Civil Engineering

***Subtask 3.6 Deliverables:***

- Equipment Selection List

**Subtask 3.7 Finished Water Storage and High Service Pumping Units**

CONSULTANT will prepare design for two (2) 5.0 MG pre-stressed concrete water ground storage tanks (GST) to be constructed north of the existing tanks. CONSULTANT will coordinate and review geotechnical recommendations to incorporate requirements into the drawings and technical specifications for design of the ground storage tank foundations. All specifications to be developed under this CSA will be provided in a 17-division format.

CONSULTANT will prepare design for the two (2) new 5.0 MG ground storage tanks including clearing and grubbing plan, site plan, base slab and structural support, as well as the tank plan, sections, profiles, appurtenances, fixtures, hatches, railings, tank piping, overflows, and external yard piping connections to existing infrastructure. The tank foundation and sidewall will generally match the existing 5.0 MG ground storage tank elevations. It is understood that the ground storage tanks will be a delegated design by a specialty engineer.

CONSULTANT will prepare design documents for tank mixers to be installed in the new 5.0 MG ground storage tanks. SUBCONSULTANT (HEE) will provide the electrical and instrumentation design for the level sensors, monitoring equipment, tank mixers, as well as lightning protection for the tank structures. CONSULTANT will design ancillary appurtenances including access ladders, safety railing, ladder cages, hatches, lightning protection, and mounting hardware as required for the tank installation. CONSULTANT will coordinate the ancillary appurtenances and post-installed equipment with tank manufacturer during design.

CONSULTANT will prepare a reconfiguration plan for equipment/structures to be repurposed including the 2.5-MG ground storage tank. The existing tank is intended to be reused for concentrate storage strategy to provide backup for partial mechanical integrity testing (MIT) of the deep injection well.

CONSULTANT will prepare a demolition plan for equipment/structures to be removed including the existing high service pump station, electrical building equipment, and generator building as identified by the BoDR as needing removal.

CONSULTANT will design the proposed high service pump building. CONSULTANT will design the pump bay, electrical and generator rooms. It is anticipated that the building will have local operator facilities and control room to serve as a dual emergency operations center for the facility.

SUBCONSULTANT (HEE) will design the emergency standby generator system. SUBCONSULTANT (HEE) will size the fuel storage, supply/return pipes, day tanks, pumping units and equipment for emergency standby power. SUBCONSULTANT (HEE) will design urea storage for Tier 4 requirements. SUBCONSULTANT (HEE) will design generator intake and exhaust plenums and louvers. SUBCONSULTANT (HEE) will design generator exhaust system.

CONSULTANT will provide design for the new high service pump station. CONSULTANT will design high service pump suction and discharge piping modifications and improvements. CONSULTANT will coordinate with pump manufacturers/representatives for high service pump selection.

CONSULTANT will design tank piping improvements to provide redundant feeds into the distribution system.

CONSULTANT will design the building that will house the proposed high service pumps, electrical and control equipment.

CONSULTANT will prepare Piping and Instrumentation Design (PID) drawings to show process control for the HSPs.

SUBCONSULTANT (HEE) will design electrical, I&C, fire alarm, and access control design for the Finished water storage and High Service Pumping Units system.

SUBCONSULTANT (HEE) will design electrical and I&C improvements for HSPs to be on Variable Frequency Drives and PID loop controlled based on discharge pressure.

CONSULTANT will utilize the services of the following SUBCONSULTANTS for professional services to be rendered under this task:

- HEE – Electrical Design Services

***Subtask 3.7 Deliverables:***

- Equipment Selection List

**Subtask 3.8 Chemical Systems**

Chemical systems design will include liquid chlorine, caustic, ammonia, corrosion inhibitor, Carbon Dioxide (CO<sub>2</sub>), sulfuric acid and scale inhibitor systems. CONSULTANT will design bulk chemical storage building with containment bays for containment of each bulk chemical along with feed pump rooms for each respective chemical.

The existing chlorine system will be evaluated and modified to dose the degasified permeate within the degasification towers or clearwell. Design modifications will be limited to pump, piping repairs, and control systems updates. The existing chlorine bulk containment structure, cover, and tanks are anticipated to be adequate as they are satisfactory for dilution of 12.5% to 0.8% chlorine. The proposed membrane plant is anticipated to assess a change in the dilution process from 0.8% to 12.5% or a solution strength between the two. Several modifications to the chlorine system are anticipated to support the change in pumping rates and head conditions to the injection locations.

A caustic system will include bulk and day storage, spill containment structure, metering pumps and piping to inject into the post-treatment clearwell and odor control system (if necessary). The caustic system will be designed to feed the wet-scrubber system for the off-gas treatment from the

degasifiers, and pH adjustment of the product water in the clearwell. CONSULTANT will design caustic feed room to house the pump and storage tanks.

The existing anhydrous ammonia system will be removed and replaced as part of the relocation needed. The system will include automated feed capabilities that are flow paced based on product water flow from the membrane plant and from the lime softening system if in operation. With the upgrades, an ammonia storage room and chemical scrubber system will be designed to house the chemical and treat any releases of ammonia.

The corrosion inhibitor system will include bulk storage, spill containment structure, metering pumps and piping to inject into the post-treatment clearwell structure to provide desired residual in the finished water. CONSULTANT will review the components of the existing Fluoride system to determine the extents of repurposing for the use of corrosion inhibitor.

The sulfuric acid system will include bulk storage, spill containment structure, metering pumps, dilution systems, and piping to inject into the membrane feedwater and membrane permeate prior to degasification. CONSULTANT will design sulfuric acid feed room.

The scale inhibitor system will include bulk storage, spill containment structure, metering pumps and piping to inject into the membrane feedwater to mitigate precipitation of limiting salts within the membrane process. CONSULTANT will design scale inhibitor feed room.

CONSULTANT will design new CO<sub>2</sub> storage and carbonic acid delivery system for post-treatment stabilization. System will include bulk liquid CO<sub>2</sub> storage tanks, support pads. The CO<sub>2</sub> will be blended with degasified NF permeate and fed to the clearwell. The system will include carrier water pumps, pressure feed panels, and other appurtenances. This system is not anticipated to be constructed within a building.

CONSULTANT will design a membrane clean-in-place (CIP). CONSULTANT will design a storage tank for permeate flush water and clean-in-place solution supply and return. CONSULTANT will design CIP process piping, pumps, valves and instrumentation for the proposed system. CONSULTANT will design CIP/Flush system within the process building that houses the tanks and proposed equipment.

SUBCONSULTANT (C Solutions) will design the chemical systems.

SUBCONSULTANT (HEE) will design the electrical and Instrumentations & Controls (I&C) for the chemical system.

CONSULTANT will utilize the services of the following SUBCONSULTANTS for professional services to be rendered under this task:

- HEE – Electrical Design Services
- C Solutions – Civil and process design engineering

**Subtask 3.8 Deliverables:**

- Equipment Selection List

**Subtask 3.9 Yard Piping and Site Improvements**

CONSULTANT will design yard piping and site improvements at the WTP No. 2 site. Yard piping will include raw water, finish water, product water transfer, gravity sewer, chemical drain pump station, water service lines, product water, and concentrate water from the NF plant, chemical pipes and other significant piping that the CONSULTANT deems necessary. The design will include design pipe sizes, material, and layout for each of the yard piping components.

CONSULTANT will design the NF concentrate main connection to newly constructed deep injection well. CONSULTANT will design concentrate booster pumping station and backflow preventer assembly to support long-term pumping operation.

CONSULTANT will design horizontal grading and control associated with the proposed WTP No. 2. CONSULTANT will provide site planning services including grading, site access, drainage, paving, yard piping, fencing, landscaping, and signage. Horizontal control for the water treatment plant site will be incorporated into the civil plans for the site. Drainage design for the water treatment plant site will be provided, including retention area sizing, drainage pipe sizing, and grading of the water plant site. Drainage for site will be designed to accommodate ultimate buildout of plant site identified in the BoDR approved by PBCWUD. Site access, paving layout, and signage for traffic ingress and egress to the site will be designed.

SUBCONSULTANT (C Solutions) will design the small diameter (less than 10-inches) yard piping at WTP No. 2.

SUBCONSULTANT (HEE) will design the electrical and I&C for yard piping and site improvements.

CONSULTANT will utilize the services of the following SUBCONSULTANTS for professional services to be rendered under this task:

- HEE – Electrical Design Services
- C Solutions – Civil and process design engineering

***Subtask 3.9 Deliverables:***

- Equipment Selection List

**Subtask 3.10 Buildings**

CONSULTANT will attend eight (8) meetings to discuss and prepare design concept schematics for the following buildings to be constructed under this project:

- High Service Pump Station
- Nanofiltration Process
- Post-treatment Electrical
- Chemical Storage and Feed Building

CONSULTANT will coordinate with associated disciplines, including structural, architectural, process and mechanical equipment, plumbing, Heating, Ventilation, and Air Conditioning (HVAC), piping, electrical, and instrumentation and controls components.

CONSULTANT will provide the following:

- Building plumbing design will be provided, including plumbing risers and plan.
- HVAC/mechanical design will be included for the administrative facilities, control room, bathrooms, and electrical rooms.

SUBCONSULTANTS will provide the following:

- (HBC): Structural design including building plans, elevations, sections, and details for a concrete block structure (CBS) with reinforced concrete floors and pre-stressed concrete roof.
- (COL): Architectural features will be included for the building interior and exterior, including the control room/lab, offices, and bathrooms.

- (HEE): Building electrical design will be provided for lighting and controls of the building and include lightning protection design for the building.
- (HEE): Design will include the fire alarm and access control system.

Structural and architectural design elements for the process building will be in accordance with Palm Beach County Building Code.

CONSULTANT will utilize the services of the following SUBCONSULTANTS for professional services to be rendered under this task:

- HEE – Electrical Design Services
- COL – Architect
- HBC - Structural

***Subtask 3.10 Deliverables:***

- Architectural Building Layouts
- Building Finishes Selection List

**Subtask 3.11 Landscaping Improvements**

CONSULTANT will prepare landscaping plans to the existing site and buffer for neighboring communities. The landscaping plans will include a tree inventory and mitigation plan, landscape code plan, planting schedule, details for recommended installation methods and requirements, irrigation plans, sodding plans and landscaping details. CONSULTANT will prepare irrigation plans for the WTP No. 2 site. The landscaping and irrigation plans will be incorporated into the construction documents as part of task 3.12.

***Subtask 3.11 Deliverables:***

- Landscape Element Selection

**Subtask 3.12 Construction Document Preparation**

CONSULTANT will prepare design drawings and specifications for the components identified in the BoDR submitted under CSA No. 1. Design documents will consist of construction plans and technical specifications.

CONSULTANT anticipates approximately 975 construction plan sheets required for this project. Plan sheets are listed in an Appendix to this CSA No. 2.

Deliverables will be prepared and submitted at the 30%, 60%, 90% (CMAR GMP), and final 100% (conformed) design intervals. The number of anticipated drawings for each of the following subtasks is listed in manhour estimate and is used to estimate the effort for drawing production.

CONSULTANT will provide responses to PBCWUD and CMAR comments. Review comments from PBCWUD at each design phase will be collected, discussed at design deliverable review meetings and considered for implementation in design documents

CONSULTANT will utilize the services of the following SUBCONSULTANTS for professional services to be rendered under this task:

- HEE – Electrical Design Services
- C Solutions – Civil Engineering
- Colome – Architecture
- HBC – Structural Engineering

### **Subtask 3.12 Deliverables:**

- 30% Design Documents including Plans and Technical Specifications – in electronic format (CAD, PDF)
- 60% Design Documents including Plans and Technical Specifications – in electronic format (CAD, PDF)
- 90% (CMAR GMP) Design Documents including Plans and Technical Specifications – in electronic format (CAD, PDF)
- 100% Design Documents including Plans and Technical Specifications – in electronic format (CAD, PDF, BIM 3D Model)
- Comment Matrix – in electronic format (PDF)

### **Subtask 3.13 WTP Permitting**

Multiple permits and various agencies will be involved in the review and permitting of this project. CONSULTANT will prepare and submit applications for permitting of each project component with the respective agencies as necessary to facilitate construction. The agencies involved in the permitting approval process include:

- Florida Department of Environmental Protection (FDEP) (Palm Beach County Health Department (PBCHD) jurisdiction)
- PBCERM
- Palm Beach County Planning, Zoning, and Building Department (PBCPZBD) for the Development Review Officers (DRO)
- South Florida Water Management District (SFWMD) Environmental Resource Permit (ERP)

Each agency's process includes pre-application efforts, application submission, review, comment and requests for additional information (RAI). For the purposes of this scope of services, one (1) submission and up to two (2) re-submission responses to an RAI are to be provided for each application package. Additional submissions, reviews and responses, unless explicitly identified herein, are not included in this scope of services.

CONSULTANT will prepare and submit the appropriate permits for the construction, operation and ancillary conditions imposed by each design package. PBCWUD will pay all permit fees.

PBCWUD is responsible for providing the lead and asbestos testing for the entire site as applicable to this project. Several components on the existing site have been tested under PBCWUD's previous efforts and should be referenced in the final lead and asbestos report to be provided to the CONSULTANT by PBCWUD.

Specific permit packages and applications are identified by each package listed herein:

**4-log Inactivation Demonstration Package:** CONSULTANT will evaluate 4-Log Virus Inactivation for the NF product water, and design of the NF clearwell and/or piping to improve and/or achieve the 4-Log Virus Inactivation. CONSULTANT will evaluate the use of free chlorine throughout the entire plant process. CONSULTANT will revisit PBCWUD's existing 4-Log Virus Inactivation plan and will evaluate 4-Log Virus Inactivation utilizing free chlorine versus chloramines. It is anticipated that ammonia will still be required for consistency in the distribution system disinfection, and its use will be evaluated as it relates to primary disinfection utilizing free chlorine.

CONSULTANT will incorporate the results of this evaluation into the drawings and technical specifications for these improvements.

CONSULTANT will prepare application for 4-Log Inactivation demonstration. CONSULTANT will prepare a water plant schematic of components which is relative to demonstrating 4-Log Inactivation, consisting of treatment components, chlorine injection points, monitoring locations, clearwell, ground storage tank, high service pumps, etc. CONSULTANT will utilize existing process

flow diagrams prepared under previous projects and modify each to illustrate the disinfection system and monitoring of both. These schematics will be included in submittal to PBCHD as part of the 4-Log Virus Inactivation demonstration. CONSULTANT will review historical water plant operating data which can be used to calculate the appropriate "CT" (chlorine residual ~ C and contact time ~T). The parameters needed to calculate CT consist of pH, temperature, chlorine residual, and volumes of tanks/clearwell/piping.

CONSULTANT will review water system configurations, monitoring locations and conduct one (1) site visit to the WTP in order to review consistency of installed equipment with water plant schematic.

CONSULTANT will identify log virus credits for each of the existing treatment components and calculate required CT to achieve the 4-Log Virus Inactivation. A required "C" will be calculated for both water treatment facilities which will provide the 4-Log Virus Inactivation. CONSULTANT will prepare and submit a demonstration/certification form that is consistent with the FDEP's Guidelines for 4-Log virus treatment of groundwater. The submittal will consist of Cover Sheets for Demonstration of Four-Log Virus Treatment of Groundwater form (5 pages), schematics, CT calculations, certification of standby equipment, proposed minimum chlorine residual, monitoring plans, proposed monitoring equipment, and operating requirements.

One draft copy of submittal will be provided to PBCWUD for review. CONSULTANT will meet with PBCWUD to review submittal and incorporate comments in submittal to PBCHD. CONSULTANT will prepare and submit a reasonable number of responses to requests for additional information from the PBCHD. Upon successful submittal of the 4-Log Virus Inactivation demonstration package, the PBCHD is anticipated to provide the PBCWUD a conceptual approval for 4-Log Virus Inactivation. The conceptual approval will provide the PBCWUD with the ability to proceed forward with the residual monitoring improvements. Once the residual monitoring improvements are constructed, CONSULTANT will visit the WTP site to confirm the improvements have been constructed per plan and 4-Log Virus Inactivation has been successfully demonstrated. Following the site visit, CONSULTANT will submit a letter notification to PBCHD that the improvements are complete and PBCWUD is compliant with 4-Log Virus Inactivation demonstration.

**Lake Worth Drainage District Permitting:** CONSULTANT will prepare and submit applications for a LWDD – Drainage Permit to accommodate the onsite storm water encroachments associated with the entire project upgrades at WTP No. 2. Additional components of the design following the evaluation tasks identified herein are not anticipated to impact the site drainage and additional submissions are not anticipated for the LWDD Drainage Permit.

**Palm Beach County Planning, Zoning, and Building Department:** A site plan submittal to the PBCPZBD for DRO approval is anticipated to be inclusive of one (1) application for the complete project. The CONSULTANT will provide one (1) complete application package for approval by the PBCPZBD for this project. Two (2) meetings with PBCPZBD are included as part of the application process.

**Palm Beach County Building Department:** It is understood that the CMAR will prepare the permit application for the PBCPZBD permit.

CONSULTANT will coordinate with the CMAR to support the CMAR applying for building permits for the construction efforts. CONSULTANT will provide support to PBCWUD and CMAR in addressing comments and design revisions originated from the PBCPZBD permit application.

**Palm Beach County Environmental Resource Management:** CONSULTANT will provide a complete set of drawings and plans to the PBCERM for review and comment. CONSULTANT will incorporate comments from PBCERM into subsequent submittal for approval. Any documentation pertaining to fuel tank registration will be handled during construction and is not included in this scope of services.

**South Florida Water Management District:** CONSULTANT assumes the post-December 28, 2025 stormwater permitting nutrient load treatment performance criteria will apply to the project. CONSULTANT will prepare the permit application package and stormwater calculations as part of the Environmental Resources Permit (ERP).

CONSULTANT will utilize the services of the following SUBCONSULTANTS for professional services to be rendered under this task:

- HEE – Electrical Design Services
- C Solutions – Civil Engineering
- COL – Architecture
- HBC – Structural Engineering

***Subtask 3.13 Deliverables:***

- FDEP Application to Construct (to PBCHD) – in electronic format (PDF)
- FDEP Application for 4-log Virus Inactivation – in electronic format (PDF)
- LWDD Permitting – in electronic format (PDF)
- PBCPZBD Site Plan Submittal – in electronic format (PDF)
- Plan submittal to PBCERM – in electronic format (PDF)
- SFWMD Application – in electronic format (PDF)

**Subtask 3.14 Bid Phase/CMAR GMP Services**

CONSULTANT will assemble the bid documents consisting of drawings and technical specifications needed for the CMAR to advertise each construction bid package. CONSULTANT will review front end documentation prepared by PBCWUD. PBCWUD's CMAR will advertise all bidding documents and addendums through the CMAR bidding administration process.

CONSULTANT will attend one (1) pre-bid meeting with PBCWUD, CMAR and potential Bidders/Contractors to perform a site walk and discuss the project.

CONSULTANT will respond to a reasonable number of questions from CMAR and Contractor's during the bid process. This scope of services assumes that up to three (3) addenda will be issued during the bid phase.

CONSULTANT will provide conformed documents incorporating all bidders questions and adjustments to the plans and specifications.

CONSULTANT will utilize the services of the following SUBCONSULTANTS for professional services to be rendered under this task:

- HEE – Electrical Design Services
- C Solutions – Civil Engineering
- HBC – Structural Engineering

***Subtask 3.14 Deliverables:***

- Pre-bid Meeting attendance
- Up to three (3) addenda responses – in electronic format (PDF)
- CMAR GMP Bid Review Summary– in electronic format (PDF)
- Conformed Plans and Specifications – in electronic format (CAD, PDF)

**TASK 4 – PROJECT MANAGEMENT AND ADMINISTRATION**

Project management includes activities related to initiating, planning, executing, controlling, and

closing the project. Within this Task, the CONSULTANT will be responsible for overall coordination and oversight of the project quality execution. The Design Team Project Manager (PM) will be the primary point of contact with PBCWUD Project Manager (PBC PM) and will lead the CONSULTANT Team during the project execution focusing on completion of the project tasks on schedule and budget.

CONSULTANT understands that the submittal of the Design Documents are to coincide with the project working schedule derived from the Notice to Proceed. The Project Baseline Schedule is provided in Attachment C.

## **EXPENSES**

Direct reimbursable expenses such as express delivery services, air travel, project mileage, and other direct expenses will be billed at 1.0 times cost.

### **Subtask 4.1 Project Management Services**

The CONSULTANT will perform overall project management and coordination tasks such as project planning, project controls, subconsultant management, invoicing and reporting, and oversight of quality assurance/quality control (QA/QC) activities. During this task, the CONSULTANT will complete the following activities or milestones.

#### **Subtask 4.1.1 Project Management Plan**

The CONSULTANT will prepare a Project Management Plan that describes the CONSULTANT's approach to achieving compliance with the PBCWUD controls, reporting, risk management, health and safety, document management and quality assurance/quality control (QA/QC) requirements. This document will be delivered during the first month of the project.

The CONSULTANT will prepare a Project Health and Safety Plan detailing health, safety, and environmental procedures and requirements for compliance prior to any site visit by the CONSULTANT or its subconsultants. The Health and Safety Plan will be a section of the Project Management Plan and incorporated within each submission of the PMP.

#### **Subtask 4.1.2 Project Baseline Schedule**

The CONSULTANT will develop a baseline Project Progress Schedule that will indicate key project activities, including field investigations, design, permitting and procurement phase durations for the overall project. The Project Baseline Schedule will contain the notice to proceed date, interim milestone dates, quality management activities, the project completion date and the sequence and interdependence of summary level activities showing starting and completion calendar dates for each activity and activity duration in number of working days required to complete the project on schedule.

After acceptance of the CONSULTANT's baseline Project Progress Schedule by the PBC PM, the CONSULTANT will revise and update the Project Progress Schedule monthly, depicting scheduled progress of key activities on a percent complete basis, progress to milestones and through completion. In addition, the CONSULTANT will prepare and update a Project Level Risk Register.

### **Subtask 4.1.3 Subconsultant Coordination and Administration**

The CONSULTANT will manage each of the subconsultants and coordinate the actions required to implement the Design.

### **Subtask 4.1.4 Monthly Reporting and Invoicing**

The CONSULTANT will prepare monthly progress reports in support of invoices to describe the work completed during the previous reporting period, anticipated work for the following period, current budget, and any project issues requiring discussion or resolution. The format and content of the invoice will be in accordance with agreed format confirmed and documented at the project initiation by the PBCWUD PM and CONSULTANT.

### **Subtask 4.1.5 Project Controls**

The CONSULTANT will provide monthly schedule and budget updates prior to month-end closeout. The design schedule will be coordinated and provided to the CMAR for the CMAR's overall schedule updates. Progress will be reported as an estimate of percent complete of each of the Tasks and activities included in the baseline schedule. These updates will serve as supporting documentation for the monthly invoices. The CONSULTANT's month-end closeout and schedule tasks will include:

- Progress Schedule with estimated percent complete, projected completion dates, identification of potential budget variations, milestone start and completion dates.
- CONSULTANT will provide monthly budget status reports using estimated percent complete, projected budget, and potential budget variations.
- Report design progress with respect to planned baseline progress and follow up on corrective/control measures where required.

Subtask 4.1 Deliverables (issued via electronic delivery in .pdf format):

- Project Management Plan
- Baseline Schedule
- Monthly invoices with monthly progress status report
- Monthly Project level risk register updates (as needed)
- Monthly Updates to Baseline Schedule

### **Subtask 4.2 Progress Meetings**

The CONSULTANT will attend the following meetings during the project.

- **Initiation/Kickoff Meeting** – The goals of the meeting are to confirm PBCWUD's goals and objectives as stated in the BoDR, identify roles, responsibilities, and communication protocols for project team members, identify critical success factors, confirm concepts to be evaluated during the design, identify existing information in planning documents on the project, and discuss the CONSULTANT's overall Project Management Plan, deliverables, schedule, and critical milestones. CONSULTANT assumes that Palm Beach County Project Manager (PBC PM), Design Manager and Design Team members (including subs) will attend this meeting.
- **Project Quality Meetings** – CONSULTANT's Quality Management System includes a Project Quality Meeting (PQM) with the team and with PBC PM to review alignment, quality aspects, critical success factors and action plans to achieve project goals and objectives. CONSULTANT assumes that a PBC PM, Design Manager and Design Team members (including subs) will attend this meeting. This task assumes up to two (2) PQMs.

- **Bi-monthly Status Meetings** – The CONSULTANT (Project Manager and up to two team members) will attend bi-monthly status meetings (2 meetings per month) with the PBC PM, PBC Staff and CMAR PM to discuss bi-monthly project progress, project issues and coordination. The CONSULTANT will lead the virtual meeting and provide the PBC PM with a bi-monthly update to the work progress as well as the upcoming planned efforts. Additional discussion will include critical items for consideration and action. Minutes will be distributed one (1) week after the meeting date and considered final if no comments are received within one (1) week from distribution. This task assumes up to thirty-two (32) meetings.
- **Monthly Progress Meetings** – The CONSULTANT (Project Manager, Design Manager, and up to two team members) will attend Monthly Progress Meetings with the PBC PM, PBC Staff, and CMAR PM to discuss project progress, project issues and coordination (up to the Permit Set Submittal). Prior to each Monthly Progress Meeting, the CONSULTANT will provide the PBC PM with a list of topics or issues that need discussion or resolution for inclusion in the meeting agenda. Minutes will be distributed one (1) week after the meeting date and considered final if no comments are received from one (1) week from distribution. This task assumes up to sixteen (16) meetings.
- **Coordination Meetings with other Subconsultants** – The CONSULTANT (Project Manager, Design Manager, and up to two team members) will attend coordination meetings with the other subconsultants to discuss coordination requirements between the project design team. CONSULTANT assumes up to twelve (12) coordination meetings.
- **Invoicing Meeting** – The CONSULTANT (Project Manager or Design Manager, and up to two team members) will attend up to one (1) Invoicing Meetings discuss project invoices, invoice issues, and invoice corrections for coordination and support to prompt approvals and payment. It is understood that payment will follow the requirements of the Contract. Should additional meeting be required to receive payment, those meetings shall be considered as additional services and included within an amendment to this scope of services.

Subtask 4.2 Deliverables (issued via electronic delivery in pdf format):

- Meeting Agenda for each Meeting (Initiation, Monthly, Coordination and Invoicing)
- Meeting Minutes with Sign in Sheet
- Coordination Meeting summary
- Action items

## **TASK 5 – Quality Management**

The CONSULTANT has a Quality Management System (QMS) comprised of policies, processes, and procedures that will be applied to the project. The CONSULTANT QMS is a tiered structure compatible with the international QMS standard, International Organization for Standardization (ISO 9001). The focus of the QMS is on client satisfaction, a goal that is at the root of the CONSULTANT's philosophy. This system will be applied to the project and will include both the internal team members and the extended team members (sub-consultants).

- **Project Deliverable Review (Consultant Team and Subconsultants)** – At all deliverables, formal and systematic project reviews of project deliverables will be completed. The CONSULTANT has a technical review committee process that involves representatives of disciplines and functions applicable to the project being delivered. CONSULTANT also has a technical specialist review procedure that is designed to provide the quality review of deliverables. Reviews are conducted by independent and qualified personnel. Reviews are conducted according to the defined schedule and include verification that the deliverable will meet requirements and identify any potential issues with the deliverable and proposing necessary actions to rectify.
- **Subconsultant Deliverable Reviews** – The CONSULTANT has identified a lead for each discipline. This lead will work with the subconsultants to provide conformance with standards and seamless incorporation into the overall design package.

- **Project Deliverable Verification** - At the appropriate time, a final review is completed to verify that deliverables meet contract requirements. This review is conducted by the PM or other nominated person other than the preparer.
- **Change Control** - Change control procedures are established to document and approve changes to the project scope, schedule, budget, risk, quality objectives, resource assignments, or health and safety. PBCWUD-initiated changes to project requirements for scope, schedule, and budget are documented in amendments to the project contractual agreement.

Deliverables (issued via electronic delivery in pdf format):

- Quality review forms
- Quality comment lists
- Change control log



**ATTACHMENT C**

**OSBD SCHEDULE 1**

# **OFFICE OF SMALL BUSINESS DEVELOPMENT**

# OSBD SCHEDULE 1

SOLICITATION/PROJECT/BID NAME: Water Treatment Plant No. 2 Expansion

SOLICITATION/PROJECT/BID NO.: 24-033

SOLICITATION OPENING/SUBMITTAL DATE: N/A

COUNTY DEPARTMENT: Palm Beach County Water Utilities Department

**Section A** PLEASE LIST THE DOLLAR AMOUNT OR PERCENTAGE OF WORK TO BE COMPLETED BY THE **PRIME CONTRACTOR/CONSULTANT\*** ON THE PROJECT:

NAME OF PRIME RESPONDENT/BIDDER: Kimley-Horn and Associates, Inc.

ADDRESS: 1920 Wekiva Way, West Palm Beach, FL 33411

CONTACT PERSON: Lance Littrell, P.E.

PHONE NO.: 561-845-0665

E-MAIL: lance.littrell@kimley-horn.com

PRIME'S DOLLAR AMOUNT OR PERCENTAGE OF WORK: \$8,508,800.84

SBE Prime's must include their percentage or dollar amount in the Total Participation line under section B.

Non-SBE  SBE

**Section B** PLEASE LIST THE DOLLAR AMOUNT OR PERCENTAGE OF WORK TO BE COMPLETED BY **ALL SUBCONTRACTORS/SUBCONSULTANTS** ON THE PROJECT BELOW:

<b>Subcontractor/Sub consultant Name</b>	(Check all Applicable Categories)		<b>DOLLAR AMOUNT OR PERCENTAGE OF WORK</b>
	Non-SBE	SBE	
1. Brown & Phillips, Inc. 1860 Old Okeechobee Road., Suite 509 West Palm Beach, FL 33409 561-615-3988	<input type="checkbox"/>	<input checked="" type="checkbox"/>	<u>\$434,915.40</u>
2. C Solutions, Inc. 2890 W State Road 84 Danla Beach 33312 561-244-9480	<input type="checkbox"/>	<input checked="" type="checkbox"/>	<u>\$799,995.00</u>
3. Colome' & Associates, Inc. 530 24th Street West Palm Beach 33407-5404 561-833-9147	<input type="checkbox"/>	<input checked="" type="checkbox"/>	<u>\$1,212,391.46</u>
4. Craig A. Smith & Associates, LLC. 4152 Blue Heron Blvd. West Palm Beach, FL 33404-4811 (561) 685-2254	<input type="checkbox"/>	<input checked="" type="checkbox"/>	<u>\$267,280.26</u>
5. HBC Engineering Company 8935 NW 35th Lane Doral 33172-1217 305-232-7932	<input type="checkbox"/>	<input checked="" type="checkbox"/>	<u>\$1,250,016.51</u>

(Please use additional sheets if necessary)

Total Bid/Offer Price \$ \$14,495,240.00

Total \$3,964,598.63

Total Certified SBE Participation \$ \$5,986,439.16

I hereby certify that the above information is accurate to the best of my knowledge:

  
 Name & Authorized Signature Jacob Lawson, P.E. Vice President  
Title

- Note:**
1. The amount listed on this form for a Subcontractor/sub consultant must be supported by price or percentage listed on the properly executed Schedule 2 or attached signed proposal.
  2. Only those firms certified by Palm Beach County at the time of solicitation due date are eligible to meet the established OSBD Affirmative Procurement Initiative (API). Please
  3. Modification of this form is not permitted and will be rejected upon submittal.
  4. If a Mandatory API goal applies, failure to submit a properly executed Schedule 2 will result in a determination of non-responsiveness to the solicitation.



**ATTACHMENT C**

**OSBD SCHEDULE 2**

**OFFICE OF SMALL BUSINESS DEVELOPMENT**

**OSBD LETTER OF INTENT – SCHEDULE 2\***

**A completed Schedule 2 is a binding document between the Prime Contractor/consultant and a Subcontractor/subconsultant (for any tier) and should be treated as such.** All Subcontractors/subconsultants, including any tiered Subcontractors/subconsultants, must properly execute this document. If a Mandatory API goal applies, failure to submit a properly executed Schedule 2 will result in a determination of non-responsiveness to the solicitation. Each properly executed Schedule 2 must be submitted with the bid/proposal.

SOLICITATION/PROJECT NUMBER: 24-033

SOLICITATION/PROJECT NAME: Water Treatment Plant No. 2 Expansion

Prime Contractor: Kimley-Horn and Associates, Inc. Subcontractor: Brown & Phillips, Inc.

**(Check box(s) that apply)**

SBE  Non-SBE  Supplier

Date of Palm Beach County Certification (if applicable): 1/31/2025-2/12/2028

**SBE PARTICIPATION – SBE Primes must document all work to be performed by their own work force on this form.** Specify in detail, the scope of work to be performed or items supplied with the dollar amount and/or percentage for each work item. When applicable, identify the line item(s) associated with the service/product being supplied. SBE credit will only be given for the areas in which the SBE is certified. A detailed quote/proposal may be attached to a properly executed Schedule 2 for additional information.

Line Item	Item Description	Unit Price	Quantity/ Units	Contingencies/ Allowances	Total Price/Percentage
	Topography / Engineering Survey				\$434,915.40

The undersigned Subcontractor/subconsultant is prepared to self-perform the above-described work in conjunction with the aforementioned project at the following total price or percentage: \$434,915.40

**If the undersigned intends to subcontract any portion of this work to another Subcontractor/subconsultant, please list the business name and the amount below accompanied by a separate properly executed Schedule 2.**

N/A

Name of 2<sup>nd</sup>/3<sup>rd</sup> tier Subcontractor/subconsultant

N/A

Price or Percentage:

Kimley-Horn and Associates, Inc.

Print Name of Prime

By: Jacob B. Lawson

Authorized Signature

Jacob Lawson, P.E.

Print Name

Vice President

Title

Date: March 17, 2026

Date:

Brown & Phillips, Inc.

Print Name of Subcontractor/subconsultant

By: John E. Phillips, III

Authorized Signature

John E. Phillips, III

Print Name

President

Title

Date: March 17, 2026

Date:

**OSBD LETTER OF INTENT – SCHEDULE 2\***

**A completed Schedule 2 is a binding document between the Prime Contractor/consultant and a Subcontractor/subconsultant (for any tier) and should be treated as such.** All Subcontractors/subconsultants, including any tiered Subcontractors/subconsultants, must properly execute this document. If a Mandatory API goal applies, failure to submit a properly executed Schedule 2 will result in a determination of non-responsiveness to the solicitation. Each properly executed Schedule 2 must be submitted with the bid/proposal.

SOLICITATION/PROJECT NUMBER: 24-033

SOLICITATION/PROJECT NAME: Water Treatment Plant No. 2 Expansion

Prime Contractor: Kimley-Horn and Associates, Inc. Subcontractor: C Solutions, Inc.

**(Check box(s) that apply)**

SBE    Non-SBE    Supplier

Date of Palm Beach County Certification (if applicable): 02/23/26 - 02/22/29

**SBE PARTICIPATION – SBE Primes must document all work to be performed by their own work force on this form.** Specify in detail, the scope of work to be performed or items supplied with the dollar amount and/or percentage for each work item. When applicable, identify the line item(s) associated with the service/product being supplied. SBE credit will only be given for the areas in which the SBE is certified. A detailed quote/proposal may be attached to a properly executed Schedule 2 for additional information.

Line Item	Item Description	Unit Price	Quantity/ Units	Contingencies/ Allowances	Total Price/Percentage
	Water Supply, Treatment, and Distribution/Engineering				\$799,995.00

The undersigned Subcontractor/subconsultant is prepared to self-perform the above-described work in conjunction with the aforementioned project at the following total price or percentage: \$799,995.00

**If the undersigned intends to subcontract any portion of this work to another Subcontractor/subconsultant, please list the business name and the amount below accompanied by a separate properly executed Schedule 2.**

N/A  
Name of 2<sup>nd</sup>/3<sup>rd</sup> tier Subcontractor/subconsultant

N/A  
Price or Percentage:

Kimley-Horn and Associates, Inc.

Print Name of Prime

By:   
Authorized Signature

Jacob Lawson, P.E.

Print Name

Vice President

Title

Date: March 17, 2026

C Solutions, Inc.

Print Name of Subcontractor/subconsultant

By:   
Authorized Signature

Mark Drummond, P.E., B.C.E.E.

Print Name

President

Title

Date: March 17, 2026

**OSBD LETTER OF INTENT – SCHEDULE 2\***

A completed Schedule 2 is a binding document between the Prime Contractor/consultant and a Subcontractor/subconsultant (for any tier) and should be treated as such. All Subcontractors/subconsultants, including any tiered Subcontractors/subconsultants, must properly execute this document. If a Mandatory API goal applies, failure to submit a properly executed Schedule 2 will result in a determination of non-responsiveness to the solicitation. Each properly executed Schedule 2 must be submitted with the bid/proposal.

SOLICITATION/PROJECT NUMBER: 24-033

SOLICITATION/PROJECT NAME: Water Treatment Plant No. 2 Expansion

Prime Contractor: Kimley-Horn and Associates, Inc. Subcontractor: Colome' & Associates, Inc.

**(Check box(s) that apply)**

SBE    Non-SBE    Supplier

Date of Palm Beach County Certification (if applicable): 3/14/25 - 3/13/28

**SBE PARTICIPATION** – SBE Primes must document all work to be performed by their own work force on this form. Specify in detail, the scope of work to be performed or items supplied with the dollar amount and/or percentage for each work item. When applicable, identify the line item(s) associated with the service/product being supplied. SBE credit will only be given for the areas in which the SBE is certified. A detailed quote/proposal may be attached to a properly executed Schedule 2 for additional information.

Line Item	Item Description	Unit Price	Quantity/Units	Contingencies/Allowances	Total Price/Percentage
	Architecture				\$1,212,391.46

The undersigned Subcontractor/subconsultant is prepared to self-perform the above-described work in conjunction with the aforementioned project at the following total price or percentage: \$1,212,391.46

If the undersigned intends to subcontract any portion of this work to another Subcontractor/subconsultant, please list the business name and the amount below accompanied by a separate properly executed Schedule 2.

N/A \_\_\_\_\_ Price or Percentage: N/A \_\_\_\_\_  
 Name of 2<sup>nd</sup>/3<sup>rd</sup> tier Subcontractor/subconsultant

Kimley-Horn and Associates, Inc.

Print Name of Prime

By:   
 Authorized Signature

Jacob Lawson, P.E.

Print Name

Vice President

Title

Date: March 17, 2026

Colome' & Associates, Inc.

Print Name of Subcontractor/subconsultant

By:   
 Authorized Signature

Elizabeth A. Colome'

Print Name

President

Title

Date: March 17, 2026

**OSBD LETTER OF INTENT – SCHEDULE 2\***

**A completed Schedule 2 is a binding document between the Prime Contractor/consultant and a Subcontractor/subconsultant (for any tier) and should be treated as such.** All Subcontractors/subconsultants, including any tiered Subcontractors/subconsultants, must properly execute this document. If a Mandatory API goal applies, failure to submit a properly executed Schedule 2 will result in a determination of non-responsiveness to the solicitation. Each properly executed Schedule 2 must be submitted with the bid/proposal.

SOLICITATION/PROJECT NUMBER: 24-033

SOLICITATION/PROJECT NAME: Water Treatment Plant No. 2 Expansion

Prime Contractor: Kimley-Horn and Associates, Inc. Subcontractor: Craig A. Smith & Associates, LLC

**(Check box(s) that apply)**

SBE  Non-SBE  Supplier

Date of Palm Beach County Certification (if applicable): 2/13/2025-2/12/2028

**SBE PARTICIPATION** – **SBE Primes must document all work to be performed by their own work force on this form.** Specify in detail, the scope of work to be performed or items supplied with the dollar amount and/or percentage for each work item. When applicable, identify the line item(s) associated with the service/product being supplied. SBE credit will only be given for the areas in which the SBE is certified. A detailed quote/proposal may be attached to a properly executed Schedule 2 for additional information.

Line Item	Item Description	Unit Price	Quantity/ Units	Contingencies/ Allowances	Total Price/Percentage
	Subsurface Utility Engineering				\$267,280.26


The undersigned Subcontractor/subconsultant is prepared to self-perform the above-described work in conjunction with the aforementioned project at the following total price or percentage: \$267,280.26

**If the undersigned intends to subcontract any portion of this work to another Subcontractor/subconsultant, please list the business name and the amount below accompanied by a separate properly executed Schedule 2.**

N/A Price or Percentage: N/A

Name of 2<sup>nd</sup>/3<sup>rd</sup> tier Subcontractor/subconsultant \_\_\_\_\_

Kimley-Horn and Associates, Inc.  
 Print Name of Prime  
 By:   
 Authorized Signature  
Jacob Lawson, P.E.  
 Print Name  
Vice President  
 Title  
 Date: March 17, 2026

Craig A. Smith & Associates, LLC  
 Print Name of Subcontractor/subconsultant  
 By:   
 Authorized Signature  
Stephen C. Smith, P.E.  
 Print Name  
Authorized Member  
 Title  
 Date: March 17, 2026

\*Revised 6.S.2025 pursuant to Emergency Ordinance 2025-014, approved on June 3, 2025

**OSBD LETTER OF INTENT – SCHEDULE 2\***

**A completed Schedule 2 is a binding document between the Prime Contractor/consultant and a Subcontractor/subconsultant (for any tier) and should be treated as such.** All Subcontractors/subconsultants, including any tiered Subcontractors/subconsultants, must properly execute this document. If a Mandatory API goal applies, failure to submit a properly executed Schedule 2 will result in a determination of non-responsiveness to the solicitation. Each properly executed Schedule 2 must be submitted with the bid/proposal.

SOLICITATION/PROJECT NUMBER: 24-033

SOLICITATION/PROJECT NAME: Water Treatment Plant No. 2 Expansion

Prime Contractor: Kimley-Horn and Associates, Inc. Subcontractor: HBC Engineering Company

**(Check box(s) that apply)**

SBE    Non-SBE    Supplier      Date of Palm Beach County Certification (if applicable): 5/24/25-5/23-28

**SBE PARTICIPATION – SBE Primes must document all work to be performed by their own work force on this form.** Specify in detail, the scope of work to be performed or items supplied with the dollar amount and/or percentage for each work item. When applicable, identify the line item(s) associated with the service/product being supplied. SBE credit will only be given for the areas in which the SBE is certified. A detailed quote/proposal may be attached to a properly executed Schedule 2 for additional information.

Line Item	Item Description	Unit Price	Quantity/ Units	Contingencies/ Allowances	Total Price/Percentage
	Structural Engineering				\$1,205,016.51

The undersigned Subcontractor/subconsultant is prepared to self-perform the above-described work in conjunction with the aforementioned project at the following total price or percentage: \$1,205,016.51

**If the undersigned intends to subcontract any portion of this work to another Subcontractor/subconsultant, please list the business name and the amount below accompanied by a separate properly executed Schedule 2.**

N/A      Price or Percentage: N/A  
 Name of 2<sup>nd</sup>/3<sup>rd</sup> tier Subcontractor/subconsultant

Kimley-Horn and Associates, Inc.

Print Name of Prime

By:   
 Authorized Signature

Jacob Lawson, P.E.

Print Name


Vice President

Title

Date: March 17, 2026

HBC Engineering Company

Print Name of Subcontractor/subconsultant

By:   
 Authorized Signature

Abedayo Coker

Print Name

President

Title

Date: March 17, 2026

**OSBD LETTER OF INTENT – SCHEDULE 2\***

**A completed Schedule 2 is a binding document between the Prime Contractor/consultant and a Subcontractor/subconsultant (for any tier) and should be treated as such.** All Subcontractors/subconsultants, including any tiered Subcontractors/subconsultants, must properly execute this document. If a Mandatory API goal applies, failure to submit a properly executed Schedule 2 will result in a determination of non-responsiveness to the solicitation. Each properly executed Schedule 2 must be submitted with the bid/proposal.

SOLICITATION/PROJECT NUMBER: 24-033

SOLICITATION/PROJECT NAME: Water Treatment Plant No. 2 Expansion

Prime Contractor: Kimley-Horn and Associates, Inc. Subcontractor: Hillers Electrical Engineering, Inc.

**(Check box(s) that apply)**

SBE    Non-SBE    Supplier

Date of Palm Beach County Certification (if applicable): 10/17/24 - 10/16/27

**SBE PARTICIPATION – SBE Primes must document all work to be performed by their own work force on this form.** Specify in detail, the scope of work to be performed or items supplied with the dollar amount and/or percentage for each work item. When applicable, identify the line item(s) associated with the service/product being supplied. SBE credit will only be given for the areas in which the SBE is certified. A detailed quote/proposal may be attached to a properly executed Schedule 2 for additional information.

Line Item	Item Description	Unit Price	Quantity/ Units	Contingendes/ Allowances	Total Price/Percentage
	Electrical Engineering				\$1,500,115.89

The undersigned Subcontractor/subconsultant is prepared to self-perform the above-described work in conjunction with the aforementioned project at the following total price or percentage: \$1,500,115.89

**If the undersigned intends to subcontract any portion of this work to another Subcontractor/subconsultant, please list the business name and the amount below accompanied by a separate properly executed Schedule 2.**

N/A  
Name of 2<sup>nd</sup>/3<sup>rd</sup> tier Subcontractor/subconsultant

N/A  
Price or Percentage: \_\_\_\_\_

Kimley-Horn and Associates, Inc.

Print Name of Prime

By:   
Authorized Signature

Jacob Lawson, P.E.

Print Name


Vice President

Title

Date: March 17, 2026

Hillers Electrical Engineering, Inc.

Print Name of Subcontractor/subconsultant

By:   
Authorized Signature

Thein Win, P.E.

Print Name

Senior Vice President

Title

Date: March 17, 2026

**OSBD LETTER OF INTENT – SCHEDULE 2\***

**A completed Schedule 2 is a binding document between the Prime Contractor/consultant and a Subcontractor/subconsultant (for any tier) and should be treated as such.** All Subcontractors/subconsultants, including any tiered Subcontractors/subconsultants, must properly execute this document. If a Mandatory API goal applies, failure to submit a properly executed Schedule 2 will result in a determination of non-responsiveness to the solicitation. Each properly executed Schedule 2 must be submitted with the bid/proposal.

SOLICITATION/PROJECT NUMBER: 24-033

SOLICITATION/PROJECT NAME: Water Treatment Plant No. 2 Expansion

Prime Contractor: Kimley-Horn and Associates, Inc. Subcontractor: JLA Geosciences, Inc.

**(Check box(s) that apply)**

SBE  Non-SBE  Supplier

Date of Palm Beach County Certification (if applicable): 4/10/23 - 4/9/2026

**SBE PARTICIPATION – SBE Primes must document all work to be performed by their own work force on this form.** Specify in detail, the scope of work to be performed or items supplied with the dollar amount and/or percentage for each work item. When applicable, identify the line item(s) associated with the service/product being supplied. SBE credit will only be given for the areas in which the SBE is certified. A detailed quote/proposal may be attached to a properly executed Schedule 2 for additional information.

Line Item	Item Description	Unit Price	Quantity/ Units	Contingencies/ Allowances	Total Price/Percentage
	Hydrogeologic Consulting	\$72,206.40			\$72,206.40
	Commodity Codes: 91843, 91855, 92683, 96143, 96892				

The undersigned Subcontractor/subconsultant is prepared to self-perform the above-described work in conjunction with the aforementioned project at the following total price or percentage: \$72,206.40

**If the undersigned intends to subcontract any portion of this work to another Subcontractor/subconsultant, please list the business name and the amount below accompanied by a separate properly executed Schedule 2.**

N/A Price or Percentage: N/A

N/A N/A

**Name of 2<sup>nd</sup>/3<sup>rd</sup> tier Subcontractor/subconsultant**

Kimley-Horn and Associates, Inc.

Print Name of Prime

By: 

Authorized Signature

Jacob Lawson, P.E.

Print Name

Vice President

Title

Date: March 17, 2026

JLA Geosciences, Inc.

Print Name of Subcontractor/subconsultant

By: 

Authorized Signature

James L. Andersen, P.G.

Print Name

President

Title

Date: March 17, 2026

**OSBD LETTER OF INTENT – SCHEDULE 2\***

**A completed Schedule 2 is a binding document between the Prime Contractor/consultant and a Subcontractor/subconsultant (for any tier) and should be treated as such.** All Subcontractors/subconsultants, including any tiered Subcontractors/subconsultants, must properly execute this document. If a Mandatory API goal applies, failure to submit a properly executed Schedule 2 will result in a determination of non-responsiveness to the solicitation. Each properly executed Schedule 2 must be submitted with the bid/proposal.

SOLICITATION/PROJECT NUMBER: 24-033

SOLICITATION/PROJECT NAME: Water Treatment Plant No. 2 Expansion

Prime Contractor: Kimley-Horn and Associates, Inc. Subcontractor: WIRX Engineering LLC

**(Check box(s) that apply)**

SBE    Non-SBE    Supplier

Date of Palm Beach County Certification (if applicable): 4/17/23 - 4/16/26

**SBE PARTICIPATION – SBE Primes must document all work to be performed by their own work force on this form.** Specify in detail, the scope of work to be performed or items supplied with the dollar amount and/or percentage for each work item. When applicable, identify the line item(s) associated with the service/product being supplied. SBE credit will only be given for the areas in which the SBE is certified. A detailed quote/proposal may be attached to a properly executed Schedule 2 for additional information.

Line Item	Item Description	Unit Price	Quantity/ Units	Contingendes/ Allowances	Total Price/Percentage
	Geological Engineering				\$449,518.24

The undersigned Subcontractor/subconsultant is prepared to self-perform the above-described work in conjunction with the aforementioned project at the following total price or percentage: \$449,518.24

**If the undersigned intends to subcontract any portion of this work to another Subcontractor/subconsultant, please list the business name and the amount below accompanied by a separate properly executed Schedule 2.**

N/A Price or Percentage: N/A

Name of 2<sup>nd</sup>/3<sup>rd</sup> tier Subcontractor/subconsultant

Kimley-Horn and Associates, Inc.

Print Name of Prime

By:   
Authorized Signature

Jacob Lawson, P.E.

Print Name


Vice President

Title

Date: March 17, 2026

WIRX Engineering LLC

Print Name of Subcontractor/subconsultant

By:   
Authorized Signature

Andrew Nixon, P.E.

Print Name

Managing Member

Title

Date: March 17, 2026

## ATTACHMENT D

### PROJECT SCHEDULE

The completion dates for this work will be as follows (starting from CONSULTANT'S receipt of Notice to Proceed.) As the NTP pushes, completion dates will push out. Completion dates are subject to change based on added scope or requirements outside of this contract.

#### Engineering Services

#### Completion Date from Notice to Proceed (Anticipated NTP: April 28, 2026)

(Calendar Days)

<i>Task 1: Wellfield Expansion</i>	<i>306 Days (February 28, 2027)</i>
<i>Task 2: Raw Water Main Improvements</i>	<i>306 Days (February 28, 2027)</i>
<i>Task 3: 30 MGD NF WTP No. 2</i>	<i>571 Days (90% Design November 20, 2027)</i>
<i>Task 4: Project Management and Administration</i>	<i>600 Days</i>
<i>Task 5: Quality Management</i>	<i>600 Days</i>

*Task durations are provided through design and permit application submittal. Permit acquisition cannot be guaranteed by Consultant. All bid phase service durations are contingent upon PBCWUD and CMAR procurement timeframes. The scope and schedule of the design packages may be modified to align with the CMAR GMP.*

**ATTACHMENT E  
BUDGET SUMMARY**

Palm Beach County Water Utilities Department  
 Contract for Consulting/Professional Services Water Treatment Plant No. 2 Expansion  
 Resolution No. R2024-1424 Contract Dated October 22, 2024  
 Consultant Services Authorization: 2  
 Consultant: Kimley-Horn and Associates, Inc.  
 Project Title: Water Treatment Plant No. 2 Expansion  
 PBCWUD Project No.: 24-033

Task Number	Task Description	Kimley-Horn and Associates, Inc.	Brown & Phillips, Inc.	C Solutions, Inc.	Colomé & Associates, Inc.	Craig A. Smith & Associates, LLC	JLA Geosciences, Inc.	HBC Engineering Company	Hillers Electrical Engineering, Inc.	WRBY Engineering, LLC	TOTAL
	<b>OSBO APPROVED AWARDED CATEGORY</b>		<b>SBE</b>	<b>SBE</b>	<b>SBE</b>	<b>SBE</b>	<b>SBE</b>	<b>SBE</b>	<b>SBE</b>	<b>SBE</b>	
TASK 1	Wellfield Expansion										
TASK 1.1	Project Meetings and Administrative Assistance	\$ 15,539.40					\$ 15,960.00		\$ 6,533.15		
TASK 1.2	Environmental Due Diligence, Geotechnical Engineering and Topographic Survey and Subsurface Utility Exploration	\$ 144,871.26	\$ 212,781.60			\$ 23,487.12			\$ -	\$ 67,496.98	
TASK 1.3	Design Engineering	\$ 84,779.22							\$ 29,708.64		
TASK 1.4	Construction Document Preparation	\$ 147,306.06					\$ 50,444.80		\$ 297,158.16		
TASK 1.5	Permitting	\$ 69,164.10							\$ 8,383.96		
TASK 1.6	Bid Phase/CMAR GMP Services	\$ 50,563.14					\$ 5,801.60		\$ 10,710.18		
	<b>Task 1 - Subtotal</b>	<b>\$ 512,223.18</b>	<b>\$ 212,781.60</b>	<b>\$ -</b>	<b>\$ -</b>	<b>\$ 23,487.12</b>	<b>\$ 72,206.40</b>	<b>\$ -</b>	<b>\$ 352,494.09</b>	<b>\$ 67,496.98</b>	<b>\$ 1,240,689.37</b>
Task 2	Raw Water Main Improvements										
TASK 2.1	Project Meetings and Administrative Assistance	\$ 47,798.16							\$ 5,932.16		
TASK 2.2	Subconsultant Support Services	\$ 14,209.92	\$ 157,851.00			\$ 138,504.18			\$ -	\$ 164,516.06	
TASK 2.3	Raw and Finished Water Main Design	\$ 28,607.22							\$ 17,300.14		
TASK 2.4	Construction Document Preparation Raw and Finished Water Mains	\$ 399,555.18							\$ 109,517.72		
TASK 2.5	Permitting	\$ 98,646.90							\$ 3,827.20		
TASK 2.6	Bid Phase/CMAR GMP Services	\$ 67,526.88							\$ 5,812.56		
	<b>Task 2 - Subtotal</b>	<b>\$ 656,344.26</b>	<b>\$ 157,851.00</b>	<b>\$ -</b>	<b>\$ -</b>	<b>\$ 138,504.18</b>	<b>\$ -</b>	<b>\$ -</b>	<b>\$ 142,389.78</b>	<b>\$ 164,516.06</b>	<b>\$ 1,259,605.28</b>
TASK 3	30 MGD NF WTP No. 2										
TASK 3.1	Project Meetings and Administrative Assistance	\$ 158,702.75		\$ 76,710.00					\$ 17,796.48		
TASK 3.2	Subconsultant Support	\$ 88,496.70	\$ 61,882.80			\$ 105,288.96			\$ -	\$ 217,505.20	
TASK 3.3	Environmental Due Diligence	\$ 78,175.20							\$ -		
TASK 3.4	Pre-treatment System Design	\$ 59,714.94							\$ 9,257.04		
TASK 3.5	NF Treatment Process	\$ 520,205.58							\$ 11,266.32		
TASK 3.6	Post-treatment System	\$ 168,295.92							\$ 7,116.20		
TASK 3.7	Finished Water Storage and High Service Pumping Units	\$ 149,996.10		\$ 311,287.50					\$ 12,916.80		
TASK 3.8	Chemical Systems	\$ 58,969.92		\$ 311,287.50					\$ 7,941.44		
TASK 3.9	Yard Piping and Site Improvements	\$ 109,867.80		\$ 69,720.00					\$ -		
TASK 3.10	Buildings	\$ 200,964.48			\$ 960,675.30				\$ 6,613.88		
TASK 3.11	Landscaping Improvements	\$ 71,375.52							\$ -		
TASK 3.12	Construction Document Preparation	\$ 3,632,796.72						\$ 1,119,881.43	\$ 844,088.96		
TASK 3.13	WTP Permitting	\$ 438,505.86			\$ 143,973.04			\$ 96,803.10	\$ 19,351.28		
TASK 3.14	Bid Phase/CMAR GMP Services	\$ 166,902.36		\$ 30,990.00				\$ 33,331.98	\$ 33,212.92		
	<b>Task 3 - Subtotal</b>	<b>\$ 5,902,969.85</b>	<b>\$ 61,882.80</b>	<b>\$ 799,995.00</b>	<b>\$ 1,104,648.34</b>	<b>\$ 105,288.96</b>	<b>\$ -</b>	<b>\$ 1,250,016.51</b>	<b>\$ 969,561.32</b>	<b>\$ 217,505.20</b>	<b>\$ 10,411,867.98</b>
TASK 4	Project Management and Administration										
TASK 4.1	Project Management Services	\$ 805,304.73			\$ 89,184.76				\$ 5,830.50		
TASK 4.2	Progress Meetings	\$ 301,837.32			\$ 17,142.36				\$ 29,840.20		
	<b>Task 4 - Subtotal</b>	<b>\$ 1,107,142.05</b>	<b>\$ -</b>	<b>\$ -</b>	<b>\$ 106,327.12</b>	<b>\$ -</b>	<b>\$ -</b>	<b>\$ -</b>	<b>\$ 35,670.70</b>	<b>\$ -</b>	<b>\$ 1,249,139.87</b>
TASK 5	Quality Management										
TASK 5.1	Quality Management	\$ 330,035.88							\$ -		
	<b>Task 5 - Subtotal</b>	<b>\$ 330,035.88</b>	<b>\$ -</b>	<b>\$ -</b>	<b>\$ -</b>	<b>\$ -</b>	<b>\$ -</b>	<b>\$ -</b>	<b>\$ -</b>	<b>\$ -</b>	<b>\$ 330,035.88</b>
	<b>EXPENSES</b>	<b>\$ 85.62</b>	<b>\$ 2,400.00</b>		<b>\$ 1,416.00</b>						<b>\$ -</b>
		<b>\$ -</b>									<b>\$ 3,901.62</b>
	<b>TOTAL PROJECT</b>	<b>\$ 8,508,800.84</b>	<b>\$ 434,915.40</b>	<b>\$ 799,995.00</b>	<b>\$ 1,212,391.46</b>	<b>\$ 267,280.26</b>	<b>\$ 72,206.40</b>	<b>\$ 1,250,016.51</b>	<b>\$ 1,500,115.89</b>	<b>\$ 449,518.24</b>	<b>\$ 14,495,240.00</b>

**ATTACHMENT E  
BUDGET SUMMARY**

Palm Beach County Water Utilities Department  
 Contract for Consulting/Professional Services Water Treatment Plant No. 2 Expansion  
 Palm Beach County Water Utilities Department  
 Contract for Consulting/Professional Services Water Treatment Plant No. 2 Expansion  
 Resolution No. R2024-1424 Contract Dated October 22, 2024  
 Consultant Services Authorization: 2  
 Consultant: Kimley-Horn and Associates, Inc.  
 Project Title: Water Treatment Plant No. 2 Expansion  
 PBCWUD Project No.: 24-033

**BUDGET SUMMARY FOR FIRM**

Task Number	Task Description	Principal	Sr. Professional II	Sr. Professional I	Professional	Sr. Support Staff	Sr. Technical Support	Support Staff	Analyst II	Analyst I	Total Hours	PRIME TOTALS		
												Total Labor	Total Expenses	Total Labor and Expenses
	2024 Raw Rate >	\$ 118.86	\$ 99.62	\$ 95.68	\$ 64.62	\$ 38.56	\$ 73.28	\$ 28.80	\$ 53.56	\$ 41.16				
	Multiplier >	3.00	3.00	3.00	3.00	3.00	3.00	3.00	3.00	3.00				
	Bill Rate >	\$ 356.58	\$ 298.86	\$ 287.04	\$ 193.86	\$ 115.68	\$ 219.84	\$ 86.40	\$ 160.68	\$ 123.48				
<b>TASK 1</b>	<b>Wellfield Expansion</b>													
<b>TASK 1.1</b>	<b>Project Meetings and Administrative Assistance</b>													
	One (1) Kickoff Meeting	1	4		4	2				4		\$ 3,052.74	\$ -	\$ 3,052.74
	One (1) Preliminary Design Meeting	1	6		4	2				4		\$ 3,650.46	\$ -	\$ 3,650.46
	Two (2) Design Review Meetings	2	12		16	6				6		\$ 8,836.20	\$ -	\$ 8,836.20
	<b>Task 1.1 - Subtotal</b>	<b>4</b>	<b>22</b>	<b>0</b>	<b>24</b>	<b>10</b>	<b>0</b>	<b>0</b>	<b>0</b>	<b>14</b>	<b>74</b>	<b>\$ 15,539.40</b>	<b>\$ -</b>	<b>\$ 15,539.40</b>
<b>TASK 1.2</b>	<b>Environmental Due Diligence, Geotechnical Engineering and Topographic Survey and Subsurface Utility Exploration (SUE)</b>													
	Preliminary Site Visit and Summary		2	12	14			6				\$ 7,274.64	\$ -	\$ 7,274.64
	Listed Species Memorandum	2	4	20	40	4	4	4	80	100		\$ 42,293.88	\$ -	\$ 42,293.88
	Site Visit - up to ten (10) new sites and two (2) replacement sites	3	5	24	48	5	5	5	96	120		\$ 51,110.76	\$ -	\$ 51,110.76
	Coordination with Subconsultants for Survey and Geotech				6							\$ 1,163.16	\$ -	\$ 1,163.16
	Gopher Tortoise Survey and Permitting			72	48							\$ 29,972.16	\$ -	\$ 29,972.16
	Soft Digs and Locates		2	5	4		4	4		2		\$ 4,280.28	\$ -	\$ 4,280.28
	Survey	1	2	6	4		4	4		4		\$ 5,170.86	\$ -	\$ 5,170.86
	Geotechnical		2	4	2		4	4		2		\$ 3,605.52	\$ -	\$ 3,605.52
	<b>Task 1.2 - Subtotal</b>	<b>6</b>	<b>17</b>	<b>143</b>	<b>166</b>	<b>9</b>	<b>21</b>	<b>27</b>	<b>176</b>	<b>228</b>	<b>793</b>	<b>\$ 144,871.26</b>	<b>\$ -</b>	<b>\$ 144,871.26</b>

**ATTACHMENT E  
BUDGET SUMMARY**

Palm Beach County Water Utilities Department  
 Contract for Consulting/Professional Services Water Treatment Plant No. 2 Expansion  
 Palm Beach County Water Utilities Department  
 Contract for Consulting/Professional Services Water Treatment Plant No. 2 Expansion  
 Resolution No. R2024-1424 Contract Dated October 22, 2024  
 Consultant Services Authorization: 2  
 Consultant: Kimley-Horn and Associates, Inc.  
 Project Title: Water Treatment Plant No. 2 Expansion  
 PBCWUD Project No.: 24-033

**BUDGET SUMMARY FOR FIRM**

Task Number	Task Description	Principal	Sr. Professional II	Sr. Professional I	Professional	Sr. Support Staff	Sr. Technical Support	Support Staff	Analyst II	Analyst I	PRIME TOTALS			
											Total Hours	Total Labor	Total Expenses	Total Labor and Expenses
	2024 Raw Rate >	\$ 118.86	\$ 99.62	\$ 95.68	\$ 64.62	\$ 38.56	\$ 73.28	\$ 28.80	\$ 53.56	\$ 41.16				
	Multiplier >	3.00	3.00	3.00	3.00	3.00	3.00	3.00	3.00	3.00				
	Bill Rate >	\$ 356.58	\$ 298.86	\$ 287.04	\$ 193.86	\$ 115.68	\$ 219.84	\$ 86.40	\$ 160.68	\$ 123.48				
TASK 1.3	Design Engineering													
	Coordination with Subconsultant for well design and upgrades	1	3	6	12	2	2	2	12	16		\$ 10,049.40	\$ -	\$ 10,049.40
	Design of ten (10) surficial well sites and two (2) replacement sites	1	12	6	36	12	12		36	24		\$ 25,418.34	\$ -	\$ 25,418.34
	Structural Design		6	4	12	1	3		12	16		\$ 9,946.68	\$ -	\$ 9,946.68
	Hydraulic Calculations	1	6	12	18	4	4	6	24	16		\$ 16,776.18	\$ -	\$ 16,776.18
	Coordinate with Pump Representatives and PBCWUD		2	4	12	2		2	4	10		\$ 6,353.88	\$ -	\$ 6,353.88
	Design Upgrades for fourteen (14) modified wells	1	12	6	24	6	6		12	16		\$ 16,234.74	\$ -	\$ 16,234.74
												\$ -	\$ -	\$ -
	<b>Task 1.3 - Subtotal</b>	<b>4</b>	<b>41</b>	<b>38</b>	<b>114</b>	<b>27</b>	<b>27</b>	<b>10</b>	<b>100</b>	<b>98</b>	<b>459</b>	<b>\$ 84,779.22</b>	<b>\$ -</b>	<b>\$ 84,779.22</b>
TASK 1.4	Construction Document Preparation													
	Construction Plans	16	24	64	72	16	40	26	96	96		\$ 85,376.64	\$ -	\$ 85,376.64
	Technical Specifications	2	12	24	24	16	12	24	40	64		\$ 36,733.56	\$ -	\$ 36,733.56
	90% Submittal	2	2	6		2	6	2	12	16		\$ 8,660.16	\$ -	\$ 8,660.16
	QA/QC for 90% Submittal	4	8									\$ 3,817.20	\$ -	\$ 3,817.20
	100% Submittal	1	4	6		2	6	2	12	16		\$ 8,901.30	\$ -	\$ 8,901.30
	QA/QC for 100% Submittal	4	8									\$ 3,817.20	\$ -	\$ 3,817.20
												\$ -	\$ -	\$ -
	<b>Task 1.4 - Subtotal</b>	<b>29</b>	<b>58</b>	<b>100</b>	<b>96</b>	<b>36</b>	<b>64</b>	<b>54</b>	<b>160</b>	<b>192</b>	<b>789</b>	<b>\$ 147,306.06</b>	<b>\$ -</b>	<b>\$ 147,306.06</b>
TASK 1.5	Permitting													
	Palm Beach County Right-of-Way/Utility Permit (PBC ROW)	1	1	4	6		2	4	4			\$ 4,394.76	\$ -	\$ 4,394.76
	PBCROW Request for Additional Information (RAI) - Up to two (2)	1	1	6	16		2	6	8			\$ 7,722.96	\$ -	\$ 7,722.96
	Palm Beach County Land Development Division Driveway Permit Application	1	1	2	4	2		2	6			\$ 3,373.20	\$ -	\$ 3,373.20
	Palm Beach County Engineering and Public Works, - Land Development Division Driveway RAI - Up to two (2)	1	1	4	12	12		4	12			\$ 7,791.84	\$ -	\$ 7,791.84
	LWDD Application		2	4					4			\$ 2,388.60	\$ -	\$ 2,388.60
	LWDD RAI - Up to two (2)		1	4			1	1	4			\$ 2,395.98	\$ -	\$ 2,395.98
	Palm Beach County Environmental Resources Management (PBCERM) permit application	1	2	4	12				12			\$ 6,356.94	\$ -	\$ 6,356.94
	Palm Beach County Environmental Resources Management (PBCERM) RAI - Up to two (2)	1	2	8	12				12			\$ 7,505.10	\$ -	\$ 7,505.10
	Florida Department of Environmental Protection (FDEP) Application (PBCHD)	1	4	6	12	6	6	8	24	24		\$ 15,124.74	\$ -	\$ 15,124.74
	PBCHD RAI - Up to One (1)		1	8	12	6	4	4	16	12		\$ 10,893.18	\$ -	\$ 10,893.18
	Florida Department of Transportation permit application			1					2			\$ 608.40	\$ -	\$ 608.40
	FDOT RAI - up to one (1)			1					2			\$ 608.40	\$ -	\$ 608.40
												\$ -	\$ -	\$ -
	<b>Task 1.5 - Subtotal</b>	<b>7</b>	<b>16</b>	<b>52</b>	<b>86</b>	<b>26</b>	<b>15</b>	<b>29</b>	<b>106</b>	<b>36</b>	<b>373</b>	<b>\$ 69,164.10</b>	<b>\$ -</b>	<b>\$ 69,164.10</b>

**ATTACHMENT E  
BUDGET SUMMARY**

Palm Beach County Water Utilities Department  
 Contract for Consulting/Professional Services Water Treatment Plant No. 2 Expansion  
 Palm Beach County Water Utilities Department  
 Contract for Consulting/Professional Services Water Treatment Plant No. 2 Expansion  
 Resolution No. R2024-1424 Contract Dated October 22, 2024  
 Consultant Services Authorization: 2  
 Consultant: Kimley-Horn and Associates, Inc.  
 Project Title: Water Treatment Plant No. 2 Expansion  
 PBCWUD Project No.: 24-033

**BUDGET SUMMARY FOR FIRM**

Task Number	Task Description	Principal	Sr. Professional II	Sr. Professional I	Professional	Sr. Support Staff	Sr. Technical Support	Support Staff	Analyst II	Analyst I	PRIME TOTALS			
											Total Hours	Total Labor	Total Expenses	Total Labor and Expenses
	2024 Raw Rate >	\$ 118.86	\$ 99.62	\$ 95.68	\$ 64.62	\$ 38.56	\$ 73.28	\$ 28.80	\$ 53.56	\$ 41.16				
	Multiplier >	3.00	3.00	3.00	3.00	3.00	3.00	3.00	3.00	3.00				
	Bill Rate >	\$ 356.58	\$ 298.86	\$ 287.04	\$ 193.86	\$ 115.68	\$ 219.84	\$ 86.40	\$ 160.68	\$ 123.48				
TASK 1.6	Bid Phase/CMAR GMP Services													
	Assemble Bid Documents	1	1	4	6	18	6	6	8	12		\$ 9,653.64	\$ -	\$ 9,653.64
	Review Front End Documents	1	2	2	6	4		4	2	1		\$ 3,944.70	\$ -	\$ 3,944.70
	Attend One (1) Pre-bid meeting		4	6	12		4					\$ 6,123.36	\$ -	\$ 6,123.36
	Respond to Bidder's Questions (up to 2 addenda)	1	1	4	12	2	1	4	8	8		\$ 7,200.00	\$ -	\$ 7,200.00
	Review Bids and Provide Summary Response	1	1	2	6	4		2				\$ 3,028.20	\$ -	\$ 3,028.20
	Conformed Bid Plans and Specifications	4	12	6	22	36	24	2				\$ 20,613.24	\$ -	\$ 20,613.24
												\$ -	\$ -	\$ -
	<b>Task 1.6 - Subtotal</b>	<b>8</b>	<b>21</b>	<b>24</b>	<b>64</b>	<b>64</b>	<b>35</b>	<b>18</b>	<b>18</b>	<b>21</b>	<b>273</b>	<b>\$ 50,563.14</b>	<b>\$ -</b>	<b>\$ 50,563.14</b>
	<b>Labor Subtotal Hours</b>	<b>58</b>	<b>175</b>	<b>357</b>	<b>550</b>	<b>172</b>	<b>162</b>	<b>138</b>	<b>560</b>	<b>589</b>	<b>2761</b>			
	<b>Labor Raw Costs</b>	<b>\$ 6,893.88</b>	<b>\$ 17,433.50</b>	<b>\$ 34,157.76</b>	<b>\$ 35,541.00</b>	<b>\$ 6,632.32</b>	<b>\$ 11,871.36</b>	<b>\$ 3,974.40</b>	<b>\$ 29,993.60</b>	<b>\$ 24,243.24</b>		<b>\$ 170,741.06</b>		
	<b>Labor Subtotal (Bill Rate * Labor Subtotal Hours)</b>	<b>\$ 20,681.64</b>	<b>\$ 52,300.50</b>	<b>\$ 102,473.28</b>	<b>\$ 106,623.00</b>	<b>\$ 19,896.96</b>	<b>\$ 35,614.08</b>	<b>\$ 11,923.20</b>	<b>\$ 89,980.80</b>	<b>\$ 72,729.72</b>		<b>\$ 512,223.18</b>		
	<b>PROJECT TOTAL</b>										<b>2761</b>	<b>\$ 512,223.18</b>	<b>\$ -</b>	<b>\$ 512,223.18</b>

**ATTACHMENT E  
BUDGET SUMMARY**

Palm Beach County Water Utilities Department  
 Contract for Consulting/Professional Services Water Treatment Plant No. 2 Expansion  
 Resolution No. R2024-1424 Contract Dated October 22, 2024  
 Consultant Services Authorization: 2  
 Consultant: Kimley-Horn and Associates, Inc.  
 Project Title: Water Treatment Plant No. 2 Expansion  
 PBCWUD Project No.: 24-033

**BUDGET SUMMARY FOR FIRM**

Task Number	Task Description	Principal	Sr. Professional II	Sr. Professional I	Professional	Sr. Support Staff	Sr. Technical Support	Support Staff	Analyst II	Analyst I	PRIME TOTALS			
											Total Hours	Total Labor	Total Expenses	Total Labor and Expenses
	2024 Raw Rate >	\$ 118.86	\$ 99.62	\$ 95.68	\$ 64.62	\$ 38.56	\$ 73.28	\$ 28.80	\$ 53.56	\$ 41.16				
	Multiplier >	3.00	3.00	3.00	3.00	3.00	3.00	3.00	3.00	3.00				
	Bill Rate >	\$ 356.58	\$ 298.86	\$ 287.04	\$ 193.86	\$ 115.68	\$ 219.84	\$ 86.40	\$ 160.68	\$ 123.48				
TASK 2	Raw Water Main Improvements													
TASK 2.1	Project Meetings and Administrative Assistance													
	One (1) Preliminary Design Alignment and Kickoff Meeting	3	6		8	4	4	4	12			\$ 8,029.62	\$ -	\$ 8,029.62
	Three (3) Design and PBCWUD Staff Coordination Workshops	3	18		24	6		6	18			\$ 15,206.58	\$ -	\$ 15,206.58
	One (1) CMAR Design and Constructability Workshops	2	6		10	2		2	10			\$ 6,455.88	\$ -	\$ 6,455.88
	Two (2) Design Review Meetings	2	12		16	6		8	12			\$ 10,714.68	\$ -	\$ 10,714.68
	Two (2) Permitting Meetings	2	8		8	4		4	12			\$ 7,391.40	\$ -	\$ 7,391.40
												\$ -	\$ -	\$ -
	<b>Task 2.1 - Subtotal</b>	<b>12</b>	<b>50</b>	<b>0</b>	<b>66</b>	<b>22</b>	<b>4</b>	<b>24</b>	<b>64</b>	<b>0</b>	<b>242</b>	<b>\$ 47,798.16</b>	<b>\$ -</b>	<b>\$ 47,798.16</b>
TASK 2.2	Subconsultant Support Services													
	Geotechnical	1	1	4	4	2	4	2	4			\$ 4,505.28	\$ -	\$ 4,505.28
	Survey	1	2	6	6	4	4	2	4			\$ 4,834.14	\$ -	\$ 4,834.14
	Soft Digs and Locates	1	2	4	6	2	4	2	2			\$ 4,870.50	\$ -	\$ 4,870.50
												\$ -	\$ -	\$ -
	<b>Task 2.2 - Subtotal</b>	<b>3</b>	<b>5</b>	<b>14</b>	<b>10</b>	<b>8</b>	<b>12</b>	<b>6</b>	<b>10</b>	<b>0</b>	<b>68</b>	<b>\$ 14,209.92</b>	<b>\$ -</b>	<b>\$ 14,209.92</b>
TASK 2.3	Raw and Finished Water Main Design													
	Raw Water Main and Finished Water Main 30% Alignment	1	2	4	8	1			6	12		\$ 6,214.86	\$ -	\$ 6,214.86
	Existing Utility Relocations		1	4	6				8	6		\$ 4,636.50	\$ -	\$ 4,636.50
	Fiber Optic (FO) Route	1	2	4	4				8	6		\$ 4,904.22	\$ -	\$ 4,904.22
	Mechanical Design and Calculations		1	3	6	1		2	4	8		\$ 4,242.18	\$ -	\$ 4,242.18
	Drainage Design and Restoration Plans		2	4	2			2	4			\$ 2,949.12	\$ -	\$ 2,949.12
	Design Discipline Coordination	1	2	6	6	1			6	6		\$ 5,660.34	\$ -	\$ 5,660.34
	<b>Task 2.3 - Subtotal</b>	<b>3</b>	<b>10</b>	<b>25</b>	<b>32</b>	<b>3</b>	<b>0</b>	<b>4</b>	<b>36</b>	<b>38</b>	<b>151</b>	<b>\$ 28,607.22</b>	<b>\$ -</b>	<b>\$ 28,607.22</b>
TASK 2.4	Construction Document Preparation Raw and Finished Water Mains													
	Construction Plans	9	48	63	90	12	100	110	200	200		\$ 142,793.58	\$ -	\$ 142,793.58
	Technical Specifications	6	36	72	30	12	12	8	40	40		\$ 55,464.96	\$ -	\$ 55,464.96
	60% Submittal	8	18	24	18	12	4	8	20	20		\$ 27,252.48	\$ -	\$ 27,252.48
	QA/QC for 60% Submittal	8	18									\$ 8,232.12	\$ -	\$ 8,232.12
	90% Submittal	8	18	24	18	12	4	8	20	20		\$ 27,252.48	\$ -	\$ 27,252.48
	QA/QC for 90% Submittal	10	27									\$ 11,635.02	\$ -	\$ 11,635.02
	100% Submittal	6	12	18	27	4	4	8	40	40		\$ 29,526.42	\$ -	\$ 29,526.42
	QA/QC for 100% Submittal	6	18									\$ 7,518.96	\$ -	\$ 7,518.96
	Construction Document Preparation Fiber Optic													
	Construction Plans	2	16	20	20	5	20	60	80			\$ 38,126.52	\$ -	\$ 38,126.52
	Technical Specifications	2	12	24	10	5	4	3	16			\$ 17,414.88	\$ -	\$ 17,414.88
	60% Submittal	2	6	8	6	4	2	3	8			\$ 8,412.84	\$ -	\$ 8,412.84
	QA/QC for 60% Submittal	2	6									\$ 2,506.32	\$ -	\$ 2,506.32
	90% Submittal	2	6	8	6	4	2	3	8			\$ 8,412.84	\$ -	\$ 8,412.84
	QA/QC for 90% Submittal	2	9									\$ 3,402.90	\$ -	\$ 3,402.90
	100% Submittal	2	4	6	9	2	3	3	16			\$ 9,096.54	\$ -	\$ 9,096.54
	QA/QC for 100% Submittal	2	6									\$ 2,506.32	\$ -	\$ 2,506.32
												\$ -	\$ -	\$ -

**ATTACHMENT E  
BUDGET SUMMARY**

Palm Beach County Water Utilities Department  
 Contract for Consulting/Professional Services Water Treatment Plant No. 2 Expansion  
 Resolution No. R2024-1424 Contract Dated October 22, 2024  
 Consultant Services Authorization: 2  
 Consultant: Kimley-Horn and Associates, Inc.  
 Project Title: Water Treatment Plant No. 2 Expansion  
 PBCWUD Project No.: 24-033

**BUDGET SUMMARY FOR FIRM**

Task Number	Task Description	Principal	Sr. Professional II	Sr. Professional I	Professional	Sr. Support Staff	Sr. Technical Support	Support Staff	Analyst II	Analyst I	Total Hours	PRIME TOTALS		
												Total Labor	Total Expenses	Total Labor and Expenses
	2024 Raw Rate >	\$ 118.86	\$ 99.62	\$ 95.68	\$ 64.62	\$ 38.56	\$ 73.28	\$ 28.80	\$ 53.56	\$ 41.16				
	Multiplier >	3.00	3.00	3.00	3.00	3.00	3.00	3.00	3.00	3.00				
	Bill Rate >	\$ 356.58	\$ 298.86	\$ 287.04	\$ 193.86	\$ 115.68	\$ 219.84	\$ 86.40	\$ 160.68	\$ 123.48				
	<b>Task 2.4 - Subtotal</b>	<b>77</b>	<b>260</b>	<b>267</b>	<b>234</b>	<b>72</b>	<b>155</b>	<b>214</b>	<b>448</b>	<b>320</b>	<b>2047</b>	<b>\$ 399,555.18</b>	<b>\$ -</b>	<b>\$ 399,555.18</b>
<b>TASK 2.5</b>	<b>Permitting</b>													
	<i>Palm Beach County Engineering Right-of-way (ROW) Pre-application Meeting</i>	1	3	6	4							\$ 3,750.84	\$ -	\$ 3,750.84
	<i>Palm Beach County Right-of-Way (ROW) Permit Application</i>	1	3	8	10	1		1	16	14		\$ 9,989.76	\$ -	\$ 9,989.76
	<i>PBCROW RAI - Up to Two (2)</i>	1	2	6	8	2		2	18	24		\$ 10,487.34	\$ -	\$ 10,487.34
	<i>Florida Department of Environmental Protection (FDEP) Application (PBCHD)</i>	1	4	8	12	4		6	24	16		\$ 12,987.78	\$ -	\$ 12,987.78
	<i>FDEP (PBCHD) RAI - Up to Two (2)</i>	1	3	9	12	3		3	24	20		\$ 13,095.00	\$ -	\$ 13,095.00
	<i>Florida Department of Transportation (FDOT) Meetings - Up to one (1)</i>	2	4	6	8			4	4	6		\$ 6,910.92	\$ -	\$ 6,910.92
	<i>FDOT Permit Application</i>	1	1	4	8	1		1	16	12		\$ 7,609.20	\$ -	\$ 7,609.20
	<i>FDOT RAI - Up to one (1)</i>	1	2	4	8	2		2	8	10		\$ 6,577.74	\$ -	\$ 6,577.74
	<i>Palm Beach County Parks and Recreation Meetings - Up to two (2)</i>	2	4	6	12			6	12	8		\$ 9,391.56	\$ -	\$ 9,391.56
	<i>Palm Beach County Environmental Resource Management (PBCERM)</i>	1	6	4	6	4			14	12		\$ 8,655.06	\$ -	\$ 8,655.06
	<i>PBCERM RAI - Up to One (1)</i>	1	4	6	8	4			12	16		\$ 9,191.70	\$ -	\$ 9,191.70
												\$ -	\$ -	\$ -
												\$ -	\$ -	\$ -
	<b>Task 2.5 - Subtotal</b>	<b>13</b>	<b>36</b>	<b>67</b>	<b>96</b>	<b>21</b>	<b>0</b>	<b>25</b>	<b>148</b>	<b>138</b>	<b>544</b>	<b>\$ 98,646.90</b>	<b>\$ -</b>	<b>\$ 98,646.90</b>
<b>TASK 2.6</b>	<b>Bid Phase/CMAR GMP Services</b>													
	<i>Assemble Bid Documents</i>	1	8	4	20	18		14	12	24		\$ 15,956.34	\$ -	\$ 15,956.34
	<i>Review Front End Documents</i>	1	8	4	10	8		12	6	4		\$ 9,254.46	\$ -	\$ 9,254.46
	<i>Attend One (1) Pre-bid meeting</i>		8	4	12							\$ 5,865.36	\$ -	\$ 5,865.36
	<i>Respond to Bidder's Questions (up to 2 addenda)</i>	1	10	6	10	6		4	12	16		\$ 11,949.54	\$ -	\$ 11,949.54
	<i>Review Bids and Provide Summary Response</i>	1	8	4	6	2		2		8		\$ 6,450.78	\$ -	\$ 6,450.78
	<i>Conformed Bid Plans and Specifications</i>	4	16	4	12	48		4		20		\$ 18,050.40	\$ -	\$ 18,050.40
												\$ -	\$ -	\$ -
	<b>Task 2.6 - Subtotal</b>	<b>8</b>	<b>58</b>	<b>26</b>	<b>70</b>	<b>82</b>	<b>0</b>	<b>36</b>	<b>30</b>	<b>72</b>	<b>382</b>	<b>\$ 67,526.88</b>	<b>\$ -</b>	<b>\$ 67,526.88</b>
	<b>Total (Task 2)</b>	<b>116</b>	<b>419</b>	<b>399</b>	<b>508</b>	<b>208</b>	<b>171</b>	<b>309</b>	<b>736</b>	<b>568</b>	<b>3434</b>	<b>\$ 656,344.26</b>	<b>\$ -</b>	<b>\$ 656,344.26</b>
	<b>Labor Subtotal Hours</b>	<b>116</b>	<b>419</b>	<b>399</b>	<b>508</b>	<b>208</b>	<b>171</b>	<b>309</b>	<b>736</b>	<b>568</b>	<b>3434</b>			
	<b>Labor Raw Costs</b>	<b>\$ 13,787.76</b>	<b>\$ 41,740.78</b>	<b>\$ 38,176.32</b>	<b>\$ 32,826.96</b>	<b>\$ 8,020.48</b>	<b>\$ 12,530.88</b>	<b>\$ 8,899.20</b>	<b>\$ 39,420.16</b>	<b>\$ 23,378.88</b>		<b>\$ 218,781.42</b>		
	<b>Labor Subtotal (Bill Rate * Labor Subtotal Hours)</b>	<b>\$ 41,363.28</b>	<b>\$ 125,222.34</b>	<b>\$ 114,528.96</b>	<b>\$ 98,480.88</b>	<b>\$ 24,061.44</b>	<b>\$ 37,592.64</b>	<b>\$ 26,697.60</b>	<b>\$ 118,260.48</b>	<b>\$ 70,136.64</b>		<b>\$ 656,344.26</b>		
	<b>PROJECT TOTAL</b>										<b>3434</b>	<b>\$ 656,344.26</b>	<b>\$ -</b>	<b>\$ 656,344.26</b>

**ATTACHMENT E  
BUDGET SUMMARY**

**Palm Beach County Water Utilities Department**  
**Contract for Consulting/Professional Services Water Treatment Plant No. 2 Expansion**  
**Resolution No. R2024-1424 Contract Dated October 22, 2024**  
**Consultant Services Authorization: 2**  
**Consultant: Kimley-Horn and Associates, Inc.**  
**Project Title: Water Treatment Plant No. 2 Expansion**  
**PBCWUD Project No.: 24-033**

**BUDGET SUMMARY FOR FIRM**

Task Number	Task Description	Principal	Sr. Professional II	Sr. Professional I	Professional	Sr. Support Staff	Sr. Technical Support	Support Staff	Analyst II	Analyst I	PRIME TOTALS			
											Total Hours	Total Labor	Total Expenses	Total Labor and Expenses
	2024 Raw Rate >	\$ 118.86	\$ 99.62	\$ 95.68	\$ 64.62	\$ 38.56	\$ 73.28	\$ 28.80	\$ 53.56	\$ 41.16				
	Multiplier >	3.00	3.00	3.00	3.00	3.00	3.00	3.00	3.00	3.00				
	Bill Rate >	\$ 356.58	\$ 298.86	\$ 287.04	\$ 193.86	\$ 115.68	\$ 219.84	\$ 86.40	\$ 160.68	\$ 123.48				
<b>TASK 3</b>	<b>30 MGD NF WTP No. 2</b>													
<b>TASK 3.1</b>	<b>Project Meetings and Administrative Assistance</b>													
	<i>One (1) Kickoff Meeting</i>	3	6		12	8	4	2	4			\$ 7,809.54	\$ -	\$ 7,809.54
												\$ -	\$ -	\$ -
	<i>Twenty-five (25) Design and PBCWUD Staff Coordination Workshops</i>	6.25	100		150	100	50	50	150			\$ 112,175.63	\$ -	\$ 112,175.63
	<i>Three (3) Design Review Meetings</i>	3	24		36	12	24	18	24			\$ 27,297.18	\$ -	\$ 27,297.18
	<i>Two (2) Permitting Meetings</i>	2	6		16	20	4	8	12			\$ 11,420.40	\$ -	\$ 11,420.40
												\$ -	\$ -	\$ -
	<b>Task 3.1 - Subtotal</b>	<b>14.25</b>	<b>136</b>	<b>0</b>	<b>214</b>	<b>140</b>	<b>82</b>	<b>78</b>	<b>190</b>	<b>0</b>	<b>854.25</b>	<b>\$ 158,702.75</b>	<b>\$ -</b>	<b>\$ 158,702.75</b>
<b>TASK 3.2</b>	<b>Subconsultant Support</b>													
	<i>Soft Digs and Locates</i>	2	8		16			17	20			\$ 10,888.20	\$ -	\$ 10,888.20
	<i>Survey</i>	1	4		10	12	2	10	8			\$ 7,467.90	\$ -	\$ 7,467.90
	<i>Geotechnical</i>	1	5	1	8			6	6			\$ 5,171.28	\$ -	\$ 5,171.28
	<i>Architect</i>	10	14	24	16	6	26	18	26			\$ 29,883.36	\$ -	\$ 29,883.36
	<i>Structural</i>	14	18	10	46	14	18	8	34			\$ 33,890.52	\$ -	\$ 33,890.52
	<i>Coordination with Subconsultants</i>		4									\$ 1,195.44	\$ -	\$ 1,195.44
	<b>Task 3.2 - Subtotal</b>	<b>28</b>	<b>53</b>	<b>35</b>	<b>96</b>	<b>32</b>	<b>46</b>	<b>59</b>	<b>94</b>	<b>0</b>	<b>443</b>	<b>\$ 88,496.70</b>	<b>\$ -</b>	<b>\$ 88,496.70</b>
<b>TASK 3.3</b>	<b>Environmental Due Diligence</b>													
	<i>Preliminary Site Visit and Summary</i>		2	12	14			6				\$ 7,274.64	\$ -	\$ 7,274.64
	<i>Listed Species Memorandum</i>	2	4	16	40	2		4	32	40		\$ 24,913.56	\$ -	\$ 24,913.56
	<i>Site Visit - up to four (4) days</i>	2	4	24	40	4	2	4	80	40		\$ 35,593.56	\$ -	\$ 35,593.56
	<i>Gopher Tortoise Survey, Permitting, Relocation</i>			20	24							\$ 10,393.44	\$ -	\$ 10,393.44
	<b>Task 3.3 - Subtotal</b>	<b>4</b>	<b>10</b>	<b>72</b>	<b>118</b>	<b>6</b>	<b>2</b>	<b>14</b>	<b>112</b>	<b>80</b>	<b>418</b>	<b>\$ 78,175.20</b>	<b>\$ -</b>	<b>\$ 78,175.20</b>

**ATTACHMENT E  
BUDGET SUMMARY**

Palm Beach County Water Utilities Department  
 Contract for Consulting/Professional Services Water Treatment Plant No. 2 Expansion  
 Resolution No. R2024-1424 Contract Dated October 22, 2024  
 Consultant Services Authorization: 2  
 Consultant: Kimley-Horn and Associates, Inc.  
 Project Title: Water Treatment Plant No. 2 Expansion  
 PBCWUD Project No.: 24-033

**BUDGET SUMMARY FOR FIRM**

Task Number	Task Description	Principal	Sr. Professional II	Sr. Professional I	Professional	Sr. Support Staff	Sr. Technical Support	Support Staff	Analyst II	Analyst I	PRIME TOTALS			
											Total Hours	Total Labor	Total Expenses	Total Labor and Expenses
	2024 Raw Rate >	\$ 118.86	\$ 99.62	\$ 95.68	\$ 64.62	\$ 38.56	\$ 73.28	\$ 28.80	\$ 53.56	\$ 41.16				
	Multiplier >	3.00	3.00	3.00	3.00	3.00	3.00	3.00	3.00	3.00				
	Bill Rate >	\$ 356.58	\$ 298.86	\$ 287.04	\$ 193.86	\$ 115.68	\$ 219.84	\$ 86.40	\$ 160.68	\$ 123.48				
<b>TASK 3.4</b>	<b>Pre-treatment System Design</b>													
	Design of Automatic Water Strainer System	1	12	16	12	8	6	6	24			\$ 17,481.06	\$ -	\$ 17,481.06
	Design of pre-treatment chemical feed systems	4	18	10	28	4	4	2	36			\$ 22,403.64	\$ -	\$ 22,403.64
	Design of process piping design	4	20	16	24	2	6	4	8			\$ 19,830.24	\$ -	\$ 19,830.24
	<b>Task 3.4 - Subtotal</b>	<b>9</b>	<b>50</b>	<b>42</b>	<b>64</b>	<b>14</b>	<b>16</b>	<b>12</b>	<b>68</b>	<b>0</b>	<b>275</b>	<b>\$ 59,714.94</b>	<b>\$ -</b>	<b>\$ 59,714.94</b>
<b>TASK 3.5</b>	<b>NF Treatment Process</b>													
	Prepare Schematic of up to two (2) building floor plans	59	206	219	136	70	1	66	48	40		\$ 198,501.78	\$ -	\$ 198,501.78
	Design of NF Building Floor Plan	6	24	36	40	4	4	2	96	120		\$ 59,157.72	\$ -	\$ 59,157.72
	Design of Process Piping	6	60	12	96	2	4	4	48	64		\$ 59,197.80	\$ -	\$ 59,197.80
	Design of Electrical, I&C, Control Strategies	32	48	48	48	2	4	6	80	30		\$ 67,026.96	\$ -	\$ 67,026.96
	Design of Flushing System	6	12	16	20	4	2	2	32	16		\$ 22,388.28	\$ -	\$ 22,388.28
	Design of Membrane System	12	46	68	56	2	4	4	72	54		\$ 68,094.60	\$ -	\$ 68,094.60
	Design of Permeate Piping	6	8	16	24	2	2	2	18	36		\$ 21,957.00	\$ -	\$ 21,957.00
	Design of Concentrate Disposal and Concentrate and Flush Piping Up-Legs	4	10	20	36	4	2	4	25	12		\$ 23,881.44	\$ -	\$ 23,881.44
	<b>Task 3.5 - Subtotal</b>	<b>131</b>	<b>414</b>	<b>435</b>	<b>456</b>	<b>90</b>	<b>23</b>	<b>90</b>	<b>419</b>	<b>372</b>	<b>2430</b>	<b>\$ 520,205.58</b>	<b>\$ -</b>	<b>\$ 520,205.58</b>
<b>TASK 3.6</b>	<b>Post-treatment System</b>													
	Degasification System	6	10	16	48	4	4	4	40	64		\$ 35,043.60	\$ -	\$ 35,043.60
	Clearwell	2	12	32	46	2	4	6	56	70		\$ 41,673.12	\$ -	\$ 41,673.12
	Chemical Components and Injection for Clearwell	4	10	12	72	2	8	4	64	24		\$ 37,400.04	\$ -	\$ 37,400.04
	Design of Transfer Pumps and Building	6	24	36	96	4	2	4	36	72		\$ 54,179.16	\$ -	\$ 54,179.16
	<b>Task 3.6 - Subtotal</b>	<b>18</b>	<b>56</b>	<b>96</b>	<b>262</b>	<b>12</b>	<b>18</b>	<b>18</b>	<b>196</b>	<b>230</b>	<b>906</b>	<b>\$ 168,295.92</b>	<b>\$ -</b>	<b>\$ 168,295.92</b>
<b>TASK 3.7</b>	<b>Finished Water Storage and High Service Pumping Units</b>													
	Design of Ground Storage Tanks - Two (2)	2	4	12	36	2	4	2	40	30		\$ 23,747.16	\$ -	\$ 23,747.16
	Design of Tank Mixers	1	8	16	24	4	2	4	20	36		\$ 20,899.62	\$ -	\$ 20,899.62
	Design of High Service Pump Building	12	24	24	36	1	2	4	80	90		\$ 50,188.08	\$ -	\$ 50,188.08
	Coordination and Design for Pump Selection	8	16	12	36	4	1	1	50	24		\$ 29,824.32	\$ -	\$ 29,824.32
	Piping Connections to High Service Pump Building	8	12	20	18	4	4	2	20	40		\$ 25,336.92	\$ -	\$ 25,336.92
	<b>Task 3.7 - Subtotal</b>	<b>31</b>	<b>64</b>	<b>84</b>	<b>150</b>	<b>15</b>	<b>13</b>	<b>13</b>	<b>210</b>	<b>220</b>	<b>800</b>	<b>\$ 149,996.10</b>	<b>\$ -</b>	<b>\$ 149,996.10</b>
<b>TASK 3.8</b>	<b>Chemical Systems</b>													
	Chemical Systems Design for SH, Caustic, Ammonia, Corrosion Inhibitor, CO2, S	8	22	36	82	6	4	2	42	120		\$ 58,969.92	\$ -	\$ 58,969.92
	<b>Task 3.8 - Subtotal</b>	<b>8</b>	<b>22</b>	<b>36</b>	<b>82</b>	<b>6</b>	<b>4</b>	<b>2</b>	<b>42</b>	<b>120</b>	<b>322</b>	<b>\$ 58,969.92</b>	<b>\$ -</b>	<b>\$ 58,969.92</b>
<b>TASK 3.9</b>	<b>Yard Piping and Site Improvements</b>													
	Yard Piping for Mains	6	12	24	20	4	12	4	66	84		\$ 40,915.56	\$ -	\$ 40,915.56
	NF Concentrate Main to Deep Injection Well (DIW)	2	4	12	8	2	2	4	30	20		\$ 15,210.60	\$ -	\$ 15,210.60
	Paving, Grading, and Drainage (PGD) Plan	8	24	42	50	4	6	2	60	84		\$ 53,741.64	\$ -	\$ 53,741.64
	<b>Task 3.9 - Subtotal</b>	<b>16</b>	<b>40</b>	<b>78</b>	<b>78</b>	<b>10</b>	<b>20</b>	<b>10</b>	<b>156</b>	<b>188</b>	<b>596</b>	<b>\$ 109,867.80</b>	<b>\$ -</b>	<b>\$ 109,867.80</b>
<b>TASK 3.10</b>	<b>Buildings</b>													
	NF Building	18	36	56	40	6	12	8	84	120		\$ 73,344.12	\$ -	\$ 73,344.12
	Admin and Controls Building	8	24	36	12	4	10	4	24	72		\$ 38,438.64	\$ -	\$ 38,438.64
	Post-Treatment Electrical & Chemical Feed	6	30	24	18	6	5	2	60	72		\$ 41,981.16	\$ -	\$ 41,981.16
	High Service Pump Station Building	8	20	26	32	12	4	12	84	64		\$ 47,200.56	\$ -	\$ 47,200.56
	<b>Task 3.10 - Subtotal</b>	<b>40</b>	<b>114</b>	<b>142</b>	<b>102</b>	<b>28</b>	<b>31</b>	<b>26</b>	<b>288</b>	<b>328</b>	<b>1324</b>	<b>\$ 200,974.68</b>	<b>\$ -</b>	<b>\$ 200,974.68</b>

**ATTACHMENT E  
BUDGET SUMMARY**

Palm Beach County Water Utilities Department  
 Contract for Consulting/Professional Services Water Treatment Plant No. 2 Expansion  
 Resolution No. R2024-1424 Contract Dated October 22, 2024  
 Consultant Services Authorization: 2  
 Consultant: Kimley-Horn and Associates, Inc.  
 Project Title: Water Treatment Plant No. 2 Expansion  
 PBCWUD Project No.: 24-033

**BUDGET SUMMARY FOR FIRM**

Task Number	Task Description	Principal	Sr. Professional II	Sr. Professional I	Professional	Sr. Support Staff	Sr. Technical Support	Support Staff	Analyst II	Analyst I	PRIME TOTALS			
											Total Hours	Total Labor	Total Expenses	Total Labor and Expenses
	2024 Raw Rate >	\$ 118.86	\$ 99.62	\$ 95.68	\$ 64.62	\$ 38.56	\$ 73.28	\$ 28.80	\$ 53.56	\$ 41.16				
	Multiplier >	3.00	3.00	3.00	3.00	3.00	3.00	3.00	3.00	3.00				
	Bill Rate >	\$ 356.58	\$ 298.86	\$ 287.04	\$ 193.86	\$ 115.68	\$ 219.84	\$ 86.40	\$ 160.68	\$ 123.48				
	<b>Task 3.10 - Subtotal</b>	<b>40</b>	<b>110</b>	<b>142</b>	<b>102</b>	<b>28</b>	<b>31</b>	<b>26</b>	<b>252</b>	<b>328</b>	<b>1059</b>	<b>\$ 200,964.48</b>	<b>\$ -</b>	<b>\$ 200,964.48</b>

**ATTACHMENT E  
BUDGET SUMMARY**

Palm Beach County Water Utilities Department  
 Contract for Consulting/Professional Services Water Treatment Plant No. 2 Expansion  
 Resolution No. R2024-1424 Contract Dated October 22, 2024  
 Consultant Services Authorization: 2  
 Consultant: Kimley-Horn and Associates, Inc.  
 Project Title: Water Treatment Plant No. 2 Expansion  
 PBCWUD Project No.: 24-033

**BUDGET SUMMARY FOR FIRM**

Task Number	Task Description	Principal	Sr. Professional II	Sr. Professional I	Professional	Sr. Support Staff	Sr. Technical Support	Support Staff	Analyst II	Analyst I	PRIME TOTALS			
											Total Hours	Total Labor	Total Expenses	Total Labor and Expenses
	2024 Raw Rate >	\$ 118.86	\$ 99.62	\$ 95.68	\$ 64.62	\$ 38.56	\$ 73.28	\$ 28.80	\$ 53.56	\$ 41.16				
	Multiplier >	3.00	3.00	3.00	3.00	3.00	3.00	3.00	3.00	3.00				
	Bill Rate >	\$ 356.58	\$ 298.86	\$ 287.04	\$ 193.86	\$ 115.68	\$ 219.84	\$ 86.40	\$ 160.68	\$ 123.48				
TASK 3.11	Landscaping Improvements													
	Landscaping Improvements	8	24	64	144	4	10	8	36	48		\$ 71,375.52	\$ -	\$ 71,375.52
	Task 3.11 - Subtotal	8	24	64	144	4	10	8	36	48	346	\$ 71,375.52	\$ -	\$ 71,375.52
TASK 3.12	Construction Document Preparation													
	Construction Plans (Up to Seven Hundred (975) sheets)	160	360	700	1130	200	1200	320	1200	2400		\$ 1,388,392.20	\$ -	\$ 1,388,392.20
	Technical Specifications	60	120	240	560	80	60	40	720	1000		\$ 499,779.60	\$ -	\$ 499,779.60
	30% Submittal	24	48	72	122	40	72	16	164	460		\$ 172,211.40	\$ -	\$ 172,211.40
	QA/QC for 30% Submittal	16	44									\$ 18,855.12	\$ -	\$ 18,855.12
	60% Submittal	72	180	340	460	70	64	36	680	1200		\$ 548,953.92	\$ -	\$ 548,953.92
	QA/QC for 60% Submittal	40	70									\$ 35,183.40	\$ -	\$ 35,183.40
	90% Submittal	72	180	520	660	90	64	64	820	1200		\$ 666,621.12	\$ -	\$ 666,621.12
	QA/QC for 90% Submittal	46	110									\$ 49,277.28	\$ -	\$ 49,277.28
	100% Submittal	34	72	160	184	60	44	60	240	370		\$ 221,286.84	\$ -	\$ 221,286.84
	QA/QC for 100% Submittal	20	84									\$ 32,235.84	\$ -	\$ 32,235.84
	Task 3.12 - Subtotal	544	1268	2032	3116	540	1504	536	3824	6630	19994	\$ 3,632,796.72	\$ -	\$ 3,632,796.72
TASK 3.13	WTP Permitting													
	Florida Department of Environmental Protection (FDEP) Application	1	6	10	36	4	4	4	20	40		\$ 21,839.58	\$ -	\$ 21,839.58
	South Florida Water Management District (SFWMD)	8	16	36	40	2	6		40	60		\$ 41,108.64	\$ -	\$ 41,108.64
	Palm Beach County Environmental Resource Management (PBCERM)	1	6	16	24	4	4	4	30	40		\$ 22,842.30	\$ -	\$ 22,842.30
	Palm Beach County Health Department (PBCHD)	1	6	20	46	4	4	4	24	16		\$ 24,327.78	\$ -	\$ 24,327.78
	Palm Beach County Building Department (PBCBD)	12	24	36	48	36	16	24	40	20		\$ 49,742.64	\$ -	\$ 49,742.64
	Palm Beach County Planning, Zoning, and Building Department (PBCPZB)	1	6	16	46	4	4	4	30	80		\$ 32,046.42	\$ -	\$ 32,046.42
	FDEP RAI - Up to two (2)	1	8	16	30	4	4	4	30	20		\$ 22,133.58	\$ -	\$ 22,133.58
	SFWMD RAI - Up to two (2)	4	6	30	32	6	4	4	30	32		\$ 28,725.00	\$ -	\$ 28,725.00
	PBCERM RAI - Up to two (2)	1	6	12	20	4	4	4	40	30		\$ 21,290.70	\$ -	\$ 21,290.70
	LWDD RAI - Up to two (2)		4	4					4			\$ 2,986.32	\$ -	\$ 2,986.32
	PBCHD RAI - Up to two (2)	1	8	24	30	4	4	4	40	16		\$ 25,542.78	\$ -	\$ 25,542.78
	PBCBD RAI - Up to two (2)	4	30	40	48	24	16	12	60	26		\$ 51,360.84	\$ -	\$ 51,360.84
	PBCPZB RAI - Up to two (2)	2	12	16	24	4	4	4	30	30		\$ 23,757.24	\$ -	\$ 23,757.24
	4-Log Inactivation Demonstration Package	1	8	20	40	4	4	4	72	60		\$ 36,908.10	\$ -	\$ 36,908.10
	Draft Copy and Final Copy of 4-Log Virus Treatment of Groundwater Form	1	8	20	40	4	4	4	64	46		\$ 33,893.94	\$ -	\$ 33,893.94
	Task 3.13 - Subtotal	39	154	316	504	108	82	80	554	516	2353	\$ 438,505.86	\$ -	\$ 438,505.86
TASK 3.14	CMAR Bid Phase Services													
	Assemble Bid Documents	1	4	6	24	64	24	36	46	36		\$ 35,553.54	\$ -	\$ 35,553.54
	Review Front End Documents	1	12	24	12	4	2	2				\$ 14,233.38	\$ -	\$ 14,233.38
	Attend One (1) Pre-bid meetings		6	10	12			16				\$ 8,372.28	\$ -	\$ 8,372.28
	Respond to Bidder's Questions	4	24	32	64	24	8	8	80	64		\$ 56,174.64	\$ -	\$ 56,174.64
	Conformed Bid Plans and Specifications	16	24	24	18	86	60	20		36		\$ 52,568.52	\$ -	\$ 52,568.52
	Task 3.14 - Subtotal	22	70	96	130	178	94	82	126	136	934	\$ 166,902.36	\$ -	\$ 166,902.36
	<b>Total (Task 3)</b>	<b>912</b>	<b>2471</b>	<b>3528</b>	<b>5516</b>	<b>1183</b>	<b>1945</b>	<b>1028</b>	<b>6279</b>	<b>8868</b>	<b>31730</b>	<b>\$ 5,902,969.85</b>	<b>\$ -</b>	<b>\$ 5,902,969.85</b>

**ATTACHMENT E  
BUDGET SUMMARY**

Palm Beach County Water Utilities Department  
 Contract for Consulting/Professional Services Water Treatment Plant No. 2 Expansion  
 Resolution No. R2024-1424 Contract Dated October 22, 2024  
 Consultant Services Authorization: 2  
 Consultant: Kimley-Horn and Associates, Inc.  
 Project Title: Water Treatment Plant No. 2 Expansion  
 PBCWUD Project No.: 24-033

BUDGET SUMMARY FOR FIRM											PRIME TOTALS			
Task Number	Task Description	Principal	Sr. Professional II	Sr. Professional I	Professional	Sr. Support Staff	Sr. Technical Support	Support Staff	Analyst II	Analyst I	Total Hours	Total Labor	Total Expenses	Total Labor and Expenses
	2024 Raw Rate >	\$ 118.86	\$ 99.62	\$ 95.68	\$ 64.62	\$ 38.56	\$ 73.28	\$ 28.80	\$ 53.56	\$ 41.16				
	Multiplier >	3.00	3.00	3.00	3.00	3.00	3.00	3.00	3.00	3.00				
	Bill Rate >	\$ 356.58	\$ 298.86	\$ 287.04	\$ 193.86	\$ 115.68	\$ 219.84	\$ 86.40	\$ 160.68	\$ 123.48				
	<b>Labor Subtotal Hours</b>	<b>912.25</b>	<b>2471</b>	<b>3528</b>	<b>5516</b>	<b>1183</b>	<b>1945</b>	<b>1028</b>	<b>6279</b>	<b>8868</b>	<b>31730.25</b>			
	Labor Raw Costs	\$ 108,430.04	\$ 246,161.02	\$ 337,559.04	\$ 356,443.92	\$ 45,616.48	\$ 142,529.60	\$ 29,606.40	\$ 336,303.24	\$ 365,006.88		\$ 1,967,656.62		
	<b>Labor Subtotal (Bill Rate * Labor Subtotal Hours)</b>	<b>\$ 325,290.11</b>	<b>\$ 738,483.06</b>	<b>\$ 1,012,677.12</b>	<b>\$ 1,069,331.76</b>	<b>\$ 136,849.44</b>	<b>\$ 427,588.80</b>	<b>\$ 88,819.20</b>	<b>\$ 1,008,909.72</b>	<b>\$ 1,095,020.64</b>		<b>\$ 5,902,969.85</b>		
	<b>PROJECT TOTAL</b>										<b>31730.25</b>	<b>\$ 5,902,969.85</b>	<b>\$ -</b>	<b>\$ 5,902,969.85</b>

**ATTACHMENT E  
BUDGET SUMMARY**

Palm Beach County Water Utilities Department  
 Contract for Consulting/Professional Services Water Treatment Plant No. 2 Expansion  
 Resolution No. R2024-1424 Contract Dated October 22, 2024  
 Consultant Services Authorization: 2  
 Consultant: Kimley-Horn and Associates, Inc.  
 Project Title: Water Treatment Plant No. 2 Expansion  
 PBCWUD Project No.: 24-033

**BUDGET SUMMARY FOR FIRM**

Task Number	Task Description	Principal	Sr. Professional II	Sr. Professional I	Professional	Sr. Support Staff	Sr. Technical Support	Support Staff	Analyst II	Analyst I	PRIME TOTALS			
											Total Hours	Total Labor	Total Expenses	Total Labor and Expenses
	2024 Raw Rate >	\$ 118.86	\$ 99.62	\$ 95.68	\$ 64.62	\$ 38.56	\$ 73.28	\$ 28.80	\$ 53.56	\$ 41.16				
	Multiplier >	3.00	3.00	3.00	3.00	3.00	3.00	3.00	3.00	3.00				
	Bill Rate >	\$ 356.58	\$ 298.86	\$ 287.04	\$ 193.86	\$ 115.68	\$ 219.84	\$ 86.40	\$ 160.68	\$ 123.48				
TASK 4	Project Management and Administration													
TASK 4.1	Project Management Services													
	Project and Quality Management Plan	5	36	56	128		88	58				\$ 77,787.30	\$ 85.62	\$ 77,872.92
	Project Baseline Schedule	16	64	80			200	134				\$ 103,341.12	\$ -	\$ 103,341.12
	Subconsultant Coordination and Administration	32.5	390	160	260		480	320				\$ 357,645.45	\$ -	\$ 357,645.45
	Monthly Reporting and Invoicing	32	64	96	118		192	128				\$ 134,237.40	\$ -	\$ 134,237.40
	Project Controls			134	160		192					\$ 111,690.24	\$ -	\$ 111,690.24
	Project Health and Safety Plan (Insert in PMP)	5	12	24	20		16	11				\$ 20,603.22	\$ -	\$ 20,603.22
	<b>Task 4.1 - Subtotal</b>	<b>90.5</b>	<b>566</b>	<b>550</b>	<b>686</b>	<b>0</b>	<b>1168</b>	<b>651</b>	<b>0</b>	<b>0</b>	<b>3711.5</b>	<b>\$ 805,304.73</b>	<b>\$ 85.62</b>	<b>\$ 805,390.35</b>
TASK 4.2	Progress Meetings													
	Project Kickoff Meeting	6	8	20	16							\$ 13,372.92	\$ -	\$ 13,372.92
	Project Quality Meetings - Up to two (2)	12	32			24						\$ 16,618.80	\$ -	\$ 16,618.80
	Weekly Status Meetings - Up to thirty (30)		45	20	45	30		15				\$ 32,679.60	\$ -	\$ 32,679.60
	Monthly Progress Meetings - Up to sixteen (16)	48	192	192	96	64		64				\$ 161,152.32	\$ -	\$ 161,152.32
	Coordination Meetings with Subconsultants - Up to twelve (12)	36	72	96	24	48		48				\$ 76,263.12	\$ -	\$ 76,263.12
	Monthly Progress Invoicing Meetings - Up to one (1)	2	2				2					\$ 1,750.56	\$ -	\$ 1,750.56
	<b>Task 4.2 - Subtotal</b>	<b>104</b>	<b>351</b>	<b>328</b>	<b>181</b>	<b>166</b>	<b>2</b>	<b>127</b>	<b>0</b>	<b>0</b>	<b>1259</b>	<b>\$ 301,837.32</b>	<b>\$ -</b>	<b>\$ 301,837.32</b>
	<b>Total (Task 4)</b>	<b>194.5</b>	<b>917</b>	<b>878</b>	<b>867</b>	<b>166</b>	<b>1170</b>	<b>778</b>	<b>0</b>	<b>0</b>	<b>4970.5</b>	<b>\$ 1,107,142.05</b>	<b>\$ 85.62</b>	<b>\$ 1,107,227.67</b>
	<b>Labor Subtotal Hours</b>	<b>194.5</b>	<b>917</b>	<b>878</b>	<b>867</b>	<b>166</b>	<b>1170</b>	<b>778</b>	<b>0</b>	<b>0</b>	<b>4970.5</b>			
	<b>Labor Raw Costs</b>	<b>\$ 23,118.27</b>	<b>\$ 91,351.54</b>	<b>\$ 84,007.04</b>	<b>\$ 56,025.54</b>	<b>\$ 6,400.96</b>	<b>\$ 85,737.60</b>	<b>\$ 22,406.40</b>	<b>\$ -</b>	<b>\$ -</b>		<b>\$ 369,047.35</b>		
	<b>Labor Subtotal (Bill Rate * Labor Subtotal Hours)</b>	<b>\$ 69,354.81</b>	<b>\$ 274,054.62</b>	<b>\$ 252,021.12</b>	<b>\$ 168,076.62</b>	<b>\$ 19,202.88</b>	<b>\$ 257,212.80</b>	<b>\$ 67,219.20</b>	<b>\$ -</b>	<b>\$ -</b>		<b>\$ 1,107,142.05</b>		
	<b>PROJECT TOTAL</b>										<b>4970.5</b>	<b>\$ 1,107,142.05</b>	<b>\$ 85.62</b>	<b>\$ 1,107,227.67</b>

**ATTACHMENT E  
BUDGET SUMMARY**

Palm Beach County Water Utilities Department  
 Contract for Consulting/Professional Services Water Treatment Plant No. 2 Expansion  
 Resolution No. R2024-1424 Contract Dated October 22, 2024  
 Consultant Services Authorization: 2  
 Consultant: Kimley-Horn and Associates, Inc.  
 Project Title: Water Treatment Plant No. 2 Expansion  
 PBCWUD Project No.: 24-033

**BUDGET SUMMARY FOR FIRM**

Task Number	Task Description	Principal	Sr. Professional II	Sr. Professional I	Professional	Sr. Support Staff	Sr. Technical Support	Support Staff	Analyst II	Analyst I	PRIME TOTALS			
											Total Hours	Total Labor	Total Expenses	Total Labor and Expenses
	2024 Raw Rate >	\$ 118.86	\$ 99.62	\$ 95.68	\$ 64.62	\$ 38.56	\$ 73.28	\$ 28.80	\$ 53.56	\$ 41.16				
	Multiplier >	3.00	3.00	3.00	3.00	3.00	3.00	3.00	3.00	3.00				
	Bill Rate >	\$ 356.58	\$ 298.86	\$ 287.04	\$ 193.86	\$ 115.68	\$ 219.84	\$ 86.40	\$ 160.68	\$ 123.48				
TASK 5	Quality Management													
TASK 5.1	Project Deliverable Review	28	130	130		102						\$ 97,950.60	\$ -	\$ 97,950.60
	Subconsultant Deliverable Reviews	48	96	48		40						\$ 64,211.52	\$ -	\$ 64,211.52
	Project Deliverable Verification	48	112	160		146						\$ 113,403.84	\$ -	\$ 113,403.84
	Change Control	40	96	24		40						\$ 54,469.92	\$ -	\$ 54,469.92
												\$ -	\$ -	\$ -
	Task 5.1 - Subtotal	164	434	362	0	328	0	0	0	0	1288	\$ 330,035.88	\$ -	\$ 330,035.88
	Total (Task 5)	164	434	362	0	328	0	0	0	0	1288	\$ 330,035.88	\$ -	\$ 330,035.88
	Labor Subtotal Hours	164	434	362	0	328	0	0	0	0	1288			
	Labor Raw Costs	\$ 19,493.04	\$ 43,235.08	\$ 34,636.16	\$ -	\$ 12,647.68	\$ -	\$ -	\$ -	\$ -		\$ 110,011.96		
	Labor Subtotal (Bill Rate * Labor Subtotal Hours)	\$ 58,479.12	\$ 129,705.24	\$ 103,908.48	\$ -	\$ 37,943.04	\$ -	\$ -	\$ -	\$ -		\$ 330,035.88		
	PROJECT TOTAL										1288	\$ 330,035.88	\$ -	\$ 330,035.88



March 11, 2026

Mr. Nick Black, P.E.  
Kimley Horn  
1920 Wekiva Way, Suite 200  
West Palm Beach, FL 33411

**Re: Palm Beach County Water Treatment Plant No. 2 (WTP No. 2) Expansion  
Topographic Surveys**

Dear Nick:

Thank you for the opportunity to provide you with the following services for the subject site. This proposal is based on documentation and information provided by your office. All surveys will be prepared in accordance with the Standards of Practice in Rule 5J-17.050 – 0.53, Florida Administrative Code, pursuant to Chapter 472.027 of the Florida Statute. The scope of services is as follows:

### **SCOPE OF SERVICES**

#### **TASK 1 – WELLFIELD EXPANSION**

##### **I. Subtask 1.2: Environmental Due Diligence, Geotechnical Engineering and Topographic Survey and Subsurface Utility Exploration (SUE)**

##### **TOPOGRAPHIC SURVEY – WELL SITE SURVEY**

For the WTP No. 2 Wellfield Expansion north of WTP No. 2 in Pinehurst Park and throughout Okeehetee Park, we will utilize the survey control from the survey previously prepared by this office for WTP No. 2 (B&P Project #14-013). We will prepare a topographic survey for up to ten (10) new surficial well sites and two (2) replaced open hole well sites (250' x 250') located along Pinehurst and throughout Okeehetee Park. It is assumed all work will be constructed on Palm Beach County-owned land. We will also perform a topographic survey of the red clouded area (see Attachment 'B'). The site is very thick and will require line cutting.

The survey scope for the well sites consists of the following items:

- Obtain existing elevations within a 100' radius
- Location of the existing above ground structures and equipment
- Locate soft-digs and Geotech SPT borings
- Horizontal location of perimeter fence at 20' intervals and fence corners
- Building slabs at all corners near the ground surface, edge of pavement, sidewalks, inlets, swales, manholes inverts of sewer and drainage pipes, valve boxes and top of valve nuts
- Ground elevations at a 20' grid and within 10' near structures and buildings
- The vertical datum elevations will be referenced to NAVD 88 datum.
- Horizontal datum to be NAD 83/90
- Locate and tag all native trees 3" or larger diameter at breast height (DBH) (see Item V.)
- Not a boundary survey
- No wetland locations are included. It will be determined at a later date if a wetland survey is required, and a cost for the additional survey will be provided.
- This proposal is based on the sites being very thick and wooded.

1860 Old Okeechobee Road • Suite 509 • West Palm Beach, Florida 33409

## **TASK 2 – RAW WATER MAIN IMPROVEMENTS**

### **II. Task 2.2: Subconsultant Support Services**

Raw water main improvements topographic and route topographic survey will be prepared in accordance with current standards, for a right-of-way route topographic survey along Pinehurst Drive connecting the ten new wells throughout Okeeheelee Park and the two replaced wells, back to WTP No. 2 (50' wide corridor to be determined).

- The survey shall include both sides of roadways (right of way to right of way) or centerline of canal to right of way along the project route and shall include the utility surface observed locates within the project area. Full topographic survey of roadway. We will review and compile any title information furnished to us for the rights-of-way (R/W), abutting properties, easements, and restrictions. No search of the Public Records will be performed by Brown & Phillips. We will review the title package and plot all right-of-way documents and easements on the Survey and alert the County of any missing R/W segments that make up the entire R/W corridor.
- We will locate existing native trees and determine the size and species of the located trees (see Item V. below).
- The Surveyor shall prepare a final AutoCAD survey meeting the standards set by PBCWUD and CONSULTANT. Signed and sealed copies will be available for review by the PBCWUD if requested.
- Brown & Phillips shall submit documents to the PBCWUD for their use in obtaining easements that are to be obtained along the pipe route. Legal descriptions and sketches will be provided as well as the legal easement agreements. It is assumed PBCWUD will coordinate with landowners for the required easements.

## **TASK 3 – 30 MGD NF WTP No. 2**

### **III. Task 3.2: Subconsultant Support Services**

Utilizing the survey control from the survey previously prepared by this office for WTP No. 2 (B&P Project #14-013), we will prepare a boundary and topographic survey for the WTP No. 2 site. It is assumed all work will be constructed on PBCWUD owned land. The approximate limits are shown in red on Attachment 'B'.

The survey scope for the plant sites consists of the following items:

- Obtain existing elevations on a 100-foot grid
- Location of the existing above ground structures and equipment
- Locate soft-dig (up to 150) and Geotech SPT borings (up to 32).
- Horizontal location of perimeter fence at 20-foot intervals and fence corners
- Building slabs at all corners near the ground surface, edge of pavement, sidewalks, inlets, swales, manholes inverts of sewer and drainage pipes, valve boxes and top of valve nuts
- Ground elevations at a 20-foot grid and within 10 feet near structures and buildings.
- The vertical datum elevations will be referenced to NAVD 88 datum.
- Horizontal datum to be NAD 83/90
- Locate and tag all native trees 3" or larger diameter at breast height (DBH) (see Item V.). This may need to be done at a later date and not at the time of the topographic survey per KHA.
- Return at a later date to update the topographic survey for permit submittal.
- No wetland locations are included. It will be determined at a later date if a wetland survey is required, and a cost for the additional survey will be provided.

**IV. TREE SURVEY**

We will locate and tag native trees 3 inches in diameter or larger. Trees will be measured at breast height, and palms will be measured at clear trunk height. Hedges and ground cover will not be located or shown on the survey. Exotic trees such as Melaleuca, Brazilian pepper and Australian pine will not be located or shown on the survey. We will identify the various types of trees located on this site based on common knowledge of tree species. A qualified landscape architect should be employed for positive identification of tree species. We will then produce a drawing showing all the trees located. We will provide you with signed and sealed hard copies and an AutoCAD file of the trees located.

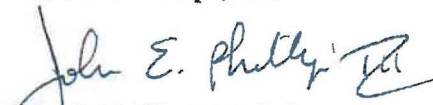
**V. LEGAL DESCRIPTIONS AND SKETCHES FOR EASEMENTS**

We will prepare legal descriptions and sketches for right-of-way and/or temporary construction easements that are to be obtained along the pipe route, as required. These sketches will be based on record ownership data and record plats provided by Palm Beach County. All sketches will be consistent with the requirements of Palm Beach County and Florida Standards of Practice. It is assumed PBCWUD will coordinate with land owners for the required easements. Our fee is \$600.00 per Legal Description and Sketch. We have estimated four (4) parcels for this project at \$600.00 each totaling \$2,400.00.

**VI. CLOSURE**

Drawings will be produced which will show all the features located. We propose to provide Kimley-Horn with hard copies, a digitally signed PDF file, and an AutoCAD file in the version requested. We will perform the scope of services for an **hourly, not to exceed fee of \$434,915.40** (\$212,781.60 for Task 1, \$157,851.00 for Task 2, \$61,882.80 for Task 3, and \$2,400.00 for four (4) legal descriptions & sketches). Please do not hesitate to call me with any questions you might have regarding this proposal. We look forward to working with you on this project.

**Brown & Phillips, Inc.**

  
John E. Phillips III, P.L.S.  
Principal

Attachment

JEP/mb

This Proposal accepted this \_\_\_\_ day of \_\_\_\_\_, 2026

By: \_\_\_\_\_  
**Kimley-Horn**

Print Name: \_\_\_\_\_

Title: \_\_\_\_\_

**ATTACHMENT 'A'**  
**Palm Beach County Water Treatment Plant No. 2 (WTP No. 2) Expansion**

Type of Survey: Topographic

Size: 250' x 250'±

Date: March 11, 2026

Task 1.2 - Environmental Due Diligence, Geotechnical Engineering and Topographic Survey and Subsurface Utility Exploration (SUE)	SURVEY CREW (2 PERSON)	CADD TECHNICIAN	SURVEY TECHNICIAN	PROFESSIONAL LAND SURVEYOR	COMMENTS
Meetings and Coordination				1	
Horizontal Project Network Control	6		6	1	Set control points, work up boundary
Vertical Project Network Control	8		2		Establish onsite benchmarks
Tie In Improvements, Cross Sections and As-builts	30		4	1	All above ground features, 100' cross sections & spot elevations, obtain asbuilt data (thick sites)
Soft Digs and Geotech Borings	4		0.5	2	Field locate
Trees	30		1	0.5	Locate and tag trees over 3" in diameter (not exotics)
Drawing		16	3	1	Prepare topographic survey
Address Comments			5	1	
<b>Total Hours:</b>	78	16	21.5	7.5	
Rate/Hour	\$50.60	\$31.00	\$31.00	\$42.00	unloaded rates
Subtotal:	\$3,946.80	\$496.00	\$666.50	\$315.00	
Total Cost per Well Site (unloaded):					\$5,424.30
Multiplier:					3.00
<b>Total Cost per Well Site (loaded)</b>					<b>\$16,272.90</b>
number of well sites:					12
<b>Total for twelve (12) well sites:</b>					<b>\$195,274.80</b>

Task 1.2 - Environmental Due Diligence, Geotechnical Engineering and Topographic Survey and Subsurface Utility Exploration (SUE)	SURVEY CREW (2 PERSON)	CADD TECHNICIAN	SURVEY TECHNICIAN	PROFESSIONAL LAND SURVEYOR	COMMENTS
Meetings and Coordination				1	
Horizontal Project Network Control	8		6	1	Set control points, work up boundary
Vertical Project Network Control	8		2		Establish onsite benchmarks
Tie In Improvements, Cross Sections and As-builts	40		8	2	All above ground features, 100' cross sections & spot elevations, obtain asbuilt data (thick sites)
Trees	20		2		Locate and tag trees over 3" in diameter (not exotics)
Drawing		24	5	3	Prepare topographic survey
Address Comments			5	2	
<b>Total Hours:</b>	76	24	28	9	
Rate/Hour	\$50.60	\$31.00	\$31.00	\$42.00	unloaded rates
Subtotal:	\$3,845.60	\$744.00	\$868.00	\$378.00	
Total Cost (unloaded):					\$5,835.60
Multiplier:					3.00
<b>Total Cost (loaded)</b>					<b>\$17,506.80</b>

**TOTAL PRICE FOR TASK 1:**

**\$212,781.60**

ATTACHMENT 'A'

Palm Beach County Water Treatment Plant No. 2 (WTP No. 2) Expansion

Type of Survey: Topographic and Route Topographic

Size:

Date: March 11, 2026

TASK 2.2 - Subconsultant Support Services	SURVEY CREW (2 PERSON)	CADD TECHNICIAN	SURVEY TECHNICIAN	PROFESSIONAL LAND SURVEYOR	COMMENTS
Meetings and Coordination				10	
Horizontal Project Network Control	50		40	20	Set control points, work up R/W or boundary
Vertical Project Network Control	60		12	2	Establish onsite benchmarks
Tie In Improvements, Cross Sections and As-builts	380		60	15	All above ground features, 100' cross sections & spot elevations, obtain asbuilt data
Soft Digs and Geotech Borings	40		8	4	Field locate
Trees	225		30	10	Locate and tag trees over 3" in diameter (not exotics)
Drawing		160	30	10	Prepare topographic survey
Address Comments		10	12	5	
Total Hours:	755	170	192	76	
Rate/Hour	\$50.60	\$31.00	\$31.00	\$42.00	unloaded rates
Subtotal:	\$38,203.00	\$5,270.00	\$5,952.00	\$3,192.00	
Total Labor Cost (unloaded):					\$52,617.00
Multiplier:					3.00
<b>Total Labor Cost (loaded)</b>					<b>\$157,851.00</b>

TOTAL PRICE FOR TASK 2:

**\$157,851.00**

ATTACHMENT 'A'

Palm Beach County Water Treatment Plant No. 2 (WTP No. 2) Expansion

Type of Survey: Boundary & Topographic WTP No. 2

Size:

Date: March 11, 2026

TASK 3.2 - Subconsultant Support Services	SURVEY CREW (2 PERSON)	CADD TECHNICIAN	SURVEY TECHNICIAN	PROFESSIONAL LAND SURVEYOR	COMMENTS
Meetings and Coordination				3	
Horizontal Project Network Control	30		15	3	Review title package. Set control points, work up boundary
Vertical Project Network Control	12		3		Establish onsite benchmarks
Section/Boundary Ties	10		5	3	Find and locate existing monumentation
Boundary Monumentation	4		1		Set missing property corners
Tie In Improvements, Cross Sections and As-builts	130		20	4	All above ground features, 100' cross sections & spot elevations, obtain asbuilt data
Soft Digs and Geotech Borings	40		8	3	Field locate up to 150 soft digs and up to 32 geotech borings
Trees	60		10	2	Locate and tag trees over 3" in diameter (not exotics)
Drawing		70	12	6	Prepare boundary & topographic survey
Address Comments		12	6	3	
Total Hours:	286	82	80	27	
Rate/Hour	\$50.60	\$31.00	\$31.00	\$42.00	unloaded rates
Subtotal:	\$14,471.60	\$2,542.00	\$2,480.00	\$1,134.00	
Total Labor Cost (unloaded):					\$20,627.60
Multiplier:					3.00
<b>Total Labor Cost (loaded)</b>					<b>\$61,882.80</b>

**TOTAL PRICE FOR TASK 3:**

**\$61,882.80**

**ATTACHMENT B – BROWN & PHILLIPS, INC.  
WATER TREATMENT PLANT NO. 2  
EXPANSION**

**KIMLEY-HORN AND ASSOCIATES, INC.**

**CONFIDENTIAL  
DOCUMENT**

**DO NOT POST  
DO NOT DUPLICATE**

**WTP 2 WELLFIELD & RWM  
ROUTE OPTION 1  
WATER TREATMENT PLANT NO. 2  
EXPANSION**

**KIMLEY-HORN AND ASSOCIATES, INC.**

**CONFIDENTIAL  
DOCUMENT**

**DO NOT POST  
DO NOT DUPLICATE**

**ATTACHMENT E  
BUDGET SUMMARY**

**Palm Beach County Water Utilities Department**  
**Contract for Consulting/Professional Services Water Treatment Plant No. 2 Expansion**  
**Resolution No. 2024-1424 Contract Dated 10/22/2024**  
**Consultant Services Authorization No.: 2**  
**Subconsultant: Brown & Phillips, Inc.**  
**Project Title: Water Treatment Plant No. 2 Expansion**  
**PBCWUD Project No.: 24-033**

**BUDGET SUMMARY FOR FIRM**

Task Number	Task Description	Professiona Land Surveyor	Survey Technician	CAD Technician	Survey Crew (3 person)	Survey Crew (2 person)	PRIME TOTALS			
							Total Hours	Total Labor	Total Expenses	Total Labor and Expenses
	Raw Rate RANGE frm MASTER EXHIBIT C UPDATE									
	2024 Raw Rate >	\$ 42.00	\$ 31.00	\$ 31.00	\$ 65.60	\$ 50.60				
	Multiplier >	3.00	3.00	3.00	3.00	3.00				
	Bill Rate >	\$ 126.00	\$ 93.00	\$ 93.00	\$ 196.80	\$ 151.80				
TASK 1.2	Wellfield Expansion North of WTP2									
	<i>Pinehurst Park and throughout Okeehetee Park</i>	90	258	192		936		\$ 195,274.80	\$ -	\$ 195,274.80
		9	28	24		76		\$ 17,506.80		\$ 17,506.80
								\$ -		\$ -
	<b>Task 1.2 - Subtotal</b>	<b>99</b>	<b>286</b>	<b>216</b>	<b>0</b>	<b>1012</b>	<b>1613</b>	<b>\$ 212,781.60</b>	<b>\$ -</b>	<b>\$ 212,781.60</b>
TASK 2.2	Raw Water Main Improvements									
	<i>Topographic and Route Topographic Survey</i>	76	192	170		755		\$ 157,851.00	\$ -	\$ 157,851.00
	<i>Sketch and Legal Fees</i>							\$ -	\$ 2,400.00	\$ 2,400.00
								\$ -		\$ -
	<b>Task 2.2 - Subtotal</b>	<b>76</b>	<b>192</b>	<b>170</b>	<b>0</b>	<b>755</b>	<b>1193</b>	<b>\$ 157,851.00</b>	<b>\$ 2,400.00</b>	<b>\$ 160,251.00</b>
TASK 3.2	30 MGD NF WTP No. 2									
	<i>Boundary and Topographic Survey</i>	27	80	82		286		\$ 61,882.80	\$ -	\$ 61,882.80
								\$ -		\$ -
								\$ -		\$ -
	<b>Task 3.2 - Subtotal</b>	<b>27</b>	<b>80</b>	<b>82</b>	<b>0</b>	<b>286</b>	<b>475</b>	<b>\$ 61,882.80</b>	<b>\$ -</b>	<b>\$ 61,882.80</b>
	<b>Labor Subtotal Hours</b>	<b>202</b>	<b>558</b>	<b>468</b>	<b>0</b>	<b>2053</b>	<b>3281</b>			
	<b>Labor Raw Costs</b>	<b>\$ 8,484.00</b>	<b>\$ 17,298.00</b>	<b>\$ 14,508.00</b>	<b>\$ -</b>	<b>\$ 103,881.80</b>		<b>\$ 144,171.80</b>		
	<b>Labor Subtotal (Bill Rate * Labor Subtotal Hours)</b>	<b>\$ 25,452.00</b>	<b>\$ 51,894.00</b>	<b>\$ 43,524.00</b>	<b>\$ -</b>	<b>\$ 311,645.40</b>		<b>\$ 432,515.40</b>		
	<b>PROJECT TOTAL</b>						<b>3281</b>	<b>\$ 432,515.40</b>		<b>\$ 434,915.40</b>

# **Exhibit A**

## **Kimley Horn**

### **Scope of Services – CSA No. 2**

#### **Palm Beach County Water Utilities Department**

#### **Water Treatment Plant No. 2 Expansion**

As described in Consultant Services Authorization (CSA) #2, Kimley-Horn (CONSULTANT) will provide engineering services for the WTP 2 Design. C Solutions, Inc. (SUBCONSULTANT) will provide engineering services to support the CONSULTANT with portions of this CSA. SUBCONSULTANT will provide the services as defined below.

#### **I. SCOPE OF SERVICES**

The SUBCONSULTANT will assist the CONSULTANT in the evaluation and design of high service pumps stations, yard piping modifications at WTP No. 2, and chemical system modifications at WTP No. 2, specifically with the modifications to the sodium hypochlorite system.

#### **TASK 3.0 – 30-MGD NF WTP NO. 2**

##### **Subtask 3.1 – Project Meetings and Administrative Assistance**

SUBCONSULTANT will attend up to five (5) project meetings with WUD, including:

- One (1) project kickoff meeting
- One (1) preliminary design meeting
- Three (3) Design Workshops

##### **Subtask 3.7 Post-treatment System**

SUBCONSULTANT will design the post-treatment for the NF plant which will consist of degasification units, off-gas scrubbers, and product water stabilization, including chemical addition and blending with filtered/pre-treated raw water in the new clearwell. The degasifiers will be designed to remove hydrogen sulfide and carbon dioxide from the blended NF permeate and pretreated raw water bypass stream. A single-stage chemical scrubber, or biological scrubber, will treat the off-gas produced from the degasifiers and will be designed to remove hydrogen sulfide from the off-gas.

Design of the degasification system will include vessel material selection, sizing and number of vessels, packing depth, ducting material selection and sizing design, piping header design, air and liquid design criteria, and vessel arrangement. Design of the scrubber system will include system design. Design will include air and liquid loading rates, recirculation pump sizing, and blower sizing. Design of the blowers including material selection, sizing, arrangement, and number will be provided.

SUBCONSULTANT will design a new clearwell to include mechanical and process design for a post-treatment stabilization structure. A clearwell must be constructed based on hydraulic requirements and to provide adequate space for degasifier, piping, and ductwork footprints. The clearwell will include chemical injection areas for chemicals, such as caustic, chlorine, CO<sub>2</sub>, corrosion inhibitor and ammonia.

### **Subtask 3.8 – Chemical Systems**

Chemical systems design will include liquid chlorine, caustic, ammonia, corrosion inhibitor, CO<sub>2</sub>, sulfuric acid, and scale inhibitor systems. SUBCONSULTANT will design chemical storage tanks along with chemical feed system for each respective chemical specified below.

The existing chlorine system will be evaluated and modified to dose the degasified permeate within the degasification towers or clearwell. Design modifications will be limited to pump, piping repairs, and control systems updates. The existing bulk containment structure, cover, and tanks are anticipated to be adequate as they are satisfactory for dilution of 12.5% to 0.8% chlorine. The proposed membrane plant is anticipated to assess a change the dilution process from 0.8% to 12.5% or a solution strength between the two. Several modifications to the chlorine system are anticipated to support the change in pumping rates and head conditions to the injection locations. The SUBCONSULTANT will design the chlorine chemical feed system.

The existing anhydrous ammonia system will be replaced. The system will include automated feed capabilities that are flow paced based on product water flow from the membrane plant and from the lime softening system. With the upgrades, an ammonia storage building/room and chemical scrubber system will be designed to house the chemical and treat any releases of ammonia. The SUBCONSULTANT will design the ammonia chemical feed system.

The corrosion inhibitor system will include bulk and day storage, spill containment structure, metering pumps and piping to inject into the post-treatment clearwell structure to provide desired residual in the finished water. CONSULTANT will design corrosion inhibitor feed building/room. The SUBCONSULTANT will design the corrosion inhibitor chemical feed system.

### **Subtask 3.9 – Yard Piping and Site Improvements**

SUBCONSULTANT will assist CONSULTANT with the design of small diameter process yard piping at the WTP site. Yard piping will include chemical piping that the CONSULTANT deems necessary within the WTP 2 site. The design will include design pipe sizes, material, and layout for each of the small diameter process yard piping components.

### **Subtask 3.12 – Construction Document Preparation**

The SUBCONSULTANT will assist the CONSULTANT in the preparation of design drawings and specifications for the components specified above as being designed by the SUBCONSULTANT for Task 3.0. Design documents will consist of construction plans and technical specifications.

Deliverables will be prepared and submitted at the 30%, 60%, 90% (CMAR GMP), and final 100% (conformed) design intervals. The number of anticipated drawings for each of the following subtasks is listed in manhour estimate and is used to estimate the effort for drawing production.

Review comments from WUD at each design phase will be collected, discussed at design deliverable review meetings and considered for implementation in design documents

#### **Deliverables:**

- 30% Design Documents including Plans and Technical Specifications
- 60% Design Documents including Plans, Technical Specifications
- 90% Design Documents including Plans, Technical Specifications

- 100% Design Documents including Plans and Technical Specifications

### **Subtask 3.13 WTP Permitting**

SUBCONSULTANT will assist CONSULTANT with the preparation and submission of permit applications for any aspects related to the components specified above as being designed by the SUBCONSULTANT for Task 3.0.

### **Subtask 3.14 – CMAR Bid Phase Services**

CONSULTANT will assemble the bid documents, consisting of drawings, bid form, and technical specifications needed to advertise each construction bid package. CONSULTANT will review front end documentation prepared by WUD. WUD and CMAR will advertise all bidding documents and addendums and pay all associated costs. The SUBCONSULTANT will assist the CONSULTANT with requests for information (RFIs) during bidding process for components specified above as being designed by the SUBCONSULTANT for Task 3.0. The SUBCONSULTANT will respond to a reasonable number of questions from Contractor's during the bid process in relation to the design of the chemical systems designed by SUBCONSULTANT was provided to enable the CONSULTANT to prepare up to three (3) addenda during the bid phase.

#### **Deliverables:**

- Up to three (3) RFI responses

## **II. ASSUMPTIONS**

- SUBCONSULTANT will rely upon the accuracy of the data and information supplied by WUD or CONSULTANT without field confirmation.
- All water quality sampling will be provided by others.
- A survey of the existing site and all existing buildings shall be provided to SUBCONSULTANT in properly georeferenced AutoCAD files.
- All design assistance performed herein is limited to mechanical process design or piping design.
- No hydraulic evaluations or modeling will be performed as part of this CSA.

## **III. TIME OF COMPLETION**

The Notice to Proceed (NTP) will be provided by the CONSULTANT and defines the official commencement of the SUBCONSULTANT's contract for this task authorization. It is assumed that all data required for the services provided herein will be received by SUBCONSULTANT at or prior to NTP. The services defined herein will be completed within 365 days from NTP.

## **IV. PROPOSED COMPENSATION**

The SUBCONSULTANT shall perform the services defined in this scope of work for the not to exceed fee as shown below. The budget summary is provided in Exhibit A-1 (attached).

<b>Task Description</b>	<b>Amount</b>
Task 3.0 – 30-MGD NF WTP NO. 2	\$ 799,995.00
<b>SUBTOTAL</b>	\$ 799,995.00
	<b>ODC's</b> \$ 0.00
	<b>TOTAL</b> \$ 799,995.00

**EXHIBIT A-1  
BUDGET SUMMARY**

Palm Beach County Water Utilities Department  
 Contract for Consulting/Professional Services  
 Resolution No. R2024-1424 Contract Dated 10/22/2024  
 Consultant Services Authorization: 2  
 Consultant: C Solutions, Inc.  
 Project Title: Water Treatment Plant No. 2 Expansion  
 WUD Project No.: 24-033

BUDGET SUMMARY FOR C SOLUTIONS								LABOR TOTALS			
Task Number	Task Description	Project Director	Senior Technical Expert	Project Manager	Engineer III	Designer	Senior Support Staff	Total Hours	Total Labor	Total Expenses	Total Labor and Expenses
	Raw Rate RANGE	\$90- \$100	\$75 - \$100	\$50 - \$80	\$43 - \$50	\$25 - \$55	\$26 - \$40				
	Raw Rate >	\$ 100.00	\$ 95.00	\$ 68.00	\$ 47.50	\$ 50.00	\$ 35.00				
	Multiplier >	3.0	3.0	3.0	3.0	3.0	3.0				
	Bill Rate >	\$ 300.00	\$ 285.00	\$ 204.00	\$ 142.50	\$ 150.00	\$ 105.00				
<b>TASK 3</b>	<b>Task 3 - 30-MGD NF WTP No. 2</b>										
	Subtask 3.1 - Project Meetings and Administrative Assistance	56	48	144	80	0	52	380	\$ 76,710.00	\$ -	\$ 76,710.00
	Subtask 3.7 - Post-treatment Systems	275	190	300	375	400	0	1540	\$ 311,287.50	\$ -	\$ 311,287.50
	Subtask 3.8 - Chemical Systems	275	190	300	375	400	0	1540	\$ 311,287.50	\$ -	\$ 311,287.50
	Subtask 3.9 - Yard Piping and Site Improvements	15	20	100	144	124	0	403	\$ 69,720.00	\$ -	\$ 69,720.00
	Subtask 3.14 - CMAR Bid Phase Services	16	17	30	50	54	0	167	\$ 30,990.00	\$ -	\$ 30,990.00
	<b>Task 3 - Subtotal</b>	<b>637</b>	<b>465</b>	<b>874</b>	<b>1024</b>	<b>978</b>	<b>52</b>	<b>4030</b>	<b>\$ 799,995.00</b>	<b>\$ -</b>	<b>\$ 799,995.00</b>
	<b>Total Task 1-3</b>	<b>637</b>	<b>465</b>	<b>874</b>	<b>1024</b>	<b>978</b>	<b>52</b>	<b>4030</b>	<b>\$ 799,995.00</b>	<b>\$ -</b>	<b>\$ 799,995.00</b>
	<b>Labor Subtotal Hours</b>	<b>637</b>	<b>465</b>	<b>874</b>	<b>1024</b>	<b>978</b>	<b>52</b>	<b>4,030</b>			
	<b>Labor Raw Costs</b>	<b>\$ 63,700.00</b>	<b>\$ 44,175.00</b>	<b>\$ 59,432.00</b>	<b>\$ 48,640.00</b>	<b>\$ 48,900.00</b>	<b>\$ 1,820.00</b>		<b>\$ 266,667.00</b>		
	<b>Labor Subtotal (Bill Rate * Labor Subtotal Hours)</b>	<b>\$ 191,100.00</b>	<b>\$ 132,525.00</b>	<b>\$ 178,296.00</b>	<b>\$ 145,920.00</b>	<b>\$ 146,700.00</b>	<b>\$ 5,460.00</b>		<b>\$ 800,001.00</b>		
	<b>PROJECT TOTAL</b>							<b>4,030</b>	<b>\$ 799,995.00</b>	<b>\$ -</b>	<b>\$ 799,995.00</b>

Revised – March 11, 2026

Mr. Nick Black P.E.  
Kimley-Horn and Associates, Inc.  
1920 Wekiva Way, Suite 200  
West Palm Beach, Florida 33411

Re: **PBC WUD Water Treatment Plant 2 (WTP No. 2) Expansion**  
**(Architectural Design, Construction Documents & Permit Document Phases)**  
Project No. WUD 24-033  
West Palm Beach, Florida

Dear Mr. Black:

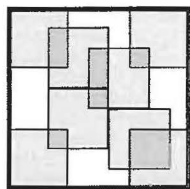
Our Firm – Colomé & Associates, Inc. (Architect) – would like to thank you for the opportunity to provide Kimley-Horn and Associates, Inc., with this proposal for architectural professional services for the proposed Nanofiltration Building, Transfer Pump / Chemical Building and High Service Pump Station Building to be located at the existing PBC WUD Water Treatment Plant No. 2.

The project will consist of architectural services for construction documents and permit documents for the proposed 1-Story Process and Administration Building of approximately 44,678 square feet including laboratory, control room, and restrooms showers and lockers, IT room, breakroom / meeting room, generator room, electrical room, mechanical room and mechanical yard; Clear Well service yard stair and platforms, 1-Story Transfer Pump Station Building of approximately 5,430 square feet, 1-Story High Service Pump Building of approximately 15,516 square feet including restrooms, IT room, electrical room, storage, parts room lubrication room, pump room, and generator room. Fee is based on the Phase 1 Architectural BODR previously submitted and does not include any work related to Water Treatment Plant No. 8 site.

The architectural scope of services shall include the preparation of Site Plan Approval architectural drawings limited to building floor plans, colored building elevations and monument sign design, 30% design, 60% Design, 90% Design for GMP, and Permitting Documents project phases.

The scope of work shall include the following:

- Design and Construction Documents
  - Based on the field investigations performed by this office, provide architectural working drawings and specifications, described in detail sufficient for construction, including coordination of site planner, civil engineering, structural engineering and MEP engineering services (limited to items described above), and laboratory design consultant within the completed set of construction documents.



**Colomé & Associates, Inc.**

Florida Registration AA0003439

Architecture □ Planning □ Interiors

530 24th Street □ West Palm Beach, Florida 33407 □ Telephone: (561) 833-9147 □ Facsimile: (561) 833-9356 □ E-mail: colome@colome-arch.net

- Preparation and Permitting Submissions

- Prepare permit documents for Kimley-Horn and Associates, Inc. to submit to Palm Beach County Building Department.

- **Fees WTP No. 2 Site**

- Architectural Design Services WTP No. 2 Buildings: - Construction Documents and Permit Documents Phases: Fees for performing services as outlined above shall be based upon stipulated lump sum of one million two hundred ten thousand nine hundred seventy-five dollars and forty-six (\$1,210,975.46) cents based on the hourly rate schedule.

- Expenses – The Architect and Design Professionals shall be paid for all expenses such as owner requested reproduction, mileage, postage and plotting expenses as an addition to the basic compensation at a not to exceed sum of one thousand four hundred sixteen (\$1,416.00) dollars. Based on the following (1,200 miles x .58 cents per mile =\$696.00 plus reproduction cost of (600) 24x36 x \$1.20 per sheet = \$720.00)

Total Fee = \$1,210,975.46 WTP No. 2 Building Design plus estimated Expenses \$1,416.00 = \$1,212,391.46


- Additional Services

- Additional Services as requested by the Owner shall be on the Architectural and Engineering Hourly Basis as set forth in the executed Kimley-Horn and Associates, Inc., Contract for Architectural Service or stipulated lump sum.
- Items excluded from this professional services fee proposal:

The following items are not included as part of this professional services fee proposal: This proposal does not include the documentation or analysis of green or sustainable building components or measures incorporated into this design. If the documentation or analysis (including life cycle analysis) of this building is required to meet Florida Statutes 255.251-255.259, this service can be provided as an "Additional Services", green building documentation services, Water Treatment Plant No. 8 design services, fees related to project applications, registrations, and permitting, use of Revit computer software, 3D renderings, colored building elevations, construction administration phase services, site plan approval or variance applications, architectural site plan approval colored elevations or renderings, re-zoning, plat/unity of title services, land surveying services, coordination of Art-In-Public Place Services, project phasing, hurricane shelter design services, cost estimating services, interior design services, laboratory design consultant services, civil engineering, geotechnical engineering services, structural engineering services, mechanical, electrical and plumbing engineering services, fire protection design services, landscape / irrigation design services, site planning services, sound system design, acoustical design services, and re-design as a result of value engineering.

G24. FS558.0035. – PURSUANT TO FLORIDA STATUTE 558.0035, AN INDIVIDUAL EMPLOYEE OR AGENT MAY NOT BE HELD INDIVIDUALLY LIABLE FOR NEGLIGENCE. (AS LONG AS THE BUSINESS ENTITY MAINTAINS THE PROFESSIONAL LIABILITY INSURANCE REQUIRED UNDER THIS CONTRACT AND AS LONG AS ANY DAMAGES ARE SOLELY ECONOMIC IN NATURE AND THE DAMAGES DO NOT EXTEND TO PERSONAL INJURIES OR PROPERTY NOT SUBJECT TO THE CONTRACT).

Sincerely,



Elizabeth A. G. Colome' – Architect

Labor/Fee Estimate Summary (Colome & Associates, Inc.) - PBC Water Treatment Plant No. 2 Expansion



**Colome' & Associates, Inc.**  
 ARCHITECTURE • PLANNING • INTERIORS  
 Florida Registration - AA 0003439  
 530 24th Street West Palm Beach Florida 33407  
 Phone: (561) 833-9147 Fax: (561) 833-9356

Billing Rate:	\$ 159.72	\$ 158.41	\$ 148.50	\$ 106.92	\$ 116.57
Multiplier	2.97	2.97	2.97	2.97	2.97
Raw Rate	\$ 53.78	\$ 53.34	\$ 50.00	\$ 36.00	\$ 39.25

		Principal		Project Manager		Project Coordinator		Draftsperson		Clerical (Direct Labor Only)		Labor Total	Expenses	Total
Task Description	Total	1064		1326		2230		4448		208		\$1,210,975.46	\$0.00	\$1,210,975.46
<b>Task 4 - WTP No 2 Architect Project Management</b>														
Task 4.1	Coordination with Prime	118	\$18,846.96	148	\$23,444.68	90	\$13,365.00	222	\$23,736.24	84	\$9,791.88	\$ 89,184.76		\$ 89,184.76
Task 4.1	Contract Administration	20	\$3,194.40	78	\$12,355.98	0	\$0.00		\$0.00		\$0.00	\$ 15,550.38		\$ 15,550.38
Task 4.2	Kickoff Meeting		\$0.00	6	\$950.46	0	\$0.00	6	\$641.52		\$0.00	\$ 1,591.98		\$ 1,591.98
														\$106,327.12
<b>Task 3 - WTP No. 2 30% Architectural Construction Documents</b>														
Task 3.10	Data Collection / Field Investigation		\$0.00	20	\$3,168.20	44	\$6,534.00	58	\$6,201.36	12	\$1,398.84	\$ 17,302.40		\$ 17,302.40
Task 3.10	Building / Life Safety Code Review	114	\$18,208.08	78	\$12,355.98	64	\$9,504.00	210	\$22,453.20	4	\$466.28	\$ 62,987.54		\$ 62,987.54
Task 3.10	30% Architectural Design Drawings	78	\$12,458.16	88	\$13,940.08	380	\$56,430.00	800	\$85,536.00	8	\$932.56	\$ 169,296.80		\$ 169,296.80
Task 3.12	30% Architectural Specifications	20	\$3,194.40	20	\$3,168.20	28	\$4,158.00	22	\$2,352.24	12	\$1,398.84	\$ 14,271.68		\$ 14,271.68
Task 3.12	QA/QC & Production	42	\$6,708.24	90	\$14,256.90	60	\$8,910.00		\$0.00		\$0.00	\$ 29,875.14		\$ 29,875.14
Task 3.1	WUD Design Review Meeting	2	\$319.44	12	\$1,900.92	0	\$0.00	6	\$641.52		\$0.00	\$ 2,861.88		\$ 2,861.88
Task 3.12	Implement WUD Review Comments		\$0.00	8	\$1,267.28	10	\$1,485.00	98	\$10,478.16		\$0.00	\$ 13,230.44		\$ 13,230.44
														\$309,825.88
<b>Task 3 - WTP No. 2 60% Architectural Construction Documents</b>														
Task 3.10	Data Collection / Field Investigation	28	\$4,472.16	30	\$4,752.30	78	\$11,583.00	58	\$6,201.36	8	\$932.56	\$ 27,941.38		\$ 27,941.38
Task 3.12	Architectural Drawings	120	\$19,166.40	90	\$14,256.90	368	\$54,648.00	1,020	\$109,058.40	10	\$1,165.70	\$ 198,295.40		\$ 198,295.40
Task 3.12	60% Architectural Specifications	18	\$2,874.96	28	\$4,435.48	68	\$10,098.00	28	\$2,993.76	8	\$932.56	\$ 21,334.76		\$ 21,334.76
Task 3.14	Bid Phase VE Coordination	12	\$1,916.64	38	\$6,019.58	18	\$2,673.00	68	\$7,270.56	4	\$466.28	\$ 18,346.06		\$ 18,346.06
Task36.12	QA/QC & Production	42	\$6,708.24	90	\$14,256.90	60	\$8,910.00		\$0.00		\$0.00	\$ 29,875.14		\$ 29,875.14
Task 3.1	WUD Design Review Meeting	2	\$319.44	12	\$1,900.92	0	\$0.00	6	\$641.52		\$0.00	\$ 2,861.88		\$ 2,861.88
Task 3.12	Implement WUD Review Comments		\$0.00	6	\$950.46	12	\$1,782.00	98	\$10,478.16		\$0.00	\$ 13,210.62		\$ 13,210.62
														\$311,865.24
<b>Task 3 - WTP No. 2 90% Architectural Construction Documents for GMP</b>														
Task 3.10	Data Collection / Field Investigation	28	\$4,472.16	48	\$7,603.68	80	\$11,880.00	62	\$6,629.04	8	\$932.56	\$ 31,517.44		\$ 31,517.44
Task 3.12	Architectural Drawings	132	\$21,083.04	98	\$15,524.18	560	\$83,160.00	1020	\$109,058.40	12	\$1,398.84	\$ 230,224.46		\$ 230,224.46
Task 3.12	90% Architectural Specifications	18	\$2,874.96	28	\$4,435.48	68	\$10,098.00	28	\$2,993.76	8	\$932.56	\$ 21,334.76		\$ 21,334.76
Task 3.14	Bid Phase VE Coordination	4	\$638.88	18	\$2,851.38	6	\$891.00	48	\$5,132.16	4	\$466.28	\$ 9,979.70		\$ 9,979.70
Task 3.12	QA/QC & Production	42	\$6,708.24	90	\$14,256.90	60	\$8,910.00		\$0.00		\$0.00	\$ 29,875.14		\$ 29,875.14
Task 3.1	WUD Design Review Meeting	2	\$319.44	12	\$1,900.92	0	\$0.00	6	\$641.52		\$0.00	\$ 2,861.88		\$ 2,861.88
Task 3.12	Implement WUD Review Comments		\$0.00	4	\$633.64	14	\$2,079.00	98	\$10,478.16		\$0.00	\$ 13,190.80		\$ 13,190.80
														\$338,984.18
<b>Task 3 - WTP No. 2 Permitting Architectural Documents</b>														
Task 3.13	Architectural Drawings	120	\$19,166.40	68	\$10,771.88	52	\$7,722.00	240	\$25,660.80	4	\$466.28	\$ 63,787.36		\$ 63,787.36
Task 3.13	Architectural Specifications	18	\$2,874.96	62	\$9,821.42	32	\$4,752.00	46	\$4,918.32	12	\$1,398.84	\$ 23,765.54		\$ 23,765.54
Task 3.13	Bldg. Department Comments	84	\$13,416.48	56	\$8,870.96	78	\$11,583.00	200	\$21,384.00	10	\$1,165.70	\$ 56,420.14		\$ 56,420.14
														\$143,973.04
<b>Grand Total</b>		<b>1,064.00</b>	<b>\$169,942.08</b>	<b>1,326.00</b>	<b>\$210,051.66</b>	<b>2,230.00</b>	<b>\$331,155.00</b>	<b>4,448.00</b>	<b>\$475,580.16</b>	<b>208.00</b>	<b>\$24,246.56</b>	<b>\$1,210,975.46</b>	<b>\$0.00</b>	<b>\$1,210,975.46</b>

Source: Colome & Associates, Inc.

**CRAIG A. SMITH & ASSOCIATES LLC**

**PROPOSED SCOPE OF SERVICES AND PROPOSED FEE  
FOR**

**SUBSURFACE UTILITY LOCATES SERVICES  
Subconsultant to KIMLEY-HORN**

**PALM BEACH COUNTY (PBCWUD 24-033)**

**WATER TREATMENT PLANT No. 2**

**EXPANSION**

DATED: June 28, 2024

Revised: July 16, 2024

Revised: April 3, 2025

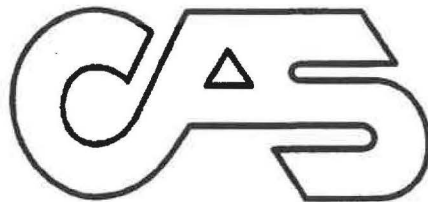
Revised: April 8, 2025

Revised: August 13, 2025

Revised: February 12, 2026

Revised: February 24, 2026

Revised: March 11, 2026



**CRAIG A. SMITH & ASSOCIATES LLC**

Engineers | Surveyors | Utility Locators | Grant Specialists

1425 E. Newport Center Drive, Deerfield Beach, FL 33442

(561) 314-4445

EMAIL: [JDRISCOLL@CRAIGSMITH.COM](mailto:JDRISCOLL@CRAIGSMITH.COM)



CRAIG A. SMITH & ASSOCIATES

PROPOSED SCOPE OF SERVICES AND PROPOSED FEE  
 FOR  
 PROFESSIONAL SUBSURFACE UTILITY LOCATES SERVICES

PROJECT NAME: Palm Beach County WTP # 2 Expansion

PROPOSAL NUMBER: OCASA 0499

CLIENT: KIMLEY-HORN

**TASK 1 - WELLFIELD EXPANSION**

**Subtask 1.2: Environmental Due Diligence, Geotechnical Engineering and Topographic Survey and Subsurface Utility Exploration (SUE)**

**Soft-digs & Locates:** CONSULTANT will coordinate and provide up to ten (10) subsurface investigations using soft-dig technique for anticipated underground conflicts. Work will include utility designating and ground penetrating radar survey to identify horizontal location of existing utilities within the proposed work area.

- Provide 10 subsurface investigations in area 1 per PDF provided by engineer.
  - SUE will be provided on a per test hole basis including survey for up to 10 test holes.
  - A CAD deliverable will be provided showing test hole number, location (x,y,z) for each utility and direction of lines. Test holes will be added to the base provided by the consultant. ASCE 38-02 Level A (INCLUDED). \$600.00 per softdigs.
  - A standard certified table of verified utility location will be provided showing all test hole information including number, location, utility line type, size, elevation, depth of cover, utility owner, etc. (INCLUDED).
  - Includes GPR of soft dig location(s), Survey of soft dig location(s), CAD report and upload to a base file, QA/QC by Licensed Professional Surveyor and Mapper (PSM).
  - An E.M. & GPR survey will be conducted to identify horizontal location of existing utilities within project area 1 (see attached PDF provided by engineer)

Softdigs @ \$600 x 10 per hole = \$6,000.00  
 Utility Locate Crew @ 129.48 x 48 hrs = \$6,215.04  
 Field Crew @ \$153.00 x 48 hrs = \$7,344.00  
 CADD Technician @ \$87.00 x 28 hrs = \$2,436.00  
 PSM @ \$186.51 x 8 hrs = \$1,492.08

**SUBTOTAL \$23,487.12**



## TASK 2 RAW WATER MAIN IMPROVEMENTS

### Subtask 2.2 Subconsultant Support – Craig A. Smith & Associates

**Subsurface Utility Exploration:** A subsurface survey in accordance with current standards of ASCE 38-02 Quality Level A, B, C and D will be performed as follows:

- Quality Level D – Utility Records Research – QLD information will be gathered and prepared throughout the extent of the final project route. No more than 20,000 LF of utilities to be included in the QLD investigation.
- Quality Level C & B – Utility Designating and Survey – Utility designating, and survey will be performed to provide horizontal locations of utilities. No more than 20,000 LF of utilities will be designated.
- Quality Level A – Air Vacuum Excavation Test Holes – Air vacuum excavation test holes will be performed at the proposed test hole locations once utility designating and potential utility conflicts have been verified. This proposal includes up to 30 test holes at utility conflict locations.

Provide Ground Penetrating Radar (GPR) & Electromagnetic (EM) locating along proposed route of approximately 3.79 miles of finished and raw water mains. 20,000 LF +/- as per highlighted PDF file (WTP 2 WELLFIELD & RWM ROUTE OPTION 1 attached). The route will start at treatment plant 2 and Pinehurst Drive, locate utilities right-of-way to right-of-way North to Forest Hill Blvd. including a section south of Forest Hill Blvd. at proposed 20' RWM easement that also extends East of Pine Hurst Drive for 700' +/-, continue locating utilities west on the South ½ right-of-way of Forest Hill Blvd. to the intersection of Okeeheelee Park Road, then continue locating utilities south on Okeeheelee Rd. right-of-way to right-of-way to Palm Beach County Admin building.

- Provide utility location, verification, and utility data collection (asbuilts) services within the corridor, using APWA & CI/ASCE 38-02 standards for marking. Collect asbuilts / GIS information from utility owners / providers in area of proposed finish water and raw water routes. A subsurface ground penetrating radar (GPR) unit shall be used in addition to electromagnetic induction (EM) to perform/verify horizontal locations of existing utility lines as requested in order to fulfill the scope of services.
- Provide a survey CAD file and certified map of specific purpose survey containing the utility location marks performed by GPR & EM locations along the raw & finished watermain routes, and to be uploaded to consultants' base file (consultant to provide a base file).
- Provide 30 soft digs along route. (\$600 per soft dig).
- SUE will be provided on a per test hole basis including survey for up to 30 test
- A CAD deliverable will be provided showing test hole number, location (x,y,z) for each utility and direction of lines. Test holes will be added to the base provided by the consultant. ASCE 38-02 Level A (INCLUDED).



- A standard certified table of verified utility location will be provided showing all test hole information including number, location, utility line type, size, elevation, depth of cover, utility owner, etc. (INCLUDED).
- Includes GPR of soft dig location(s), survey of soft dig location(s), CAD report and upload to a base file, QA/QC by Licensed Professional Surveyor and Mapper (PSM).
- Maintenance of Traffic (MOT) (\$2,800 per day) Provide MOT as needed (12 days) for softdigs located in the roadway / major intersections. FDOT MOT INDEX 102-602 and 102-603.

Softdigs @ \$600 x 30 per hole = \$18,000.00  
Quality Level D Records Research @ \$110.25 x 80 hrs = \$8,820.00  
Utility Locate Crew @ \$129.48 x 176 hrs = \$22,788.48  
Field Crew (2) @ \$153.00 x 176 hrs = \$26,928.00  
MOT \$2,800 Per Day @ 12 Days = \$33,600.00  
CADD Technician @ \$87 x 176 hrs = 15,312.00  
PSM (4020) @\$186.51 x 70 hrs = \$13,055.70

**SUBTOTAL \$138,504.18**

### **TASK 3: 21 MGD NF WTP No. 2**

#### **Subtask 3.2 Subconsultant Support- Craig A. Smith & Associates**

**Soft-digs & Locates:** CONSULTANT will coordinate and provide up to seventy five (75) subsurface investigations using soft-dig technique for anticipated underground conflicts. Work will include utility designating and survey to identify horizontal location of existing utilities within the proposed work area.

- Provide 75 subsurface investigations in area 4 per PDF provided by engineer.
- SUE will be provided on a per test hole basis including survey for up to 75 test holes.
- A CAD deliverable will be provided showing test hole number, location (x,y,z) for each utility and direction of lines. Test holes will be added to the base provided by the consultant. ASCE 38-02 Level A (INCLUDED). \$600.00 per softdigs.
- A standard certified table of verified utility location will be provided showing all test hole information including number, location, utility line type, size, elevation, depth of cover, utility owner, etc. (INCLUDED).
- Includes GPR of soft dig location(s), Survey of soft dig location(s), CAD report and upload to a base file, QA/QC by Licensed Professional Surveyor and Mapper (PSM).
- An E.M. & GPR survey will be conducted to identify horizontal location of existing utilities within project area 4 as per PDF provided by engineer.

Softdigs @ \$600 x 75 per hole = \$45,000.00  
Utility Locate Crew @ \$129.48 x 145 hrs = \$18,774.60  
Field Crew @ \$153.00 x 145 hrs = \$22,185.00  
CADD Technician @ \$87.00 x 145 hrs = \$12,615.00



---

PSM @ \$186.51 x 36 hrs = \$6,714.36

**SUBTOTAL \$105,288.96**

**TOTAL FOR ALL TASKS \$ 267,280.26**

**FEE TOTAL**

The proposed fee for each specific work task is as shown above. CAS proposes to accomplish the services listed for a total lump sum fee of **TWO HUNDRED AND SIXTY SEVEN THOUSAND TWO HUNDRED EIGHTY DOLLARS AND TWENTY SIX CENTS (\$267,280.26)**, which is the sum of the fees for each specific work task.

**PAYMENT OF FEE**

CAS proposes to invoice monthly based upon percentage of completion. Pay when paid - CAS will be paid by client when client is paid by County. CLIENT agrees to pay CAS all reasonable costs, charges, expenses and attorney fees expended or incurred to enforce any provisions hereof.

**ADDITIONAL SERVICES**

Any service not specifically included in the Final Agreement will be considered as an Additional Service. CAS will accomplish Additional Services upon proper written authorization from the CLIENT.



If you are in agreement with the above scope of services and the terms, please sign in the authorization space provided below and return one (1) executed copy of this proposal. This will serve as our Notice To Proceed. Please call if you require additional information. We look forward to working with you on this project.

**AGREED TO AND ACCEPTED BY:**

**CRAIG A. SMITH & ASSOCIATES LLC**

**KIMLEY-HORN**

\_\_\_\_\_  
Stephen C. Smith, P.E.  
President

\_\_\_\_\_  
Signature

\_\_\_\_\_  
Name of Authorized Representative

\_\_\_\_\_  
Title

\_\_\_\_\_  
Date

**ATTACHMENT E  
BUDGET SUMMARY**

Palm Beach County Water Utilities Department  
 Contract for Consulting/Professional Services Water Treatment Plant No. 2 Expansion  
 Resolution No. 2024-1424 Contract Dated 10/22/2024  
 Consultant Services Authorization No.: 2  
 Consultant: Craig A. Smith & Associates  
 Project Title: Water Treatment Plant No. 2 Expansion Design Phase Services  
 PBCWUD Project No.: 24-033

**BUDGET SUMMARY FOR FIRM**

Task Number	Task Description	Professional Surveyor and Mapper	SUEVP	Utility Locate Crew	Field Crew	Crew Coordinator	Survey Technician	CADD Technician	Quality Level/D Record Research	Total Hours	PRIME TOTALS			
											Total Labor	MOT	SOFT DIGS	Total Labor and Expenses
	Raw Rate RANGE frm MASTER EXHIBIT C UPDATE	\$ 62.17	\$ 51.00	\$ 43.16	\$ 51.00	\$ 38.00	\$ 37.00	\$ 29.00	\$ 36.75					
	2024 Raw Rate >	\$ 62.17	\$ 51.00	\$ 43.16	\$ 51.00	\$ 38.00	\$ 37.00	\$ 29.00	\$ 36.75					
	Multiplier >	3.00	3.00	3.00	3.00	3.00	3.00	3.00	3.00					
	Bill Rate >	\$ 186.51	\$ 153.00	\$ 129.48	\$ 153.00	\$ 114.00	\$ 111.00	\$ 87.00	\$ 110.25					
TASK 1	WELLFIELD EXPANSION													
	LINE ITEM FOR TASK 1	8	0	48	48	0	0	28	0	132	\$ 17,487.12	\$ -	\$ 6,000.00	\$ 23,487.12
	Task 1 - Subtotal	8	0	48	48	0	0	28	0	132	\$ 17,487.12	\$ -	\$ 6,000.00	\$ 23,487.12
TASK 2	RAW WATER MAIN IMPORVEMENTS													
	LINE ITEM FOR TASK 2	70	0	176	176	0	0	176	80	678	\$ 86,904.18	\$ 33,600.00	\$ 18,000.00	\$ 138,504.18
	Task 2 - Subtotal	70	0	176	176	0	0	176	80	678	\$ 86,904.18	\$ 33,600.00	\$ 18,000.00	\$ 138,504.18
TASK 3	30 MGD NFWTP No. 2													
	LINE ITEM FOR TASK 3	36	0	145	145	0	0	145	0	471	\$ 60,288.96	\$ -	\$ 45,000.00	\$ 105,288.96
	Task 3 - Subtotal	36	0	145	145	0	0	145	0	471	\$ 60,288.96	\$ -	\$ 45,000.00	\$ 105,288.96
TASK 4	LINE ITEM FOR TASK 4	0	0	0	0	0	0	0	0	0	\$ -	\$ -	\$ -	\$ -
	Task 4 - Subtotal	0	0	0	0	0	0	0	0	0	\$ -	\$ -	\$ -	\$ -
TASK 5	LINE ITEM FOR TASK 5										\$ -	\$ -	\$ -	\$ -
	Task 5 - Subtotal	0	0	0	0	0	0	0	0	0	\$ -	\$ -	\$ -	\$ -
	Labor Subtotal Hours	114	0	369	369	0	0	349	80	1281				
	Labor Raw Costs	\$ 7,087.38	\$ -	\$ 15,926.04	\$ 18,819.00	\$ -	\$ -	\$ 10,121.00	\$ 2,940.00		\$ 54,893.42			
	Labor Subtotal (Bill Rate * Labor Subtotal Hours)	\$ 21,262.14	\$ -	\$ 47,778.12	\$ 56,457.00	\$ -	\$ -	\$ 30,363.00	\$ 8,820.00		\$ 164,680.26			
	PROJECT TOTAL									1281	\$ 164,680.26	\$ 69,000.00	\$ 267,280.26	

March 12, 2026

# Water Treatment Plant No.2 Expansion

PBCWUD Project No. 24-033

Palm Beach County Water Utilities Department  
Palm Beach County, Florida

---

Structural Engineering Fee Proposal

---

Prepared for:

Kimley-Horn and Associates, Inc.

Prepared by:

**HBC** Engineering  
Company

9675 NW 117<sup>th</sup> Ave, Suite 305  
Miami, FL 33144

March 12<sup>th</sup>, 2026

Mr.Lance Littrell,P.E

Kimley – Horn Associates, Inc.

1920 Wekiva Way, Suite 200,

West Palm Beach, FL 33411

Subject: Structural Engineering fee proposal – Water Treatment Plant Expansion Project

HBC Engineering Company is pleased to submit the enclosed fee proposal for Structural Engineering in support of Water Treatment Plant No. 2 Expansion.

Our proposed scope outlines the key structural tasks, deliverables, and coordination efforts required to support the successful planning, design, and implementation of the expansion. It has been developed to align with the project's technical requirements and overall goals while ensuring compliance with applicable codes and standards.

Should you have any questions or require further clarification, we would be happy to discuss the scope in more detail.

We look forward to continuing our collaboration on this important project and supporting your team through the next phases.

Thank you for the opportunity to be part of this effort.

Sincerely,

Sreelatha Nandivada, P.E

Structural Engineering Manager

HBC Engineering Company

## 1. PURPOSE

The purpose of this engagement is to provide specialized professional engineering services in support of design of structural components necessary for the efficient and reliable operation of the Water Treatment Plant (WTP No.2) as part of the PBCWUD Water Treatment Plant No.2 Expansion project. We will assist Kimley Horn Associates (KHA) in the design for the following structures:

1. WTP No. 2 High Service Pump Station (new building)
2. WTP No. 2 NF Process & Administration Building (new building)
3. WTP No. 2 Transfer Pump Station & Chemical Building (new building)

## 2. SCOPE OF WORK

The scope focuses on structural design of the buildings for Palm Beach County Water Treatment Plant No 2 (WTP2 No.2) expansion project. The site is located at 2956 Pinehurst Drive, Greenacres, FL 33403. The approximate coordinate of the site is 26°38'0.84" N, 80°09'18.09" W. The scope of work covers the design for following buildings.

- The Administration and NF Process Building
- The Transfer Pump Station and Chemical Feed Rooms Building
- High Service Pump Building

The structural scope of work includes conducting field investigations through site visits, assessments of existing structural conditions, and review of geotechnical information to support foundation design, along with data collection and analysis to inform structural requirements for the proposed buildings above. The team will participate in preliminary building design workshops with key stakeholders to define functional space needs and departmental requirements. Structural design will progress through 30%, 60%, 90%, and 100% milestones, including development and refinement of structural concepts, design calculations, detailed drawings, technical specifications, interdisciplinary coordination, cost estimate updates, and formal design review meetings with stakeholder input incorporated at each phase. Intermediate and final reviews will address constructability, safety and biddability. Final design adjustments will lead to the preparation of complete construction-ready documents and conformed structural construction documents reflecting bid outcomes and final decisions. The scope also includes permitting assistance through agency coordination, permit package preparation, and response to review comments. During the bid phase, services will include participation in pre-bid meetings, issuance of addenda, and evaluation of contractor bids with recommendations for award related to structural components.

**Quality control:** HBC will implement a structured quality control program for the building design project through comprehensive internal back-checking and proactive cross-discipline coordination at each major design milestone. HBC's senior technical staff will conduct independent reviews of

calculations, drawings, and specifications to verify accuracy, completeness, and compliance with project requirements, applicable codes, and industry standards. HBC will be involved in regular interdisciplinary coordination among structural, architectural, civil, mechanical, and electrical teams to ensure full integration and minimize conflicts. All review comments will be documented, tracked, and resolved prior to advancing between design phases, ensuring the delivery of coordinated, constructible, and high-quality design documents.

### 3. DELIVERABLES

The following deliverables will be included as part of this project:

- Preliminary structural design drawings and specifications
- Detailed structural design drawings and specifications at 30%, 60%, 90%, and 100% completion stages
- Conformed structural construction documents
- Structural permit application packages and coordination documentation
- Bid phase documentation related to structural elements, including Prebid meeting minutes, addenda, and bid evaluation reports

### 4. COST ESTIMATE

We propose to perform the outlined scope of services for the lump sum fee of \$1,250,016.51  
See Appendix A Summary of Estimate.

This Fee is based on assumption that project will be completed within 14 months, and HBC is provided a clear choice or selection of preferred design alternative from the BODR options.

### 5. ADDITIONAL SERVICES FEES

- a. Should any other circumstances arise during the performance of the work outlined above, which HBC believes requires additional services, we will promptly notify Kimley Horn Associates about the nature, extent, and probable cost of the additional services, and perform the additional services upon receipt of written authorization.
- b. In cases of major changes in the scope of work after the project has been approved the additional services would apply and be provided upon receipt of written authorization and approval of the cost.

## 6. PROFESSIONAL ENDORSEMENT

HBC Engineering Company has Professional Engineers licensed in the State of Florida to sign and seal plans as required by Florida Statutes and applicable standards. HBC Engineering Company will review, and check shop drawings and components supplied by the contractor and required by the bid documents.

## 7. SCHEDULE

The design phase timeline 14 months. The tentative schedule includes the following activities.

- Month 0–2: Kickoff, project scope review, field and data analysis, Preliminary cost estimates.
- Month 3–9: Design Phase 30% through 60%.
- Month 11–14: 100% design submittal and construction documents, closeout comments.

Please note that this Schedule is subject to change with any scope changes or other dependent activities and schedule.

## 8. MILESTONES

- Kick of meeting
- Completion of preliminary structural project scope documentation
- Development and review of the criteria of proposed structures.
- Identification and documentation of structural project constraints and requirements
- Completion of structural field investigations and data analysis
- Design review workshop to present all alternative solutions and get feedback
- Finalization of preliminary structural cost estimates and project schedule
- Completion of detailed design phases of the proposed new structure.
- Design review workshop for the proposed new structures design to stakeholders.
- Structural construction documents.
- Coordination meeting with permitting and agencies.
- Assistance in bid phase services, including contractor selection and recommendation for structural components.

## 9. TERMS AND CONDITION

We will not supervise nor direct the work of others. Project safety is the responsibility of others. We will endeavor to conduct our services in a safe manner. HBC will not be responsible for any impacts to the existing facilities at the site or damages that might occur because of construction at the site. We recommend the Contractor verify the location of existing utilities, prior to commencing work at the site, and in accordance with state protocol.

**AUTHORIZATION TO PROCEED:**

To authorize HBC to proceed with the plans for the proposed improvements, as outlined herein at a cost of \$1,250,016.51, please sign below and return one copy to us. The return of this signed agreement will constitute Notice to Proceed (NTP).

We appreciate the opportunity to assist you with these services. If you have any questions in the interim, please contact us.

**PROPOSAL OFFER**

HBC Engineering Company  
8935 NW 35<sup>th</sup> Ln, Suite 201,  
Doral, Florida 33172

---

Adebayo Coker  
Principal Engineer

**ACCEPTANCE OF PROPOSAL**

Kimley-Horn Associates  
1920 Wekiva Way, Suite 200,  
West Palm Beach, FL 33411

---

Lance Littrell PE,  
Project Manager

Date: \_\_\_\_\_

**APPENDIX - A  
BUDGET SUMMARY**

**ATTACHMENT E  
BUDGET SUMMARY**

Palm Beach County Water Utilities Department  
 Contract for Consulting/Professional Services Water Treatment Plant No. 2 Expansion  
 Resolution No. 2024-1424 Contract Dated 10/22/2024  
 Consultant Services Authorization No.: 2  
 Consultant: HBC Engineering Company  
 Project Title: Water Treatment Plant No. 2 Improvements  
 PBCWUD Project No.: 24-033  
 Date: 3/12/2026



**BUDGET SUMMARY FOR HBC ENGINEERING COMPANY**

Task Number	Task Description	Project Manager	Structures Manager	Senior Engineer III	Chief Engineer (QC)	Technician	Senior Technician	Engineer Intern	PRIME TOTALS			
									Total Hours	Total Labor	Total Expenses	Total Labor and Expenses
	Raw Rate RANGE from MASTER EXHIBIT C UPDATE	\$90-\$100	\$85-\$99.23	\$60-\$94.82	\$94-\$100	\$46-\$70	\$58-\$75	\$40-\$50.56				
	2024 Raw Rate >	\$ 100.00	\$ 99.23	\$ 94.82	\$ 100.00	\$ 70.00	\$ 75.00	\$ 50.56				
	Multiplier >	3.00	3.00	3.00	3.00	3.00	3.00	3.00				
	Bill Rate >	\$ 300.00	\$ 297.69	\$ 284.46	\$ 300.00	\$ 210.00	\$ 225.00	\$ 151.68				
TASK 3	30 MGD NF WTP No. 2											
	Subtask 3.10 Buildings ( 3 New buildings Design )											
	Subtask 3.12 Construction Documents											
	30% Design	226	228	158	78	296	296	228		\$ 367,361.04	\$ -	\$ 367,361.04
	60% Design	175	176	117	60	232	232	180		\$ 284,397.66	\$ -	\$ 284,397.66
	90% Design	175	176	117	60	232	232	180		\$ 284,397.66	\$ -	\$ 284,397.66
	100% Design	113	113	75	38	150	150	120		\$ 183,725.07	\$ -	\$ 183,725.07
	Subtask 3.13 WTP Permitting											
	Permitting Assistance - Agency Coordination	40	40	27.5	15	52.5	52.5	40		\$ 65,134.95	\$ -	\$ 65,134.95
	Permitting Assistance - Permit Package Submittals	20	20	12.5	7.5	25	25	20		\$ 31,668.15	\$ -	\$ 31,668.15
	Subtask 3.14 CMAR Bid Phase Services											
	Bid Phase - Prebid Meeting	5	5	3.5	2	6	6.5	5		\$ 8,064.96	\$ -	\$ 8,064.96
	Bid Phase - Addenda	12	12	8	4.5	15.5	15.5	12		\$ 19,360.62	\$ -	\$ 19,360.62
	Bid Phase - Review of Bid and Recommendation	4	4	2	2	4	4	4		\$ 5,906.40	\$ -	\$ 5,906.40
	<b>Task 3 - Subtotal</b>	<b>770</b>	<b>774</b>	<b>520.5</b>	<b>267</b>	<b>1013</b>	<b>1013.5</b>	<b>789</b>	<b>5147</b>	<b>\$ 1,250,016.51</b>	<b>\$ -</b>	<b>\$ 1,250,016.51</b>
	<b>Labor Subtotal Hours</b>	<b>770</b>	<b>774</b>	<b>520.5</b>	<b>267</b>	<b>1013</b>	<b>1013.5</b>	<b>789</b>	<b>5147</b>			
	<b>Labor Raw Costs</b>	<b>\$ 77,000.00</b>	<b>\$ 76,804.02</b>	<b>\$ 49,353.81</b>	<b>\$ 26,700.00</b>	<b>\$ 70,910.00</b>	<b>\$ 76,012.50</b>	<b>\$ 39,891.84</b>		<b>\$ 416,672.17</b>		
	<b>Labor Subtotal (Bill Rate * Labor Subtotal Hours)</b>	<b>\$ 231,000.00</b>	<b>\$ 230,412.06</b>	<b>\$ 148,061.43</b>	<b>\$ 80,100.00</b>	<b>\$ 212,730.00</b>	<b>\$ 228,037.50</b>	<b>\$ 119,675.52</b>		<b>\$ 1,250,016.51</b>		
	<b>PROJECT TOTAL</b>								<b>5147</b>	<b>\$ 1,250,016.51</b>		<b>\$ 1,250,016.51</b>

March 11, 2026

Nick Black, P.E.  
Kimley-Horn  
1920 Wekiva Way, Suite 200  
West Palm Beach, FL 33411

Subject: PBCWUD No. 24-033: Palm Beach County Water Utility Department  
(PBCWUD) Water Treatment Plant No.2 Expansion

Dear Nick:

Hillers Electrical Engineering, Inc. (HEE) is pleased to provide Kimley-Horn and Associates (KHA) with this proposal for electrical, instrumentation and control (I&C), access control, and fire alarm systems engineering services for the above-referenced project. Our proposal is based upon the Scope of Services “Water Treatment Plant No.2 Expansion” between Kimley-Horn and Palm Beach County Water Utilities (PBCWUD). Our scope will include the following:

**Task 1 – Wellfield Expansion:**

Subtask 1.1 – Project Meetings and Administrative Assistance: HEE will attend up to eleven (11) project meetings including:

- One (1) project kickoff meeting,
- Ten (10) combined meetings of the design and coordination workshops, design review meetings, and permit meetings.

Subtask 1.2 – Environmental Due Diligence, Geotechnical Engineering and Topographic Survey and Subsurface Utility Exploration (SUE): HEE will not be involved in this subtask.

Subtask 1.3 – Design Engineering: HEE will perform the electrical and I&C design services for the proposed ten (10) wells, the replacement of two (2) existing wells, and the rehabilitation of fourteen (14) existing wells.

Subtask 1.4 – Construction Document Preparation: HEE will submit 90%, and final 100% (bidding) design drawings and technical specifications for new wells, replacement wells, and rehabilitation wells. HEE will attend review meetings for 90% and provide responses to the review comments log.

Subtask 1.5 – Permitting: HEE will assist KHA with permitting requirements, including sign and seal drawings and specification cover for the permitting agencies. Printing full size drawings are excluded in HEE’s scope and will be prepared by KHA and delivered to HEE’s office for signing and sealing if hard-copied signing is required.

Subtask 1.6 – Bid Phase Services: HEE will attend a pre-bid meeting as well as a site walk-through to discuss the project. HEE will respond to the bidder's questions. HEE will respond to up to two (2) addenda during the bidding phase.

Below is the anticipated HEE drawing list for this task.

**Wellfield Expansion Drawing List:**

- E-1 ELECTRICAL LEGEND AND SYMBOLS
- E-2 ELECTRICAL GENERAL NOTES
- E-3 WTP 2 ELECTRICAL OVERALL SITE PLAN
- E-4 ENLARGED SITE PLAN - SHEET 1
- E-5 ENLARGED SITE PLAN - SHEET 2
- E-6 ENLARGED SITE PLAN - SHEET 3
- E-7 ENLARGED SITE PLAN - SHEET 4
- E-8 NEW WELL 2W-17 ELECTRICAL PLAN
- E-9 NEW WELL 2W-17 ONE LINE DIAGRAM
- E-10 NEW WELL 2W-18 ELECTRICAL PLAN
- E-11 NEW WELL 2W-18 ONE LINE DIAGRAM
- E-12 NEW WELL 2W-19 ELECTRICAL PLAN
- E-13 NEW WELL 2W-19 ONE LINE DIAGRAM
- E-14 NEW WELL 2W-20 ELECTRICAL PLAN
- E-15 NEW WELL 2W-20 ONE LINE DIAGRAM
- E-16 NEW WELL 2W-21 ELECTRICAL PLAN
- E-17 NEW WELL 2W-21 ONE LINE DIAGRAM
- E-18 NEW WELL 2W-22 ELECTRICAL PLAN
- E-19 NEW WELL 2W-22 ONE LINE DIAGRAM
- E-20 NEW WELL 2W-23 ELECTRICAL PLAN
- E-21 NEW WELL 2W-23 ONE LINE DIAGRAM
- E-22 NEW WELL 2W-24 ELECTRICAL PLAN
- E-23 NEW WELL 2W-24 ONE LINE DIAGRAM
- E-24 NEW WELL 2W-25 ELECTRICAL PLAN
- E-25 NEW WELL 2W-25 ONE LINE DIAGRAM
- E-26 NEW WELL 2W-26 ELECTRICAL PLAN
- E-27 NEW WELL 2W-26 ONE LINE DIAGRAM
- E-28 REPLACEMENT WELL 2W-X1 DEMOLITION PLAN
- E-29 REPLACEMENT WELL 2W-X1 PROPOSED PLAN
- E-30 REPLACEMENT WELL 2W-X1 ONE LINE DIAGRAM
- E-31 REPLACEMENT WELL 2W-X2 DEMOLITION PLAN
- E-32 REPLACEMENT WELL 2W-X2 PROPOSED PLAN
- E-33 REPLACEMENT WELL 2W-X2 ONE LINE DIAGRAM
- E-34 REHAB WELL 2W-Y1 DEMOLITION PLAN
- E-35 REHAB WELL 2W-Y1 PROPOSED PLAN
- E-36 REHAB WELL 2W-Y2 DEMOLITION PLAN
- E-37 REHAB WELL 2W-Y2 PROPOSED PLAN
- E-38 REHAB WELL 2W-Y3 DEMOLITION PLAN
- E-39 REHAB WELL 2W-Y3 PROPOSED PLAN
- E-40 REHAB WELL 2W-Y4 DEMOLITION PLAN
- E-41 REHAB WELL 2W-Y4 PROPOSED PLAN
- E-42 REHAB WELL 2W-Y5 DEMOLITION PLAN
- E-43 REHAB WELL 2W-Y5 PROPOSED PLAN

E-44 REHAB WELL 2W-Y6 DEMOLITION PLAN  
E-45 REHAB WELL 2W-Y6 PROPOSED PLAN  
E-46 REHAB WELL 2W-Y7 DEMOLITION PLAN  
E-47 REHAB WELL 2W-Y7 PROPOSED PLAN  
E-48 REHAB WELL 2W-Y8 DEMOLITION PLAN  
E-49 REHAB WELL 2W-Y8 PROPOSED PLAN  
E-50 REHAB WELL 2W-Y9 DEMOLITION PLAN  
E-51 REHAB WELL 2W-Y9 PROPOSED PLAN  
E-52 REHAB WELL 2W-Y10 DEMOLITION PLAN  
E-53 REHAB WELL 2W-Y10 PROPOSED PLAN  
E-54 REHAB WELL 2W-Y11 DEMOLITION PLAN  
E-55 REHAB WELL 2W-Y11 PROPOSED PLAN  
E-56 REHAB WELL 2W-Y12 DEMOLITION PLAN  
E-57 REHAB WELL 2W-Y12 PROPOSED PLAN  
E-58 REHAB WELL 2W-Y13 DEMOLITION PLAN  
E-59 REHAB WELL 2W-Y13 PROPOSED PLAN  
E-60 REHAB WELL 2W-Y14 DEMOLITION PLAN  
E-61 REHAB WELL 2W-Y14 PROPOSED PLAN  
E-62 HSP BUILDING - MODIFIED ONE LINE DIAGRAM - SHEET 1  
E-63 HSP BUILDING - MODIFIED ONE LINE DIAGRAM - SHEET 2  
E-64 HSP BUILDING - ELECTRICAL PLAN  
E-65 OLD HSP BUILDING - DEMOLITION ONE LINE DIAGRAM  
E-66 OLD HSP BUILDING - ELECTRICAL PLAN  
E-67 NF MEMBRANE BUILDING - MODIFIED ONE LINE DIAGRAM - SHEET 1  
E-68 NF MEMBRANE BUILDING - MODIFIED ONE LINE DIAGRAM - SHEET 2  
E-69 NF MEMBRANE BUILDING - ELECTRICAL PLAN  
E-70 TYPICAL NEW WELL RISER  
E-71 TYPICAL NEW WELL VFD SCHEMATIC  
E-72 TYPICAL NEW WELL BREAKER PANEL DETAIL  
E-73 TYPICAL WELL RISER DIAGRAM  
E-74 TYPICAL WELL BREAKER PANEL  
E-75 ELECTRICAL DETAILS - SHEET 1  
E-76 ELECTRICAL DETAILS - SHEET 2  
E-77 ELECTRICAL DETAILS - SHEET 3  
I-1 INSTRUMENTATION LEGEND AND SYMBOLS  
I-2 WTP 2 COMMUNICATION BLOCK DIAGRAMS - EXISTING  
I-3 WTP 2 COMMUNICATION BLOCK DIAGRAMS - PROPOSED  
I-4 NEW WELL P&ID DIAGRAM  
I-5 REPLACEMENT WELL P&ID DIAGRAM  
I-6 REHAB WELL P&ID DIAGRAM  
I-7 WELL RTU WIRING DIAGRAM  
I-8 WELL PANEL DETAILS  
I-9 EXISTING WELL PANEL MODIFICATIONS  
I-10 EXISTING WELL RTU PANEL MODIFICATIONS  
I-11 WELL INSTRUMENTATION DETAILS - SHEET 1  
I-12 WELL INSTRUMENTATION DETAILS - SHEET 2

## **Task 2 – Raw Water Main Improvements:**

Subtask 2.1 – Project Meetings and Administrative Assistance: HEE will attend up to eleven (11) project meetings including:

- One (1) project kickoff meeting,
- Ten (10) combined meetings of the design and coordination workshops, design review meetings, and permit meetings.

Subtask 2.2 – Subconsultant Support Services: HEE will have limited involvement in this task except for identifying the anticipated fiber optic routing, manhole locations, etc. for the subsurface explorations relating to the water main routing and fiber optic routing from new well sites to WTP No.2 as well as existing well sites to WTP No.2, and WTP No.2 to CROC. HEE will assist with KHA to identify conflict locations for fiber optic cable routing and manhole locations. Assumption: KHA will provide background drawings required from WTP No.2 to CROC.

Subtask 2.3 – Raw Water Main Design: HEE will assist KHA with the horizontal alignment of the fiber optic routing, supporting manholes, road crossing, etc. Fiber optic routing will follow the raw water main routing from proposed new wells to WTP No.2. HEE assumes that KHA will provide base files for the proposed fiber optic routing between the new wells to WTP No.2 and WTP No.2 to CROC. KHA will prepare the easement requirements for the fiber optic route, if needed.

Subtask 2.4 – Construction Document Preparation: HEE will submit 60%, 90%, and final 100% (bidding) design drawings and technical specifications for Raw Water Main Improvements. HEE will attend review meetings for 60%, and 90% and provide responses to the review comments log.

Subtask 2.5 – Permitting: HEE will assist KHA with permitting requirements, including sign and seal drawings and specification cover for permitting. Printing full size drawings are excluded in HEE's scope and will be prepared by KHA and delivered to HEE's office for signing and sealing if hard-copied signing is required.

Subtask 2.6 – Bid Phase/CMAR GMP Services: HEE will attend a pre-bid meeting as well as a site walk-through to discuss the project. HEE will respond to the bidder's questions. HEE will respond to up to three (3) addenda during bidding phase.

Below is the anticipated HEE drawing list for this task.

### **Raw Water Main Improvements Drawing List:**

- E-1 ELECTRICAL LEGEND AND SYMBOLS
- E-2 ELECTRICAL GENERAL NOTES
- E-3 ELECTRICAL OVERALL SITE PLAN
- E-4 ENLARGED ELECTRICAL SITE PLAN - SHEET 1
- E-5 ENLARGED ELECTRICAL SITE PLAN - SHEET 2
- E-6 ENLARGED ELECTRICAL SITE PLAN - SHEET 3
- E-7 ENLARGED ELECTRICAL SITE PLAN - SHEET 4

- E-8 ENLARGED ELECTRICAL SITE PLAN - SHEET 5
- E-9 ENLARGED ELECTRICAL SITE PLAN - SHEET 6
- E-10 ENLARGED ELECTRICAL SITE PLAN - SHEET 7
- E-11 ENLARGED ELECTRICAL SITE PLAN - SHEET 8
- E-12 ENLARGED ELECTRICAL SITE PLAN - SHEET 9
- E-13 ENLARGED ELECTRICAL SITE PLAN - SHEET 10
- E-14 ENLARGED ELECTRICAL SITE PLAN - SHEET 11
- E-15 ENLARGED ELECTRICAL SITE PLAN - SHEET 12
- E-16 ENLARGED ELECTRICAL SITE PLAN - SHEET 13
- E-17 ENLARGED ELECTRICAL SITE PLAN - SHEET 14
- E-18 ENLARGED ELECTRICAL SITE PLAN - SHEET 15
- E-19 ENLARGED ELECTRICAL SITE PLAN - SHEET 16
- E-20 PROPOSED HSP BUILDING - ELECTRICAL PLAN
- E-21 PROPOSED NF MEMBRANE - ELECTRICAL PLAN
- E-22 EXISTING CONTROL BUILDING - ELECTRICAL PLAN
- E-23 COMMUNICATION RISER DIAGRAMS - SHEET 1
- E-24 COMMUNICATION RISER DIAGRAMS - SHEET 2
- E-25 YARD CONDUIT SCHEDULE
- E-26 EXISTING NETWORK RACK MODIFICATION
- E-27 ELECTRICAL DETAILS - SHEET 1
- E-28 ELECTRICAL DETAILS - SHEET 2
- E-29 ELECTRICAL DETAILS - SHEET 3
- E-30 ELECTRICAL DETAILS - SHEET 4
- E-31 ELECTRICAL DETAILS - SHEET 5

### **Task 3 – 30 MGD NF WTP No.2:**

Subtask 3.1 – Project Meetings and Administrative Assistance: HEE will attend up to thirty-five (35) project meetings including:

- One (1) project kickoff meeting,
- Thirty-four (34) combined meetings of the design and coordination workshops, design review meetings, and permit meetings.

Subtask 3.2 – Subconsultant Support Services: HEE will have limited involvement in this task except for identifying the existing utilities for the subsurface explorations relating to the proposed scope of work. The following buildings are expected to be included in the scope:

- WTP No.2 High Service Pump Station
- WTP No.2 Process and Administration Building
- WTP No.2 Clearwell
- WTP No.2 Transfer Pump Station
- WTP No.2 Chemical Building

Subtask 3.3 – Environmental Due Diligence, Geotechnical Engineering and Topographic Survey: HEE will not be involved with this subtask.

Subtask 3.4 – Pre-Treatment System Design: HEE will perform the electrical, I&C, fire alarm, and access control design for the pre-treatment system.

Subtask 3.5 – NF Treatment Process: HEE will perform the electrical, I&C, fire alarm, and access control design for the NF treatment system.

Subtask 3.6 – Post-Treatment System Design: HEE will perform the electrical, I&C, fire alarm, and access control design for the post-treatment system.

Subtask 3.7 – Finish Water Storage and High Service Pumping Units: HEE will assist with KHA for the electrical, I&C, fire alarm and access control design for the finish water storage and high service pumping process as needed.

Subtask 3.8 – Chemical Systems: HEE will perform the electrical and I&C design for the chemical system.

Subtask 3.9 – Yard Piping and Site Improvements: HEE will perform the electrical and I&C design associated with the yard piping and site improvements.

Subtask 3.10 – Building: HEE will perform the electrical, I&C, fire alarm, access control design for new High Service Pump Station, Nanofiltration Process, Post-Treatment Electrical, Chemical Storage and Feed Building.

Subtask 3.11 – Landscaping Improvements: HEE will assist with the electrical related design for the landscaping improvements.

Subtask 3.12 – Construction Document Preparation: HEE will submit 30%, 60%, 90%, and final 100% (bidding) design drawings and technical specifications for 30 MGD NF process improvements. HEE will attend review meetings for 30%, 60%, and 90% and provide respond to the review comments log.

Subtask 3.13 – WTP Permitting: HEE will assist KHA with permitting requirements, including sign and seal drawings and specification cover for permitting. Printing full size drawings are excluded in HEE's scope and will be prepared by KHA and delivered to HEE's office for signing and sealing, if hard-copied signing is required.

Subtask 3.14 – CMAR Bid Phase Services: HEE will attend a pre-bid meeting as well as a site walk-through to discuss the project. HEE will respond to the bidder's questions. HEE will respond to up to three (3) addenda during bidding phase.

Below is the anticipated HEE drawing list for this task.

**WTP 2 NF Treatment Process and Administration Building Drawing List:**

- E-1 ELECTRICAL LEGEND AND SYMBOLS
- E-2 ELECTRICAL GENERAL NOTES
- E-3 WTP 2 ELECTRICAL OVERALL SITE PLAN
- E-4 ENLARGED SITE PLAN - SHEET 1

E-5 ENLARGED SITE PLAN - SHEET 2  
E-6 ENLARGED SITE PLAN - SHEET 3  
E-7 ENLARGED SITE PLAN - SHEET 4  
E-8 ENLARGED SITE PLAN - SHEET 5  
E-9 ENLARGED SITE PLAN - SHEET 6  
E-10 EXISTING ONE LINE DIAGRAM - SHEET 1 DEMOLITION  
E-11 EXISTING ONE LINE DIAGRAM - SHEET 2 DEMOLITION  
E-12 EXISTING ONE LINE DIAGRAM - SHEET 3 DEMOLITION  
E-13 EXISTING ONE LINE DIAGRAM - SHEET 4 DEMOLITION  
E-14 ELECTRICAL ONE LINE DIAGRAM - SHEET 1  
E-15 ELECTRICAL ONE LINE DIAGRAM - SHEET 2  
E-16 ELECTRICAL ONE LINE DIAGRAM - SHEET 3  
E-17 ELECTRICAL ONE LINE DIAGRAM - SHEET 4  
E-18 ELECTRICAL ONE LINE DIAGRAM - SHEET 5  
E-19 ELECTRICAL ONE LINE DIAGRAM - SHEET 6  
E-20 MODIFIED ELECTRICAL ONE LINE DIAGRAM - SHEET 1  
E-21 MODIFIED ELECTRICAL ONE LINE DIAGRAM - SHEET 2  
E-22 MODIFIED ELECTRICAL ONE LINE DIAGRAM - SHEET 3  
E-23 SWITCHGEAR ELEVATION VIEW  
E-24 MCC ELEVATION VIEW  
E-25 CONTROL BUILDING - DEMOLITION ONE LINE  
E-26 FILTER BUILDING - DEMOLITION ONE LINE  
E-27 HYPO. BUILDING - DEMOLITION ONE LINE  
E-28 CONTROL BUILDING - MODIFIED ONE LINE  
E-29 FILTER BUILDING - MODIFIED ONE LINE  
E-30 HYPO. BUILDING - MODIFIED ONE LINE  
E-31 EXISTING ELEVATION DIAGRAMS  
E-32 SCHEMATIC DIAGRAMS - SHEET 1  
E-33 SCHEMATIC DIAGRAMS - SHEET 2  
E-34 SCHEMATIC DIAGRAMS - SHEET 3  
E-35 SCHEMATIC DIAGRAMS - SHEET 4  
E-36 SCHEMATIC DIAGRAMS - SHEET 5  
E-37 COMMUNICATION RISER DIAGRAM  
E-38 I&C RISER DIAGRAMS - SHEET 1  
E-39 I&C RISER DIAGRAMS - SHEET 2  
E-40 I&C RISER DIAGRAMS - SHEET 3  
E-41 I&C RISER DIAGRAMS - SHEET 4  
E-42 POWER RISER DIAGRAM - SHEET 1  
E-43 POWER RISER DIAGRAM - SHEET 2  
E-44 POWER RISER DIAGRAM - SHEET 3  
E-45 POWER RISER DIAGRAM - SHEET 4  
E-46 POWER RISER DIAGRAM - SHEET 5  
E-47 MISCELLANEOUS RISER DIAGRAMS - SHEET 1  
E-48 MISCELLANEOUS RISER DIAGRAMS - SHEET 2  
E-49 CCTV AND ACCESS CONTROL DIAGRAMS  
E-50 PANELBOARD SCHEDULES - SHEET 1  
E-51 PANELBOARD SCHEDULES - SHEET 2  
E-52 PANELBOARD SCHEDULES - SHEET 3  
E-53 PANELBOARD SCHEDULES - SHEET 4  
E-54 PANELBOARD SCHEDULES - SHEET 5  
E-55 LUMINAIRE SCHEDULE

E-56 LIGHTING CONTROL SENSOR SCHEDULE  
E-57 CIRCUIT SCHEDULES  
E-58 YARD CONDUIT SCHEDULE - SHEET 1  
E-59 YARD CONDUIT SCHEDULE - SHEET 2  
E-60 PRE-TREATMENT BUILDING - LIGHTING PLAN  
E-61 PRE-TREATMENT BUILDING - POWER PLAN  
E-62 PRE-TREATMENT BUILDING - ELECTRICAL PLAN  
E-63 PRE-TREATMENT BUILDING - GROUNDING PLAN  
E-64 PRE-TREATMENT BUILDING - ACCESS CONTROL PLAN  
E-65 NF PROCESS BUILDING OVERALL ELECTRICAL PLAN  
E-66 NF PROCESS BUILDING ELECTRICAL PLAN - LIGHTING PLAN SHEET 1  
E-67 NF PROCESS BUILDING ELECTRICAL PLAN - LIGHTING PLAN SHEET 2  
E-68 NF PROCESS BUILDING ELECTRICAL PLAN - LIGHTING PLAN SHEET 3  
E-69 NF PROCESS BUILDING ELECTRICAL PLAN - LIGHTING PLAN SHEET 4  
E-70 NF PROCESS BUILDING ELECTRICAL PLAN - POWER PLAN SHEET 1  
E-71 NF PROCESS BUILDING ELECTRICAL PLAN - POWER PLAN SHEET 2  
E-72 NF PROCESS BUILDING ELECTRICAL PLAN - POWER PLAN SHEET 3  
E-73 NF PROCESS BUILDING ELECTRICAL PLAN - POWER PLAN SHEET 4  
E-74 NF PROCESS BUILDING ELECTRICAL PLAN - ELECTRICAL PLAN SHEET 1  
E-75 NF PROCESS BUILDING ELECTRICAL PLAN - ELECTRICAL PLAN SHEET 2  
E-76 NF PROCESS BUILDING ELECTRICAL PLAN - ELECTRICAL PLAN SHEET 3  
E-77 NF PROCESS BUILDING ELECTRICAL PLAN - ELECTRICAL PLAN SHEET 4  
E-78 NF PROCESS BUILDING ELECTRICAL PLAN - ACCESS CONTROL PLAN  
E-79 NF PROCESS BUILDING ELECTRICAL PLAN - GROUNDING PLAN SHEET 1  
E-80 NF PROCESS BUILDING ELECTRICAL PLAN - GROUNDING PLAN SHEET 2  
E-81 POST-TREATMENT BUILDING - LIGHTING PLAN  
E-82 POST-TREATMENT BUILDING - POWER PLAN  
E-83 POST-TREATMENT BUILDING - ELECTRICAL PLAN  
E-84 POST-TREATMENT BUILDING - GROUNDING PLAN  
E-85 POST-TREATMENT BUILDING - ACCESS CONTROL PLAN  
E-86 CHEMICAL BUILDING - LIGHTING PLAN - SHEET 1  
E-87 CHEMICAL BUILDING - LIGHTING PLAN - SHEET 2  
E-88 CHEMICAL BUILDING - POWER PLAN - SHEET 1  
E-89 CHEMICAL BUILDING - POWER PLAN - SHEET 2  
E-90 CHEMICAL BUILDING - ELECTRICAL PLAN - SHEET 1  
E-91 CHEMICAL BUILDING - ELECTRICAL PLAN - SHEET 2  
E-92 CHEMICAL BUILDING - GROUNDING PLAN  
E-93 CHEMICAL BUILDING - ACCESS CONTROL PLAN  
E-94 NEW GROUND STORAGE TANK NO.4 - ELECTRICAL PLAN  
E-95 NEW GROUND STORAGE TANK NO.4 - GROUNDING PLAN  
E-96 NEW GROUND STORAGE TANK NO.5 - ELECTRICAL PLAN  
E-97 NEW GROUND STORAGE TANK NO.5 - GROUNDING PLAN  
E-98 NEW HSP BUILDING - PUMP ROOM - LIGHTING PLAN - SHEET 1  
E-99 NEW HSP BUILDING - PUMP ROOM - LIGHTING PLAN - SHEET 2  
E-100 NEW HSP BUILDING - PUMP ROOM - POWER PLAN - SHEET 1  
E-101 NEW HSP BUILDING - PUMP ROOM - POWER PLAN - SHEET 2  
E-102 NEW HSP BUILDING - PUMP ROOM - ELECTRICAL PLAN - SHEET 1  
E-103 NEW HSP BUILDING - PUMP ROOM - ELECTRICAL PLAN - SHEET 2  
E-104 NEW HSP BUILDING - GENERATOR ROOM - LIGHTING PLAN  
E-105 NEW HSP BUILDING - GENERATOR ROOM - POWER PLAN  
E-106 NEW HIGH SERVICE PUMP BUILDING - GROUNDING PLAN

E-107 NEW HIGH SERVICE PUMP BUILDING - ACCESS CONTROL PLAN  
 E-108 EXISTING CONTROL BUILDING - ELECTRICAL PLAN  
 E-109 EXISTING FILTER BUILDING - ELECTRICAL PLAN  
 E-110 EXISTING HYPO. BUILDING - ELECTRICAL PLAN  
 E-111 LIGHTING CONTROL DETAILS  
 E-112 ELECTRICAL DETAILS - SHEET 1  
 E-113 ELECTRICAL DETAILS - SHEET 2  
 E-114 ELECTRICAL DETAILS - SHEET 3  
 E-115 ELECTRICAL DETAILS - SHEET 4  
 E-116 ELECTRICAL DETAILS - SHEET 5  
 E-117 ELECTRICAL DETAILS - SHEET 6  
 E-118 SITE PHOTOMETRIC PLAN - SHEET 1  
 E-119 SITE PHOTOMETRIC PLAN - SHEET 2  
 E-120 SITE PHOTOMETRIC PLAN - SHEET 3  
 E-121 SITE PHOTOMETRIC PLAN - SHEET 4  
 E-122 PRE-TREATMENT BUILDING - PHOTOMETRIC PLAN  
 E-123 NF PROCESS BUILDING - PHOTOMETRIC PLAN SHEET 1  
 E-124 NF PROCESS BUILDING - PHOTOMETRIC PLAN SHEET 2  
 E-125 NF PROCESS BUILDING - PHOTOMETRIC PLAN SHEET 3  
 E-126 NF PROCESS BUILDING - PHOTOMETRIC PLAN SHEET 4  
 E-127 POST-TREATMENT BUILDING - PHOTOMETRIC PLAN  
 E-128 CHEMICAL BUILDING - PHOTOMETRIC PLAN SHEET 1  
 E-129 CHEMICAL BUILDING - PHOTOMETRIC PLAN SHEET 2  
 E-130 NEW HSP BUILDING - PHOTOMETRIC PLAN SHEET 1  
 E-131 NEW HSP BUILDING - PHOTOMETRIC PLAN SHEET 2  
 I-1 INSTRUMENTATION LEGEND AND SYMBOLS  
 I-2 WTP2 COMMUNICATION BLOCK DIAGRAMS - EXISTING  
 I-3 WTP2 COMMUNICATION BLOCK DIAGRAMS - PROPOSED SHEET 1  
 I-4 WTP2 COMMUNICATION BLOCK DIAGRAMS - PROPOSED SHEET 2  
 I-5 P&ID - RAW WATER WELLS AND DISTRIBUTION SYSTEM  
 I-6 P&ID - PRE-TREATMENT SYSTEM  
 I-7 P&ID - NF PROCESS OVERALL PLAN  
 I-8 P&ID - NF TRAINS - SHEET 1  
 I-9 P&ID - NF TRAINS - SHEET 2  
 I-10 P&ID - NF TRAINS - SHEET 3  
 I-11 P&ID - NF TRAINS - SHEET 4  
 I-12 P&ID - NF TRAINS - SHEET 5  
 I-13 P&ID - NF TRAINS - SHEET 6  
 I-14 P&ID - POST TREATMENT SYSTEM  
 I-15 P&ID - CHEMICAL SYSTEM - SHEET 1  
 I-16 P&ID - CHEMICAL SYSTEM - SHEET 2  
 I-17 P&ID - CHEMICAL SYSTEM - SHEET 3  
 I-18 P&ID - CHEMICAL SYSTEM - SHEET 4  
 I-19 P&ID - 5MG GROUND STORAGE TANKS  
 I-20 P&ID - HIGH SERVICE PUMPS - SHEET 1  
 I-21 P&ID - HIGH SERVICE PUMPS - SHEET 2  
 I-22 P&ID - MISCELLANEOUS SHEET 1  
 I-23 P&ID - MISCELLANEOUS SHEET 2  
 I-24 P&ID - MISCELLANEOUS SHEET 3  
 I-25 EXISTING PLC-5 PANEL MODIFICATIONS  
 I-26 EXISTING RIO-HYPO PANEL MODIFICATIONS

I-27	EXISTING RIO-1 PANEL MODIFICATIONS
I-28	AERATION CONTROL PANEL DETAILS
I-29	AERATION SYSTEM SCHEMATIC - SHEET 1
I-30	AERATION SYSTEM SCHEMATIC - SHEET 2
I-31	PLC PANEL DETAILS
I-32	RIO PANEL DETAILS
I-33	CONTROL PANEL DETAILS
I-34	INSTRUMENTATION LOOP DRAWINGS - SHEET 1
I-35	INSTRUMENTATION LOOP DRAWINGS - SHEET 2
I-36	INSTRUMENTATION LOOP DRAWINGS - SHEET 3
I-37	INSTRUMENTATION LOOP DRAWINGS - SHEET 4
I-38	INSTRUMENTATION LOOP DRAWINGS - SHEET 5
I-39	INSTRUMENTATION LOOP DRAWINGS - SHEET 6
I-40	INSTRUMENTATION LOOP DRAWINGS - SHEET 7
I-41	INSTRUMENTATION LOOP DRAWINGS - SHEET 8
I-42	INSTRUMENTATION LOOP DRAWINGS - SHEET 9
I-43	INSTRUMENTATION LOOP DRAWINGS - SHEET 10
I-44	INSTRUMENTATION LOOP DRAWINGS - SHEET 11
I-45	INSTRUMENTATION LOOP DRAWINGS - SHEET 12
I-46	INSTRUMENTATION LOOP DRAWINGS - SHEET 13
I-47	INSTRUMENTATION LOOP DRAWINGS - SHEET 14
I-48	INSTRUMENTATION LOOP DRAWINGS - SHEET 15
I-49	INSTRUMENTATION LOOP DRAWINGS - SHEET 16
I-50	INSTRUMENTATION LOOP DRAWINGS - SHEET 17
I-51	INSTRUMENTATION LOOP DRAWINGS - SHEET 18
I-52	INSTRUMENTATION LOOP DRAWINGS - SHEET 19
I-53	INSTRUMENTATION LOOP DRAWINGS - SHEET 20
I-54	INSTRUMENT DETAILS - SHEET 1
I-55	INSTRUMENT DETAILS - SHEET 2
I-56	INSTRUMENT DETAILS - SHEET 3
I-57	INSTRUMENT DETAILS - SHEET 4
I-58	INSTRUMENT DETAILS - SHEET 5
F-1	FIRE ALARM LEGEND AND SYMBOLS
F-2	FIRE ALARM COMMUNICATION DIAGRAM
F-3	NF BUILDING - FIRE ALARM PLAN SHEET 1
F-4	NF BUILDING - FIRE ALARM PLAN SHEET 2
F-5	NF BUILDING - FIRE ALARM PLAN SHEET 3
F-6	NF BUILDING - FIRE ALARM PLAN SHEET 4
F-7	POST TREATMENT BUILDING - FIRE ALARM PLAN SHEET 1
F-8	POST TREATMENT BUILDING - FIRE ALARM PLAN SHEET 2
F-9	CHEMICAL BUILDING - FIRE ALARM PLAN SHEET 1
F-10	CHEMICAL BUILDING - FIRE ALARM PLAN SHEET 2
F-11	CHEMICAL BUILDING - FIRE ALARM PLAN SHEET 3
F-12	HIGH SERVICE PUMP STATION - FIRE ALARM PLAN - SHEET 1
F-13	HIGH SERVICE PUMP STATION - FIRE ALARM PLAN - SHEET 2
F-14	EXISTING CONTROL BUILDING - FIRE ALARM PLAN
F-15	FIRE ALARM RISER DIAGRAMS - PRE-TREATMENT BUILDING
F-16	FIRE ALARM RISER DIAGRAMS - NF BUILDING - SHEET 1
F-17	FIRE ALARM RISER DIAGRAMS - NF BUILDING - SHEET 2
F-18	FIRE ALARM RISER DIAGRAMS - POST TREATMENT BUILDING
F-19	FIRE ALARM RISER DIAGRAMS - CHEMICAL BUILDING - SHEET 1

F-20	FIRE ALARM RISER DIAGRAMS - CHEMICAL BUILDING - SHEET 2
F-21	NF BUILDING - FIRE ALARM SCHEDULE SHEET 1
F-22	NF BUILDING - FIRE ALARM SCHEDULE SHEET 2
F-23	POST TREATMENT BUILDING - FIRE ALARM SCHEDULE SHEET 1
F-24	POST TREATMENT BUILDING - FIRE ALARM SCHEDULE SHEET 2
F-25	CHEMICAL BUILDING - FIRE ALARM SCHEDULE SHEET 1
F-26	CHEMICAL BUILDING - FIRE ALARM SCHEDULE SHEET 2
F-27	HIGH SERVICE PUMP STATION - FIRE ALARM SCHEDULE - SHEET 1
F-28	HIGH SERVICE PUMP STATION - FIRE ALARM SCHEDULE - SHEET 2
F-29	FIRE ALARM MISCELLANEOUS SCHEDULE
F-30	FIRE ALARM DETAILS - SHEET 1
F-31	FIRE ALARM DETAILS - SHEET 2

#### **Task 4 – PROJECT MANAGEMENT AND ADMINISTRATION:**

##### Subtask 4.1 – Project Management Services

Subtask 4.1.1 – Project and Quality Management Plan: This subtask will be performed by KHA.

Subtask 4.1.2 – Project Baseline Schedule: This subtask will be performed by KHA. HEE will assist KHA with any input required for the project baseline schedule.

Subtask 4.1.3 – Subconsultant Coordination and Administration: This subtask will be performed by KHA.

Subtask 4.1.4 – Monthly Reporting and Invoicing: HEE will provide monthly invoices to KHA and provide a description of progress.

Subtask 4.1.5 – Project Controls: This subtask will be performed by KHA.

Subtask 4.1.6 – Project Health and Safety Plan: This subtask will be performed by KHA.

##### Subtask 4.2 – Progress Meetings:

- Initiation/Kickoff Meeting: HEE will attend one (1) initiation/kickoff meeting.
- Project Quality Meeting: HEE will attend up to two (2) project quality meetings.
- Weekly Status Meetings: HEE will not attend weekly status meetings. KHA will attend weekly status meetings with PBC personnel.
- Monthly Progress Meetings: HEE will attend up to eight (8) monthly progress meetings.
- Coordination Meetings with other Subconsultants: HEE will attend coordination meetings with other subconsultants up to sixteen (16) coordination meetings.
- Monthly Progress Invoicing Meetings: HEE will not attend monthly progress invoicing meetings. KHA will attend monthly progress invoicing meetings with PBC personnel.

**Task 5 – QUALITY MANAGEMENT**

Task 5 will be performed by KHA.

**Task 6 – ALLOWANCE/OPTIONAL SERVICES:**

Task 6 will be performed by KHA.

Our proposed lump sum fee for Engineering Services is \$1,500,115.89 as per the attached fee breakdown sheet.

If you have any questions, please do not hesitate to call me.

Sincerely,

A handwritten signature in cursive script, appearing to read "Thein Win".

Thein Win, P.E.  
Senior Vice President  
Hillers Electrical Engineering, Inc.  
561-451-9165 x225

<b>Palm Beach County Water Utilities Department</b>											
<b>Contract for Consulting/Professional Services Water Treatment Plant No.2 Expansion</b>											
<b>Resolution No. Contract Dated</b>											
<b>Consultant Services Authorization:</b>											
<b>Subconsultant: Hillers Electrical Engineering, Inc.</b>											
<b>Project Title: Water Treatment Plant No.2 Expansion</b>											
<b>PBCWUD Project No.: 24-033</b>											
<b>HILLERS ELECTRICAL ENGINEERING, INC.</b>											
<b>Scope Fee Breakdown - Design Services</b>											
<b>Date: 3/11/2026</b>											
	Raw Rate	\$84.00	\$69.00	\$55.00	\$47.00	\$55.00	\$52.00	\$47.00			
	Multiplier	2.99	2.99	2.99	2.99	2.99	2.99	2.99			
	Base Rate	\$251.16	\$206.31	\$164.45	\$140.53	\$164.45	\$155.48	\$140.53			
		Proj. Man.	Profess Eng.	Lead Eng.	CADD/ Technician	Programmer	Const. Coordinator	Admin. Assist.	SUBTOTAL	TASK	TOTAL
PHASE OF WORK		Hours	Hours	Hours	Hours	Hours	Hours	Hours	Hours	COST	COST
<b>Task 1 - Wellfield Expansion</b>											<b>\$352,494.09</b>
Task 1.1 - Project Meetings and Administrative Assistance (11 x 3 hrs)		6	14	13					33	\$6,533.15	
Task 1.2 - Environ. Due Diligence, Geo Eng and Topographic Survey		0	0	0					0	\$0.00	
Task 1.3 - Design Engineering (10 new + 2 replacement + 14 rehab.)		12	72	72					156	\$29,708.64	
Task 1.4 - Construction Document Preparation											
90% Design		140	272	374	474			26	1286	\$223,048.02	
100% Design (Bidding)		42	118	112	140			8	420	\$74,110.14	
Task 1.5 - Permitting		0	12	12	28				52	\$8,383.96	
Task 1.6 - Bid Phase Services		2	14	24	24				64	\$10,710.18	
<b>Task 2 - Raw Water Main Improvements</b>											<b>\$142,389.78</b>
Task 2.1 - Project Meetings and Administrative Assistance (11 x 3 hrs)		0	16	16					32	\$5,932.16	
Task 2.2 - Subconsultant Support Services		0	0	0					0	\$0.00	
Task 2.3 - Raw Water Main Design											
Site Visits and Field Data Collection		0	28	34					62	\$11,367.98	
Coordinations (Disciplines and County)		0	16	16					32	\$5,932.16	
Task 2.4 - Construction Document Preparation											
60% Design		6	42	88	118			8	262	\$42,350.36	
90% Design		6	44	76	96			6	228	\$37,416.86	
100% Design (Bidding)		4	32	68	72			6	182	\$29,750.50	
Task 2.5 - Permitting		0	4	8	12				24	\$3,827.20	
Task 2.6 - Bid Phase Services		2	8	12	12				34	\$5,812.56	
<b>Task 3 - 30 MGD NF WTP No.2</b>											<b>\$969,561.32</b>
Task 3.1 - Project Meetings and Administrative Assistance (35 x 3 hrs)		0	48	48					96	\$17,796.48	
Task 3.2 - Subconsultant Support Services		0	0	0					0	\$0.00	
Task 3.3 - Environ. Due Diligence, Geo Eng and Topographic Survey		0	0	0					0	\$0.00	
Task 3.4 - Pre-Treatment System Design		8	16	24					48	\$9,257.04	
Task 3.5 - NF Treatment Process		16	16	24					56	\$11,266.32	
Task 3.6 - Post-Treatment System Design		8	12	16					36	\$7,116.20	
Task 3.7 - Finished Water Storage and High Service Pumping Units		16	24	24					64	\$12,916.80	
Task 3.8 - Chemical Systems		8	16	16					40	\$7,941.44	
Task 3.9 - Yard Piping and Site Improvements		0	0	0					0	\$0.00	
Task 3.10 - Buildings		6	12	16					34	\$6,613.88	
Task 3.11 - Landscaping Improvements		0	0	0					0	\$0.00	

PBCWUD Project No.: 24-033										
HILLERS ELECTRICAL ENGINEERING, INC.										
Scope Fee Breakdown - Design Services										
Date: 3/11/2026										
	Raw Rate	\$84.00	\$69.00	\$55.00	\$47.00	\$55.00	\$52.00	\$47.00		
	Multiplier	2.99	2.99	2.99	2.99	2.99	2.99	2.99		
	Base Rate	\$251.16	\$206.31	\$164.45	\$140.53	\$164.45	\$155.48	\$140.53		
		Proj. Man.	Profess Eng.	Lead Eng.	CADD/ Technician	Programmer	Const. Coordinator	Admin. Assist.	SUBTOTAL	TASK
PHASE OF WORK	Hours	Hours	Hours	Hours	Hours	Hours	Hours	Hours	Hours	TOTAL
									COST	COST
<b>Task 3.12 - Construction Document Preparation</b>										
30% Design	92	204	244	248				30	818	\$144,387.10
60% Design	144	374	406	464				30	1418	\$249,515.50
90% Design	168	442	490	524				24	1648	\$290,974.84
100% Design (Bidding)	106	240	324	188				24	882	\$159,211.52
<b>Task 3.13 - WTP Permitting</b>										
FDEP Permit	0	8	4	8					20	\$3,432.52
Lake Worth Drainage District Permit	0	8	4	8					20	\$3,432.52
PBC Building Department Permit	4	28	12	8					52	\$9,878.96
PBC Environmental Resource Management Permit	0	4	4	8					16	\$2,607.28
<b>Task 3.14 - CMAR Bid Phase Services</b>										
Pre-Bid Meeting	0	8	8						16	\$2,966.08
Bidding Addenda (3x)	16	48	48	56				4	172	\$30,246.84
<b>Task 4 - Project Management and Administration</b>										\$35,670.70
<b>Task 4.1 - Project Management Services</b>										
Task 4.1.1 - Project and Quality Management Plan	0	0	0						0	\$0.00
Task 4.1.2 - Project Baseline Schedule	0	4	0						4	\$825.24
Task 4.1.3 - Subconsultant Coordination and Administration	0	0	0						0	\$0.00
Task 4.1.4 - Monthly Reporting and Invoicing	0	12	0				18		30	\$5,005.26
Task 4.1.5 - Project Controls	0	0	0						0	\$0.00
Task 4.1.6 - Project Health and Safety Plan	0	0	0						0	\$0.00
<b>Task 4.2 - Progress Meetings</b>										
Initiation/Kickoff Meeting	0	4	8						12	\$2,140.84
Project Quality Meeting (2 x 4 hrs)	0	8	8						16	\$2,966.08
Weekly Status Meeting (KHA)	0	0	0						0	\$0.00
Monthly Progress Meeting (8 x 4 hrs)	0	32	32						64	\$11,864.32
Coordination Meeting (16 x 2 hrs)	4	32	32						68	\$12,868.96
Monthly Progress Invoicing Meeting (KHA)	0	0	0						0	\$0.00
<b>Task 5 - Quality Management (KHA)</b>										
	0	0	0						0	\$0.00
<b>Task 6 - Allowance/Optional Services (KHA)</b>										
	0	0	0						0	\$0.00
<b>Constructoin Services Total Hours</b>										
	816	2292	2717	2488	0	0	184		8497	
<b>Total Construction Phase Services Total Cost</b>										
	\$204,946.56	\$472,862.52	\$446,810.65	\$349,638.64	\$0.00	\$0.00	\$25,857.52			\$1,500,115.89

# JLA Geosciences, Inc.

HYDROGEOLOGIC CONSULTANTS

1907 Commerce Lane, Suite 104  
Jupiter, Florida 33458  
(561) 746-0228  
fax (561) 746-0119

March 11, 2026

Via Electronic Mail

Lance Littrell, P.E.  
Kimley-Horn and Associates, Inc.  
1920 Wekiva Way, Suite 200  
West Palm Beach, Florida 33411

**RE: *Proposal to provide Hydrogeologic Services for Palm Beach County Water Utilities Department, Water Treatment Plant No. 2 Expansion, WUD 24-033 REVISED***

JLA Geosciences, Inc. (JLA) is pleased to have the opportunity to provide our services to Kimley-Horn and Associates, Inc. (KHA) in assisting their client, Palm Beach County Water Utilities Department (PBCWUD), with the design of ten (10) additional Surficial Aquifer System (SAS) production wells and two (2) replacement SAS production wells at Water Treatment Plant (WTP) No. 2, located in West Palm Beach, Florida.

Our proposed scope of work is as follows:

**Task 1.0 WELLFIELD EXPANSION**

Task 1.1 **Project Meetings and Administrative Assistance** – JLA shall attend up to four (4) project meetings with PBCWUD including:

- One (1) project kickoff meeting
- One (1) preliminary design meeting
- Two (2) design review meetings

Task 1.2 **Environmental Due Diligence, Geotechnical Engineering and Topographic Survey – BY OTHERS**

Task 1.3 **Design Engineering – BY OTHERS**

Task 1.4 **Construction Document Preparation** – JLA will perform design for the proposed ten (10) new wells and two (2) replaced open hole wells, based on the Basis of Design Report completed under Consultant Service Agreement No. 1. JLA shall prepare and submit to the KHA 90% and final (100%) design phase specifications. This task shall include technical specifications and drawings pertaining to well construction. KHA shall provide PBCWUD comments in electronic format. JLA shall review and respond to the PBCWUD comments and utilize the agreed upon changes for the following design.

Proposal for PBCWUD/KHA Water Treatment Plant No. 2 Expansion  
March 11, 2026  
Page 2 of 2

Task 1.4 – Deliverables

- 90% Design Specifications and Project Drawings – in electronic format (PDF).
- Final 100% Design Specifications and Project Drawings – in electronic format (PDF).

Task 1.4 – Assumptions

- All Deliverables shall be submitted directly to KHA.

Task 1.5 **Permitting – BY OTHERS**

Task 1.6 **Bidding Assistance** - JLA shall review submitted contractor bids and shall provide comments of bid values, specific to well construction line items, to KHA. JLA shall assist KHA in the preparation of up to two (2) Requests for Information (RFIs) from bidders as they relate to well construction.

Task 1.6 – Deliverables

- Review and provide responses for up to two (2) Requests for Information requests from Bidders for well construction related items in electronic format (email).
- Review and provide comments of bid values in electronic format (email).

Task 1.6 – Assumptions

- Final preparation of deliverables to PBCWUD shall be performed by KHA.

**TOTAL LUMP SUM COST ESTIMATE** **\$72,206.40**

We thank you for this opportunity to provide KHA and PBCWUD with our services. If you have any questions, please don't hesitate to call me.

Sincerely,  
**JLA Geosciences, Inc.**



James L. Andersen, P.G.  
President, JLA Geosciences, Inc.

Attachments

jla/rks

Palm Beach County Water Utilities Department  
 Contract for Consulting/Professional Services Water Treatm  
 Resolution No. R2024-1424 Contract Dated 10/22/2024  
 Consultant Services Authorization No.: 2  
 SubConsultant: JLA Geosciences, Inc.  
 Project Title: Water Treatment Plant No. 2 Expansion  
 PBCWUD Project No.: 24-033

**BUDGET SUMMARY FOR JLA Geosciences, Inc.**

Task Number	Task Description	Principal Modeling	TOTALS			
			Total Hours	Total Labor	Total Expenses	Total Labor and Expenses
	Raw Rate RANGE frm MASTER EXHIBIT C UPDATE	\$75.05.00 - \$88.00				
	2025 Raw Rate >	\$ 88.00				
	Multiplier >	2.80				
	Bill Rate >	\$ 246.40				
<b>TASK 1</b>	<b>DESIGN PHASE SERVICES</b>					
	<i>Project Meetings and Administrative Assistance</i>			\$ 15,960.00	\$ -	\$ 15,960.00
	<i>Construction Document Preparation</i>			\$ 50,444.80	\$ -	\$ 50,444.80
	<i>Bidding Assistance</i>			\$ 5,801.60	\$ -	\$ 5,801.60
	<b>Task 1 - Subtotal</b>	<b>0</b>	<b>0</b>	<b>\$ 72,206.40</b>	<b>0</b>	<b>\$ 72,206.40</b>
	<b>Labor Subtotal Hours</b>	<b>0</b>	<b>350</b>			
	<b>Labor Raw Costs</b>	\$ -		\$ 25,788.00		
	<b>Labor Subtotal (Bill Rate * Labor Subtotal Hours)</b>	\$ -		\$ 72,206.40		
	<b>PROJECT TOTAL (LUMP SUM)</b>		<b>0</b>	<b>\$ 72,206.40</b>		<b>\$ 72,206.40</b>

## Scope of Work (03-12-26)

### Geotechnical Engineering Services Palm Beach County Water Treatment Plant No. 2 (WTP No. 2) Expansion Project PBCWUD Project No. 24-033

#### Introduction

This scope of work describes the Geotechnical Engineering Services that will be provided by WIRX Engineering, LLC (WIRX) to support design of the Palm Beach County Water Treatment Plant No. 2 (WTP No. 2) Expansion Project (Project). WIRX will perform the geotechnical field and laboratory testing programs as detailed below. The purpose of this work is to obtain information regarding subsurface materials for the Project. This investigation program is based on the preliminary concepts currently envisioned within the Project. Additional geotechnical investigations may be required as the design evolves.

#### Task 1.2 – Wellfield Expansion

We understand that this task includes the design of ten (10) additional Surficial well sites at WTP No. 2, the design of two (2) replaced open hole wells within the existing wellfield at WTP No. 2, and the design of electrical and pumping upgrades of fourteen (14) existing wells within the WTP No. 2 wellfield.

##### Subtask 1.2.1 - Site Reconnaissance & Utility Clearances

WIRX will conduct a site visit and coordinate with Sunshine 811 to determine if the proposed boring locations are free of conflict with existing above ground and underground structures or utilities (water pipes, electric lines, etc.). For any boring locations within the plant site, a private underground utility locator will be retained to scan the proposed test locations using ground penetrating radar technology.

##### Subtask 1.2.2 - Exploratory Borings

WIRX will mobilize drilling equipment and drilling crews to the Project site. Truck-mounted and/or track-mounted drilling equipment will be used as necessary and appropriate to access planned boring locations. Boring locations will be staked in the field by the drilling crew and the horizontal coordinates of the drill location estimated by aid of a handheld GPS unit. Boring location elevation and actual horizontal coordinates will be measured by the Project Surveyor.

Standard Penetration Test (SPT) borings will be performed in general accordance with ASTM D1586. Drilling shall consist of wet-rotary borings to facilitate identification of subsurface materials and the collection of samples during the performance of the Standard Penetration Test. Borings shall be backfilled with a neat cement bentonite grout upon completion.

The boring program will consist of the following:

Location	Boring Quantity & Type	Depth
Surficial Wells	24 – SPT	20 feet

SPT samples will be collected continuously to a depth of 10 feet and in 5 feet intervals thereafter. Groundwater levels shall be recorded for each SPT boring performed. SPT blow counts and resulting N-Value will be recorded as well as a field visual classification of the recovered materials. The soil borings will be logged in the field by an Engineer.

Subtask 1.2.3 - Soil Laboratory Testing

WIRX will perform the following geotechnical laboratory testing services and analyses on the collected samples. The number of samples tested shall be appropriate to classify the various components of the subsurface soil profile and as needed to support engineering assessment and analysis of the project features.

Laboratory Test	Test Frequency	Total Tests
Moisture Contents - ASTM D2216	2 per boring	48
Sieve Analysis (Complete) - ASTM D422	1 per 3 borings	8
Sieve Analysis (-200 Sieve Only) – ASTM D1140	1 per boring	24
Organic Content – ASTM D2974	1 per boring	24
Atterberg Limits (Liquid Limit, Plastic Limit & Plasticity Index) - ASTM D4318	1 per 5 borings	5

Subtask 1.2.4 – Professional Services

WIRX will attend design and progress meetings, as deemed necessary. WIRX will perform appropriate geotechnical engineering analyses and prepare a geotechnical engineering report providing the results of the SPT borings, the soil laboratory testing, and recommendations for design regarding excavation, trenching, pipeline installation, shoring requirements, fill and backfill, and compaction for the proposed work.

**Task 2.2 – Raw Water Main Improvements**

We understand that this task includes the design of raw water piping infrastructure needed to convey the added raw water capacity to WTP No. 2. The pipeline will likely be installed using a combination of open cut, jack and bore, and horizontal direction drilling methodology.

Subtask 2.2.1 - Site Reconnaissance & Utility Clearances

WIRX will conduct a site visit and coordinate with Sunshine 811 to determine if the proposed boring locations are free of conflict with existing above ground and underground structures or utilities (water pipes, electric lines, etc.). For any boring locations within the plant site, a private underground utility locator will be retained to scan the proposed test locations using ground penetrating radar technology.

Subtask 2.2.2 - Exploratory Borings

WIRX will mobilize drilling equipment and drilling crews to the Project site. Truck-mounted and/or track-mounted drilling equipment will be used as necessary and appropriate to access planned boring locations. Boring locations will be staked in the field by the drilling crew and the horizontal coordinates of the drill location estimated by aid of a handheld GPS unit. Boring location elevation and actual horizontal coordinates will be measured by the Project Surveyor.

It is assumed that Temporary Traffic Control (TTC) will not be needed during our field investigation for traffic control and safety purposes.

Standard Penetration Test (SPT) borings will be performed in general accordance with ASTM D1586. Drilling shall consist of wet-rotary borings to facilitate identification of subsurface materials and the collection of samples during the performance of the Standard Penetration Test. Borings shall be backfilled with a neat cement bentonite grout upon completion.

The boring program will consist of the following:

Location	Boring Quantity & Type	Depth
Open Cut Excavations	40 – SPT	15 feet
Directional Drill	15 – SPT	50 feet

SPT samples will be collected continuously to a depth of 10 feet and in 5 feet intervals thereafter. Groundwater levels shall be recorded for each SPT boring performed. SPT blow counts and resulting N-Value will be recorded as well as a field visual classification of the recovered materials. The soil borings will be logged in the field by an Engineer.

Subtask 2.2.3 - Soil Laboratory Testing

WIRX will perform the following geotechnical laboratory testing services and analyses on the collected samples. The number of samples tested shall be appropriate to classify the various components of the subsurface soil profile and as needed to support engineering assessment and analysis of the project features.

Laboratory Test	Test Frequency	Total Tests
Moisture Contents - ASTM D2216	2 per boring	110
Sieve Analysis (Complete) - ASTM D422	1 per 3 borings	19
Sieve Analysis (-200 Sieve Only) – ASTM D1140	1 per boring	55
Organic Content – ASTM D2974	1 per boring	55
Atterberg Limits (Liquid Limit, Plastic Limit & Plasticity Index) - ASTM D4318	1 per 5 borings	11

Subtask 2.2.4 – Professional Services

WIRX will attend design and progress meetings, as deemed necessary. WIRX will perform appropriate geotechnical engineering analyses and prepare a geotechnical engineering report providing the results of the SPT borings, the soil laboratory testing, and recommendations for design regarding excavation, trenching, pipeline installation, shoring requirements, fill and backfill, and compaction for the proposed work.

### Task 3.2 – 30 MGD NF WTP No. 2

We understand that this task includes the design of a process building, clearwell, chemical feed building, transfer pump station, high service pump station and 2 additional 5 MG ground storage tanks.

#### Subtask 3.2.1 - Site Reconnaissance & Utility Clearances

WIRX will conduct a site visit and coordinate with Sunshine 811 to determine if the proposed boring locations are free of conflict with existing above ground and underground structures or utilities (water pipes, electric lines, etc.). For any boring locations within the plant site, a private underground utility locator will be retained to scan the proposed test locations using ground penetrating radar technology.

#### Subtask 3.2.2 - Exploratory Borings

WIRX will mobilize drilling equipment and drilling crews to the Project site. Truck-mounted and/or track-mounted drilling equipment will be used as necessary and appropriate to access planned boring locations. Boring locations will be staked in the field by the drilling crew and the horizontal coordinates of the drill location estimated by aid of a handheld GPS unit. Boring location elevation and actual horizontal coordinates will be measured by the Project Surveyor.

Standard Penetration Test (SPT) borings will be performed in general accordance with ASTM D1586. Drilling shall consist of wet-rotary borings to facilitate identification of subsurface materials and the collection of samples during the performance of the Standard Penetration Test. Borings shall be backfilled with a neat cement bentonite grout upon completion.

The boring program will consist of the following:

Location	Boring Quantity & Type	Depth
HSPS	4 – SPT	20 feet
5 MG GST #1	1 – SPT	140 feet
	4 – SPT	40 feet
5 MG GST #2	1 – SPT	140 feet
	4 – SPT	40 feet
Process Building	24 – SPT	20 feet
Clearwell	4 – SPT	20 feet
	4 – SPT	50 feet
Chemical Feed Building	8 – SPT	20 feet
Transfer Pump Station	4 – SPT	20 feet

SPT samples will be collected continuously to a depth of 10 feet and in 5 feet intervals thereafter. Groundwater levels shall be recorded for each SPT boring performed. SPT blow counts and resulting N-Value will be recorded as well as a field visual classification of the recovered materials. The soil borings will be logged in the field by an Engineer.

### Subtask 3.2.3 - Soil Laboratory Testing

WIRX will perform the following geotechnical laboratory testing services and analyses on the collected samples. The number of samples tested shall be appropriate to classify the various components of the subsurface soil profile and as needed to support engineering assessment and analysis of the project features.

<b>Laboratory Test</b>	<b>Test Frequency</b>	<b>Total Tests</b>
Moisture Contents - ASTM D2216	4 per boring	176
Sieve Analysis (Complete) - ASTM D422	1 per 2 borings	29
Sieve Analysis (-200 Sieve Only) – ASTM D1140	2 per boring	116
Organic Content – ASTM D2974	1 per boring	58
Atterberg Limits (Liquid Limit, Plastic Limit & Plasticity Index) - ASTM D4318	1 per 5 borings	12
Corrosion Series Testing – FM 5-550, 551, 552 & 553	N/A	5

### Subtask 3.2.4 – Professional Services

WIRX will attend design and progress meetings, as deemed necessary. WIRX will perform appropriate geotechnical engineering analyses and prepare a geotechnical engineering report providing the results of the SPT borings, the soil laboratory testing, and site preparation and foundation recommendations.



**Geotechnical Fee Estimate (03/12/26)**

**Geotechnical Engineering Services  
PBC Water Treatment Plant No. 2 (WTP No. 2) Expansion Project  
PBCWUD Project No. 24-033**

<b><u>Task 1.2 – Wellfield Expansion</u></b>	
1.2.1 - Site Reconnaissance & Utility Clearances	\$8,263.28
1.2.2 - Exploratory Borings	\$32,751.70
1.2.3 - Soil Laboratory Testing	\$6,875.44
1.2.4 - Professional Services (Meetings & Design)	\$19,606.56
<b>Task 1.2 Subtotal</b>	<b>\$67,496.98</b>
<b><u>Task 2.2 – Raw Water Main Improvements</u></b>	
2.2.1 - Site Reconnaissance & Utility Clearances	\$12,394.92
2.2.2 - Exploratory Borings	\$96,431.30
2.2.3 - Soil Laboratory Testing	\$15,774.36
2.2.4 - Professional Services (Meetings & Design)	\$39,915.48
<b>Task 2.2 Subtotal</b>	<b>\$164,516.06</b>
<b><u>Task 3.2 – 30 MGD NF WTP No. 2</u></b>	
3.2.1 - Site Reconnaissance & Utility Clearances	\$12,394.92
3.2.2 - Exploratory Borings	\$121,405.28
3.2.3 - Soil Laboratory Testing	\$23,792.84
3.2.4 - Professional Services (Meetings & Design)	\$59,912.16
<b>Task 3.2 Subtotal</b>	<b>\$217,505.20</b>
<b>Estimated Project Total</b>	<b>\$449,518.24</b>



**Task 1.2 – Wellfield Expansion**

**Geotechnical Engineering Services  
PBC Water Treatment Plant No. 2 (WTP No. 2) Expansion Project  
PBCWUD Project No. 24-033**

	Qty	Unit	Unit Price	Total
<b>1.2.1 SITE RECONNAISSANCE &amp; UTILITY CLEARANCES</b>				
1.2.1A Staff Engineer	24	Hour	\$ 129.81	\$ 3,115.44
1.2.1B Project Engineer	16	Hour	\$ 159.24	\$ 2,547.84
1.2.1C Ground Penetrating Radar	2	Day	\$ 1,300.00	\$ 2,600.00
			<b>SUBTOTAL</b>	<b>\$ 8,263.28</b>
<b>1.2.2 EXPLORATORY BORINGS</b>				
1.2.2A Drilling Equipment (Truck) Mobilization	2	Each	\$ 550.00	\$ 1,100.00
1.2.2B Support Vehicle	7	Day	\$ 275.00	\$ 1,925.00
1.2.2C SPT Boring (0-50')	480	Foot	\$ 22.00	\$ 10,560.00
1.2.2D SPT Boring (50-100')	0	Foot	\$ 26.00	\$ -
1.2.2E Temporary Casing (0-50')	480	Foot	\$ 12.00	\$ 5,760.00
1.2.2F Temporary Casing (50-100')	0	Foot	\$ 15.00	\$ -
1.2.2G Borehole Grouting (0-50')	480	Foot	\$ 9.00	\$ 4,320.00
1.2.2H Borehole Grouting (50-100')	0	Foot	\$ 11.00	\$ -
1.2.2I Logging - Staff Engineer	70	Hour	\$ 129.81	\$ 9,086.70
			<b>SUBTOTAL</b>	<b>\$ 32,751.70</b>
<b>1.2.3 SOIL LABORATORY TESTING</b>				
1.2.3A Samples Classification - Project Engineer	6	Hour	\$ 159.24	\$ 955.44
1.2.3B Moisture Content	48	Test	\$ 25.00	\$ 1,200.00
1.2.3C Sieve Analysis (Complete)	8	Test	\$ 105.00	\$ 840.00
1.2.3D Sieve Analysis (-200 Sieve Only)	24	Test	\$ 55.00	\$ 1,320.00
1.2.3E Organic Content	24	Test	\$ 65.00	\$ 1,560.00
1.2.3F Liquid Limit	5	Test	\$ 105.00	\$ 525.00
1.2.3G Plastic Limit & Plasticity Index	5	Test	\$ 95.00	\$ 475.00
			<b>SUBTOTAL</b>	<b>\$ 6,875.44</b>
<b>1.2.4 PROFESSIONAL SERVICES (MEETINGS &amp; DESIGN)</b>				
1.2.4A Senior Engineer	16	Hour	\$ 175.59	\$ 2,809.44
1.2.4B Project Engineer	32	Hour	\$ 159.24	\$ 5,095.68
1.2.4C Staff Engineer	64	Hour	\$ 129.81	\$ 8,307.84
1.2.4D CAD Operator	32	Hour	\$ 86.55	\$ 2,769.60
1.2.4E Clerical	8	Hour	\$ 78.00	\$ 624.00
			<b>SUBTOTAL</b>	<b>\$ 19,606.56</b>
			<b>TOTAL AMOUNT</b>	<b>\$ 67,496.98</b>



**Task 2.2 – Raw Water Main Improvements**

**Geotechnical Engineering Services  
PBC Water Treatment Plant No. 2 (WTP No. 2) Expansion Project  
PBCWUD Project No. 24-033**

	Qty	Unit	Unit Price	Total
<b>2.2.1 SITE RECONNAISSANCE &amp; UTILITY CLEARANCES</b>				
2.2.1A Staff Engineer	36	Hour	\$ 129.81	\$ 4,673.16
2.2.1B Project Engineer	24	Hour	\$ 159.24	\$ 3,821.76
2.2.1C Ground Penetrating Radar	3	Day	\$ 1,300.00	\$ 3,900.00
			<b>SUBTOTAL</b>	<b>\$ 12,394.92</b>
<b>2.2.2 EXPLORATORY BORINGS</b>				
2.2.2A Drilling Equipment (Truck) Mobilization	4	Each	\$ 550.00	\$ 2,200.00
2.2.2B Support Vehicle	23	Day	\$ 275.00	\$ 6,325.00
2.2.2C SPT Boring (0-50')	1350	Foot	\$ 22.00	\$ 29,700.00
2.2.2D SPT Boring (50-100')	0	Foot	\$ 26.00	\$ -
2.2.2E Temporary Casing (0-50')	1350	Foot	\$ 12.00	\$ 16,200.00
2.2.2F Temporary Casing (50-100')	0	Foot	\$ 15.00	\$ -
2.2.2G Borehole Grouting (0-50')	1350	Foot	\$ 9.00	\$ 12,150.00
2.2.2H Borehole Grouting (50-100')	0	Foot	\$ 11.00	\$ -
2.2.2I Logging - Staff Engineer	230	Hour	\$ 129.81	\$ 29,856.30
			<b>SUBTOTAL</b>	<b>\$ 96,431.30</b>
<b>2.2.3 SOIL LABORATORY TESTING</b>				
2.2.3A Samples Classification - Project Engineer	14	Hour	\$ 159.24	\$ 2,229.36
2.2.3B Moisture Content	110	Test	\$ 25.00	\$ 2,750.00
2.2.3C Sieve Analysis (Complete)	19	Test	\$ 105.00	\$ 1,995.00
2.2.3D Sieve Analysis (-200 Sieve Only)	55	Test	\$ 55.00	\$ 3,025.00
2.2.3E Organic Content	55	Test	\$ 65.00	\$ 3,575.00
2.2.3F Liquid Limit	11	Test	\$ 105.00	\$ 1,155.00
2.2.3G Plastic Limit & Plasticity Index	11	Test	\$ 95.00	\$ 1,045.00
			<b>SUBTOTAL</b>	<b>\$ 15,774.36</b>
<b>2.2.4 PROFESSIONAL SERVICES (MEETINGS &amp; DESIGN)</b>				
2.2.4A Senior Engineer	36	Hour	\$ 175.59	\$ 6,321.24
2.2.4B Project Engineer	64	Hour	\$ 159.24	\$ 10,191.36
2.2.4C Staff Engineer	128	Hour	\$ 129.81	\$ 16,615.68
2.2.4D CAD Operator	64	Hour	\$ 86.55	\$ 5,539.20
2.2.4E Clerical	16	Hour	\$ 78.00	\$ 1,248.00
			<b>SUBTOTAL</b>	<b>\$ 39,915.48</b>
			<b>TOTAL AMOUNT</b>	<b>\$ 164,516.06</b>



Task 3.2 – 30 MGD NF WTP No. 2

Geotechnical Engineering Services  
PBC Water Treatment Plant No. 2 (WTP No. 2) Expansion Project  
PBCWUD Project No. 24-033

	Qty	Unit	Unit Price	Total
<b>3.2.1 SITE RECONNAISSANCE &amp; UTILITY CLEARANCES</b>				
3.2.1A Staff Engineer	36	Hour	\$ 129.81	\$ 4,673.16
3.2.1B Project Engineer	24	Hour	\$ 159.24	\$ 3,821.76
3.2.1C Ground Penetrating Radar	3	Day	\$ 1,300.00	\$ 3,900.00
			<b>SUBTOTAL</b>	<b>\$ 12,394.92</b>
<b>3.2.2 EXPLORATORY BORINGS</b>				
3.2.2A Drilling Equipment (Truck) Mobilization	4	Each	\$ 550.00	\$ 2,200.00
3.2.2B Support Vehicle	24	Day	\$ 275.00	\$ 6,600.00
3.2.2C SPT Boring (0-50')	1500	Foot	\$ 22.00	\$ 33,000.00
3.2.2D SPT Boring (50-100')	100	Foot	\$ 26.00	\$ 2,600.00
3.2.2E SPT Boring (100-150')	80	Foot	\$ 36.00	\$ 2,880.00
3.2.2F Temporary Casing (0-50')	1500	Foot	\$ 12.00	\$ 18,000.00
3.2.2G Temporary Casing (50-100')	100	Foot	\$ 15.00	\$ 1,500.00
3.2.2H Temporary Casing (100-150')	80	Foot	\$ 20.00	\$ 1,600.00
3.2.2I Borehole Grouting (0-50')	1500	Foot	\$ 9.00	\$ 13,500.00
3.2.2J Borehole Grouting (50-100')	100	Foot	\$ 11.00	\$ 1,100.00
3.2.2K Borehole Grouting (100-150')	80	Foot	\$ 13.00	\$ 1,040.00
3.2.2L Logging - Staff Engineer	288	Hour	\$ 129.81	\$ 37,385.28
			<b>SUBTOTAL</b>	<b>\$ 121,405.28</b>
<b>3.2.3 SOIL LABORATORY TESTING</b>				
3.2.3A Samples Classification - Project Engineer	16	Hour	\$ 159.24	\$ 2,547.84
3.2.3B Moisture Content	176	Test	\$ 25.00	\$ 4,400.00
3.2.3C Sieve Analysis (Complete)	29	Test	\$ 105.00	\$ 3,045.00
3.2.3D Sieve Analysis (-200 Sieve Only)	116	Test	\$ 55.00	\$ 6,380.00
3.2.3E Organic Content	58	Test	\$ 65.00	\$ 3,770.00
3.2.3F Liquid Limit	12	Test	\$ 105.00	\$ 1,260.00
3.2.3G Plastic Limit & Plasticity Index	12	Test	\$ 95.00	\$ 1,140.00
3.2.3H Corrosion Series	5	Test	\$ 250.00	\$ 1,250.00
			<b>SUBTOTAL</b>	<b>\$ 23,792.84</b>
<b>3.2.4 PROFESSIONAL SERVICES (MEETINGS &amp; DESIGN)</b>				
3.2.4A Senior Engineer	64	Hour	\$ 175.59	\$ 11,237.76
3.2.4B Project Engineer	120	Hour	\$ 159.24	\$ 19,108.80
3.2.4C Staff Engineer	160	Hour	\$ 129.81	\$ 20,769.60
3.2.4D CAD Operator	80	Hour	\$ 86.55	\$ 6,924.00
3.2.4E Clerical	24	Hour	\$ 78.00	\$ 1,872.00
			<b>SUBTOTAL</b>	<b>\$ 59,912.16</b>
<b>TOTAL AMOUNT</b>				<b>\$ 217,505.20</b>

**ATTACHMENT E  
BUDGET SUMMARY**

Palm Beach County Water Utilities Department  
 Contract for Consulting/Professional Services Water Treatment Plant No. 2 Expansion  
 Resolution No. 2024-1424 Contract Dated 10/22/2024  
 Consultant Services Authorization No.: 2  
 Consultant: WIRX Engineering LLC  
 Project Title: Water Treatment Plant No. 2 Expansion  
 PBCWUD Project No.: 24-033

**BUDGET SUMMARY FOR FIRM**

Task Number	Task Description	Principal Engineer (PE)	Sr. Engineer (PE) / Project Manager	Project Engineer (PE)	Staff Engineer	CADD Operator	Clerical	Total Hours	PRIME TOTALS		
									Total Labor	Total Expenses	Total Labor and Expenses
	Raw Rate RANGE frm MASTER EXHIBIT C UPDATE	\$70.00-\$80.00	\$55.00-\$65.00	\$50.00-\$60.00	\$40.00-\$50.00	\$25.00-\$35.00	\$25.00-\$30.00				
	2024 Raw Rate >	\$ 76.92	\$ 58.53	\$ 53.08	\$ 43.27	\$ 28.85	\$ 26.00				
	Multiplier >	3.00	3.00	3.00	3.00	3.00	3.00				
	Bill Rate >	\$ 230.76	\$ 175.59	\$ 159.24	\$ 129.81	\$ 86.55	\$ 78.00				
TASK 1.2	Wellfield Expansion										
	LINE ITEM FOR TASK 1.2		16	54	158	32	8		\$ 35,311.98	\$ 32,185.00	\$ 67,496.98
									\$ -	\$ -	\$ -
	Task 1 - Subtotal	0	16	54	158	32	8	268	\$ 35,311.98	\$ 32,185.00	\$ 67,496.98
TASK 2.2	Raw Water Main Improvements										
	LINE ITEM FOR TASK 2.2		36	102	394	64	16		\$ 80,496.06	\$ 84,020.00	\$ 164,516.06
									\$ -	\$ -	\$ -
	Task 2 - Subtotal	0	36	102	394	64	16	612	\$ 80,496.06	\$ 84,020.00	\$ 164,516.06
TASK 3.2	21 MGD NF WTP No. 2										
	LINE ITEM FOR TASK 3		64	160	484	80	24		\$ 108,340.20	\$ 109,165.00	\$ 217,505.20
									\$ -	\$ -	\$ -
	Task 3 - Subtotal	0	64	160	484	80	24	812	\$ 108,340.20	\$ 109,165.00	\$ 217,505.20
TASK 4	NAME										
	LINE ITEM FOR TASK 4								\$ -	\$ -	\$ -
									\$ -	\$ -	\$ -
	Task 4 - Subtotal	0	0	0	0	0	0	0	\$ -	\$ -	\$ -
TASK 5	NAME										
	LINE ITEM FOR TASK 5								\$ -	\$ -	\$ -
									\$ -	\$ -	\$ -
	Task 5 - Subtotal	0	0	0	0	0	0	0	\$ -	\$ -	\$ -
	Labor Subtotal Hours	0	116	316	1036	176	48	1692			
	Labor Raw Costs	\$ -	\$ 6,789.48	\$ 16,773.28	\$ 44,827.72	\$ 5,077.60	\$ 1,248.00		\$ 74,716.08		

**ATTACHMENT E  
BUDGET SUMMARY**

Palm Beach County Water Utilities Department  
 Contract for Consulting/Professional Services Water Treatment Plant No. 2 Expansion  
 Resolution No. 2024-1424 Contract Dated 10/22/2024  
 Consultant Services Authorization No.: 2  
 Consultant: WIRX Engineering LLC  
 Project Title: Water Treatment Plant No. 2 Expansion  
 PBCWUD Project No.: 24-033

**BUDGET SUMMARY FOR FIRM**

Task Number	Task Description	Principal Engineer (PE)	Sr. Engineer (PE) / Project Manager	Project Engineer (PE)	Staff Engineer	CADD Operator	Clerical	PRIME TOTALS			
								Total Hours	Total Labor	Total Expenses	Total Labor and Expenses
	Raw Rate RANGE frm MASTER EXHIBIT C UPDATE	\$70.00-\$80.00	\$55.00-\$65.00	\$50.00-\$60.00	\$40.00-\$50.00	\$25.00-\$35.00	\$25.00-\$30.00				
	2024 Raw Rate >	\$ 76.92	\$ 58.53	\$ 53.08	\$ 43.27	\$ 28.85	\$ 26.00				
	Multiplier >	3.00	3.00	3.00	3.00	3.00	3.00				
	Bill Rate >	\$ 230.76	\$ 175.59	\$ 159.24	\$ 129.81	\$ 86.55	\$ 78.00				
	<b>Labor Subtotal (Bill Rate * Labor Subtotal Hours)</b>	\$ -	\$ 20,368.44	\$ 50,319.84	\$ 134,483.16	\$ 15,232.80	\$ 3,744.00		\$ 224,148.24		
	<b>PROJECT TOTAL</b>							1692	\$ 224,148.24		\$ 449,518.24

## ATTACHMENT F

Palm Beach County Water Utilities Department  
Contract for Consulting/Professional Services  
*Water Treatment Plant No. 2 Expansion*  
Resolution No. R2024-1424 Contract Dated October 22, 2024

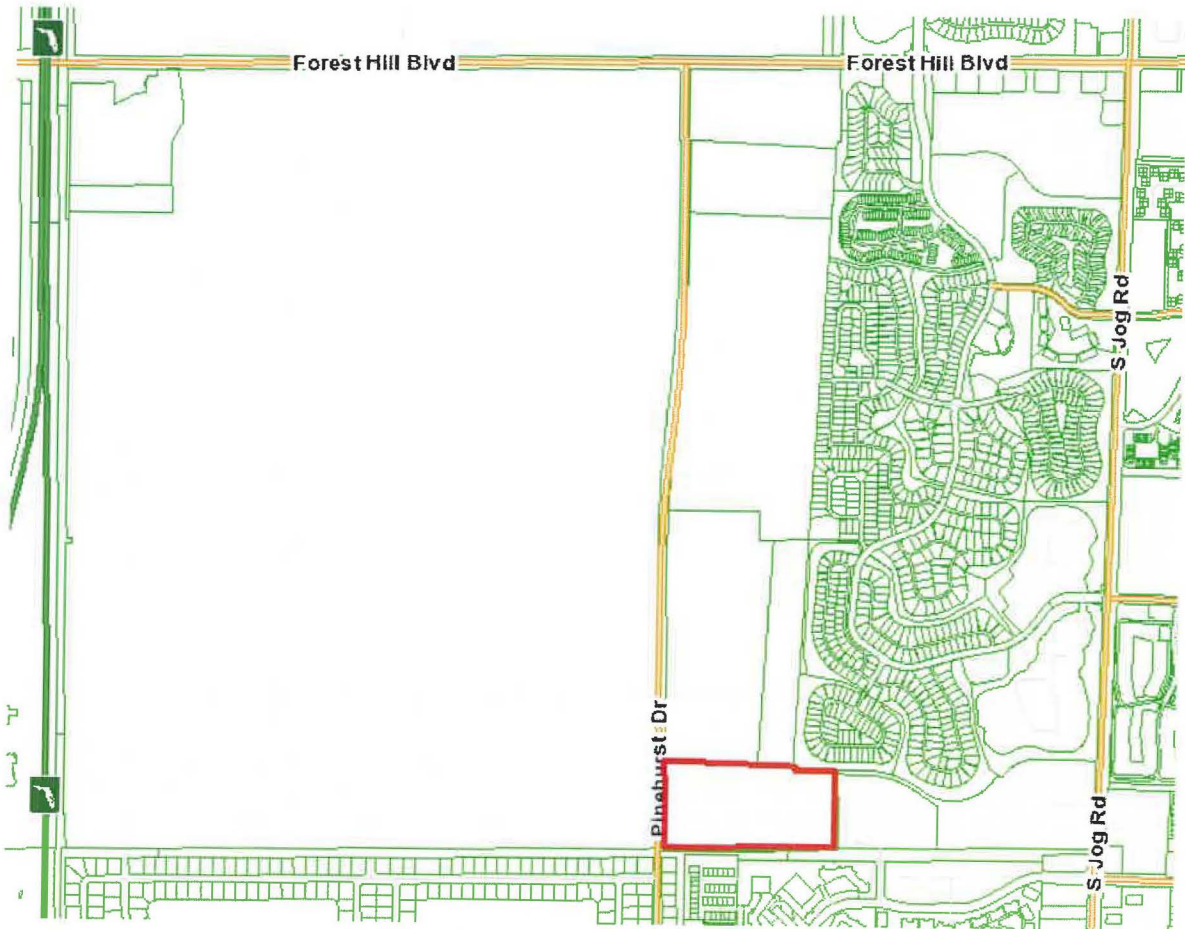
### SUMMARY OF SBE BUSINESS TRACKING

<b>Master Contract Participation</b>	<b>SBE: 38%</b>
Current Proposal	
Value of Authorization No. <u>2</u>	<b>\$14,495,240.00</b>
Value of SBE Letters of Intent	<b>\$ 5,986,493.16</b>
Actual Percentage	<b>% 41.29</b>
Signed/Approved Authorizations	
Total Value of Authorizations	<b>\$ 1,871,577.77</b>
Total Value of SBE Signed Subcontractors	<b>\$ 707,104.63</b>
Actual Percentage	<b>% 37.78</b>
Signed/Approved Authorizations Plus Current Proposal	
Total Value of Authorization	<b>\$16,366,817.77</b>
Total Value of Subcontractors & Letters of Intent	<b>\$ 6,693,543.79</b>
Actual Percentage	<b>% 40.89</b>

# ATTACHMENT G

## Location Map

PBCWUD Project No. 24-033



**Water Treatment Plant No. 2**

## **Appendix – Total Project Sheet List (970)**

### **Task 1: Wellfield Improvements (Kimley-Horn) (214)**

- Cover Sheet
- General Notes
- Location Plan
- Well 2W-1 Improvements
- Well 2W-1 Electrical Improvements
- Well 2W-2 Improvements
- Well 2W-2 Electrical Improvements
- Well 2W-3 Improvements
- Well 2W-3 Electrical Improvements
- Well 2W-4 Improvements
- Well 2W-4 Electrical Improvements
- Well 2W-5 Improvements
- Well 2W-5 Electrical Improvements
- Well 2W-6 Improvements
- Well 2W-6 Electrical Improvements
- Well 2W-7 Improvements
- Well 2W-7 Electrical Improvements
- Well 2W-8 Improvements
- Well 2W-8 Electrical Improvements
- Well 2W-9 Improvements
- Well 2W-9 Electrical Improvements
- Well 2W-10 Improvements
- Well 2W-10 Electrical Improvements
- Well 2W-11 Improvements
- Well 2W-11 Electrical Improvements
- Well 2W-12 Improvements
- Well 2W-12 Electrical Improvements
- Well 2W-13 Improvements
- Well 2W-13 Electrical Improvements
- Well 2W-14 Improvements
- Well 2W-14 Electrical Improvements
- Well 2W-15 Improvements
- Well 2W-15 Electrical Improvements
- Well 2W-16 Improvements
- Well 2W-16 Electrical Improvements
- Well 2W-17 Clearing
- Well 2W-17 Access Road and Grading Plan
- Well 2W-17 Overall Site Plan
- Well 2W-17 Grounding Plan
- Well 2W-17 Installation Plan



- Well 2W-2X Grounding Plan
- Well 2W-2X Installation Plan
- Typical Well Section & Details
- Wellhead Construction Details
- Oneline Diagrams
- Schematics and Riser Diagram
- Control Panel Schematics
- Fiber/PLC Schematics
- Network Diagrams
- Typical Electrical Details
- Typical I&C Details
- Process and Instrumentation Diagram Legend
- P&IDs
- Construction Details
- Construction Details
- Construction Details
- Construction Details
- Construction Details

#### HEE Wellfield Sheets

- Electrical (x77)
- I&C (x12)

#### JLA

- Design Sheets (x24)

Task 2: Raw Water Transmission Main **(130)**

- Cover
- General Notes and Abbreviations
- Key Map (1 of 2)
- Key Map (2 of 2)
- Plan & Profile (x85 sheets)
- Details (x10 sheets)
- HEE (x31 sheets)

### Task 3: 30-MGD NF WTP No. 2 (626)

- Cover Sheet
- Legend and Abbreviations
- Index of Sheets (1 of 2)
- Index of Sheets (2 of 2)
- General Notes
- Mechanical Legends and Symbols
- Overall site plan
- Staging Plan
- Design Criteria
- Sequence of Construction and Coordination
- Overall Plant Process Flow Schematic
- Ground Storage Tank Process Flow Diagram
- Hydraulic Profile
- Site Boundary and Topographical Survey
- Overall Site Plan and Soil Borings
- Facilities Location Plan
- Overall Demolition Key Plan
- Reconfigure - 2.5 MG GST (x4 Sheets)
- Demolition - HSP Station
- Misc Demolition Details
- Site Plan
- PG & D Sheet Key Plan
- PG & D Sheet 1
- PG & D Sheet 2
- PG & D Sheet 3
- PG & D Sheet 4
- PG & D Sheet 5
- PG & D Sheet 6
- Yard Piping Key Plan
- Yard Piping Plan - Existing (Demolition)
- Yard Piping Plan - Existing (Demolition)
- Yard Piping Plan - Existing (Demolition)
- Yard Piping Plan - Existing (Demolition)
- Yard Piping Plan - Proposed - 2 or 4
- Yard Piping Plan - Proposed - 2 or 4
- Yard Piping Plan - Proposed - 2 or 4
- Yard Piping Plan - Proposed - 2 or 4
- Yard Piping Details
- Yard Piping Details
- Yard Piping Details
- Small Diameter Yard Piping

- Small Diameter Yard Piping
- Small Diameter Yard Piping
- Civil Construction Details 1
- Civil Construction Details 2
- Civil Construction Details 3
- Civil Construction Details 4
- PBCWUD Standard Details
- PBCWUD Standard Details
- PBCWUD Standard Details
- PBCWUD Standard Details
- PBCWUD Standard Details
- Landscape Plan
- Landscape Specification Sheet
- Tree Disposition Plan
- Tree Disposition Plan
- Tree Disposition Plan
- Tree Disposition Plan
- Tree Disposition Plan
- Landscape Details
- Landscape Details
- Irrigation Plan
- Irrigation Details
- Pre-treatment PFD
- NF Train PFD
- Post-treatment PFD
- Odor Control & Blowdown Waste PFD
- Transfer Pump PFD
- Storage & HSP PFD
- Scale Inhibitor PFD
- Sulfuric Acid PFD
- Sodium Hydroxide (Caustic) PFD
- Corrosion Inhibitor PFD
- Carbonic Acid (CO<sub>2</sub>) PFD
- Chlorine PFD
- Ammonia PFD
- Cleaning System PFD
- Flush System PFD
- Standby Generator PFD - Membrane Building
- Standby Generator PFD - Post-treatment
- Standby Generator PFD - HSP
- Hydraulic Profile (1 of 2)
- Hydraulic Profile (2 of 2)
- Sand Separator Plan

- Sand Separator Section & Details
- NF Process Building Floor Plan
- Cartridge Filter Vessel Plan
- Cartridge Filter Vessel Section & Details
- Pre-treatment Chemical Addition Plan and Details
- NF Train Plan
- NF Train Sections
- NF Train Elevations
- NF Train Details
- NF Train Details
- NF Train Details
- NF Train Details
- CIP System Plan
- CIP System Section (x3)
- CIP System Details
- Permeate Flush System Plan
- Permeate Flush System Section(s)
- Permeate Flush System Details
- Scale Inhibitor Feed Room Plan
- Scale Inhibitor Feed Room Section & Details
- Sulfuric Acid Feed Room Plan
- Sulfuric Acid Feed Room Section & Details
- NF Building Process Piping Plan
- NF Building Process Piping Details
- NF Building Process Piping Details
- NF Building Process Piping Details
- NF Building Process Piping Details
- NF Building Process Piping Details
- NF Flush Water Disposal to BWRB
- NF Flush Water Details
- NF Building - Emergency Power Plan
- NF Building - Emergency Power Section
- NF Building - Emergency Power Isometric Diagram
- NF Building - Emergency Power Details
- NF Building - Concentrate Booster Pump Plan
- NF Building - Concentrate Booster Pump Section(s)
- NF Building - Concentrate Booster Pump Detail(s)
- Clearwell - Lower Level Plan
- Clearwell - Upper Level Plan
- Clearwell - Section(s) and Details
- Clearwell - Section(s) and Details
- Clearwell - Elevations
- Clearwell - Elevations
- Clearwell - Blower Plan and Section(s)

- Clearwell - Recirc Pump Plan and Section(s)
- Clearwell - Misc. Mechanical Details
- Existing Clearwell Modifications (1 of 2)
- Existing Clearwell Modifications (2 of 2)
- Clearwell - Blend Chamber Plan
- Clearwell - Blend Chamber Section & Details
- Post-treatment Building Plan
- Transfer Pump Room Plan
- Transfer Pump Room Section(s)
- Transfer Pump Room Details
- Post-treatment Building - Emergency Power Plan
- Post-treatment Building - Emergency Power Section(s)
- Post-treatment Building - Emergency Power Isometric Diagram
- Post-treatment Building - Emergency Power Detail(s)
- Chemical Building Plan & Key Sheet
- Bulk Sulfuric Acid Storage Plan
- Bulk Sulfuric Acid Storage Section(s)
- Bulk Sulfuric Acid Details
- Bulk Scale Inhibitor Storage Plan
- Bulk Scale Inhibitor Storage Section(s)
- Bulk Scale Inhibitor Details
- Bulk Caustic Storage and Feed Room Plan
- Caustic Section(s)
- Caustic Section(s)
- Caustic Details
- Bulk Corrosion Inhibitor Storage and Feed Room Plan
- CI Section(s)
- CI Section(s)
- CI Details
- Anhydrous Ammonia Feed Room
- Ammonia Scrubber System Plan and Details
- Ammonia Section(s)
- Ammonia Details
- CO2 Tank Details
- CO2 Feed Room Plan
- CO2 Feed Room Section(s)
- CO2 Feed Room Details
- CO2 Solution System Details
- Chlorine System Modifications Plan
- Chlorine System Modifications Section(s)
- Chlorine System Modifications Details
- Miscellaneous Mechanical Details
- Miscellaneous Mechanical Details

- Miscellaneous Mechanical Details
- Miscellaneous Mechanical Details
- Miscellaneous Mechanical Details
- Miscellaneous Mechanical Details
- Miscellaneous Mechanical Details
- Miscellaneous Mechanical Details
- Structural General Notes
- NF Building - Components and Cladding
- NF Building - Key Plan
- NF Building - Foundation Plan
- NF Building - Floor Plan and Process Pipe Trenches
- NF Building - Roof Plan
- NF Building - Sections
- NF Building - Sections
- NF Building Details
- NF Building Details
- NF Building Column Schedule
- NF Building Beam Schedule
- NF Building Roof Details
- Clearwell - Components and Cladding
- Clearwell - Key Plan
- Clearwell - Foundation Plan
- Clearwell - Floor Plan
- Clearwell - Top Plan
- Clearwell - Section(s)
- Clearwell - Section(s)
- Clearwell - Section(s)
- Clearwell - Details
- Clearwell - Details
- Clearwell - Access Platform Plan
- Clearwell - Access Platform Sections
- Clearwell - Access Platform Details
- Odor Control Structural Plan
- Odor Control Structural Section(s)
- Odor Control Structural Details
- Blend Chamber - Plan & Sections
- Blend Chamber - Details
- Post-treatment & Transfer Pump Building (PTB) Components & Cladding
- PTB Key Plan
- PTB Foundation Plan
- PTB Floor Plan and Process Pipe Trenches
- PTB Roof Plan
- PTB Sections

- PTB Sections
- PTB Details
- PTB Details
- PTB Column Schedule
- PTB Beam Schedule
- PTB Roof Details
- Chemical Storage and Feed Building (CFB) Components & Cladding
- CFB Key Plan
- CFB Foundation Plan
- CFB Floor Plan and Process Pipe Trenches
- CFB Roof Plan
- CFB Sections
- CFB Sections
- CFB Details
- CFB Details
- CFB Column Schedule
- CFB Beam Schedule
- CFB Roof Details
- Structural Details
- Structural Details
- Structural Details
- Structural Details
- Structural Details
- Structural Details
- HEE Electrical (x131)
- HEE I&C (x58)
- HEE Fire Protection (x31)
- Architectural (x75)
- HVAC - 55 sheets
- Plumbing - 35 Sheets



Water Utilities Department  
Engineering Division

8100 Forest Hill Blvd  
West Palm Beach, FL 33413

(561) 493-6000

Fax: (561) 493-6085

www.pbcwater.com



Palm Beach County  
Board of County  
Commissioners

Maria G. Marino, Mayor

Sara Baxter, Vice Mayor

Gregg K. Weiss

Joel G. Flores

Marci Woodward

Maria Sachs

Bobby Powell Jr.

Interim County Administrator

Todd J. Bonlarron

"An Equal Opportunity Employer"

Official Electronic Letterhead

June 11, 2025

Mr. Lance Littrell, P.E., Vice President  
Kimley-Horn & Associates, Inc.  
1920 Wekiva Way, Suite 200  
West Palm Beach, Florida 33411

Re: Project Number: 23-038  
Water Treatment Plant No. 2 Expansion  
Notification of Contract Clauses No Longer Being  
Enforced Pursuant to Emergency Ordinance 2025-014

Dear Mr. Littrell,

On June 3, 2025, the Board of County Commissioners (BCC) approved an emergency ordinance to suspend the race and gender conscious provisions of the County's EBO ordinance. The suspension will remain in effect for two years or until further direction by the BCC, whichever comes first. As a result, the provisions relating to minority/women-owned business enterprise (M/WBEs) participation contained in the contract document (R2024-1424) under Article 7- Subcontracting will not be enforced as of June 3, 2025, only the small business enterprise (SBE) provisions will apply.

Please sign below to acknowledge receipt of this notification. This acknowledgement will be included in, and made part of, the contract file.

Should you require any additional information please contact Ms. Christina Bervin at [cbervin@pbcwater.com](mailto:cbervin@pbcwater.com) or at (561) 493 5203.

Cordially,

Jane House, P.E., LEED AP  
Director of Engineering Division

**Receipt Acknowledged and In Agreement:**

Kimley-Horn and Associates, Inc.  
(Consultant)

Lance R. Littrell  
(Print Name)

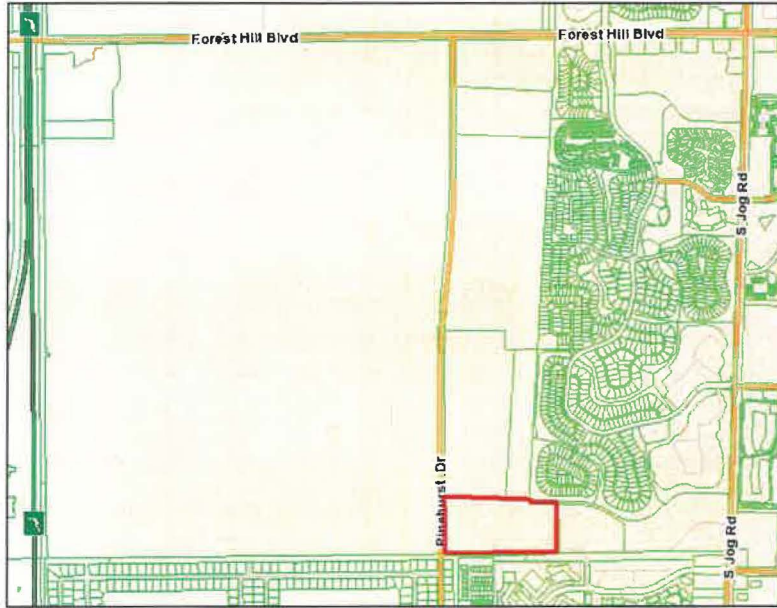
(Signature)

July 14, 2025  
(Date)

# ATTACHMENT 2

## Location Map

### PBCWUD Project No. 24-033



**Water Treatment Plant No. 2**



# ATTACHMENT 3

## Palm Beach County Compliance Summary Report

Vendor Number	Vendor Name	AM Best Rating	Insurance Carrier	Policy #	Eff. Date	Exp. Date	Coverage	Contract Number	Contract Name
DX00002923	Kimley-Horn and Associates, Inc.	Modified	Compliant					23-038	Water Treatment Plant No. 2 Expansion
		Ap , XV	National Union Fire Insurance Company of Pittsburg	CA2970071 (MA)	4/1/2026	4/1/2027	Auto Liability		
		Ap , XV	National Union Fire Insurance Company of Pittsburg	CA4489663 (AOS)	4/1/2026	4/1/2027	Auto Liability		
		A+g , XV	Columbia Casualty Company	8038116944	4/1/2026	4/1/2027	Excess Liability		
		Ap , XV	National Union Fire Insurance Company of Pittsburg	GL5268169	4/1/2026	4/1/2027	General Liability		
		NR-1 ,	Underwriters at Lloyd's, London	RLUSP26000552026	4/1/2026	4/1/2027	Professional Liability		
		Ar , XV	New Hampshire Insurance Company	WC067961230	4/1/2026	4/1/2027	Workers Comp		

**Risk Profile :** Standard - Construction Services

**Required Additional Insured :** Palm Beach County Board of County Commissioners

**Ownership Entity :**