

PALM BEACH COUNTY
BOARD OF COUNTY COMMISSIONERS

WORKSHOP SUMMARY

Meeting Date: May 19, 2026

Department: Parks & Recreation

I. EXECUTIVE BRIEF

Title: Parks Capital Bond

Summary:

The Parks and Recreation Department (Parks) has identified significant infrastructure needs to: meet level of service consistent with the Comprehensive Plan Recreation and Open Space Element; respond to population and housing growth; address the public demand for modern facility and safety standards; and fulfill the public needs identified in the approved Parks Master Plan 2035. More than \$1.2B in Parks Capital Improvement Program (CIP) needs have been identified over the next ten (10) years.

The current Ad Valorem funded portion of the Parks CIP for renewal and replacement (\$30M in FY26) helps us accomplish many smaller projects but cannot alone accomplish what is needed. Parks has a long history of successfully leveraging voter-approved funding (bond proceeds and sales tax proceeds) with impact fees, grants, donations, P3 partnership operations, Ad Valorem and other funding to both build new public parks and accomplish major public park facility renovations as part of the CIP.

More than 22M public visits were made to County Parks facilities last year. The great public support for our Parks contributes to what makes our community truly special. Protecting previous public investment is critical. The necessary work may be accomplished over time with additional voter-approved public investment improving, modernizing, and expanding our park system for public benefit. A voter-approved initiative to leverage additional funding sources for needed capital infrastructure funding over the next ten (10) years would have County-wide benefits for residents and visitors, including but not limited to: continuing to positively impact quality of life, physical, mental and social health, preventative juvenile justice, efficiencies achieved through modernized facilities and technology, smart sports facility mutual use improvements collaborating with the School District; greater enjoyment of our community and connectivity of our resources, more shade, and continued stewardship of our Parks environmental and cultural assets.

Background and Policy Issues:

All previous park-related debt service has been paid off. Previous voter-approved General Obligation Bonds funding Parks infrastructure included: 1978 \$35M Beach Bond, 1987 \$30M Park Bond, 1999 \$25M Recreation and Cultural Facilities Bond, 2002 \$50M Park and Cultural Improvement Bond, and 2006 \$50M Waterfront Access Bond.

Attachments:

- 1. Power Point Presentation

Recommended by:  5/11/2026
Department Director Date

Approved By:  5/18/26
Deputy County Administrator Date

II. FISCAL IMPACT ANALYSIS

A. Five Year Summary of Fiscal Impact:

Fiscal Years	2026	2027	2028	2029	2030
Capital Expenditures					
Operating Costs					
External Revenues					
Program Income(County)					
In-Kind Match(County)					
NET FISCAL IMPACT	0	0	0	0	0
#ADDITIONAL FTE POSITIONS (CUMULATIVE)					

Is Item Included in Current Budget? Yes No
 Does this item include the use of federal funds? Yes No
 Does this item include the use of state funds? Yes No

Budget Account No:

Fund Dept Unit

B. Recommended Sources of Funds/Summary of Fiscal Impact:

There is currently no fiscal impact.

C. Departmental Fiscal Review:

Rick Raymond

III. REVIEW COMMENTS:

A. OFMB Fiscal and/or Contract Dev. and Control Comments:

Laura M. ... 5/12/2026
 OFMB JA 5/12
 VSS/12

Bundi ... 5/13/26
 Contract Dev. & Control 26 5.13.26

B. Legal Sufficiency

Anne ... 5/13/26
 Assistant County Attorney

C. Other Department Review

 Department Director

(THIS SUMMARY IS NOT TO BE USED AS A BASIS FOR PAYMENT.)

Parks Capital Bond

May 19, 2026 BCC Workshop

PALM BEACH COUNTY



PARKS & RECREATION

PBCPARKS.COM



Dubois Park



Palm Beach County Parks and Recreation

Gold Medal

2 time winner
8 time finalist



for Excellence in Parks
and Recreation
Management



8,469.38
ACRES



110 Parks & Facilities
Beach, Regional,
District, Community,
Neighborhood Level
Parks, and Recreation
Destination Facilities

22M visits in 2025

Parks and Recreation Facilities Are:

- Essential green, blue and built infrastructure
- An economic engine
- Impactful to increase property value and community satisfaction
- Preventative healthcare
- Preventative juvenile justice
- Important to decrease social isolation and find common ground
- Public safety assets
- Stormwater management
- Where leadership, teamwork and problem-solving skills are built

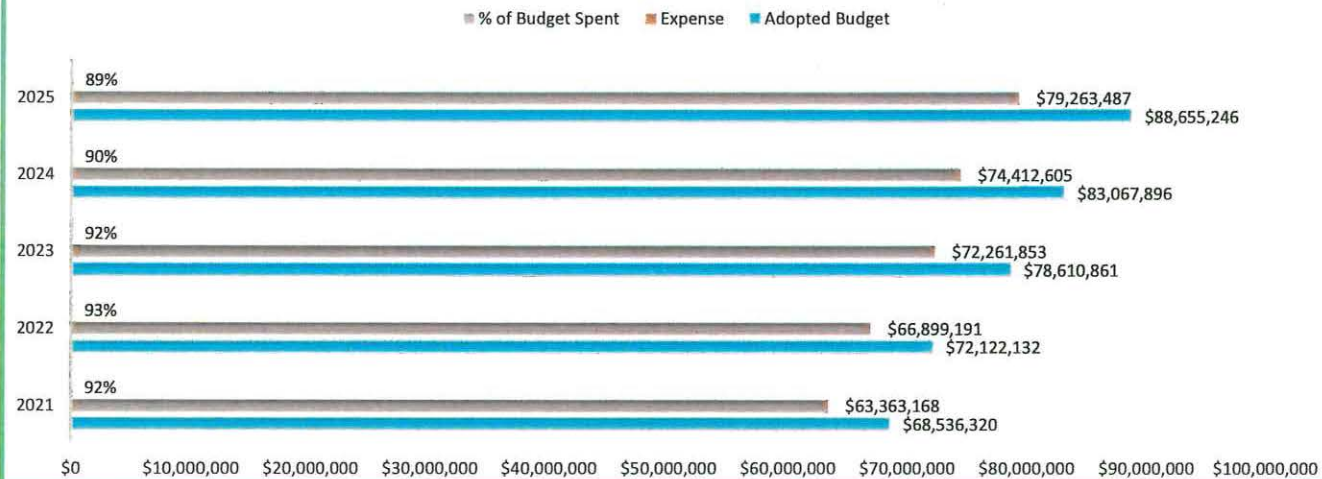
PBC Parks Financial Snapshot

- Fiscally responsible and accountable
- Philosophically free and affordable for public – low barriers to access
- CIP 10 year = More than \$1.2B needed.
- Funding shift in last 20 years from Bonds and Impact Fees to Surtax to Ad Valorem. The Surtax is ending.
- Routine small R&R funded from Ad Valorem at \$30M annually.
- We are looking to hold Ad Valorem capital funding steady in FY27 and tighten Ad Valorem operational budget consistent with gap below.

FY2026 Modified* Operating and Revenue Budget

Spec. Rev. Fund Budget (Golf)	\$32,951,310
General Fund Budget	\$85,672,787
General Fund Revenue	\$14,073,152
Net Ad Valorem Equivalent	\$71,599,635
Permanent Positions	559


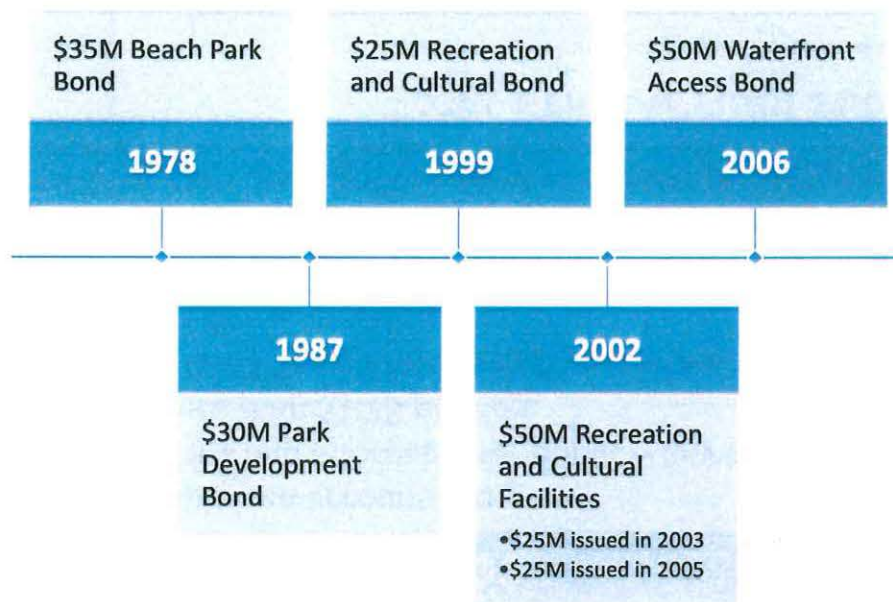
TOTAL GENERAL FUND BUDGET VS ACTUAL



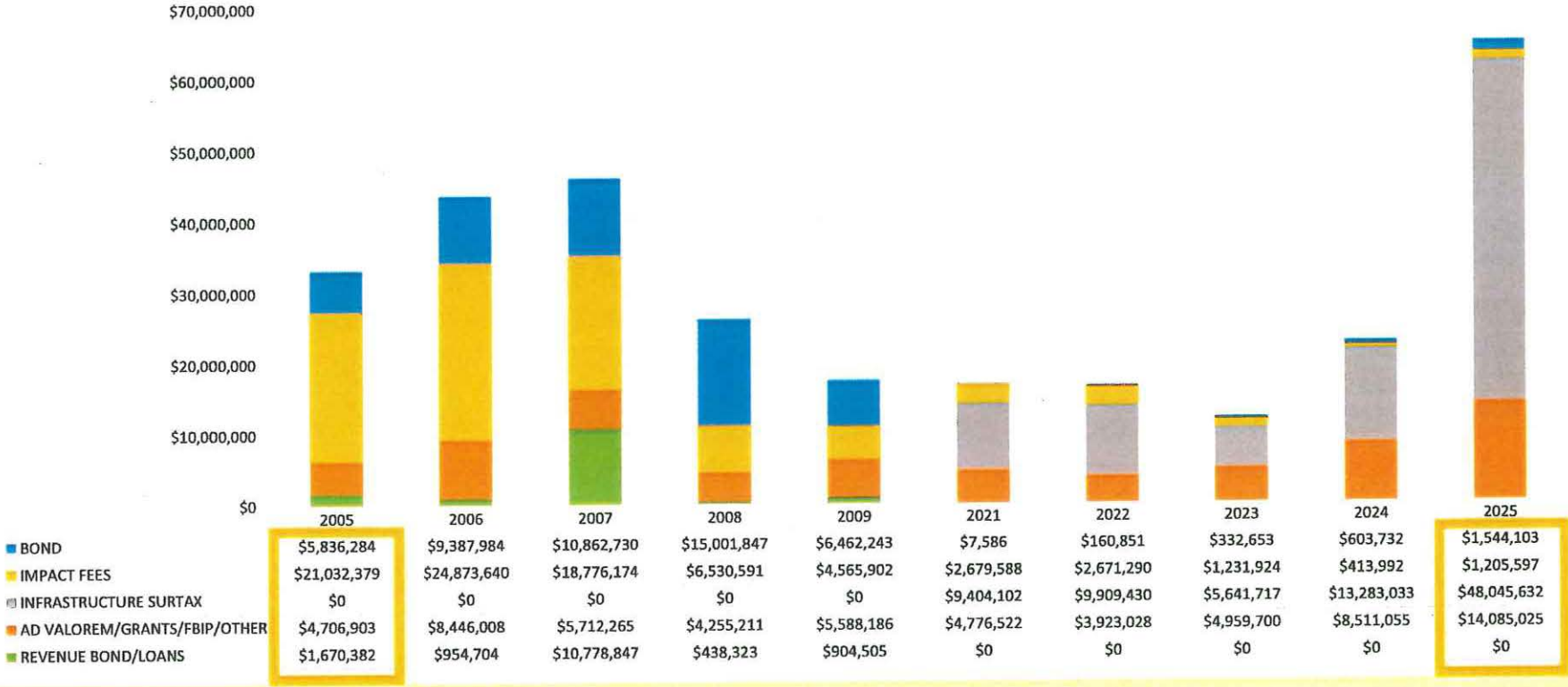
*Ocean Rescue was transferred to Fire Rescue in January 2026. The modified budget includes four months of Ocean Rescue expenses that occurred before the transfer to Fire Rescue.

Voter Approved Park & Recreation G.O. Bonds

A Legacy of Public Supported Park and Recreation Capital Bond Investment in the PBC Park System



Funds Invested in Parks Capital FY 2005-2009 VS FY 2020-2025 EXPENDED



Major Park Capital Project Needs

Major Renovations and Access Improvement

- Complete modernization of old sports complexes and recreation facilities - built in the 1980s, 1990s, and early 2000s.
- Shoreline stabilization and waterfront recreation infrastructure renovation
- Large playground replacements with shade
- Mutual Use improvements to School District sports assets
- More park shade and trail connectivity

Level of Service – Both Active and Passive Park Needs

- New District Parks at Lantana District I and Sansbury Way locations
- New beach access park at Karen Marcus Park Preserve
- Cultural Park Master Plan fulfillment (match with other funding) Peanut Island, Morikami and Loxahatchee River Battlefield Parks
- Park land acquisition to keep pace with Comp Plan level of service

Economic Sports Tourism Facilities (also serving local public needs)

- Large indoor fieldhouse (match for grants)
- Large multipurpose sports field complex with stadium field (match for grants)

PBC Parks Bond - Project List 2026 (DRAFT)

Park	Project Title	BCC	Estimated Cost
North County Aquatic Center	North County Aquatic Center Splash Pad and Pool Improvements	1	\$6,000,000
Riverbend/Lox Battlefield Park	Riverbend/Loxahatchee Battlefield Park Interpretive Center Development	1	\$5,000,000
Bert Winters Park	Bert Winters Park Phase III Improvements	1	\$3,500,000
West Jupiter Park	West Jupiter Park Recreation Center Modernization	1	\$15,000,000
Coral Cove South Beach Park Access Expans	Coral Cove South Beach Park Beach Access Expansion	1	\$10,500,000
Karen Marcus Park Preserve - Beach Access	Karen Marcus Park Preserve Beach Park Development	1	\$22,000,000
Ocean Cay Park	Ocean Cay Park Beach Parking Expansion	1	\$600,000
Burt Reynolds Park	Burt Reynolds Park River Center Modernization	1	\$4,000,000
Jupiter Farms Park	Jupiter Farms Park Sports Complex Modernization	1	\$5,000,000
Dubois Park	Dubois Park Lagoon Shoreline Stabilization	1	\$2,000,000
North County Mutual Use Improvements fo	Mutual use school recreation facility improvements for public access - sports lighting	1	\$3,000,000
Santaluces Park	Santaluces Park Year Round Pool Expansion	2	\$8,000,000
Santaluces Park	Santaluces Park Athletic Complex Modernization	2	\$5,850,000
Okeeheelee Park North	Okeeheelee Park North BMX Restroom Construction	2	\$2,300,000
Okeeheelee Park North	Okeeheelee Nature Center Renovation	2	\$4,000,000
Okeeheelee Park North	Okeeheelee Park North Sports Facilities Modernization	2	\$18,000,000
Okeeheelee Park North	Okeeheelee Park North Playground Replacement	2	\$6,000,000
West Boynton Park	West Boynton Recreation Center Renovation	2	\$8,000,000
West Boynton Park	West Boynton Park Baseball and Softball Complex Modernization	2	\$10,000,000
West Boynton Park	West Boynton Park Skate and Roller Hockey Modernization	2	\$1,500,000
Lake Charleston Park	Lake Charleston Park Softball Complex Modernization	2	\$6,000,000
Sansbury Way Park	Sansbury Way Park District Park Development _ Phase I	2	\$25,000,000
Central County Mutual Use Improvements	Mutual use school recreation facility improvements for public access - sports lighting	2	\$3,000,000
See below	Acquire park land to meet Comp Plan Level of Service and Address Park Deserts	2	

Draft Project List –
Needs
Prioritization
Districts 3 and 4

Park	Project Title	BCC	Estimated Cost
John Prince Park	John Prince Park Splash Pad Upgrade	3	\$750,000
John Prince Park	John Prince Park Facility and Amenity Improvements	3	\$9,800,000
John Prince Park	John Prince Park Campground Modernization	3	\$5,000,000
John Prince Park	Therapeutic Recreation Pool Rebuild	3	\$14,000,000
John Prince Park	John Prince Park Pedestrian Bridge Connectivity	3	\$4,000,000
Okeeheelee Park South	Okeeheelee Park South Park Expansion Completion - Phase 1	3	\$4,500,000
Okeeheelee Pinehurst	Okeeheelee Park South Pinehurst Multi Sport Fieldhouse (match)	3	\$15,000,000
Buttonwood Park	Buttonwood Park Field Restroom Construction	3	\$1,500,000
Lake Lytal Park	Lake Lytal Park Field and Court Modernization	3	\$12,000,000
Lake Lytal Park	Lake Lytal Park Destination Playground	3	\$3,000,000
Lake Lytal Park	Lake Lytal Pool Phase IV Expansion	3	\$10,000,000
Central County Mutual Use Improvements	Mutual use school recreation facility improvements for public access - sports lighting	3	\$6,000,000
See below	Acquire park land to meet Comp Plan Level of Service and Address Park Deserts	3	
Ocean Inlet Park	Ocean Inlet Park Phase IV Improvements	4	\$7,000,000
Lake Ida Park	Lake Ida Park Dog Park Modernization	4	\$1,500,000
Lake Ida Park	Lake Ida Park Accessible Kayak Launch	4	\$300,000
Caloosa Park	Caloosa Park Court Shade Structures	4	\$1,000,000
Caloosa Park	Caloosa Park Restroom Renovations	4	\$750,000
Caloosa Park	Caloosa Park Softball Complex Modernization	4	\$6,500,000
Central County Mutual Use Improvements	Mutual use school recreation facility improvements for public access - sports lighting	4	\$3,000,000
See below	Acquire park land to meet Comp Plan Level of Service and Address Park Deserts	4	

Draft Project List
 – Needs
 Prioritization
 Districts 5 and 6

Park	Project Title	BCC	Estimated Cost
Burt Aaronson South County Regional Park	Coconut Cove Waterpark Modernization	5	\$8,000,000
Burt Aaronson South County Regional Park	Burt Aaronson South County Regional Park, Sports Complex Renovation	5	\$15,000,000
Burt Aaronson South County Regional Park	Burt Aaronson South County Regional Park Parcel A Completion	5	\$15,000,000
Sandalfoot Cove Park	Sandalfoot Cove Park Sports Complex Renovation	5	\$5,000,000
Pinewoods Park	Pinewoods Park Sports Complex Renovation	5	\$7,000,000
Morikami Park, Museum and Gardens	Morikami Museum Garden Expansion Phase II	5	\$5,000,000
Green Cay Nature Center	Green Cay Nature Center Exhibit Renovation - Phase 1	5	\$1,500,000
Canyon District Park	Canyon District Park Multipurpose Field Turf Conversion	5	\$3,500,000
Indian Mounds Regional Park	Indian Mounds Regional Park Design and Development	5	\$2,800,000
South County Mutual Use Improvements for	Mutual use school recreation facility improvements for public access - sports lighting	5	\$6,000,000
See below	Acquire park land to meet Comp Plan Level of Service and Address Park Deserts	5	
Glades Pioneer Park	Glades Pioneer Park Splash Pad Renovation	6	\$750,000
Glades Pioneer Park	Glades Pioneer Park LED Pathway and Playground Lighting	6	\$1,200,000
Glades Pioneer Park	Glades Pioneer Park Softball Field and Restroom Modernization	6	\$7,000,000
South Bay RV Park	South Bay RV Park Expansion and Infrastructure Modernization	6	\$5,000,000
Loxahatchee Groves	Loxahatchee Groves Park Equestrian Improvements	6	\$750,000
Seminole Palms Park	Calypso Bay Waterpark Modernization	6	\$8,000,000
Seminole Palms Park	Seminole Palms Park Sports Complex Modernization	6	\$9,000,000
Canal Point Community Center	Canal Point Community Center LED Lighting Installation	6	\$800,000
Duncan Padgett Park	Duncan Padgett Park Amenity Modernization	6	\$200,000
Paul Rardin Park	Paul Rardin Park Amenity Modernization	6	\$500,000
Villages of Windsor Park	Villages of Windsor Park Phase II Pickleball Expansion	6	\$3,500,000
Arden District Park	Arden District Park Development	6	\$28,000,000
Lantana District I Property	Lantana District I Property Park Development - Phase 1	6	\$22,000,000
20 Mile Bend -Athletic Complex	20 Mile Bend Athletic Complex Development - Phase I (of \$42M)	6	\$10,000,000
Samuel Friedland Park	Samuel Friedland Park Athletic Field Modernization and Expansion	6	\$16,000,000
John Stretch Park	John Stretch Park Amenity Modernization	6	\$2,000,000
West County Interlocal Improvements for P	Mutual use school recreation facility improvements for public access - sports lighting	6	\$3,000,000
See below	Acquire park land to meet Comp Plan Level of Service and Address Park Deserts	6	

Draft Project List –Needs to be
Prioritization
Districts 7 and County-wide

Park	Project Title	BCC	Estimated Cost
Westgate Park	Westgate Park Splash Pad Renovation	7	\$2,000,000
Westgate Park	Westgate Recreation Center Renovation	7	\$10,000,000
Peanut Island Park	Peanut Island Historic Area Renovation _ Phase II and III	7/1	\$8,800,000
Phil Foster Park	Phil Foster Park Fishing Pier Replacement	7	\$3,000,000
Dyer Park	Dyer Park Ballfield Infrastructure Modernization	7	\$7,000,000
Dyer Park	Dyer Park Track and Field Fitness Complex	7	\$12,500,000
Aquacrest Pool	Aquacrest Pool Aquatic Play Expansion	7	\$3,500,000
County Interlocal Improvements for Public	Mutual use school recreation facility improvements for public access - sports lighting	7	\$3,000,000
See below	Acquire park land to meet Comp Plan Level of Service and Address Park Deserts	7	
Countywide	Countywide, Land Acquisition for Park Service Levels - \$154,385,064 needed by 2035	CW	\$154,385,064
Countywide	Countywide, Trail and Pathway Connectivity (partial funding)	CW	\$2,200,000
Countywide	Countywide, Shade Structure Expansion (partial funding)	CW	\$4,100,000
Total All Districts			\$676,835,064
	minus land acquisition		\$522,450,000
	only green shaded items		\$275,000,000

Bond Repayment Scenarios for Taxable Property Value



Parks service area is County-wide.



Bonding will not occur all at once but rather over time, further reducing the annual cost.



\$275M Parks Bond equates to a less than a \$5 per year public investment per \$100k in taxable value.



Next Steps

BCC Direction Today

BCC Resolution - Request
for Approval through OFMB

Bond Ballot Language
Submitted by Deadline

Public Vote

THANK YOU

PALM BEACH COUNTY



PARKS & RECREATION

PBCPARKS.COM



Okeehееlee Park

