

Palm Beach County Senior Population by Race, Sex and Ethnic Origin

	Male	Female	Total Seniors	% Seniors	Income below poverty level	%
By Sex:	114,210 44%	147,866 56%	262,076	100%	16,979	6%
By Race:						
White	108,666	140,198	248,864	95%	13,801	6%
Black	3,924	5,567	9,491	4%	2,425	26%
American Indian	67	58	125	0.05%	25	20%
Pacific Island	15	15	30	0.01%	-	0%
Asian	449	617	1,066	0.41%	131	12%
Other	400	522	922	0.35%	222	24%
2 or more race	689	889	1,578	1%	375	24%
Hispanic Origin	4,020	5,386	9,406	4%	1,369	15%

Palm Beach County Senior Population by Age Group

Age Group	Male	Female	Total Seniors	% Senior	Seniors Living in Group Quarters	%
65-66	9,458	11,952	21,410	8%	126	1%
67-69	15,667	19,766	35,433	14%	212	1%
70-74	29,406	36,480	65,886	25%	551	1%
75-79	27,295	33,742	61,037	23%	941	2%
80-84	18,970	24,375	43,345	17%	1,559	4%
85+	13,414	21,551	34,965	13%	4,449	13%

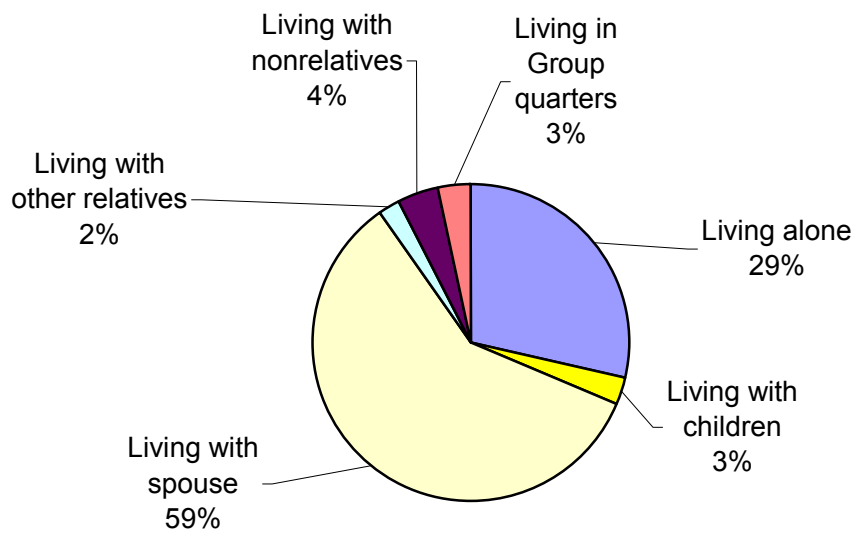
Noninstitutionalized Population over 65 years by Types of Disability

	Male	Female	Total Seniors	% Seniors
With one type of disability	22,382	25,400	47,782	19%
Sensory disability	5,577	4,456	10,033	4%
Physical disability	9,360	12,046	21,406	8%
Mental disability	1,206	1,363	2,569	1%
Self-care disability	193	222	415	0.2%
Go-outside-home disability	6,046	7,313	13,359	5%
With two or more disabilities	16,544	24,721	41,265	16%
includes a self care disability	5,877	11,212	17,089	7%
With at least one kind of disability	38,926	50,121	89,047	35%
With a self care disability	6,070	11,434	17,504	7%
No disability	73,662	93,690	167,352	65%

Household Type and Relationship:

Senior living in family household:	175,643	67%
As householder	91,333	35%
As Spouse	71,572	27%
As Parent	6,520	2%
As Other Relatives	5,392	2%
As Nonrelatives	826	0%
Senior living in non-family household:	78,595	30%
As male householder living alone	16,969	6%
As male householder not living alone	2,584	1%
As female householder living alone	52,250	20%
As female householder not living alone	2,469	1%
As Nonrelatives	4,323	2%
In group quarters	7,838	3%
Institutionalized	5,989	2%
Noninstitutionalized	1,849	1%
Total Seniors	262,076	100%

Living Arrangements of Senior Citizens



Households with Senior	Number of	
	Households/ Seniors	%
Total Households in Palm Beach County	474,175	
Households with at least one senior	178,522	38%
Households with a Senior Householder	166,911	35%
Households with Retirement Income	91,681	19%
Median Household Income of Senior Householders	\$ 38,183	
Households with Senior Householders living below poverty level	12,782	8%
Number of Seniors who live below poverty level	16,979	6%
Number of Seniors who are linguistically isolated:	9,034	3%
Number of Seniors who are widowed:	74,949	29%
Number of Grandparents responsible for own grandchildren under 18 years	7,761	

Seniors & Employment:

	Male	Female	Total	% Seniors
In Labor Force:				
Employed	18,882	11,573	30,455	12%
Unemployed	781	801	1,582	1%
Not in Labor Force:	94,734	135,703	230,437	88%
Total	114,397	148,077	262,474	100%

Veteran Status:

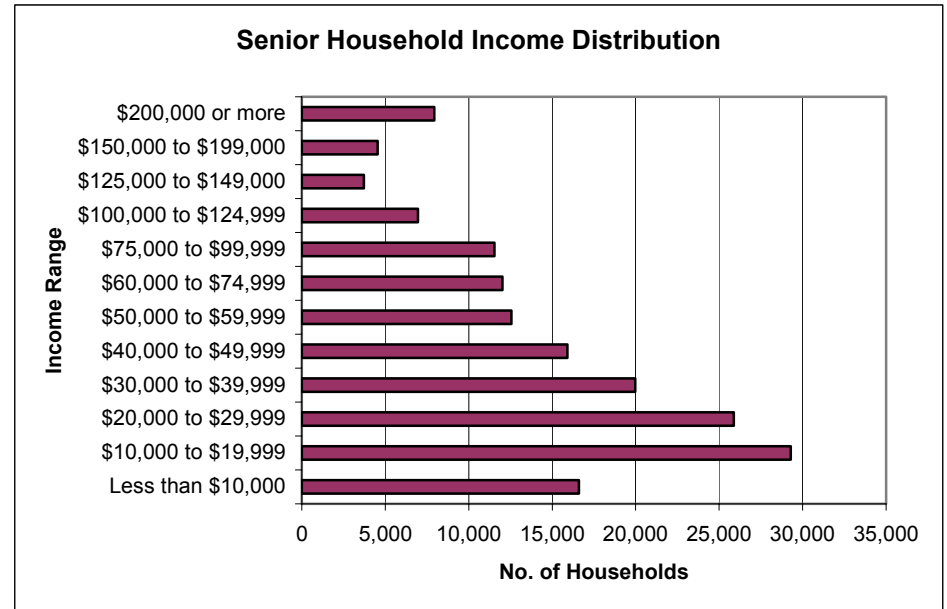
	Male	Female	Total	% Seniors
Veterans	77,450	2,643	80,093	31%
Non-Veterans	36,947	145,434	182,381	69%
Total	114,397	148,077	262,474	100%

Home Ownership of Senior Householders

	Households	%
Senior Householders with own homes	148,324	87%
Senior Householders who rent	21,696	13%

Senior Householders' Household Income Distribution

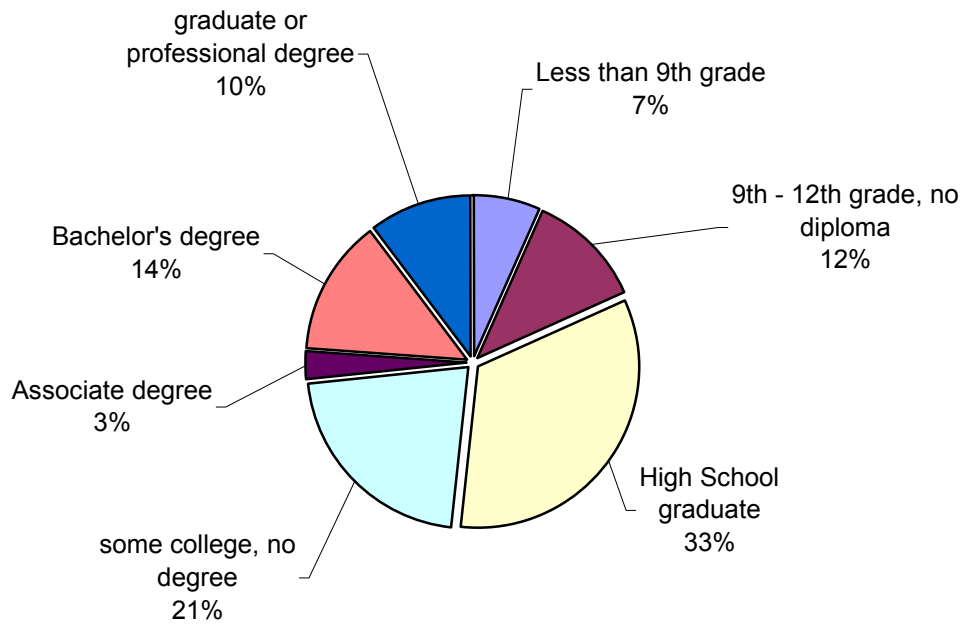
Household Income	# of Households	%
\$200,000 or more	7,926	5%
\$150,000 to \$199,000	4,552	3%
\$125,000 to \$149,000	3,715	2%
\$100,000 to \$124,999	6,966	4%
\$75,000 to \$99,999	11,543	7%
\$60,000 to \$74,999	12,010	7%
\$50,000 to \$59,999	12,554	8%
\$40,000 to \$49,999	15,907	10%
\$30,000 to \$39,999	19,968	12%
\$20,000 to \$29,999	25,876	16%
\$10,000 to \$19,999	29,295	18%
Less than \$10,000	16,599	10%
	166,911	100%



Educational Attainment

	Seniors	%
Less than 9th grade	17,318	7%
9th - 12th grade, no diploma	30,981	12%
High School graduate	87,498	33%
some college, no degree	56,417	21%
Associate degree	7,252	3%
Bachelor's degree	36,352	14%
graduate or professional degree	26,656	10%
Total	262,474	100%

Educational Attainment of Senior Citizens



Source: All information above is from Census 2000
 Compiled by Palm Beach County PZ&B_Planning Division