

**Board of County Commissioners
Impact Fee Report
For
Fiscal Year 2006**

**Board of County Commissioners
Impact Fee Report
For Fiscal Year 2006**

INDEX

Page

1 Acknowledgments

Introduction

2 - Introductory Letter

Impact Fee Summary Highlights

3 - Impact Fee Revenues & Expenditures for Fiscal Year 2006

4 - Summary of Impact Fee Revenues by Zone

5 - Summary of Impact Fee Expenditures by Zone

6 - Summary of Impact Fee Revenues by Municipality

7 - Credit Summary Report

Impact Fee Historical Trends

8 - Summary of Impact Fee Revenues by Fiscal Year 2001-2006

9 - Summary of Impact Fee Expenditures by Fiscal Year 2001-2006

Impact Fee Revenue by Municipality

10-47 - Detail Impact Fee Revenues by Municipality

Impact Fee Expenditures by Benefit Zone

48-52 - Impact Fee Expenditures for Roads

53 - Impact Fee Expenditures for Law Enforcement

54 - Impact Fee Expenditures for Fire Rescue

55-57 - Impact Fee Expenditures for Parks

58 - Impact Fee Expenditures for Public Buildings

59 - Impact Fee Expenditures for Libraries

60-63 - Impact Fee Expenditures for Schools

Impact Fee Benefit Zone Maps

64 - Impact Fee Benefit Zone Map for Schools

65 - Impact Fee Benefit Zone Map for Roads

66 - Impact Fee Benefit Zone Map for Law Enforcement

67 - Impact Fee Benefit Zone Map for Fire Rescue

68 - Impact Fee Benefit Zone Map for Parks

69 - Impact Fee Benefit Zone Map for Public Buildings

70 - Impact Fee Benefit Zone Map for Libraries

**PALM BEACH COUNTY
ACKNOWLEDGEMENTS**

Special recognition should be given to the following individuals for their effort in coordinating and preparing the 2006 Impact Fee Report.

**Office of Financial Management & Budget
(in alphabetical order)**

Michele A. Bonanni	Financial Analyst II
Walter Munchheimer	Director of Financial Management Division
Richard Roberts	Director of OFMB
Willie Swoope	Impact Fee Manager

**Municipal Collecting Agents
(in alphabetical order)**

**Boca Raton
Briny Breezes
Delray Beach
Golf
Greenacres
Juno Beach
Jupiter
Mangonia Park
North Palm Beach
Palm Beach Gardens
Palm Springs
Riviera Beach
Royal Palm Beach
Tequesta
Wellington**

Special thanks to:

County Commissioners, County Administrator, Deputy County Administrator, and Assistant County Administrators for their continuous support of the Impact Fee Program.

Palm Beach County's PZ&B Building and Accounting Staff for their efforts in collection and accounting of Impact Fees.

Palm Beach County's Information System Services & Finance Department for their continued support of the Impact Fee program.



County Administration

P.O. Box 1989

West Palm Beach, FL 33402-1989

(561) 355-2030

FAX: (561) 355-2030

www.pbcgov.com



**Palm Beach County
Board of County
Commissioners**

Addie L. Greene, Chairperson

Jeff Koons, Vice Chair

Karen T. Marcus

Warren H. Newell

Mary McCarty

Burt Aaronson

Jess R. Santamaria

County Administrator

Robert Weisman

INTEROFFICE MEMORANDUM

TO: Addie L. Greene, Chairperson and Members
of the Board of County Commissioners

FROM: Robert Weisman
County Administrator

DATE: July 17, 2007

SUBJECT: Palm Beach County Impact Fee Report

In accordance with the requirements of the Impact Fee Ordinance, OFMB has prepared the Palm Beach County Impact Fee Report for Fiscal Year 2006. The report is available on-line on the Impact Fee Office website at www.pbcgov.com/pzb/impactfees. Along the left margin, select Financial Report for Fiscal Year 2006.

The report provides detailed financial information about revenue collections by impact fee type, benefit zone, and municipality. The program generated revenues totaling \$79.6 Million for fiscal year 2006. The report also shows expenditures by project and by benefit zone. Funds were only expended on new or expanded capital facilities that benefit growth.

Should you have any questions regarding the report or impact fees in general, please contact Willie M. Swoope, Palm Beach County Impact Fee Manager, at (561) 233-5025.

cc: Richard Roberts, Director, OFMB
Walter Munchheimer, Director Financial Management Div.
Willie M. Swoope, Impact Fee Manager
Michele A. Bonanni, Financial Analyst II
City Managers

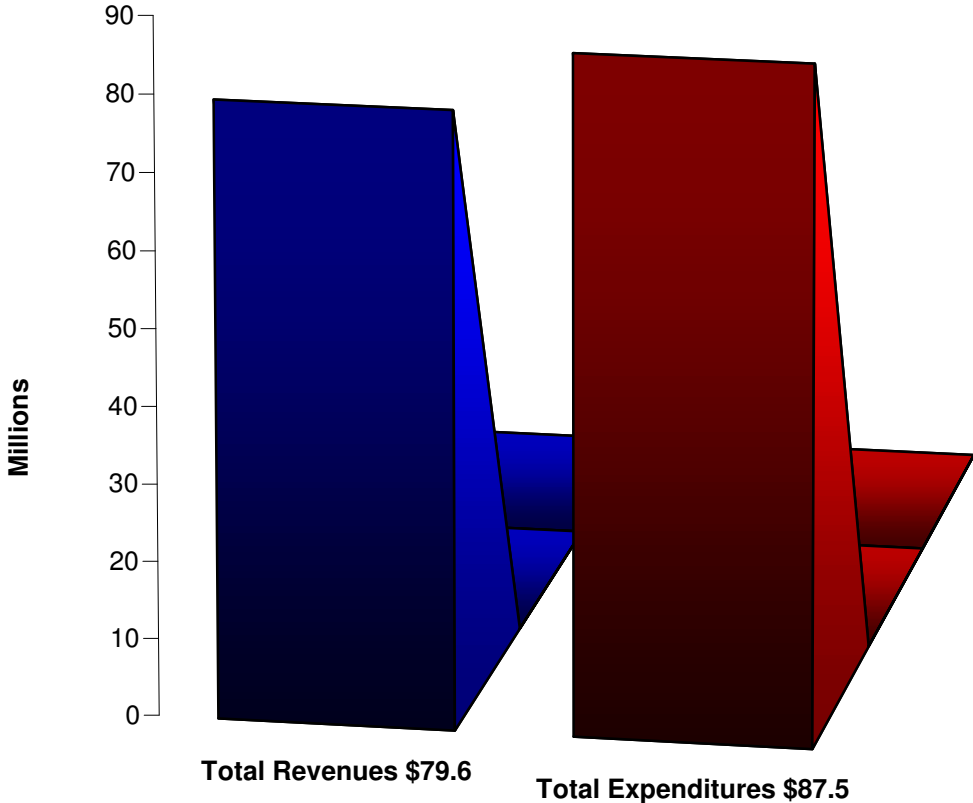
*"An Equal Opportunity
Affirmative Action Employer"*



IMPACT FEE

SUMMARY HIGHLIGHTS

**Impact Fee Revenues & Expenditures
For Fiscal Year 2006**



**Board of County Commissioners
Collection of Impact Fees
By Zone**

<u>Descriptions</u>	<u>2006 Actual</u>
<u>School Program</u>	
Impact Fee Zone 1	\$5,461,397
Impact Fee Zone 2	8,849,635
Impact Fee Zone 3	6,263,928
Impact Fee Zone 4	2,834,333
<u>Road Program</u>	
Impact Fees Zone 1	9,089,632
Impact Fees Zone 2	7,467,121
Impact Fees Zone 3	8,712,751
Impact Fees Zone 4	9,372,620
Impact Fees Zone 5	6,437,776
<u>Law Enforcement Program</u>	
Law Enforcement Impact Fees	519,881
<u>Fire Rescue Program</u>	
Fire Rescue Impact Fees	2,401,388
<u>Parks Program</u>	
Impact Fees Z-1	1,814,922
Impact Fees Z-2	4,300,004
Impact Fees Z-3	3,071,840
<u>Other Programs</u>	
Public Building Impact Fees	1,890,903
Library Impact Fees	1,137,978
Grand Total	\$79,626,109

Descriptions	2006 Actuals
School	\$23,409,293
Road	41,079,900
Law Enforcement	519,881
Fire/Rescue	2,401,388
Parks	9,186,766
Public Building	1,890,903
Library	\$1,137,978
Grand Total	\$79,626,109

**Board of County Commissioners
Summary of Impact Fee Expenditures
By Zone**

Descriptions	2006 Expenditures
Roads I/F - Zone 1	2,890,887
Roads I/F - Zone 2	3,591,040
Roads I/F - Zone 3	9,071,320
Roads I/F - Zone 4	8,553,223
Roads I/F - Zone 5	2,262,246
Law Enforcement	840,119
Fire Rescue I/F	2,405,018
Parks I/F Zone 1	6,945,048
Parks I/F Zone 2	16,510,962
Parks I/F Zone 3	1,340,809
Public Building I/F	4,976,431
Library I/F	53,957
School I/F Zone 1	\$6,700,000
School I/F Zone 2	10,763,000
School I/F Zone 3	4,900,000
School I/F Zone 4	5,700,000
Grand Total	\$87,504,060

Summary of Impact Fees	2006 Actual
School	\$28,063,000
Roads	26,368,716
Law	840,119
Fire Rescue	2,405,018
Parks	24,796,819
Public Building	4,976,431
Library	53,957
Grand Total	\$87,504,060

**Board of County Commissioners
Summary of Impact Fee Revenue
By Municipality**

<u>Descriptions</u>	<u>2006 Actual</u>
Atlantis	\$21,273
Belle Glade	0
Boca Raton	3,181,599
Boynton Beach	10,322,861
Briny Breeze	0
Cloud Lake	0
Delray Beach	1,378,025
Glen Ridge	0
Golf	24,603
Greenacres	1,586,043
Gulfstream	0
Haverhill	3,270
Highland Beach	11,199
Hypoluxo	33,926
Juno Beach	0
Jupiter	4,769,983
Jupiter Inlet Colony	0
Lake Clarke Shores	22,696
Lake Park	244,179
Lake Worth	741,886
Lantana	36,764
Manalapan	43,814
Mangonia Park	0
North Palm Beach	248,261
Ocean Ridge	7,651
Pahokee	0
Palm Beach	55,388
Palm Beach Gardens	4,858,717
Palm Beach Shores	0
Palm Springs	788,385
Riviera Beach	5,431,491
Royal Palm Beach	3,815,801
South Bay	0
South Palm Beach	0
Tequesta	299,718
Unincorporated P.B.C.	31,052,075
Wellington	3,070,369
West Palm Beach	7,576,132
Grand Total	<u>\$79,626,109</u>

Palm Beach County Credit Summary Report Fiscal Year 2006

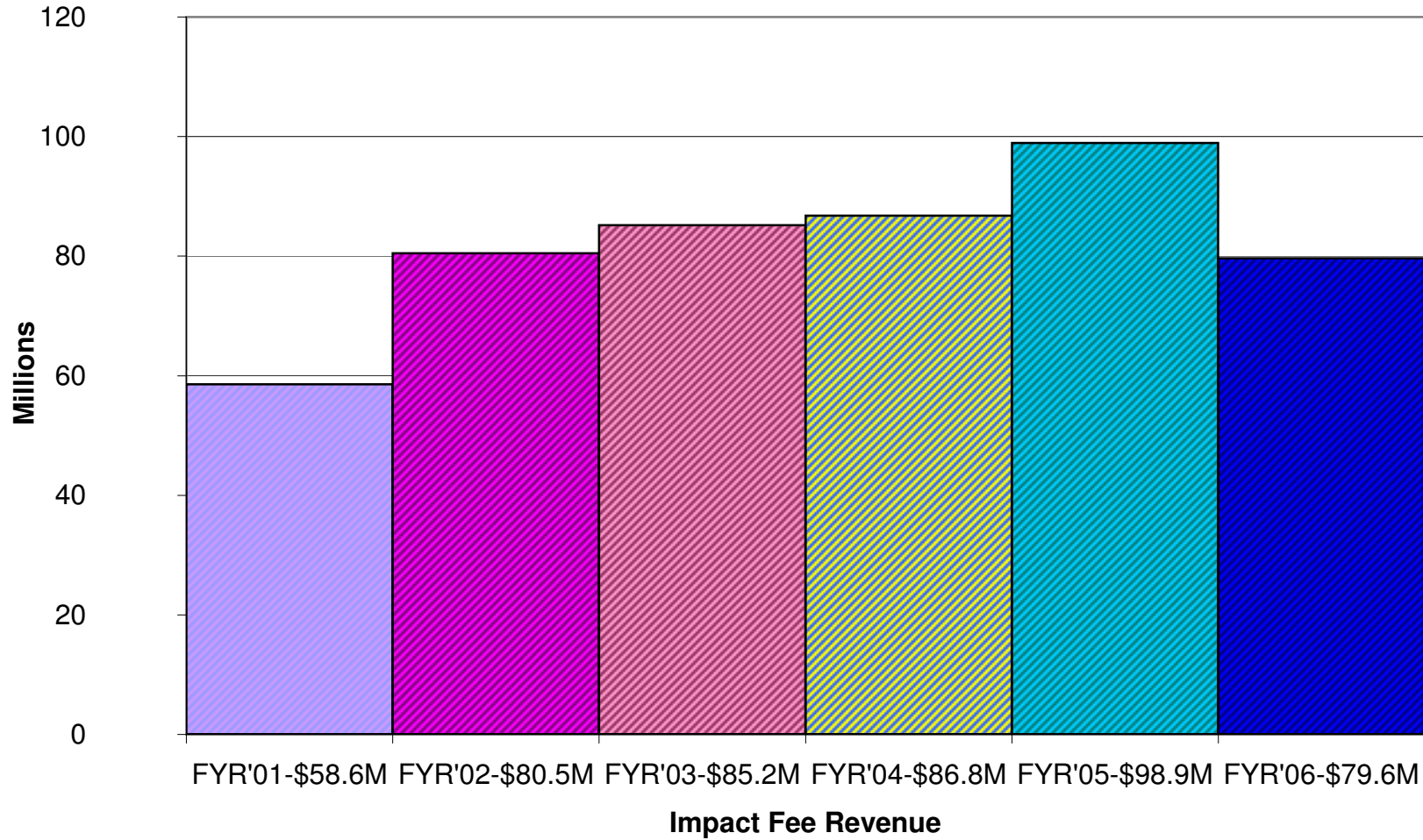
Impact Fee Components September 2006	<----- Monthly Credit ----->		<----- Total Credit ----->		Available Credit
	Allowed	Used	Authorized	Used	Balances as of September 30, 2006
Fire Rescue	0.00	0.00	\$68,666.87	\$56,629.71	\$12,037.16
Parks	0.00	1,539.87	4,776,323.78	3,002,990.60	\$1,773,333.18
Schools	0.00	0.00	7,751,171.62	6,121,142.14	\$1,630,029.48
Roads	0.00	333,760.07	96,679,174.57	78,185,950.88	\$18,493,223.69
Libraries	0.00	0.00	6,952.66	5,156.98	\$1,795.68
Public Buildings	0.00	0.00	237,897.49	187,545.63	\$50,351.86
Law - County	0.00	0.00	1,084.09	303.20	\$780.89
Law - Patrol	0.00	0.00	114,323.04	93,270.08	\$21,052.96
Total	\$0.00	\$335,299.94	\$109,635,594.12	\$87,652,989.22	\$21,982,604.90



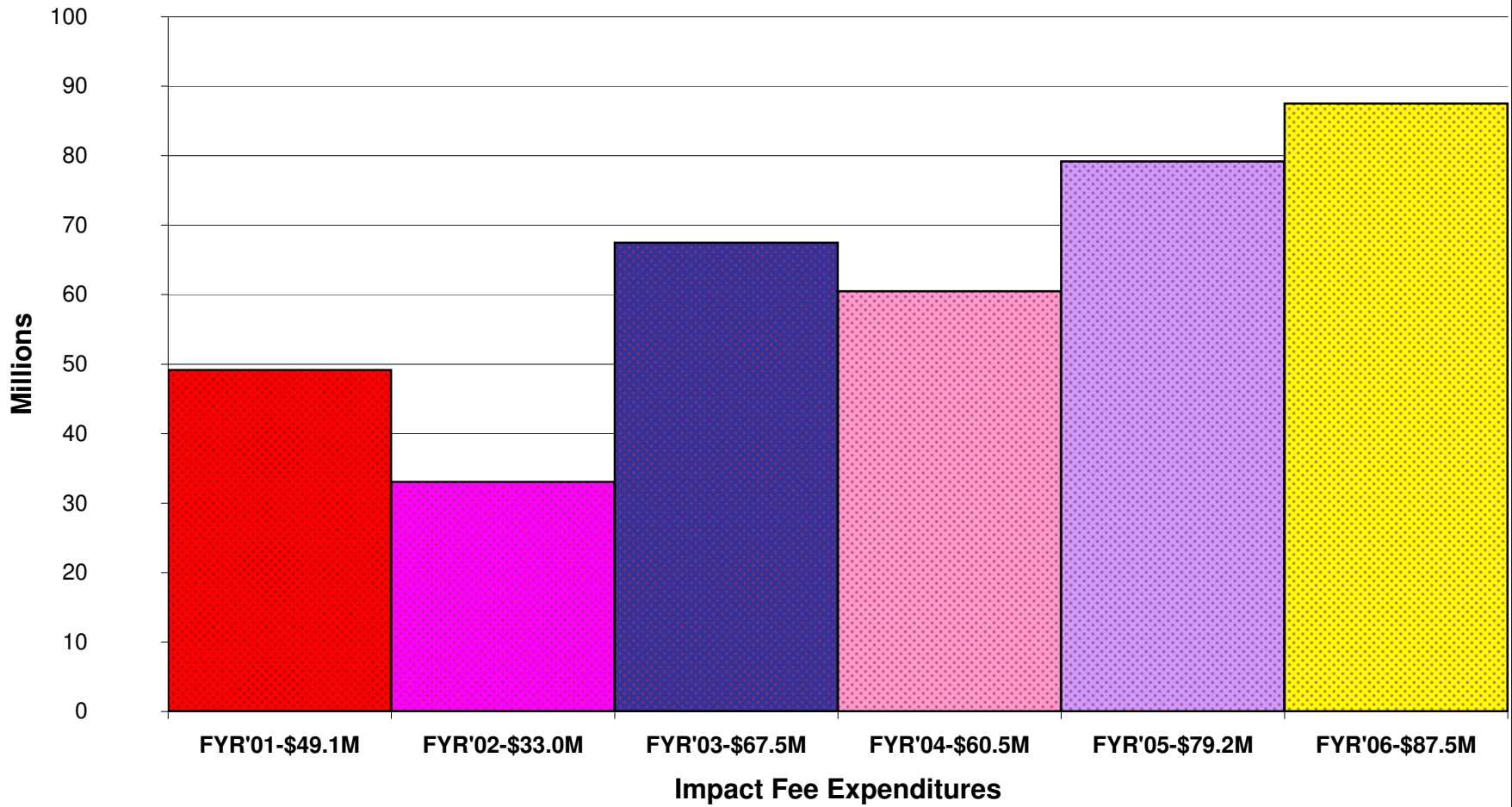
IMPACT FEE

HISTORICAL TRENDS

Impact Fee Revenue by Fiscal Year Fiscal Years 2001 - 2006



Impact Fee Expenditures by Fiscal Year Fiscal Years 2001 - 2006





**IMPACT FEE REVENUE
BY MUNICIPALITY**

**Board of County Commissioners
Detail Impact Fee Revenue
City of Atlantis**

<u>Descriptions</u>	<u>2006 Actual</u>
School I/F Zone 2	\$8,569
Roads I/F Zone 4	8,717
Parks I/F Zone 2	3,233
Public Building I/F	310
Library I/F	444
Grand Total	<u><u>\$21,273</u></u>

Summary of Impact Fees	2006 Actual
School	\$8,569
Roads	8,717
Parks	3,233
Public Building	310
Library	444
Grand Total	<u>\$21,273</u>

**Board of County Commissioners
Detail Impact Fee Revenue
City of Belle Glade**

Descriptions	2006 Actual
Public Building I/F	0
Library I/F	0
Grand Total	\$0

Summary of Impact Fees	2006 Actual
Public Building	0
Library	0
Grand Total	\$0

**Board of County Commissioners
Detail Impact Fee Revenue
City of Boca Raton**

<u>Descriptions</u>	<u>2006 Actual</u>
School I/F Zone 3	\$1,271,651
Roads I/F Zone 5	1,586,368
Parks I/F Zone 3	225,774
Public Building I/F	97,805
Grand Total	<u><u>\$3,181,599</u></u>

<u>Summary of Impact Fees</u>	<u>2006 Actual</u>
School	\$1,271,651
Roads	1,586,368
Parks	225,774
Public Building	97,805
Grand Total	<u><u>\$3,181,599</u></u>

**Board of County Commissioners
Detail Impact Fee Revenue
City of Boynton Beach**

Descriptions	2006 Actual
School I/F Zone 2	\$1,942,786
School I/F Zone 3	1,057,130
Roads I/F Zone 4	5,430,792
Roads I/F Zone 5	990,309
Parks I/F Zone 2	439,585
Parks I/F Zone 3	188,228
Public Building I/F	274,031
Grand Total	<u><u>\$10,322,861</u></u>

Summary of Impact Fees	2006 Actual
School	\$2,999,916
Roads	6,421,101
Parks	627,813
Public Building	274,031
Grand Total	<u>\$10,322,861</u>

**Board of County Commissioners
Detail Impact Fee Revenue
Town of Briny Breeze**

<u>Descriptions</u>	<u>2006 Actual</u>
School I/F Zone 3	\$0
Roads I/F Zone 4	0
Parks I/F Zone 3	0
Public Building I/F	0
Grand Total	\$0

Summary of Impact Fees	2006 Actual
School	0
Roads	0
Parks	0
Public Building	0
Grand Total	\$0

**Board of County Commissioners
Detail Impact Fee Revenue
Town of Cloud Lake**

Descriptions	2006 Actual
School I/F Zone 2	\$0
Roads I/F Zone 2	0
Law Enforcement I/F	0
Fire Rescue I/F	0
Parks I/F Zone 2	0
Public Building I/F	0
Library I/F	0
Grand Total	\$0

Summary of Impact Fees	2006 Actual
School	\$0
Roads	0
Law	0
Fire Rescue	0
Parks	0
Public Building	0
Library	0
Grand Total	\$0

**Board of County Commissioners
Detail Impact Fee Revenue
City of Delray Beach**

Descriptions	2006 Actual
School I/F Zone 3	\$577,418
Roads I/F Zone 5	664,506
Parks I/F Zone 3	107,226
Public Building I/F	28,875
Grand Total	\$1,378,025

Summary of Impact Fees	2006 Actual
School	\$577,418
Roads	664,506
Parks	107,226
Public Building	28,875
Grand Total	\$1,378,025

**Board of County Commissioners
Detail Impact Fee Revenue
Town of Glen Ridge**

Descriptions	2006 Actual
School I/F Zone 2	\$0
Roads I/F Zone 2	0
Law Enforcement I/F	0
Fire Rescue I/F	0
Parks I/F Zone 2	0
Public Building I/F	0
Library I/F	0
Grand Total	\$0

Summary of Impact Fees	2006 Actual
School	\$0
Roads	0
Law	0
Fire Rescue	0
Parks	0
Public Building	0
Library	0
Grand Total	\$0

**Board of County Commissioners
Detail Impact Fee Revenue
Village of Golf**

Descriptions	2006 Actual
School I/F Zone 3	\$9,523
Roads I/F Zone 5	11,036
Law Enforcement I/F	363
Parks I/F Zone 3	3,314
Public Building I/F	367
Grand Total	\$24,603

Summary of Impact Fees	2006 Actual
School	\$9,523
Roads	\$11,036
Law	363
Parks	3,314
Public Building	367
Grand Total	\$24,603

**Board of County Commissioners
Detail Impact Fee Revenue
City of Greenacres**

<u>Descriptions</u>	<u>2006 Actual</u>
School I/F Zone 2	\$590,383
Roads I/F Zone 2	434,914
Roads I/F Zone 4	251,838
Parks I/F Zone 2	250,300
Public Building I/F	26,805
Library I/F	31,803
Grand Total	<u><u>\$1,586,043</u></u>

Summary of Impact Fees	2006 Actual
School	\$590,383
Roads	686,752
Parks	250,300
Public Building	26,805
Library	31,803
Grand Total	<u><u>\$1,586,043</u></u>

**Board of County Commissioners
Detail Impact Fees Revenue
Town of Gulfstream**

Descriptions	2006 Actual
School I/F Zone 3	\$0
Road I/F Zone 5	0
Parks I/F Zone 3	0
Public Buildings	0
Grand Total	\$0

Summary of Impact Fees	2006 Actual
School	\$0
Roads	0
Parks	0
Public Buildings	0
Grand Total	\$0

**Board of County Commissioners
Detail Impact Fee Revenue
Town of Haverhill**

Descriptions	2006 Actual
School I/F Zone 2	\$2,615
Roads I/F Zone 2	0
Law Enforcement I/F	0
Fire Rescue I/F	0
Parks I/F Zone 2	527
Public Building I/F	50
Library I/F	78
Grand Total	\$3,270

Summary of Impact Fees	2006 Actual
School	\$2,615
Roads	0
Law	0
Fire Rescue	0
Parks	527
Public Building	50
Library	78
Grand Total	\$3,270

**Board of County Commissioners
Detail Impact Fee Revenue
Town of Highland Beach**

Descriptions	2006 Actual
School I/F Zone 3	\$4,761
Roads I/F Zone 5	4,725
Parks I/F Zone 3	1,554
Public Building I/F	159
Grand Total	\$11,199

Summary of Impact Fees	2006 Actual
School	\$4,761
Roads	\$4,725
Parks	1,554
Public Building	159
Grand Total	\$11,199

**Board of County Commissioners
Detail Impact Fee Revenue
Town of Hypoluxo**

<u>Descriptions</u>	<u>2006 Actual</u>
School I/F Zone 2	\$23,097
Roads I/F Zone 4	0
Parks I/F Zone 2	9,805
Public Building I/F	0
Library I/F	1,024
Grand Total	\$33,926

Summary of Impact Fees	2006 Actual
School	\$23,097
Roads	0
Parks	9,805
Public Building	0
Library	1,024
Grand Total	\$33,926

**Board of County Commissioners
Detail Impact Fee Revenue
Town of Juno Beach**

Descriptions	2006 Actual
School I/F Zone 1	\$0
Roads I/F Zone 1	0
Fire Rescue I/F	0
Parks I/F Zone 1	0
Public Building I/F	0
Library I/F	0
Grand Total	\$0

Summary of Impact Fees	2006 Actual
School	\$0
Roads	0
Fire Rescue	0
Parks	0
Public Building	0
Library	0
Grand Total	\$0

**Board of County Commissioners
Detail Impact Fee Revenue
Town of Jupiter**

<u>Descriptions</u>	<u>2006 Actual</u>
School I/F Zone 1	\$1,972,958
Roads I/F Zone 1	1,789,959
Fire Rescue I/F	351,761
Parks I/F Zone 1	350,249
Public Building I/F	171,137
Library I/F	133,919
Grand Total	<u><u>\$4,769,983</u></u>

Summary of Impact fees	2006 Actual
School	\$1,972,958
Roads	1,789,959
Fire Rescue	351,761
Parks	350,249
Public Building	171,137
Library	133,919
Grand Total	<u>\$4,769,983</u>

**Board of County Commissioners
Detail Impact Fee Revenue
Town of Jupiter Inlet Colony**

Descriptions	2006 Actual
School I/F Zone 1	\$0
Parks I/F Zone 1	0
Public Building I/F	0
Library I/F	0
Grand Total	\$0

Summary of Impact Fees	2006 Actual
School	\$0
Parks	0
Public Building	0
Library	0
Grand Total	\$0

**Board of County Commissioners
Detail Impact Fee Revenue
Town of Lake Clarke Shores**

Descriptions	2006 Actual
School I/F Zone 2	\$13,742
Roads I/F Zone 2	3,993
Fire Rescue I/F	474
Parks I/F Zone 2	3,578
Public Building I/F	342
Library I/F	567
Grand Total	\$22,696

Summary of Impact Fees	2006 Actual
School	\$13,742
Roads	\$3,993
Fire Rescue	474
Parks	3,578
Public Building	342
Library	567
Grand Total	\$22,696

**Board of County Commissioners
Detail Impact Fee Revenue
Town of Lake Park**

Descriptions	2006 Actual
School I/F Zone 1	\$11,785
Roads IF Zone 1	229,394
Parks I/F Zone 1	-2,191
Public Building I/F	5,191
Grand Total	\$244,179

Summary of Impact Fees	2006 Actual
School	\$11,785
Roads	229,394
Parks	-2,191
Public Building	5,191
Grand Total	\$244,179

**Board of County Commissioners
Detail Impact Fee Revenue
City of Lake Worth**

Descriptions	2006 Actual
School I/F Zone 2	\$220,766
Roads I/F Zone 2	345,712
Roads I/F Zone 4	123,893
Fire Rescue	0
Parks I/F Zone 2	37,173
Public Building I/F	14,342
Grand Total	\$741,886

Summary of Impact Fees	2006 Actual
School	\$220,766
Roads	469,605
Parks	37,173
Public Building	14,342
Grand Total	\$741,886

**Board of County Commissioners
Detail Impact Fee Revenue
Town of Lantana**

Descriptions	2006 Actual
School I/F Zone 2	\$24,924
Roads I/F Zone 4	6,615
Fire Rescue I/F	1,036
Parks I/F Zone 2	3,599
Public Building I/F	590
Grand Total	\$36,764

Summary of Impact Fees	2006 Actual
School	\$24,924
Roads	6,615
Fire Rescue	1,036
Parks	3,599
Public Building	590
Grand Total	\$36,764

**Board of County Commissioners
Detail Impact Fee Revenue
Town of Manalapan**

Descriptions	2006 Actual
School I/F Zone 2	\$0
Roads I/F Zone 4	32,033
Parks I/F Zone 2	10,890
Public Building I/F	891
Grand Total	\$43,814

Summary of Impact Fees	2006 Actual
School	\$0
Roads	32,033
Parks	10,890
Public Building	891
Grand Total	\$43,814

**Board of County Commissioners
Detail Impact Fee Revenue
Town of Mangonia Park**

Descriptions	2006 Actual
School I/F Zone 2	\$0
Roads I/F Zone 3	0
Parks I/F Zone 2	0
Public Building I/F	0
Library I/F	0
Grand Total	\$0

Summary of Impact Fees	2006 Actual
School	\$0
Roads	0
Parks	0
Public Building	0
Library	0
Grand Total	\$0

**Board of County Commissioners
Detail Impact Fee Revenue
Village of North Palm Beach**

Descriptions	2006 Actual
School I/F Zone 1	\$108,222
Roads I/F Zone 1	109,881
Parks I/F Zone 1	25,038
Public Building I/F	5,120
Grand Total	\$248,261

Summary of Impact Fees	2006 Actual
School	\$108,222
Roads	109,881
Parks	25,038
Public Building	5,120
Grand Total	\$248,261

**Board of County Commissioners
Detail Impact Fee Revenue
Town of Ocean Ridge**

<u>Descriptions</u>	<u>2006 Actual</u>
School I/F Zone 2	\$2,530
School I/F Zone 3	3,673
Roads I/F Zone 4	0
Parks I/F Zone 2	388
Parks I/F Zone 3	593
Public Building I/F	336
Library I/F	131
Grand Total	<u><u>\$7,651</u></u>

<u>Summary of Impact Fees</u>	<u>2006 Actual</u>
School	\$6,203
Roads	0
Parks	981
Public Building	336
Library	131
Grand Total	<u><u>\$7,651</u></u>

**Board of County Commissioners
Detail Impact Fee Revenue
City of Pahokee**

Descriptions	2006 Actual
Public Building I/F	0
Library I/F	0
Grand Total	\$0

Summary of Impact Fees	2006 Actual
Public Building	0
Library	0
Grand Total	\$0

**Board of County Commissioners
Detail Impact Fee Revenue
Town of Palm Beach**

Descriptions	2006 Actual
School I/F Zone 2	\$29,549
Roads I/F Zone 1	0
Roads I/F Zone 2	20,230
Roads I/F Zone 4	0
Parks I/F Zone 2	4,672
Public Building I/F	937
Grand Total	\$55,388

Summary of Impact Fees	2006 Actual
School	\$29,549
Roads	20,230
Parks	4,672
Public Building	937
Grand Total	\$55,388

**Board of County Commissioners
Detail Impact Fee Revenue
City of Palm Beach Gardens**

Descriptions	2006 Actual
School I/F Zone 1	\$612,091
Roads I/F Zone 1	3,569,493
Parks I/F Zone 1	421,783
Public Building I/F	165,543
Library I/F	89,807
Grand Total	\$4,858,717

Summary of Impact Fees	2006 Actual
School	\$612,091
Roads	3,569,493
Parks	421,783
Public Building	165,543
Library	89,807
Grand Total	\$4,858,717

**Board of County Commissioners
Detail Impact Fee Revenue
Town of Palm Beach Shores**

Descriptions	2006 Actual
School I/F Zone 1	\$0
Roads I/F Zone 1	0
Parks I/F Zone 1	0
Public Building I/F	0
Library I/F	0
Grand Total	\$0

Summary of Impact Fees	2006 Actual
School	\$0
Roads	0
Parks	0
Public Building	0
Library	0
Grand Total	\$0

**Board of County Commissioners
Detail Impact Fee Revenue
Village of Palm Springs**

Descriptions	2006 Actual
School I/F Zone 2	\$178,089
Roads I/F Zone 2	503,383
Parks I/F Zone 2	96,512
Public Building	10,401
Grand Total	\$788,385

Summary of Impact Fees	2006 Actual
School	\$178,089
Roads	503,383
Parks	96,512
Public Building	10,401
Grand Total	\$788,385

**Board of County Commissioners
Detail Impact Fee Revenue
City of Riviera Beach**

Descriptions	2006 Actual
School I/F Zone 1	\$2,182,698
School I/F Zone 2	4,260
Roads I/F Zone 1	2,714,728
Roads I/F Zone 2	5,590
Parks I/F Zone 1	405,936
Parks I/F Zone 2	0
Public Building I/F	118,279
Grand Total	\$5,431,491

Summary of Impact Fees	2006 Actual
School	\$2,186,958
Roads	2,720,318
Parks	405,936
Public Building	118,279
Grand Total	\$5,431,491

**Board of County Commissioners
Detail Impact Fee Revenue
Village of Royal Palm Beach**

Descriptions	2006 Actual
School I/F Zone 4	\$274,813
Roads I/F Zone 3	3,343,257
Parks I/F Zone 2	86,961
Public Building I/F	93,954
Library I/F	16,816
Grand Total	\$3,815,801

Summary of Impact Fees	2006 Actual
School	\$274,813
Roads	3,343,257
Parks	86,961
Public Building	93,954
Library	16,816
Grand Total	\$3,815,801

**Board of County Commissioners
Detail Impact Fee Revenue
City of South Bay**

Descriptions	2006 Actual
Public Building I/F	0
Library I/F	0
Grand Total	\$0

Summary of Impact Fees	2006 Actual
Public Building	0
Library	0
Grand Total	\$0

**Board of County Commissioners
Detail Impact Fee Revenue
Town of South Palm Beach**

Descriptions	2006 Actual
School I/F Zone 2	\$0
Roads I/F Zone 2	0
Roads I/F Zone 4	0
Fire Rescue	0
Parks I/F Zone 2	0
Public Building I/F	0
Grand Total	\$0

Summary of Impact Fees	2006 Actual
School	\$0
Roads	0
Fire Rescue	0
Parks	0
Public Building	0
Grand Total	\$0

**Board of County Commissioners
Detail Impact Fee Revenue
Village of Tequesta**

Descriptions	2006 Actual
School I/F Zone 1	\$110,726
Roads I/F Zone 1	140,743
Parks I/F Zone 1	35,866
Public Building I/F	5,431
Library I/F	6,952
Grand Total	\$299,718

Summary of Impact Fees	2006 Actual
School	\$110,726
Roads	140,743
Parks	35,866
Public Building	5,431
Library	6,952
Grand Total	\$299,718

**Board of County Commissioners
Detail Impact Fee Revenues
Unincorporated Palm Beach County**

<u>Impact Fee Zones</u>	<u>2006 Actuals</u>
School I/F Zone 1	\$462,917
School I/F Zone 2	3,959,420
School I/F Zone 3	3,354,506
School I/F Zone 4	1,260,178
Roads I/F Zone 1	535,434
Roads I/F Zone 2	1,683,605
Roads I/F Zone 3	4,106,511
Roads I/F Zone 4	3,508,970
Roads I/F Zone 5	3,180,832
Law Enforcement I/F Zone 2	464,876
Fire Rescue I/F	1,864,723
Parks I/F Zone 1	550,722
Parks I/F Zone 2	2,158,262
Parks I/F Zone 3	2,545,151
Public Building I/F	626,621
Library I/F	789,347
Grand Total	<u><u>\$31,052,075</u></u>

Summary of Unincorporated P.B. County	2006 Actual
School	\$9,037,021
Roads	13,015,352
Law	464,876
Fire Rescue	1,864,723
Parks	5,254,135
Public Building	626,621
Library	789,347
Grand Total	<u><u>\$31,052,075</u></u>

**Board of County Commissioners
Detail Impact Fee Revenue
Village of Wellington**

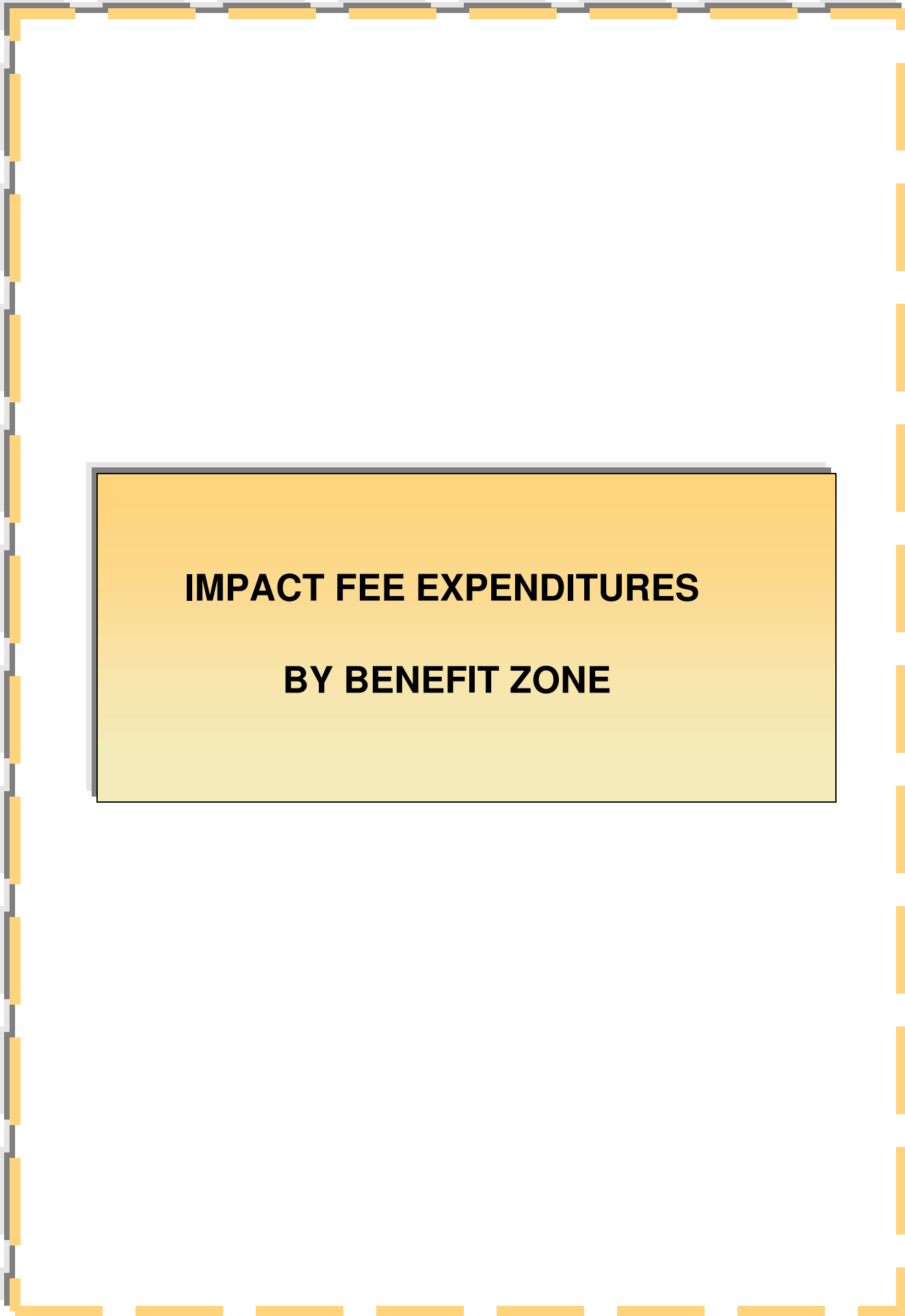
<u>Descriptions</u>	<u>2006 Actual</u>
School I/F Zone 4	\$1,195,330
Roads I/F Zone 3	1,162,857
Roads I/F Zone 4	9,761
Law Enforcement I/F	54,641
Fire Rescue	183,395
Parks I/F Zone 2	335,026
Public Building I/F	62,269
Library I/F	67,090
Grand Total	<u><u>\$3,070,369</u></u>

Summary of Impact Fees	2006 Actual
School	\$1,195,330
Roads	1,172,618
Law	54,641
Fire Rescue	183,395
Parks	335,026
Public Building	62,269
Library	67,090
Grand Total	<u><u>\$3,070,369</u></u>

**Board of County Commissioners
Detail Impact Fee Revenue
City of West Palm Beach**

<u>Descriptions</u>	<u>2006 Actual</u>
School I/F Zone 2	\$1,834,170
School I/F Zone 4	104,012
Roads I/F Zone 2	4,469,695
Roads I/F Zone 3	100,126
Parks I/F Zone 1	27,520
Parks I/F Zone 2	859,493
Public Building I/F	181,116
Grand Total	<u><u>\$7,576,132</u></u>

Summary of Impact Fees	2006 Actual
School	\$1,938,182
Roads	4,569,821
Parks	887,013
Public Building	181,116
Grand Total	<u><u>\$7,576,132</u></u>



**IMPACT FEE EXPENDITURES
BY BENEFIT ZONE**

**Board of County Commissioners
Impact Fees Expenditures
Road Program Zone 1**

<u>Project Name:</u>	2006 Expenditures
13th St/Old Dixie Hwy To US1	\$116,321
Congress-Northlake/Alt A1A	55,291
Roosevelt-Indiantown/Martin Co	145,222
Northlake Reliever - Military/Grdn	14,321
Old Dixie Hwy/Park Ave-Northlake	142,870
Donald Ross Rd/Alternate A1A	11,200
Indiantown Rd/I-95 Interchange Study	20,973
Alt A1A/T Penna Dr to Indntwn	115,277
Jog Rd/Hood Rd to Donald Ross	346,746
Alt A1A/F Small Rd-Toney Penna	257,695
Silver Bch Rd/E of Con-Old Dix	37,267
Hood Rd&Military Trail Intersection Imp.	1,320,000
Indiantown Rd/Jupiter Farms Rd to W of Tui	94,850
Central Blvd/Indiantown Rd to Longshore	212,854
Grand Total	\$2,890,887

**Board of County Commissioners
Impact Fees Expenditures
Road Program Zone 2**

<u>Project Name:</u>	2006 Expenditures
Belvedere Rd/E of Jog to Military	\$29,308
Haverhill Rd/Okeechobee to Community	141,339
Roebuck Rd - Jog Rd /Haverhill	60,802
10th Ave N-Military/Congress	12,549
Haverhill Rd - 45th St./Beeline Hwy.	93,219
Okeechobee Blvd & Australian Blvd Int	12,373
Community Dr/Military To Village Bl	37,800
Summit Blvd @ Congress Ave	31,146
Forest Hill Blvd @ Jog Road	45,236
10th Ave N/Congress To I-95	43,080
Lyons/N of Frst Hill to S of 80	844,721
45th/Jog Rd to Haverhill	146,373
Westgate Ave/Congress Ave to Australian	109,718
Australian Ave/Blue Heron Dr To Old Dixie Hwy	45,192
Australian Ave/Banyan Ave to 45th St	6,800
Haverhill Rd/10th N To Purdy	1,928,979
Haverhill Rd/N of Caribbean To Beeline Hwy	2,405
Grand Total	\$3,591,040

**Board of County Commissioners
Impact Fees Expenditures
Road Program Zone 3**

<u>Project Name:</u>	2006 Expenditures
Northlake BL/Sem Pratt-Coconut	\$935,372
Orange Blvd & Coconut Blvd Intersection	\$7,051
Jog Rd - Okeechobee/Roebuck	\$53,869
Roebuck Rd/SR 7 to Jog Rd	\$215,622
Roebuck Rd - Jog Rd/Haverhill	\$86,345
Northlake - Coconut Blvd/Ibis	\$6,641
Seminole Pratt - Northlake/Beeline	\$381,661
Persimmon-E End Connect/Okeechobee	\$396,754
Jog Rd - Roebuck Rd/45th St	\$419,925
Seminole Pratt-Okeechobee/Sycamore	\$2,021,715
Seminole PW - SR 80/Okeechobee	\$1,031,699
Seminole PW - Sycamore/Orange	\$198,793
Seminole Pratt/Sycamore Dr. To N Of Sycam	\$1,716,555
Seminole PW - Orange/Northlake	\$143,586
Orange Blvd/Seminole Pratt to E of FO	\$238,013
Okeechobee-W of SR7/E of Jog	\$58,003
Forest Hill Blvd/Wellington Trace to SR80	\$35,500
Roebuck Rd-1 Mile West of Jog Rd to Jog Rd	\$5,862
60th/RPB Blvd To Persimmon N Ext & P	\$99,712
SR 80/Forest Hill Blvd. Inter.	\$145,402
Grnview Shr/S Shore to Well Tr	\$45,473
SR 7/S of LW Rd - No of Southern	\$3,450
PGA Blvd/Seminole Pratt to 1.5 Mile E	\$638,594
PGA Blvd/1.5 Mile E of Seminole Pratt to E O	\$185,723
Grand Total	\$9,071,320

**Board of County Commissioners
Impact Fees Expenditures
Road Program Zone 4**

<u>Project Name:</u>	2006 Expenditures
Fearnley Rd@Hagen Ranch Align	\$766,244
Woolbright Rd/Corporate Dr-Seac	2,500
Congress/Lantana To Melaleuca	376,062
Lantana Rd/High Ridge Rd to Redding R	4,906
Lantana Rd - SR 7/Grand Lacuna	3,636
Haverhill Rd/LWDD L-19 Canal To Hypoluxo	121,811
Lawrence - Boynton Beach/Gateway	2,922,589
Haverhill Rd - Lantana/Melaleuca	6,747
Hypoluxo Rd/E of Lyons Rd To W of Hagen Ranch Rd	465,592
Hypoluxo Rd/High Ridge to Seacrest B	1,830
Melaleuca Lane - Jog/Haverhill	2,279,119
Congress - Hypoluxo - Lantana	139,047
Congress-Melaleuca/Lake Worth	1,421,294
Hypoluxo Rd/Jog Rd to Military	41,846
Grand Total	\$8,553,223

**Board of County Commissioners
Impact Fees Expenditures
Road Program Zone 5**

<u>Project Name:</u>	2006 Expenditures
Linton Blvd-Military/Congress	\$183,388
Jog-W Atlantic Ave/S of Lk Ida	419,322
SR7/Broward Cty Line to Glades Rd	5,625
Hagen Ranch - W Atlantic/Boynton Bch	14,097
Old Dixie Hwy/Yamato Rd To Linton Blvd	96,368
Cain Blvd/Glades Rd to Yamato	46,143
Clint Moore - SR 7/Jog Rd	590,373
Lyons Rd/W Atlantic to S of Boynton	293,100
Lyons Rd - Glades Rd/Yamato Rd	172,024
Boca Rio Rd/SW 18th St to Palmetto P	84,458
Jog - Glades/Clintmoore	8,253
Glades/W of Powerline to E	202,592
Woolbright/Hagen Ranch to Jog Rd	9,678
Palmetto Pk Rd/W of Pwrlne-I95	136,825
Grand Total	\$2,262,246

**Board of County Commissioners
Impact Fees Expenditures
Law Enforcement**

Project Name:

**2006
Expenditures**

**PBSO West Acreage Substation
PBSO W Boynton Regional Center
PBSO District 6 @ W. Delray
PBSO Aviation
PBSO K-9 Expansion
Grand Total**

88
737,188
36,948
60,075
5,820
\$840,119

**Board of County Commissioners
Impact Fees Expenditures
Fire Rescue**

<u>Project Name:</u>	2006 Expenditures
Training Facility	\$660,409
West Lantana Station	388,590
Station 22 Replacement	3,414
Station 56	82,225
Minto Station	3,430
Station 36 Replacement	104
Seminole Pratt/Beeline Station	382,816
Station 44	884,030
Grand Total	\$2,405,018

**Board of County Commissioners
Impact Fees Expenditures
Parks & Recreation Zone 1**

<u>Project Name:</u>	2006 Expenditures
Moroso Park	59,601
Riverbend/Reese Grove Pk Ph II	971,966
Jupiter Farms Park Improvement	352,128
District Park "F" (Acreage) Design & D	3,696,332
Phil Foster Park Improvements	1,662,729
Jupiter Park Beach Expansion	13,448
Burt Reynolds Park Improvements	30,154
Dubois Park Riverwalk Improv.	72,454
Carlin Park Improve/Phase I	52,237
Ocean Cay Park Phase I	33,999
Grand Total	\$6,945,048

**Board of County Commissioners
Impact Fees Expenditures
Parks & Recreation Zone 2**

<u>Project Name:</u>	2006 Expenditures
District Park B-Acquisition & Devel	\$8,629
Park Ridge Golf Course	4,455,488
Santaluces Ath Cmplx - Fld Lghts	66,903
Okeeheelee Park Boat Ramp	6,789
Okeeheelee Golf Course Improvements	57,319
John Prince Park Improvements	5,224
John Prince Park Admin Bldg	392,160
District Park "F" (Acreage) Design & D	5,073,638
Peanut Island Design & Development	410,986
John Prince Park Campground	600,000
John Prince Golf Learning Center	420,770
John Prince Park/LW Rd Area	8,506
John Prince Park Improvements Phase IV	39,073
Lake Lytal Park Improvements	438,704
Sansbury Way Park	10,294
Therapeutic Recreation Complex	3,484,990
West Boynton Recreation Center Improve	19,245
Calypso Bay Wtrpk Improve/Ph I	16,208
Okeeheelee South Park Dev Phase III	42,376
Okeeheelee Park Tennis Center Impr	22,248
Jim Brandon Equestrian Center	832,171
John Prince Park Improvements	410
J Prince Pk Admin. Bldg Ph II	2,670
J. Prince Park North Restroom	1,583
Lantana Landfill Dist Pk Ph I	69,169
Seminole Palms Park Improvement	25,409
Grand Total	\$16,510,962

**Board of County Commissioners
Impact Fees Expenditures
Parks & Recreation Zone 3**

<u>Project Name:</u>	2006 Expenditures
Loggers Run Park Phase III	\$3,250
Lake Ida Park Improvements	161,007
S. County Regional Tennis Ctr.	7
Morakami Museum & Gardens Improvements	5,339
Morakami Pk Entrance Improve	333,028
Morikami Museum Kiosk	8,000
S. Inlet Pk Picnic Area & FencG	3,571
South County Regional Park	672
District Park E Design & Dev	3,454
Milani Park	26,153
South County Regional Phase II	796,328
Grand Total	\$1,340,809

**Board of County Commissioners
Impact Fees Expenditures
Public Building**

Project Name:

**Field Operations & Support Ctr
S. Cnty Courthouse Expansion
Headstr/Sr Center LW Corridor
Vista Center Parcel 22 Bldg
Judicial Garage (600 Spaces)
County Industrial Facility
N. Count Gov Ctr - Phase II
Grand Total**

2006 Expenditures
\$363,670
666,495
591,807
3,133,631
147,021
34,000
39,807
\$4,976,431

**Board of County Commissioners
Impact Fees Expenditures
Library**

Project Name:

**2006
Expenditures**

**Acreage Branch
West Boca Branch (New)
West Lantan Branch (New)
Grand Total**

\$49,117
2,420
2,420
\$53,957

**Board of County Commissioners
Impact Fees Expenditures
School Zone 1**

Project Name:

Independence Middle

Grand Total

**2006
Expenditures**

\$6,700,000
\$6,700,000

**Board of County Commissioners
Impact Fees Expenditures
School Zone 2**

<u>Project Name:</u>	2006 Expenditures
Boynton Beach High School	\$10,763,000
Grand Total	\$10,763,000

**Board of County Commissioners
Impact Fees Expenditures
School Zone 3**

Project Name:

**Eagles Landing Middle
Boynton Delray Area Middle (Odyssey)
Grand Total**

2006 Expenditures
\$2,647,084
2,252,916
\$4,900,000

**Board of County Commissioners
Impact Fees Expenditures
School Zone 4**

Project Name:

Royal Palm Beach High School

Grand Total

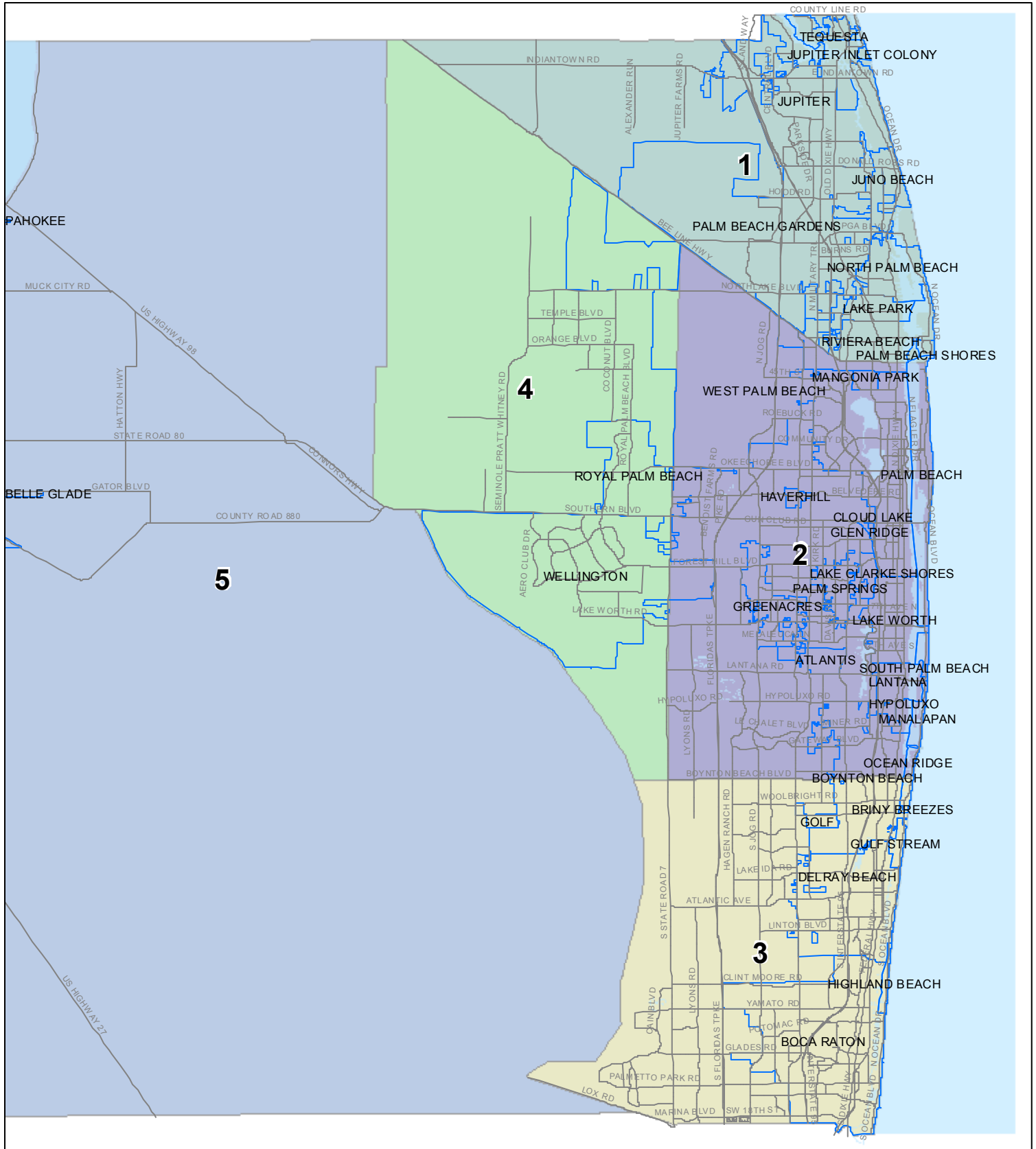
**2006
Expenditures**

\$5,700,000
\$5,700,000



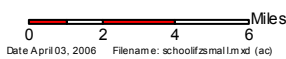
IMPACT FEE BENEFIT

ZONE MAPS



SCHOOL IMPACT FEE ZONES

- Municipal Boundaries
- 1
- 2
- 3
- 4
- 5

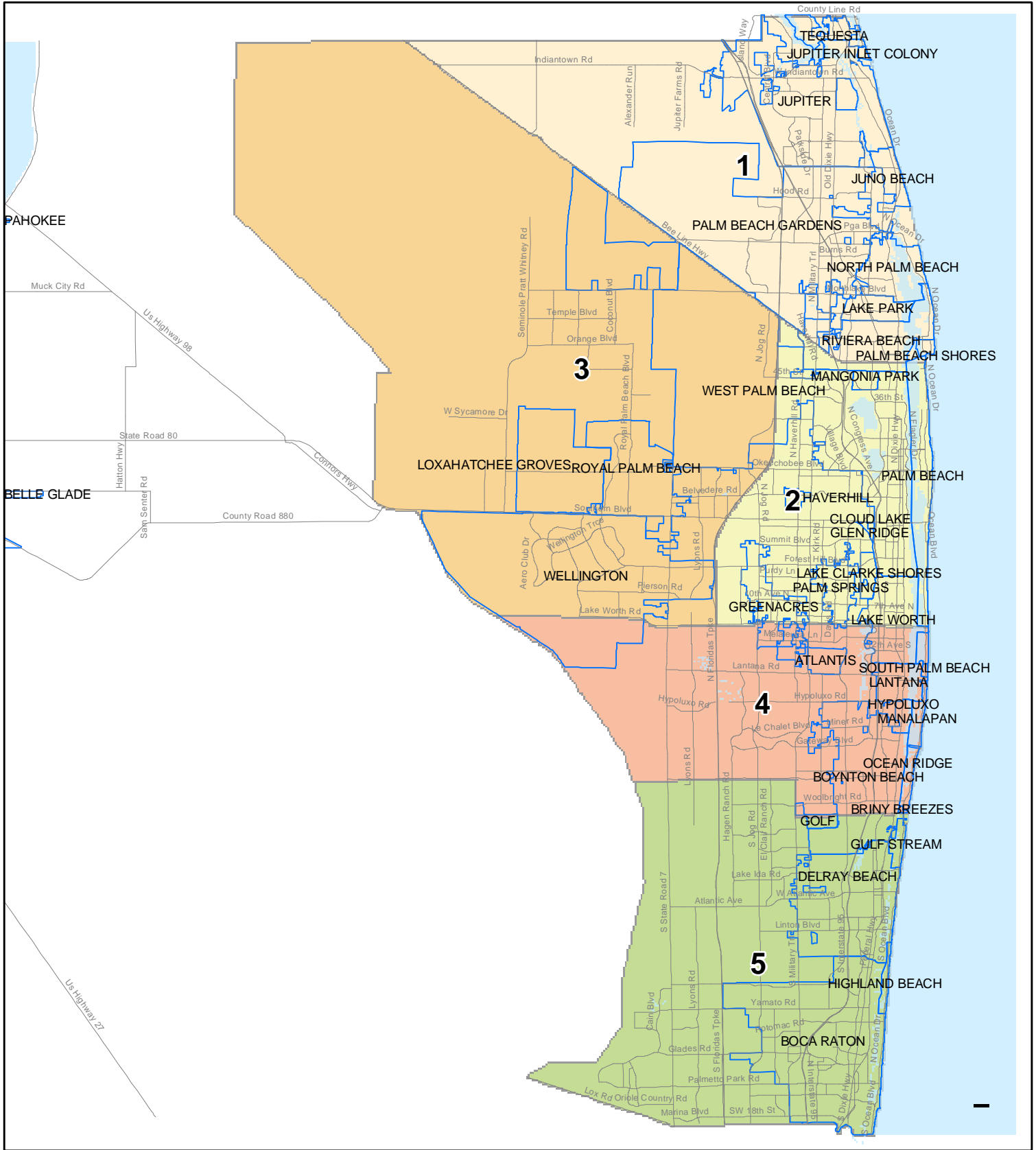


Date April 03, 2006 Filename: schoolifz\mail1.mxd (ac)



Planning, Zoning and Building Department - GIS

100 Australian Avenue
 West Palm Beach, FL 33406
 (561) 233-6000
 pzbmap@pbcgov.com
 www.pbcgov.com/pzb



ROAD IMPACT FEE ZONES

- Municipal Boundaries
- 1
- 2
- 3
- 4
- 5

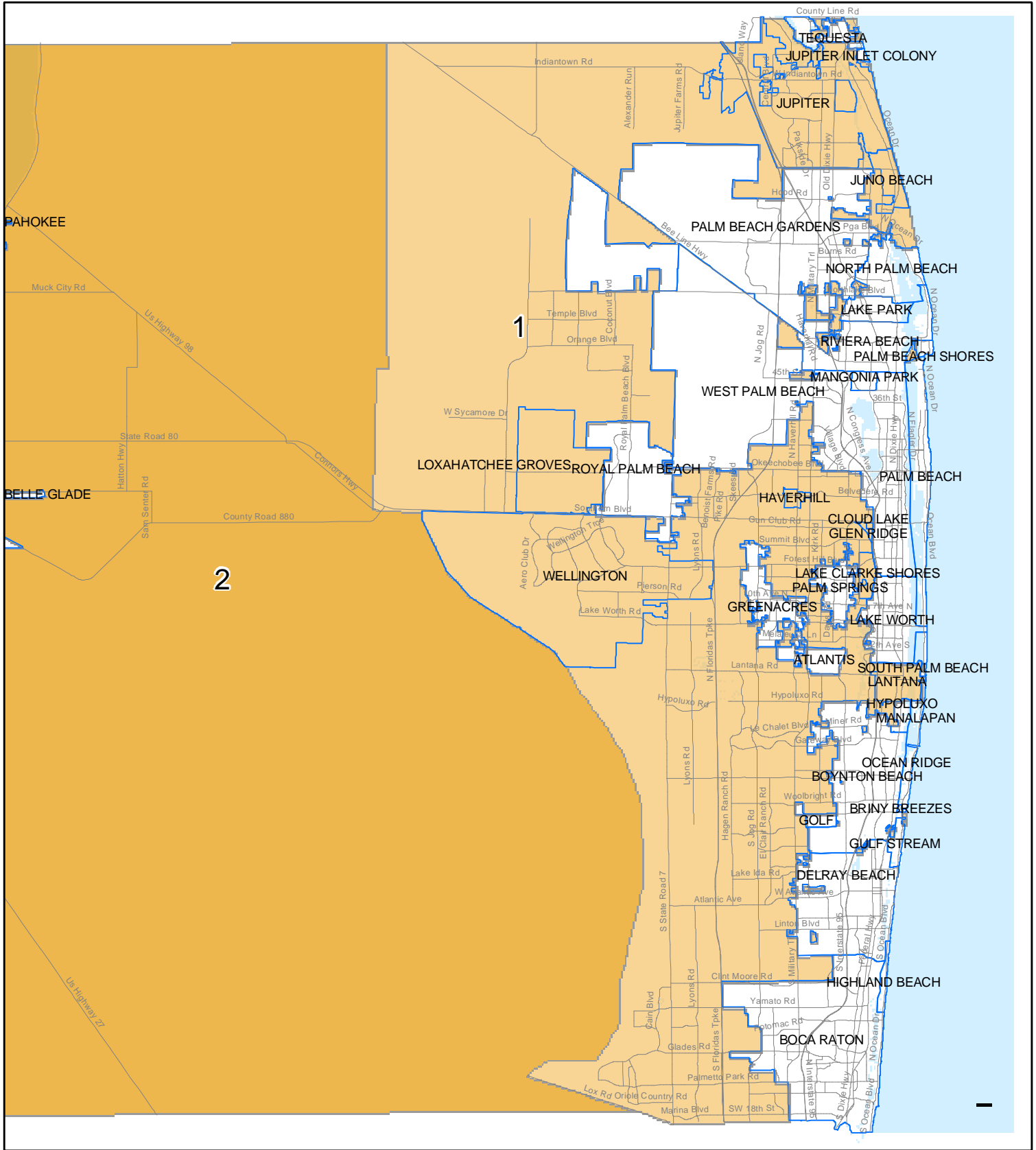


Date March 6, 2007 Filename: roadfzsmall.mxd (ac)






Planning, Zoning and Building Department - GIS

2300 N. Jog Road
 West Palm Beach, FL 33411
 (561) 233-5000
 pzmap@pbcgov.com
 www.pbcgov.com/pzb



FIRE IMPACT FEE ZONES

-  Municipal Boundaries
-  1
-  2

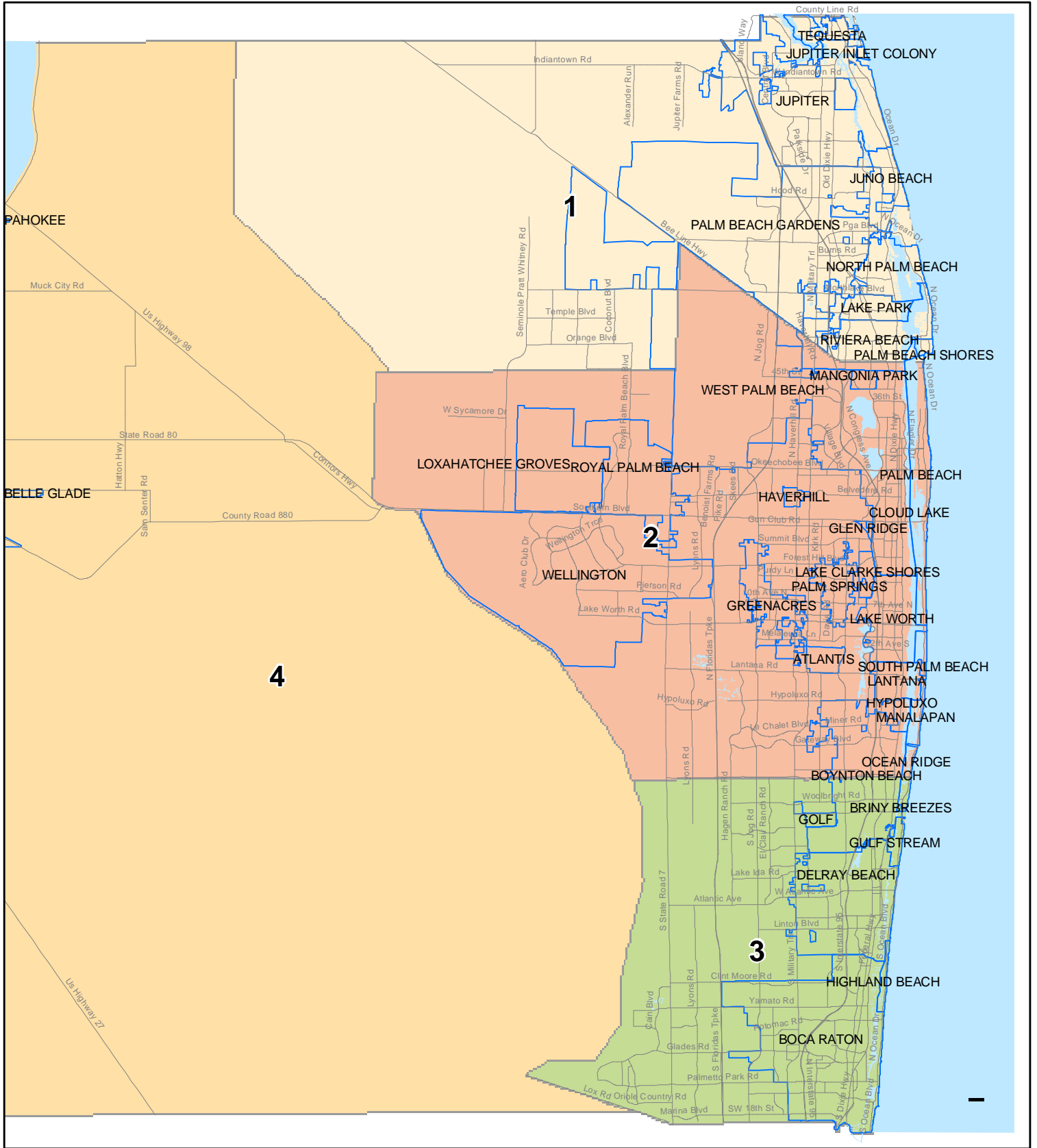


Date March 6, 2007 Filename: firefzsmall.mxd (ac)



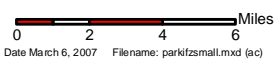
Planning, Zoning and Building Department - GIS

2300 N. Jog Road
 West Palm Beach, FL 33411
 (561) 233-5000
 pzbmap@pbcgov.com
 www.pbcgov.com/pzb



PARK IMPACT FEE ZONES

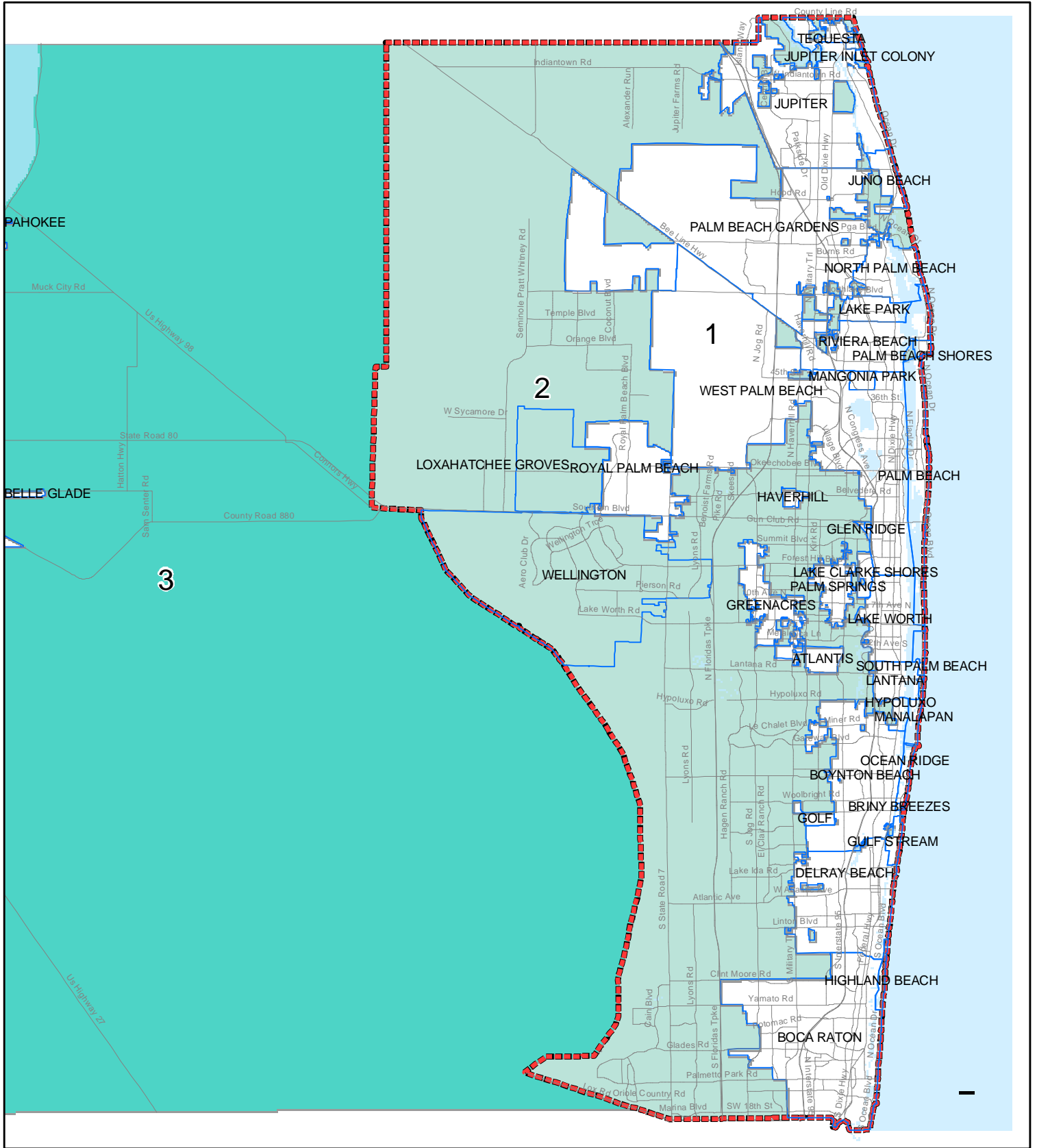
- Municipal Boundaries
- 1
- 3
- 2
- 4







Date March 6, 2007 File: park\zsmall.mxd (ac)



**Planning, Zoning and Building
Department - GIS**
 2300 N. Jog Road
 West Palm Beach, FL 33411
 (561) 233-5000
 pzbmap@pbcgov.com
 www.pbcgov.com/pzb

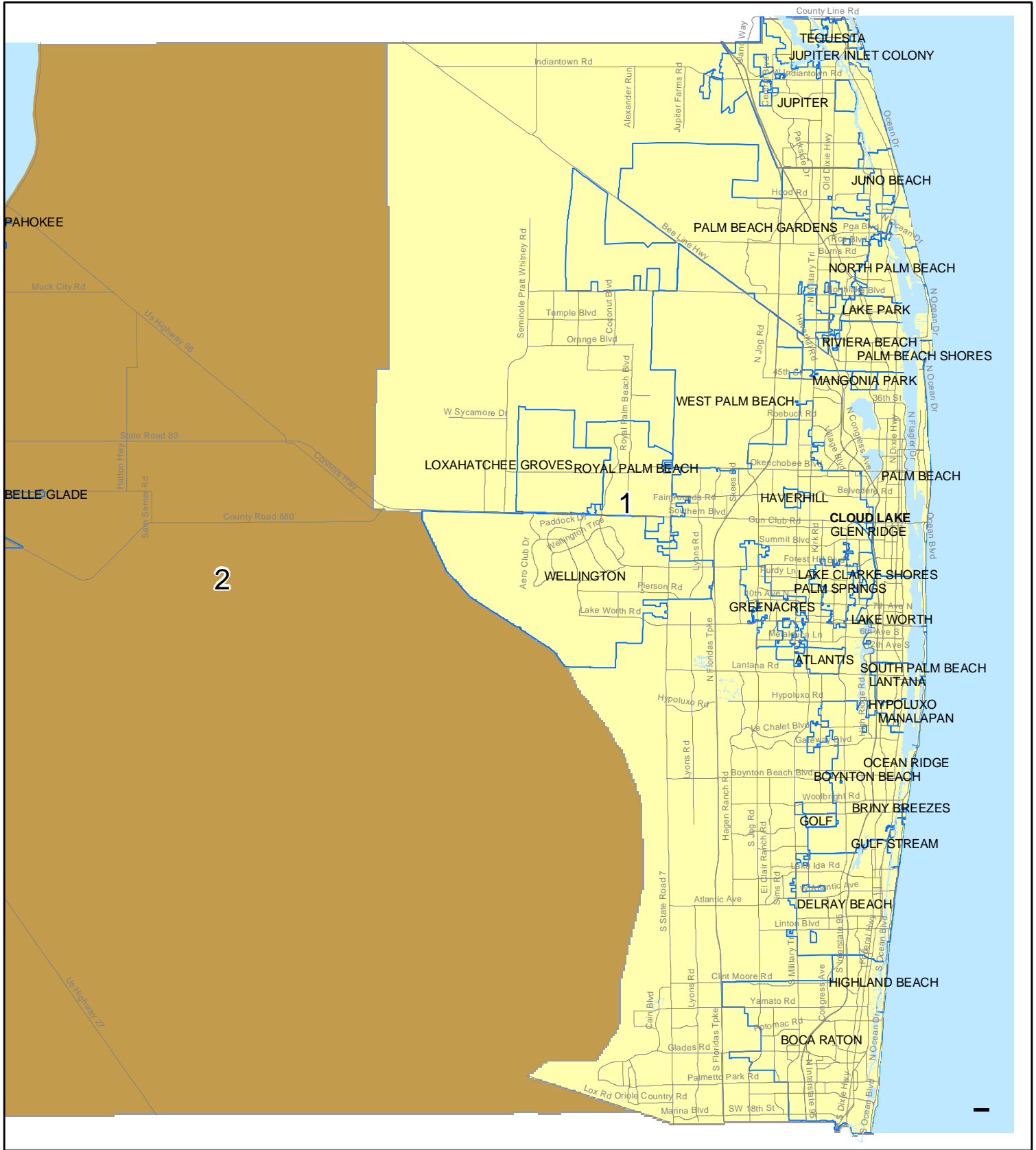


LAW ENFORCEMENT PATROL IMPACT FEE ZONES




-  Municipal Boundaries
-  1
-  2
-  3

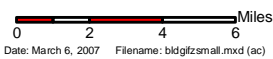


**Planning, Zoning and Building
Department - GIS**
 2300 N. Jog Road
 West Palm Beach, FL 33411
 (561) 233-5000
 pzbmap@pbcgov.com
 www.pbcgov.com/pzb

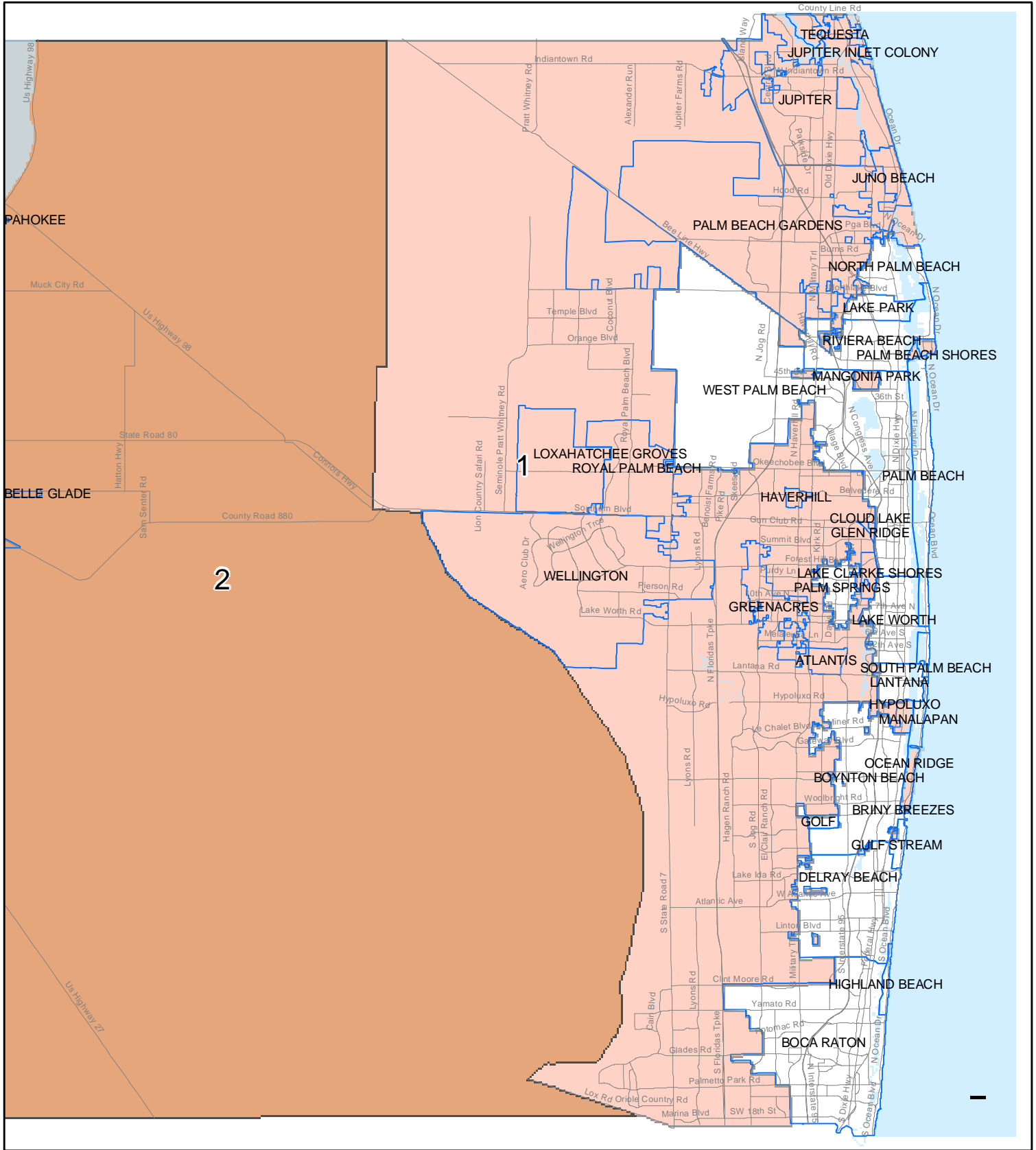


PUBLIC BUILDING IMPACT FEE ZONES




-  Municipal Boundaries
-  1
-  2



**Planning, Zoning and Building
Department - GIS**
 2300 N. Jog Road
 West Palm Beach, FL 33411
 (561) 233-5000
 pzmap@pbcgov.com
 www.pbcgov.com/pzb



LIBRARY IMPACT FEE ZONES

-  Municipal Boundaries
-  1
-  2



**Planning, Zoning and Building
Department - GIS**
 2300 N. Jog Road
 West Palm Beach, FL 33411
 (561) 233-5000
 pzbmap@pbcgov.com
 www.pbcgov.com/pzb