



**Board of County Commissioners
Impact Fee Report
For
Fiscal Year 2012**

**Board of County Commissioners
Impact Fee Report
For Fiscal Year 2012**

INDEX

Page

1 Acknowledgments

Introduction

2 - Introductory Letter

Impact Fee Summary Highlights

3 - Impact Fee Revenues & Expenditures for Fiscal Year 2012

4 - Summary of Impact Fee Revenues by Zone

5 - Summary of Impact Fee Expenditures by Zone

6 - Summary of Impact Fee Revenues by Municipality

7 - Credit Summary Report

Impact Fee Historical Trends

8 - Summary of Impact Fee Revenues by Fiscal Year 2007-2012

9 - Summary of Impact Fee Expenditures by Fiscal Year 2007-2012

Impact Fee Revenue by Municipality

10-48 - Detail Impact Fee Revenues by Municipality

Impact Fee Expenditures by Benefit Zone

49-53 - Impact Fee Expenditures for Roads

54 - Impact Fee Expenditures for Law Enforcement

55 - Impact Fee Expenditures for Fire Rescue

56-58 - Impact Fee Expenditures for Parks

59 - Impact Fee Expenditures for Public Buildings

60 - Impact Fee Expenditures for Libraries

61-64 - Impact Fee Expenditures for Schools

Impact Fee Benefit Zone Maps

65 - Impact Fee Benefit Zone Map for Schools

66 - Impact Fee Benefit Zone Map for Roads

67 - Impact Fee Benefit Zone Map for Law Enforcement

68 - Impact Fee Benefit Zone Map for Fire Rescue

69 - Impact Fee Benefit Zone Map for Parks

70 - Impact Fee Benefit Zone Map for Public Buildings

71 - Impact Fee Benefit Zone Map for Libraries

**PALM BEACH COUNTY
ACKNOWLEDGEMENTS**

Special recognition should be given to the following individuals for their effort in coordinating and preparing the 2012 Impact Fee Report.

**Office of Financial Management & Budget
(in alphabetical order)**

Liz Bloeser	Director of OFMB
Michele A. Bonanni	Financial Analyst II
Richard Iavarone	Director of Financial Management Division
Willie Swoope	Impact Fee Manager

**Municipal Collecting Agents
(in alphabetical order)**

**Boca Raton
Boynton Beach
Briny Breezes
Delray Beach
Golf
Greenacres
Juno Beach
Jupiter
Mangonia Park
North Palm Beach
Palm Beach Gardens
Palm Springs
Riviera Beach
Royal Palm Beach
Tequesta
Wellington**

Special thanks to:

County Commissioners, County Administrator, Deputy County Administrator, and Assistant County Administrators for their continuous support of the Impact Fee Program.


Palm Beach County's PZ&B Building and Accounting Staff for their efforts in collection and accounting of Impact Fees.

Palm Beach County's Information System Services & Finance Department for their continued support of the Impact Fee program.

IMPACT FEE

SUMMARY HIGHLIGHTS

Impact Fee Revenues & Expenditures For Fiscal Year 2012



**Board of County Commissioners
Collection of Impact Fees
By Zone**

Descriptions	2012 Actual
<u>School Program</u>	
Impact Fee Zone 1	\$1,870,648
Impact Fee Zone 2	1,809,210
Impact Fee Zone 3	3,918,401
Impact Fee Zone 4	2,462,223
<u>Road Program</u>	
Impact Fees Zone 1	1,123,471
Impact Fees Zone 2	956,598
Impact Fees Zone 3	4,043,798
Impact Fees Zone 4	2,381,542
Impact Fees Zone 5	3,945,578
<u>Law Enforcement Program</u>	
Law Enforcement Impact Fees	333,503
<u>Fire Rescue Program</u>	
Fire Rescue Impact Fees	1,086,038
<u>Parks Program</u>	
Impact Fees Z-1	506,743
Impact Fees Z-2	1,370,849
Impact Fees Z-3	1,504,823
<u>Other Programs</u>	
Public Building Impact Fees	680,975
Library Impact Fees	534,161
Grand Total	\$28,528,561

Descriptions	2012 Actual
School	\$10,060,482
Road	12,450,987
Law Enforcement	333,503
Fire/Rescue	1,086,038
Parks	3,382,415
Public Building	680,975
Library	\$534,161
Grand Total	\$28,528,561

**Board of County Commissioners
Summary of Impact Fee Expenditures
By Zone**

<u>Descriptions</u>	<u>2012 Expenditures</u>
Roads I/F - Zone 1	\$4,473,396
Roads I/F - Zone 2	4,072,551
Roads I/F - Zone 3	5,366,511
Roads I/F - Zone 4	5,066,588
Roads I/F - Zone 5	3,095,285
Law Enforcement	0
Fire Rescue I/F	0
Parks I/F Zone 1	335,466
Parks I/F Zone 2	49,705
Parks I/F Zone 3	715,757
Public Building I/F	106,776
Library I/F	3,015,499
School I/F Zone 1	0
School I/F Zone 2	0
School I/F Zone 3	0
School I/F Zone 4	0
Grand Total	<u><u>\$26,297,534</u></u>

Summary of Impact Fees	2012 Actual
School	\$0
Roads	22,074,331
Law	0
Fire Rescue	0
Parks	1,100,928
Public Building	106,776
Library	3,015,499
Grand Total	<u><u>\$26,297,534</u></u>

**Board of County Commissioners
Summary of Impact Fee Revenue
By Municipality**

<u>Descriptions</u>	<u>2012 Actual</u>
Atlantis	\$0
Belle Glade	0
Boca Raton	2,281,615
Boynton Beach	882,636
Briny Breeze	0
Cloud Lake	0
Delray Beach	3,838,058
Glen Ridge	0
Golf	0
Greenacres	306,434
Gulfstream	0
Haverhill	52,315
Highland Beach	1,964
Hypoluxo	0
Juno Beach	36,913
Jupiter	1,870,850
Jupiter Inlet Colony	5,726
Lake Clarke Shores	0
Lake Park	7,679
Lake Worth	99,618
Lantana	30,740
Loxahatchee Groves	149,622
Manalapan	22,078
Mangonia Park	0
North Palm Beach	39,103
Ocean Ridge	17,284
Pahokee	0
Palm Beach	39,126
Palm Beach Gardens	879,992
Palm Beach Shores	0
Palm Springs	51,446
Riviera Beach	348,478
Royal Palm Beach	2,765,143
South Bay	0
South Palm Beach	0
Tequesta	103,235
Unincorporated P.B.C.	10,799,961
Wellington	3,415,159
West Palm Beach	483,386
Grand Total	<u><u>\$28,528,561</u></u>

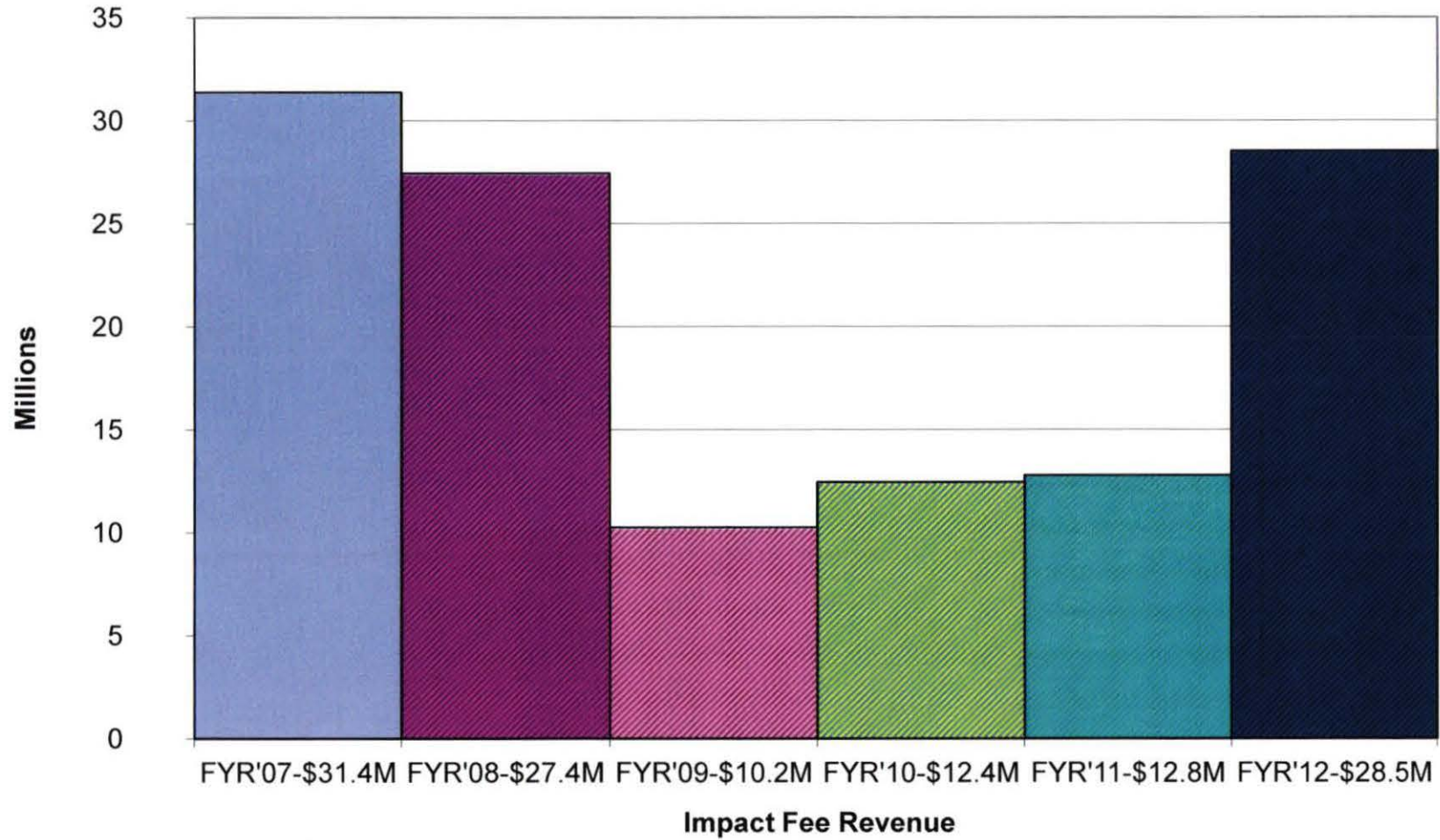
Palm Beach County Credit Summary Report Fiscal Year 2012

Impact Fee Components September-12	<----- Monthly Credit ----->		<----- Total Credit ----->		Available Credit Balances as of September 30, 2012
	Allowed	Used	Authorized	Used	
Fire Rescue	\$0.00	\$0.00	\$19,956.54	\$8,529.22	\$11,427.32
Parks	\$0.00	\$0.00	\$4,296,045.40	\$2,664,861.73	\$1,631,183.67
Schools	\$0.00	\$0.00	\$9,191,723.15	\$7,803,477.71	\$1,388,245.44
Roads	\$0.00	\$175,505.36	\$131,375,067.41	\$92,348,193.00	\$39,026,874.41
Libraries	\$0.00	\$0.00	\$8,213.94	\$5,017.36	\$3,196.58
Public Buildings	\$0.00	\$0.00	\$11,179.82	\$4,621.58	\$6,558.24
Law - County	\$0.00	\$0.00	\$4,079.14	\$1,749.94	\$2,329.20
Law - Patrol	\$0.00	\$0.00	\$411.50	\$8.04	\$403.46
Total	\$0.00	\$175,505.36	\$144,906,676.90	\$102,836,458.58	\$42,070,218.32

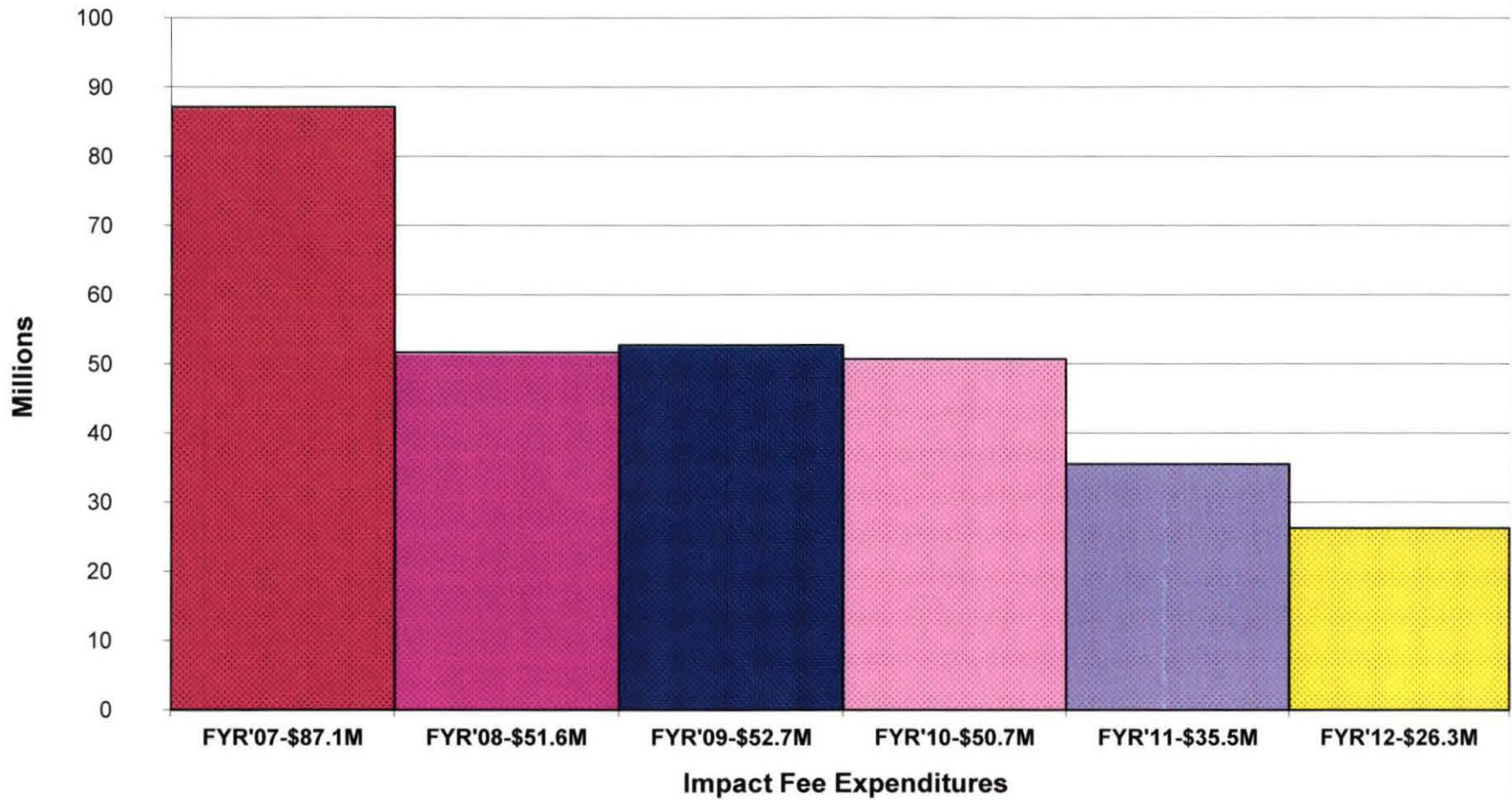
IMPACT FEE

HISTORICAL TRENDS

Impact Fee Revenue by Fiscal Year Fiscal Years 2007 - 2012



Impact Fee Expenditures by Fiscal Year Fiscal Years 2007 - 2012



**IMPACT FEE REVENUE
BY MUNICIPALITY**

**Board of County Commissioners
Detail Impact Fee Revenue
City of Atlantis**

Descriptions	2012 Actual
School I/F Zone 2	\$0
Roads I/F Zone 4	0
Parks I/F Zone 2	0
Public Building I/F	0
Library I/F	0
Grand Total	\$0

Summary of Impact Fees	2012 Actual
School	\$0
Roads	0
Parks	0
Public Building	0
Library	0
Grand Total	\$0

**Board of County Commissioners
Detail Impact Fee Revenue
City of Belle Glade**

Descriptions	2012 Actual
Public Building I/F	\$0
Library I/F	0
Grand Total	\$0

Summary of Impact Fees	2012 Actual
Public Building	\$0
Library	0
Grand Total	\$0

**Board of County Commissioners
Detail Impact Fee Revenue
City of Boca Raton**

Descriptions	2012 Actual
School I/F Zone 3	\$1,117,321
Roads I/F Zone 5	875,717
Parks I/F Zone 3	229,729
Public Building I/F	58,848
Grand Total	\$2,281,615

Summary of Impact Fees	2012 Actual
School	\$1,117,321
Roads	875,717
Parks	229,729
Public Building	58,848
Grand Total	\$2,281,615

**Board of County Commissioners
Detail Impact Fee Revenue
City of Boynton Beach**

Descriptions	2012 Actual
School I/F Zone 2	\$90,575
School I/F Zone 3	110,995
Roads I/F Zone 4	323,123
Roads I/F Zone 5	301,644
Parks I/F Zone 2	15,447
Parks I/F Zone 3	30,567
Public Building I/F	10,285
Grand Total	\$882,636

Summary of Impact Fees	2012 Actual
School	\$201,570
Roads	624,767
Parks	46,014
Public Building	10,285
Grand Total	\$882,636

**Board of County Commissioners
Detail Impact Fee Revenue
Town of Briny Breeze**

Descriptions	2012 Actual
School I/F Zone 3	\$0
Roads I/F Zone 4	0
Parks I/F Zone 3	0
Public Building I/F	0
Grand Total	\$0

Summary of Impact Fees	2012 Actual
School	\$0
Roads	0
Parks	0
Public Building	0
Grand Total	\$0

**Board of County Commissioners
Detail Impact Fee Revenue
Town of Cloud Lake**

<u>Descriptions</u>	<u>2012 Actual</u>
School I/F Zone 2	\$0
Roads I/F Zone 2	0
Law Enforcement I/F	0
Fire Rescue I/F	0
Parks I/F Zone 2	0
Public Building I/F	0
Library I/F	0
Grand Total	<u><u>\$0</u></u>

Summary of Impact Fees	2012 Actual
School	\$0
Roads	0
Law	0
Fire Rescue	0
Parks	0
Public Building	0
Library	0
Grand Total	<u>\$0</u>

**Board of County Commissioners
Detail Impact Fee Revenue
City of Delray Beach**

Descriptions	2012 Actual
School I/F Zone 3	\$1,370,680
Roads I/F Zone 5	2,074,097
Parks I/F Zone 3	322,810
Public Building I/F	70,471
Grand Total	\$3,838,058

Summary of Impact Fees	2012 Actual
School	\$1,370,680
Roads	2,074,097
Parks	322,810
Public Building	70,471
Grand Total	\$3,838,058

**Board of County Commissioners
Detail Impact Fee Revenue
Town of Glen Ridge**

<u>Descriptions</u>	<u>2012 Actual</u>
School I/F Zone 2	\$0
Roads I/F Zone 2	0
Law Enforcement I/F	0
Fire Rescue I/F	0
Parks I/F Zone 2	0
Public Building I/F	0
Library I/F	0
Grand Total	<u><u>\$0</u></u>

<u>Summary of Impact Fees</u>	<u>2012 Actual</u>
School	\$0
Roads	0
Law	0
Fire Rescue	0
Parks	0
Public Building	0
Library	0
Grand Total	<u><u>\$0</u></u>

**Board of County Commissioners
Detail Impact Fee Revenue
Village of Golf**

Descriptions	2012 Actual
School I/F Zone 3	\$0
Roads I/F Zone 5	0
Law Enforcement I/F	0
Parks I/F Zone 3	0
Public Building I/F	0
Grand Total	\$0

Summary of Impact Fees	2012 Actual
School	\$0
Roads	0
Law	0
Parks	0
Public Building	0
Grand Total	\$0

**Board of County Commissioners
Detail Impact Fee Revenue
City of Greenacres**

Descriptions	2012 Actual
School I/F Zone 2	\$67,157
Roads I/F Zone 2	202,054
Roads I/F Zone 4	2,584
Parks I/F Zone 2	26,485
Public Building I/F	5,146
Library I/F	3,008
Grand Total	\$306,434

Summary of Impact Fees	2012 Actual
School	\$67,157
Roads	204,638
Parks	26,485
Public Building	5,146
Library	3,008
Grand Total	\$306,434

**Board of County Commissioners
Detail Impact Fees Revenue
Town of Gulfstream**

Descriptions	2012 Actual
School I/F Zone 3	\$0
Road I/F Zone 5	0
Parks I/F Zone 3	0
Public Buildings	0
Grand Total	\$0

Summary of Impact Fees	2012 Actual
School	\$0
Roads	0
Parks	0
Public Buildings	0
Grand Total	\$0

**Board of County Commissioners
Detail Impact Fee Revenue
Town of Haverhill**

<u>Descriptions</u>	<u>2012 Actual</u>
School I/F Zone 2	\$17,177
Roads I/F Zone 2	23,288
Law Enforcement I/F	819
Fire Rescue I/F	2,552
Parks I/F Zone 2	7,064
Public Building I/F	677
Library I/F	738
Grand Total	<u><u>\$52,315</u></u>

Summary of Impact Fees	2012 Actual
School	\$17,177
Roads	23,288
Law	819
Fire Rescue	2,552
Parks	7,064
Public Building	677
Library	738
Grand Total	<u>\$52,315</u>

**Board of County Commissioners
Detail Impact Fee Revenue
Town of Highland Beach**

Descriptions	2012 Actual
School I/F Zone 3	\$1,552
Roads I/F Zone 5	1
Parks I/F Zone 3	383
Public Building I/F	28
Grand Total	\$1,964

Summary of Impact Fees	2012 Actual
School	\$1,552
Roads	1
Parks	383
Public Building	28
Grand Total	\$1,964

**Board of County Commissioners
Detail Impact Fee Revenue
Town of Hypoluxo**

Descriptions	2012 Actual
School I/F Zone 2	\$0
Roads I/F Zone 4	0
Parks I/F Zone 2	0
Public Building I/F	0
Library I/F	0
Grand Total	\$0

Summary of Impact Fees	2012 Actual
School	\$0
Roads	0
Parks	0
Public Building	0
Library	0
Grand Total	\$0

**Board of County Commissioners
Detail Impact Fee Revenue
Town of Juno Beach**

<u>Descriptions</u>	<u>2012 Actual</u>
School I/F Zone 1	\$13,373
Roads I/F Zone 1	15,836
Fire Rescue I/F	2,042
Parks I/F Zone 1	4,543
Public Building I/F	535
Library I/F	584
Grand Total	<u><u>\$36,913</u></u>

Summary of Impact Fees	2012 Actual
School	\$13,373
Roads	15,836
Fire Rescue	2,042
Parks	4,543
Public Building	535
Library	584
Grand Total	<u>\$36,913</u>

**Board of County Commissioners
Detail Impact Fee Revenue
Town of Jupiter**

Descriptions	2012 Actual
School I/F Zone 1	\$1,057,086
Roads I/F Zone 1	265,232
Fire Rescue I/F	231,604
Parks I/F Zone 1	209,609
Public Building I/F	56,976
Library I/F	50,343
Grand Total	\$1,870,850

Summary of Impact fees	2012 Actual
School	\$1,057,086
Roads	265,232
Fire Rescue	231,604
Parks	209,609
Public Building	56,976
Library	50,343
Grand Total	\$1,870,850

**Board of County Commissioners
Detail Impact Fee Revenue
Town of Jupiter Inlet Colony**

Descriptions	2012 Actual
School I/F Zone 1	\$4,863
Parks I/F Zone 1	693
Public Building I/F	81
Library I/F	89
Grand Total	\$5,726

Summary of Impact Fees	2012 Actual
School	\$4,863
Parks	693
Public Building	81
Library	89
Grand Total	\$5,726

**Board of County Commissioners
Detail Impact Fee Revenue
Town of Lake Clarke Shores**

Descriptions	2012 Actual
School I/F Zone 2	\$0
Roads I/F Zone 2	0
Fire Rescue I/F	0
Parks I/F Zone 2	0
Public Building I/F	0
Library I/F	0
Grand Total	\$0

Summary of Impact Fees	2012 Actual
School	\$0
Roads	\$0
Fire Rescue	0
Parks	0
Public Building	0
Library	0
Grand Total	\$0

**Board of County Commissioners
Detail Impact Fee Revenue
Town of Lake Park**

Descriptions	2012 Actual
School I/F Zone 1	\$1,866
Roads IF Zone 1	4,658
Parks I/F Zone 1	1,046
Public Building I/F	109
Grand Total	\$7,679

Summary of Impact Fees	2012 Actual
School	\$1,866
Roads	4,658
Parks	1,046
Public Building	109
Grand Total	\$7,679

**Board of County Commissioners
Detail Impact Fee Revenue
City of Lake Worth**

Descriptions	2012 Actual
School I/F Zone 2	\$58,486
Roads I/F Zone 2	25,151
Roads I/F Zone 4	4,657
Parks I/F Zone 2	7,741
Fire Rescue	1,859
Public Building I/F	1,724
Grand Total	\$99,618

Summary of Impact Fees	2012 Actual
School	\$58,486
Roads	29,808
Parks	7,741
Fire Rescue	7,865
Public Building	1,724
Grand Total	\$99,618

**Board of County Commissioners
Detail Impact Fee Revenue
Town of Lantana**

Descriptions	2012 Actual
School I/F Zone 2	\$11,605
Roads I/F Zone 4	15,006
Fire Rescue I/F	2,047
Parks I/F Zone 2	1,201
Public Building I/F	881
Grand Total	\$30,740

Summary of Impact Fees	2012 Actual
School	\$11,605
Roads	15,006
Fire Rescue	2,047
Parks	1,201
Public Building	881
Grand Total	\$30,740

**Board of County Commissioners
Detail Impact Fee Revenue
Town of Loxahatchee Groves**

Descriptions	2012 Actual
School I/F Zone 4	\$4,929
Roads I/F Zone 3	131,095
Parks I/F Zone 2	2,975
Fire Rescue	4,819
Library	311
Law Enforcement	1,069
Public Building I/F	4,424
Grand Total	\$149,622

Summary of Impact Fees	2012 Actual
School	\$4,929
Roads	131,095
Parks	2,975
Fire Rescue	4,819
Library	311
Law Enforcement	1,069
Public Building	4,424
Grand Total	\$149,622

**Board of County Commissioners
Detail Impact Fee Revenue
Town of Manalapan**

Descriptions	2012 Actual
School I/F Zone 2	\$9,387
Roads I/F Zone 4	9,315
Parks I/F Zone 2	3,063
Public Building I/F	313
Grand Total	\$22,078

Summary of Impact Fees	2012 Actual
School	\$9,387
Roads	9,315
Parks	3,063
Public Building	313
Grand Total	\$22,078

**Board of County Commissioners
Detail Impact Fee Revenue
Town of Mangonia Park**

Descriptions	2012 Actual
School I/F Zone 2	\$0
Roads I/F Zone 2	0
Parks I/F Zone 2	0
Public Building I/F	0
Library I/F	0
Grand Total	\$0

Summary of Impact Fees	2012 Actual
School	\$0
Roads	0
Parks	0
Public Building	0
Library	0
Grand Total	\$0

**Board of County Commissioners
Detail Impact Fee Revenue
Village of North Palm Beach**

Descriptions	2012 Actual
School I/F Zone 1	\$20,996
Roads I/F Zone 1	13,973
Parks I/F Zone 1	3,566
Public Building I/F	568
Grand Total	\$39,103

Summary of Impact Fees	2012 Actual
School	\$20,996
Roads	13,973
Parks	3,566
Public Building	568
Grand Total	\$39,103

**Board of County Commissioners
Detail Impact Fee Revenue
Town of Ocean Ridge**

Descriptions	2012 Actual
School I/F Zone 2	\$2,965
School I/F Zone 3	6,925
 Roads I/F Zone 4	 4,658
Parks I/F Zone 2	455
Parks I/F Zone 3	1,772
 Public Building I/F	 243
 Library I/F	 266
Grand Total	\$17,284

Summary of Impact Fees	2012 Actual
School	\$9,890
Roads	4,658
Parks	2,227
Public Building	243
Library	266
Grand Total	\$17,284

**Board of County Commissioners
Detail Impact Fee Revenue
City of Pahokee**

Descriptions	2012 Actual
Public Building I/F	\$0
Library I/F	0
Grand Total	\$0

Summary of Impact Fees	2012 Actual
Public Building	\$0
Library	0
Grand Total	\$0

**Board of County Commissioners
Detail Impact Fee Revenue
Town of Palm Beach**

Descriptions	2012 Actual
School I/F Zone 2	\$23,930
Roads I/F Zone 1	0
Roads I/F Zone 2	11,179
Roads I/F Zone 4	0
Parks I/F Zone 2	3,382
Public Building I/F	635
Grand Total	\$39,126

Summary of Impact Fees	2012 Actual
School	\$23,930
Roads	11,179
Parks	3,382
Public Building	635
Grand Total	\$39,126

**Board of County Commissioners
Detail Impact Fee Revenue
City of Palm Beach Gardens**

Descriptions	2012 Actual
School I/F Zone 1	\$519,529
Roads I/F Zone 1	183,657
Roads I/F Zone 3	0
Parks I/F Zone 1	134,538
Public Building I/F	21,581
Library I/F	20,687
Grand Total	\$879,992

Summary of Impact Fees	2012 Actual
School	\$519,529
Roads	183,657
Parks	134,538
Public Building	21,581
Library	20,687
Grand Total	\$879,992

**Board of County Commissioners
Detail Impact Fee Revenue
Town of Palm Beach Shores**

Descriptions	2012 Actual
School I/F Zone 1	\$0
Roads I/F Zone 1	0
Parks I/F Zone 1	0
Public Building I/F	0
Library I/F	0
Grand Total	\$0

Summary of Impact Fees	2012 Actual
School	\$0
Roads	0
Parks	0
Public Building	0
Library	0
Grand Total	\$0

**Board of County Commissioners
Detail Impact Fee Revenue
Village of Palm Springs**

Descriptions	2012 Actual
School I/F Zone 2	\$1,067
Roads I/F Zone 2	46,473
Parks I/F Zone 2	172
Public Building	2,318
Fire Rescue	1,416
Grand Total	\$51,446

Summary of Impact Fees	2012 Actual
School	1,067
Roads	46,473
Parks	172
Public Building	2,318
Fire Rescue	1,416
Grand Total	\$51,446

**Board of County Commissioners
Detail Impact Fee Revenue
City of Riviera Beach**

Descriptions	2012 Actual
School I/F Zone 1	\$4,180
School I/F Zone 2	930
Roads I/F Zone 1	328,324
Roads I/F Zone 2	0
Parks I/F Zone 1	492
Parks I/F Zone 2	70
Public Building I/F	14,482
Grand Total	\$348,478

Summary of Impact Fees	2012 Actual
School	\$5,110
Roads	328,324
Parks	562
Public Building	14,482
Grand Total	\$348,478

**Board of County Commissioners
Detail Impact Fee Revenue
Village of Royal Palm Beach**

Descriptions	2012 Actual
School I/F Zone 4	1,137,869
Roads I/F Zone 3	1,258,643
Parks I/F Zone 2	107,586
Public Building I/F	54,917
Library I/F	206,128
Grand Total	\$2,765,143

Summary of Impact Fees	2012 Actual
School	\$1,137,869
Roads	1,258,643
Parks	107,586
Public Building	54,917
Library	206,128
Grand Total	\$2,765,143

**Board of County Commissioners
Detail Impact Fee Revenue
City of South Bay**

Descriptions	2012 Actual
Public Building I/F	\$0
Library I/F	0
Grand Total	\$0

Summary of Impact Fees	2012 Actual
Public Building	\$0
Library	0
Grand Total	\$0

**Board of County Commissioners
Detail Impact Fee Revenue
Town of South Palm Beach**

Descriptions	2012 Actual
School I/F Zone 2	\$0
Roads I/F Zone 2	0
Roads I/F Zone 4	0
Fire Rescue	0
Parks I/F Zone 2	0
Public Building I/F	0
Grand Total	\$0

Summary of Impact Fees	2012 Actual
School	\$0
Roads	0
Fire Rescue	0
Parks	0
Public Building	0
Grand Total	\$0

**Board of County Commissioners
Detail Impact Fee Revenue
Village of Tequesta**

Descriptions	2012 Actual
School I/F Zone 1	\$24,275
Roads I/F Zone 1	70,285
Parks I/F Zone 1	7,693
Public Building I/F	928
Library I/F	54
Grand Total	\$103,235

Summary of Impact Fees	2012 Actual
School	\$24,275
Roads	70,285
Parks	7,693
Public Building	928
Library	54
Grand Total	\$103,235

**Board of County Commissioners
Detail Impact Fee Revenues
Unincorporated Palm Beach County**

<u>Impact Fee Zones</u>	<u>2012 Actuals</u>
School I/F Zone 1	\$224,479
School I/F Zone 2	1,442,082
School I/F Zone 3	1,310,929
School I/F Zone 4	200,020
Roads I/F Zone 1	241,507
Roads I/F Zone 2	457,692
Roads I/F Zone 3	882,159
Roads I/F Zone 4	1,755,972
Roads I/F Zone 5	1,001,531
Law Enforcement I/F Zone 2	286,850
Fire Rescue I/F	669,278
Parks I/F Zone 1	142,316
Parks I/F Zone 2	778,159
Parks I/F Zone 3	937,504
Public Building I/F	275,747
Library I/F	193,736
Grand Total	<u>\$10,799,961</u>

<u>Summary of Unincorporated P.B. County</u>	<u>2012 Actual</u>
School	\$3,177,510
Roads	4,338,861
Law	286,850
Fire Rescue	669,278
Parks	1,857,979
Public Building	275,747
Library	193,736
Grand Total	<u>\$10,799,961</u>

**Board of County Commissioners
Detail Impact Fee Revenue
Village of Wellington**

<u>Descriptions</u>	<u>2012 Actual</u>
School I/F Zone 4	\$1,101,228
Roads I/F Zone 3	1,595,811
Roads I/F Zone 4	0
Law Enforcement I/F	44,764
Fire Rescue	170,421
Parks I/F Zone 2	378,745
Public Building I/F	65,971
Library I/F	58,219
Grand Total	<u><u>\$3,415,159</u></u>

Summary of Impact Fees	2012 Actual
School	\$1,101,228
Roads	1,595,811
Law	44,764
Fire Rescue	170,421
Parks	378,745
Public Building	65,971
Library	58,219
Grand Total	<u>\$3,415,159</u>

**Board of County Commissioners
Detail Impact Fee Revenue
City of West Palm Beach**

<u>Descriptions</u>	<u>2012 Actual</u>
School I/F Zone 2	\$92,406
School I/F Zone 4	9,622
Roads I/F Zone 2	190,761
Roads I/F Zone 3	134,905
Parks I/F Zone 1	2,247
Parks I/F Zone 2	20,361
Public Building I/F	33,084
Grand Total	<u><u>\$483,386</u></u>

Summary of Impact Fees	2012 Actual
School	\$102,028
Roads	325,666
Parks	22,608
Public Building	33,084
Grand Total	<u>\$483,386</u>

**IMPACT FEE EXPENDITURES
BY BENEFIT ZONE**

**Board of County Commissioners
Impact Fees Expenditures
Road Program Zone 1**

Project Name:

**2012
Expenditures**

Northlake Blvd & Military Tr Intersection	\$14,649
PGA Blvd & Military Trail Intersection	1,052
Old Dixie Hwy/Park Ave-Northlake	72,278
Congress Ave/Northlake To Alt.A1A	26,867
Alt A1A/T Penna Dr to Indntwn	645
Jog Rd/Hood Rd to Donald Ross	169,052
Alt A1A/F Small Rd-Toney Penna	14,736
Silver Bch Rd/E of Con-Old Dix	8,854
Toney Penna Dr & Old Dixie Hwy	72,767
Central Blvd/Indiantown Rd to Longshore	1,525,512
Blue Heron & Congress Intersect - FDOT	1,421,731
RCA Blvd & SR811(Alt A1A) Intersection	52,717
Park Ave West & Congress Ave Intersection	436,671
Jog Rd/Florida's Turnpike to Northlake Blvd	655,865
Grand Total	\$4,473,396

**Board of County Commissioners
Impact Fees Expenditures
Road Program Zone 2**

Project Name:

**2012
Expenditures**

Belvedere Rd/E of Jog to Military	\$147,907
Haverhill Rd/Okeechobee to Community	6,508
45th St & Congress Ave Intersection	13,606
Okee Blvd & Tamarind Ave	917,092
Haverhill Rd - 45th St./Beeline Hwy.	2,142
Roebuck Rd & Haverhill Rd Intersection	29,312
Community Dr/Military To Village Blvd.	68,949
Military Tr & Forest Hill Blvd Intersection	3,949
10th Ave N & Military Trail Intersection	12,647
45th/Jog Rd to Haverhill	1,878,720
10th Ave N & Boutwell Rd Intersection	7,856
Haverhill Rd & Dyer Blvd	838,995
Australian Ave/Banyan Ave to 45th St	97,246
Lyons Rd/S of LWDD L-11 Canal to N of LWDD	47,622
Grand Total	\$4,072,551

**Board of County Commissioners
Impact Fees Expenditures
Road Program Zone 3**

<u>Project Name:</u>	2012 Expenditures
Northlake BL/Sem Pratt-Coconut	\$11,102
Okeechobee-W of SR7/E of Jog	552,479
Okeechobee-E of Jog/E of Tpike	121,143
Jog Rd/S. Of 45th St To N Of 45th St	1,243,213
Seminole Pratt - Northlake/Beeline	19,132
Persimmon-E End Connect/Okeechobee	28,442
Jog Rd - Roebuck Rd/45th St	36,642
Seminole Pratt-Okeechobee/Sycamore	1,235,508
Seminole PW - SR 80/Okeechobee	170,933
Seminole PW - Sycamore/Orange	752,394
Acreage Access Road - Persimmon Blvd to 6	101,171
Seminole PW - Orange/Northlake	39,229
Seminole Pratt/Sycamore Dr. to N of Sycamore	23,292
SR 7/S of LW Rd - No of Southern	1,031,831
Grand Total	\$5,366,511

**Board of County Commissioners
Impact Fees Expenditures
Road Program Zone 4**

<u>Project Name:</u>	2012 Expenditures
Congress/Lantana To Melaleuca	\$3,178,050
Lantana Rd/High Ridge Rd to Redding R	6,410
Haverhill Rd/S Of LWDD-14 Canal To Lake Wo	480,908
Woolbright Rd/Corporate Dr-Seacrest Blvd	339,981
Hypoluxo Rd/W of Lyons Rd To W of Hagen Ranch Rd	451
Lawrence Rd 300' to 200'N of L-17 Canal	6,065
Congress - Hypoluxo - Lantana	77,870
Hypoluxo Rd/High Ridge To Seacrest Blvd	334,895
Hypoluxo Rd/Jog Rd to Military	278,937
Lyons Road/Lantana Road To Lake Worth Rd	303,064
Haverhill Rd/Lantana Rd To L-14 Canal	59,957
Grand Total	\$5,066,588

**Board of County Commissioners
Impact Fees Expenditures
Road Program Zone 5**

Project Name:

**Lyons Rd and Kimberly Blvd Intersection
Clint Moore Rd/Jog Rd To Military Trail
Lyons Rd/W Atlantic to S of Boynton
Lyons Rd - Glades Rd/Yamato Rd
Glades Rd & Florida Turnpike
Palmetto Pk Rd/W of Pwrlne-195
Grand Total**

2012 Expenditures	
	\$2,468
	395
	2,904,864
	60,774
	359
	126,425
	\$3,095,285

Board of County Commissioners
Impact Fees Expenditures
Law Enforcement

Project Name:

2012
Expenditures

Grand Total

\$0

**Board of County Commissioners
Impact Fees Expenditures
Fire Rescue**

Project Name:

**2012
Expenditures**

Grand Total

	\$0
--	------------

**Board of County Commissioners
Impact Fees Expenditures
Parks & Recreation Zone 1**

<u>Project Name:</u>	2012 Expenditures
Riverbend/Reese Grove Pk Ph 3	\$4,449
Jupiter Farms Park Improvement	29,248
Dubois Park Expansion FY2010	120,844
Riverbend/Reese Grove Pk Ph II	10,885
Dubois Park Riverwalk Improv.	31,721
Carlin Park Improvements	6,302
Loggerhead Park Improvements FY2008	132,017
Grand Total	\$335,466

**Board of County Commissioners
Impact Fees Expenditures
Parks & Recreation Zone 2**

Project Name:

**Jim Brandon Equestrian Center
Okecheelee South Park Dev Phase III
Grand Total**

2012 Expenditures	
	\$8,897
	40,808
	\$49,705

**Board of County Commissioners
Impact Fees Expenditures
Parks & Recreation Zone 3**

Project Name:

2012

Expenditures

Morikami Pk Entrance Improv.	\$945
Morikami Museum & Gardens Improv.	103,471
South County Regional Park Phase III 2008	496,394
Loggers Run Park Phase III	5,608
South County Regional Phase II	109,339
Grand Total	\$715,757

Board of County Commissioners
Impact Fees Expenditures
Public Building

<u>Project Name:</u>	2012 Expenditures	
Jail Expansion Project	\$106,776	
Grand Total	<table border="1"><tr><td>\$106,776</td></tr></table>	\$106,776
\$106,776		

**Board of County Commissioners
Impact Fees Expenditures
Library**

Project Name:

Acreage Branch

Grand Total

**2012
Expenditures**

\$3,015,499
\$3,015,499

Board of County Commissioners
Impact Fees Expenditures
School Zone 1

Project Name:

2012 Expenditures	
	\$0
	\$0

Grand Total

Board of County Commissioners
Impact Fees Expenditures
School Zone 2

Project Name:

Grand Total

2012 Expenditures	
	\$0
	\$0

**Board of County Commissioners
Impact Fees Expenditures
School Zone 3**

Project Name:

**2012
Expenditures**

Grand Total

	\$0
	\$0

**Board of County Commissioners
Impact Fees Expenditures
School Zone 4**

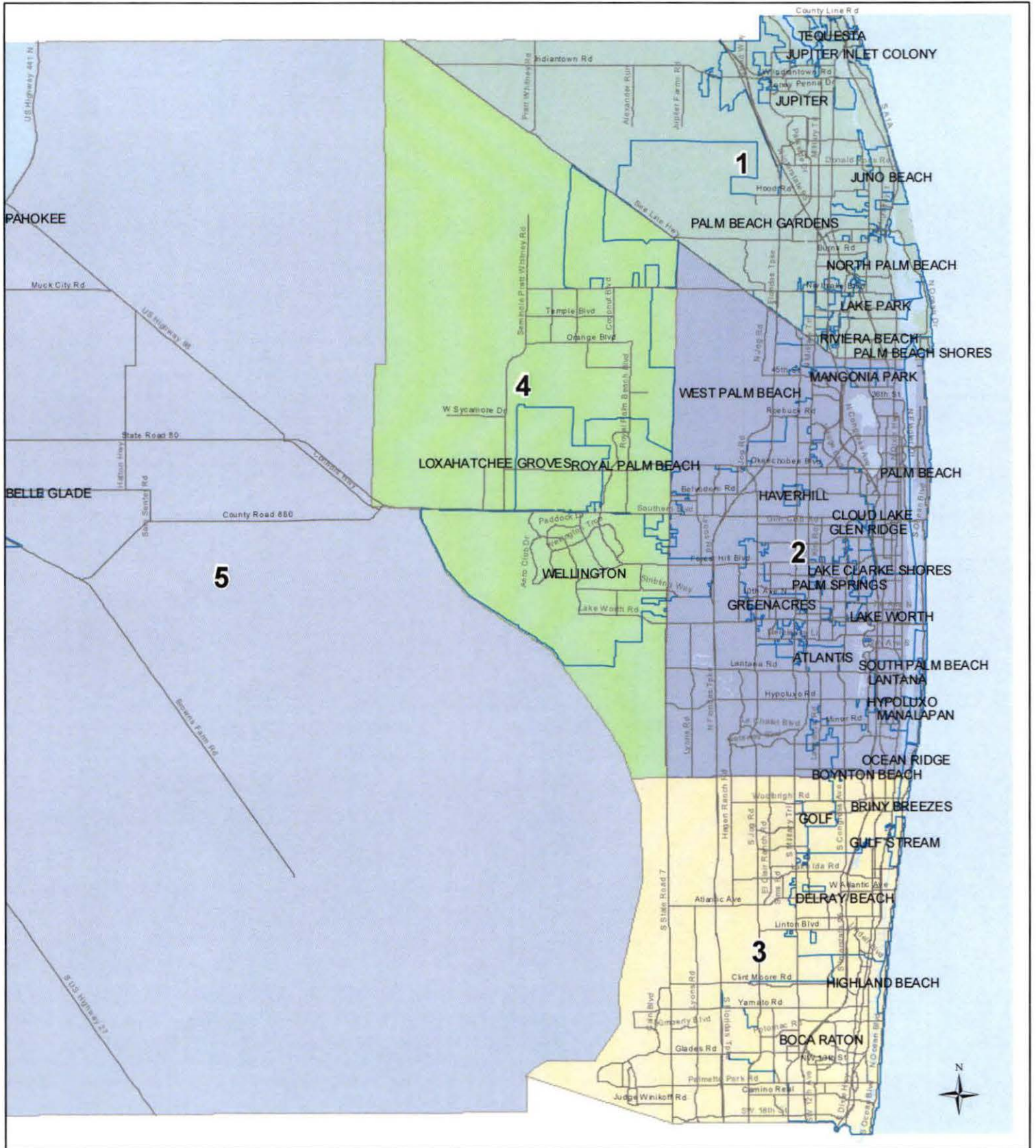
Project Name:

Grand Total

2012 Expenditures	
	\$0
	\$0

IMPACT FEE BENEFIT

ZONE MAPS

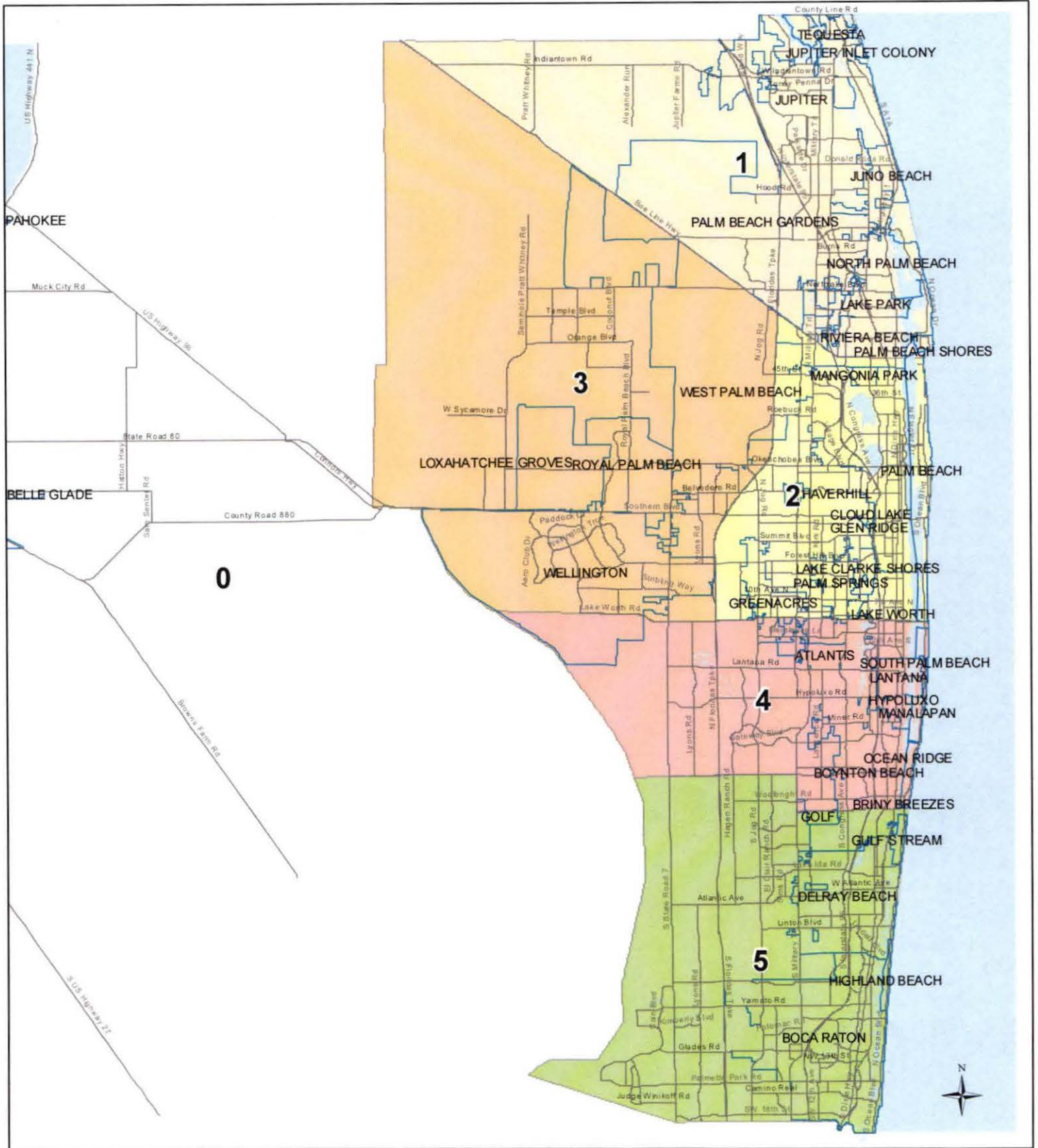


SCHOOL IMPACT FEE ZONES







- Municipal Boundaries
- 1
- 2
- 3
- 4
- 5



Planning, Zoning and Building
Department - GIS
2300 N. Jog Road
West Palm Beach, FL 33411
(561) 233-5000
pbmap@pb.gov
www.pb.gov

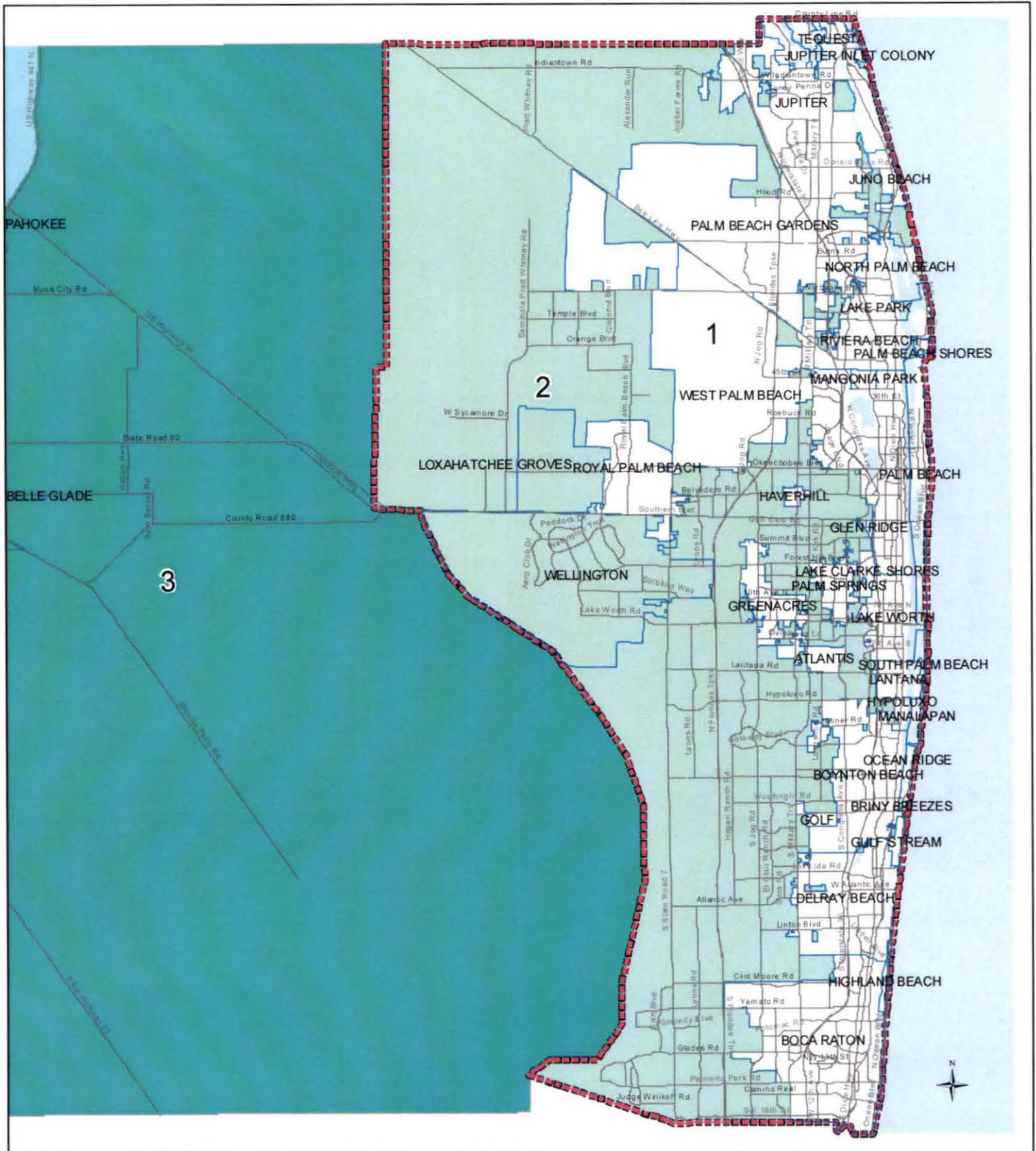


ROAD IMPACT FEE ZONES

-  Municipal Boundaries
-  1
-  2
-  3
-  4
-  5



Planning, Zoning and Building
 Department - GIS
 2300 N. Jog Road
 West Palm Beach, FL 33411
 (561) 233-5000
pxtmap@ptcc.gov
www.ptccgov.com/pzb



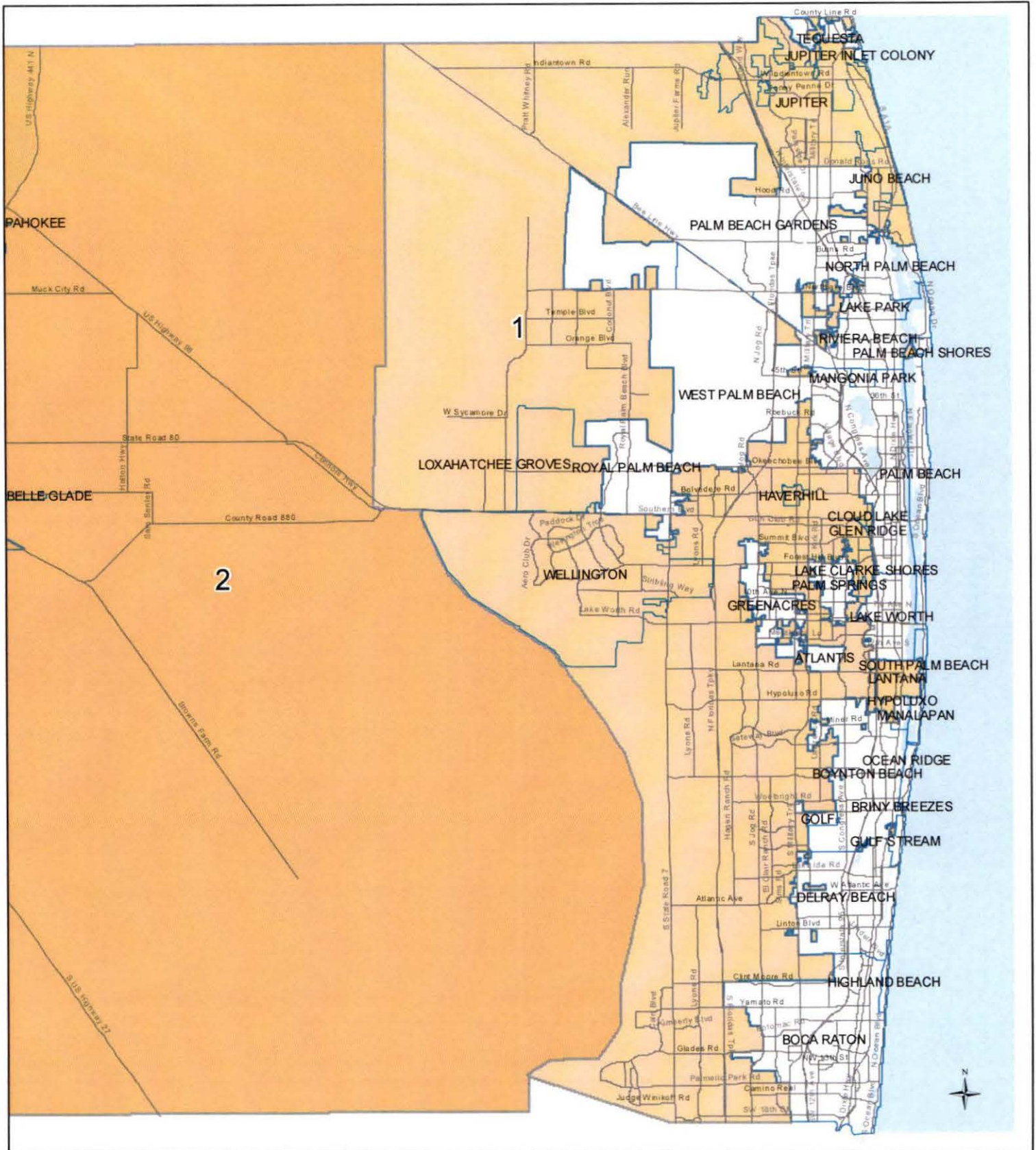
LAW ENFORCEMENT PATROL IMPACT FEE ZONES

Municipal Boundaries
 1
 2
 3




0 2 4 6 Miles

Date: April 4, 2011 Filename: lawenfzonal.mxd(ac)

Planning, Zoning and Building
 Department - GIS
 2300 N. Jog Road
 West Palm Beach, FL 33411
 (561) 233-5000
 pzmap@ptc.gov.org
 www.pbcgov.com/pzb

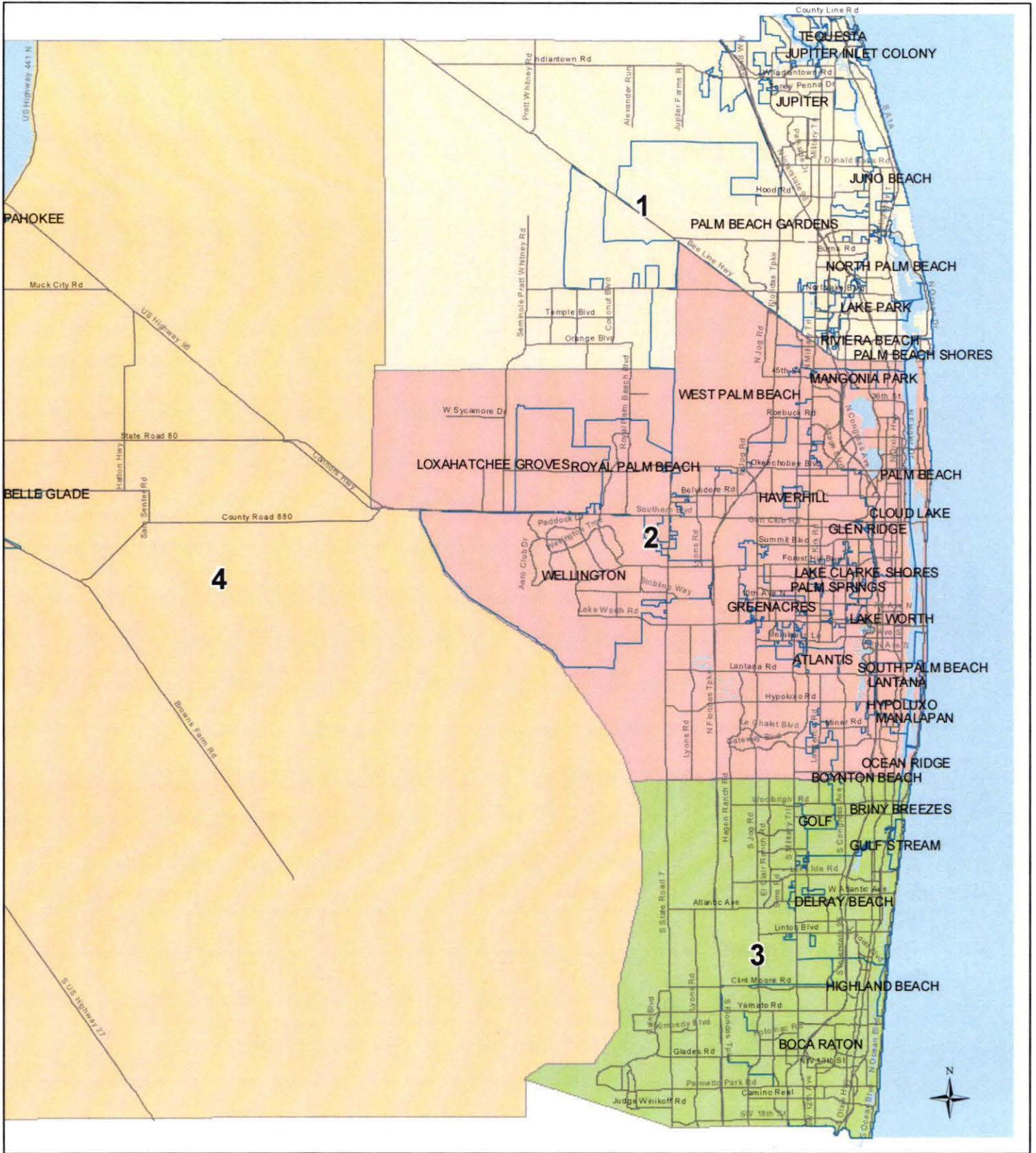


FIRE IMPACT FEE ZONES

-  Municipal Boundaries
-  1
-  2



Planning, Zoning and Building
 Department - GIS
 2300 N. Jog Road
 West Palm Beach, FL 33411
 (561) 233-5000
pbmap@pbcc.gov
www.pbcc.gov/conr/pzb



PARK IMPACT FEE ZONES

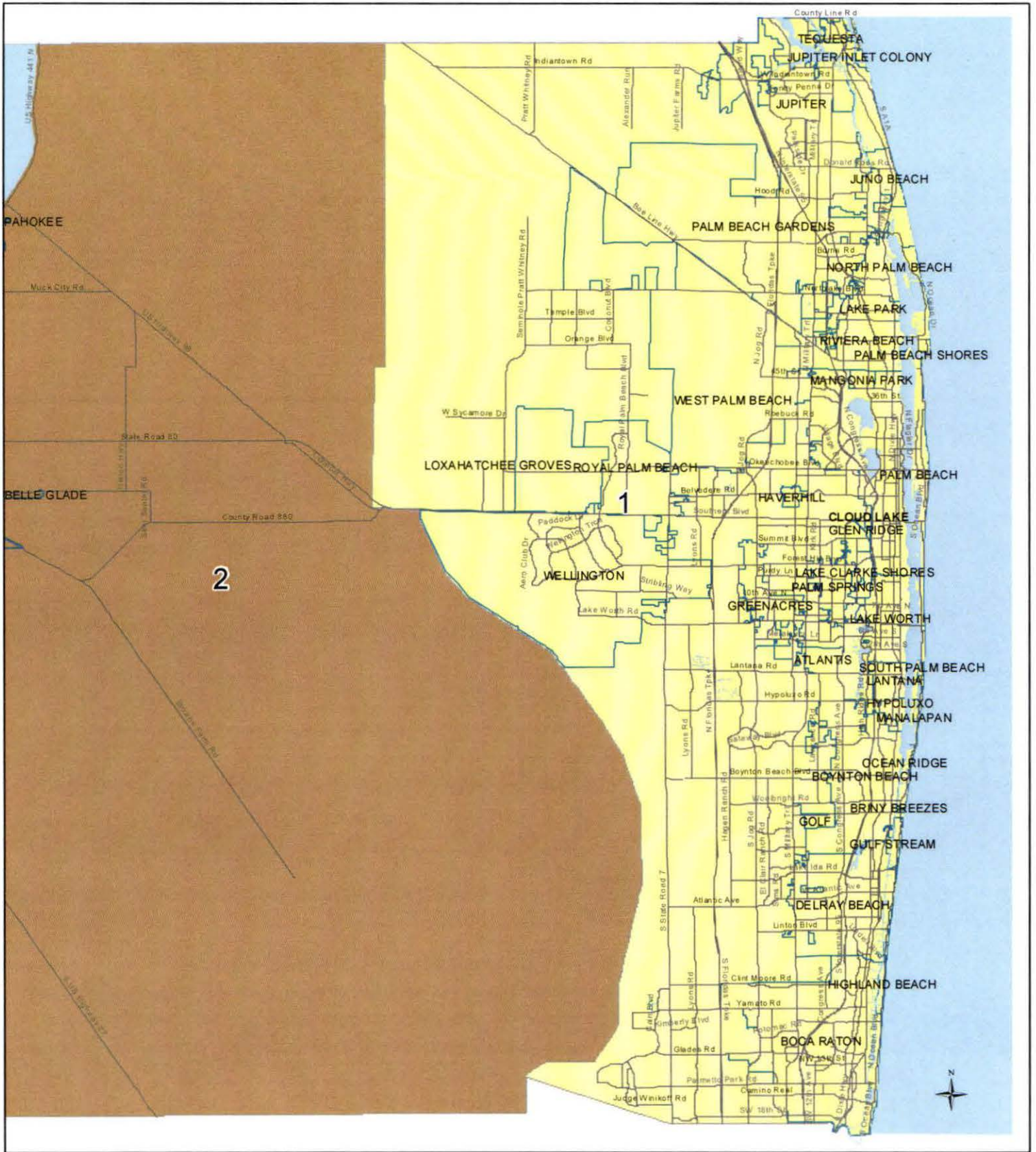
- Municipal Boundaries
- 1
- 3
- 2
- 4




Date: April 4, 2011 File name: parkimpact.mxd (ac)






Planning, Zoning and Building
 Department - GIS
 2300 N. Jog Road
 West Palm Beach, FL 33411
 (561) 233-5000
 pzmap@pbcgov.org
 www.pbcgov.com/pzb




PUBLIC BUILDING IMPACT FEE ZONES

 Municipal Boundaries

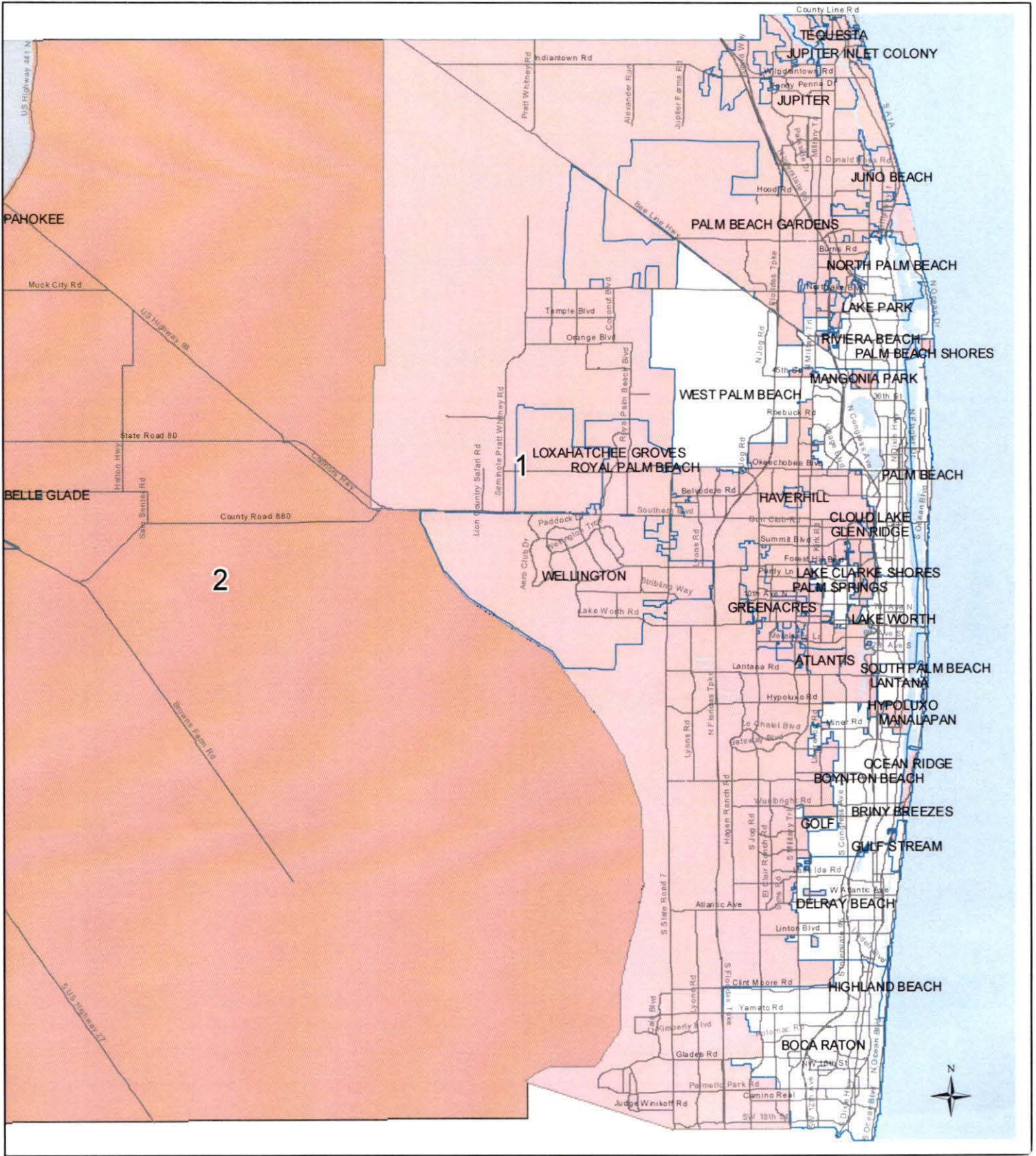
 1
 2

 Miles
 Date: April 4, 2011 File name: bldgizsmal.mxd (ac)






**Planning, Zoning and Building
Department - GIS**

2300 N. Jog Road
West Palm Beach, FL 33411
(561) 233-5000
pzmap@pbcgov.org
www.pbcgov.com/pzb



LIBRARY IMPACT FEE ZONES

-  Municipal Boundaries
-  1
-  2



Date: April 14, 2011 File name: libraryfz.mxd (ac)



Planning, Zoning and Building
 Department - GIS
 2300 N. Jog Road
 West Palm Beach, FL 33411
 (561) 233-5000
 pzmap@pbcgov.org
 www.pbcgov.com/pzb