



ANNUAL REPORT

COMMUNITY BASED AGENCY CONTRACT

Contract Period: 10/01/2022 - 09/30/2023

Executive Summary

Agency Name: For The Children Inc.

Program Name: Youth Empowerment Center (YEC), Summer Youth Internship

Prepared By: Dr. Luz Van Meek

Methods: This evaluation is outcomes-based as we measure if the program objectives have been achieved.

- a. Academic outcomes are gathered directly from schools via report cards, progress reports, standardized testing scores, and high school diplomas.
- b. Post-graduation reports
- c. JJIS face-sheet data from DJJ, as needed
- d. Employment skills are obtained via placement log, final site evaluations, and youth essays.

All information sent to the PBC portal is identified via the participant's school ID. All data (paper, pencil, and digital) is kept at FTC according to standards.

Outcomes:

Program outcomes have three tiers:

1. The YEC maintained daily attendance and developed monthly activities to share program offerings with youth and their families.
2. Our program reports grades, promotions, and graduation rates from October through May.
3. During the summer, the program reports the results of its internship.
4. Year-round, DJJ reports rates of participants' juvenile crime, monitoring reports of school attendance and suspensions, the program reports successes in asset-building skills, as appropriate.

This includes writing resumes, interview performances, and writing application letters, involvement in community service learning projects, and among others.

Conclusion: Ninety-seven percent of the students maintained a C Grade Point Average (GPA) or higher in all core subjects, and ninety-five percent of the participants remained crime-free.

Recommendations: The majority of the parents and youth reported through formal and informal surveys that they would like to see more parents and youth interactive activities that include the whole family units. The agency and its staff will continue to forge more alliances with other service providers so that we can continue to provide various enriched activities.

Report approved and submitted by:

Title of signatory:

Date: 10/11/2023

Annual Report

Introduction:

For The Children Inc. (FTC) has 23 years of experience working and running the after-school program in collaboration with Barton Elementary School, the City of Lake Worth Beach, other agency partners, and grantors. FTC also maintains memberships and affiliations with numerous national organizations to remain current on afterschool research and policies, especially regarding education, social issues, parent engagement, and community involvement, while maintaining a solid bond with the community. FTC provides low-income families with children ages 3-19 with a variety of services. The Kids Zone serves kids ages 3-5 and offers after-school programming for children in Pre-K to 2nd grades; the Youth Zone operates at Barton Elementary and offers the 21st Century Community Learning Center that provides 100 children in grades 2nd-5th with free year-round academic support, family support services as well as fee for services. The Teen Zone comprises the Teen Learning Center (TLC) at Lake Worth High Boynton Beach High and the Youth Empowerment Center (YEC) at Howard Park in Lake Worth Beach. The Teen Zone serves approximately 150 plus youth in grades 6-12. The Children Community Wellness (CCW) provides wrap-around services to youth and targets primarily families living in Lake Worth; however, CCW can serve families and youth outside the targeted area. The CCW provides free behavioral health services, including mental health counseling, health education, social skills, and case management. Our staff has a licensed psychologist, clinical social worker, three bilingual therapists, and two case managers who provide individual, family, and group sessions to address the client's specific needs. We promote parental involvement and offer parenting classes in multiple languages to ensure youth have a solid support network.

Scope of Work:

Youth will be provided Academic Support Services, e.g., Homework Assistance, Tutoring, and Standardized Tests (FSA, PERT, SAT). Youth Asset-building activities to include mentoring with Journey Church using sports activities and service learning projects with FAU, Urban League of Palm Beach County, and other agency partners.

Youth receive tutoring/homework assistance, technology training, mentoring support, engage in skill-building workshops, participate in community service and projects, and attend field trips and crime prevention conferences.

Youth will also participate in training and workshops to develop and enhance career development, including financial literacy, leadership, interviewing skills, etc. The YEC continues to meet the needs of its program participants by continuously assessing what works area needs improvement and taking actions to respond to the recommendations received from parents, youth, and staff.

Services:

- Targeted Recruitment of youth (including juvenile probation office, youth court, school personnel, parents/guardians, law enforcement, diversion programs)
- Risk Assessment for each youth by utilizing a Risk Assessment Tool
- Registration and Intake for each youth

- Targeted Recruitment of youth (including juvenile probation office, youth court, school personnel, parents/guardians, law enforcement, diversion programs)
- Risk Assessment for each youth by utilizing a Risk Assessment Tool
- Registration and Intake for each youth
- Transportation Options for YEC program activities - aligned with designated schools and organizational policy
- Mentoring Support
- Teen Center (educational and recreational programming 5 days a week minimum with 10 interest-based programs/pro-social activities per week excluding recreation)
- Life Skills
- Youth/Teen Advisory Council meetings (every other month minimally) to recommend programs, activities, and policy of the YEC
- Financial Literacy
- Tutoring and Scholastic Aptitude Test (SAT) skill building
- Career Exploration/Readiness, Employability Skills Training, and Job Shadowing
- Mentoring Support
- Summer Internship Job Placement
- Life Skills, Financial Literacy, Leadership Skills Training
- Connectivity to Resources.
- Function as Evening Reporting Center for DJJ involved youth, as appropriate
- College Readiness & Tours
- Career Exploration/Readiness, Employability Skills Training, and Job Placement Assistance
- Community Service Projects incorporating Reflective Learning
- Connectivity to Resources
- Collaborative Partnerships (leadership participation in a minimum of 10 County/Youth Services Department and/or School District collaborative meetings and/or events throughout the year)

Demographics:

For The Children Inc. provides families with children ages 3-19 with holistic program offerings that target the whole child and the family units. Many of our students experience numerous challenges that result in unfavorable graduation rates, involvement in gang-related activities, and other young people issues. These students deal with complex stressors such as economic hardship, food insecurity, mental health concerns, and academic, behavioral, and trauma-impacted educational challenges. Let us remember the English Language Learners who lack language proficiency and struggle to acculturate to their new environment. These issues significantly decrease academic performance, evidenced by lower grades, increased course failure rates, and credit deficiency. To add insult to injury, the concordant scores used to meet graduation assessment requirements have increased for the Scholastic Aptitude Test (SAT), and students can no longer use a passing score from the Postsecondary Education Readiness Test (PERT) in place of the Algebra EOC. The Youth Empower Center (YEC) receives funding from The Palm Beach County Youth Services Department to serve as a productive measure to help mitigate these issues. The YEC serves annually 90 plus youth in grades 6-12 within the City of Lake Worth Beach and surrounding towns and cities; the YEC opens year-round and provides homework help, tutoring, youth asset-building activities, career exploration through a paid internship during the summer months, and wraparound services to include behavioral and mental health services and linkage to other services.

Demographics: 58 children ages 11-13 (53.74%) and 33 teens ages 14-18 (36.26%), females 48 or (52.75%) and 43 males or 47.25%. This program was particularly popular with older children who wanted to socialize during the summer and have field trips their families could not afford, in addition to attending the culinary classes all of them enjoyed so much. Most of our participants reside in Lake Worth Beach; the others are in Lantana, Green Acres, West Palm Beach, and Boynton Beach. All these families meet the criteria for the children to participate in the school-free and reduced-price lunch program, with most of these families living below the poverty level according to Federal guidelines.

Gender	(#)	(%)
Female	48	53%
Male	43	47%
FTM		0%
MTF		0%
Other		0%
Non-binary		0%
Not Applicable		0%
Unknown		0%
Age	(#)	(%)
0-4		0%
5-10		0%
11-13	58	64%
14-18	33	36%
19-22		0%
>22		0%

Unknown		0%
Not Applicable		0%
Race	(#)	(%)
Asian/Pacific Islander		0%
Black or African American	76	84%
Hispanic or Latino/a	8	9%
Native American or American Indian	1	1%
White	1	1%
Other	1	1%
Multiracial	3	3%
Not Applicable		0%
Unknown	1	1%
Family Type	(#)	(%)
Two Parent Household	39	43%
Single Parent Female Head of Household	46	51%
Single Parent Male Head of Household	2	2%
Grandparents	2	2%
Other	2	2%
Unknown		0%
Not Applicable		0%
Household Income	(#)	(%)
\$0.00	5	5%
<\$19,999	31	34%
\$20-29,999	29	32%
\$30-39,999	11	12%
\$40-49,999	5	5%
\$50-59,999	5	5%
>\$60,000	3	3%
Unknown	2	2%
Not Applicable		0%

Methodology:

Methodology: All information sent to the PBC portal is identified via the participant's school ID. All data (paper, pencil, and digital) is kept at FTC according to standards. Most operations are descriptive with minimal manipulation.

Outputs/formative evaluation

All this information is aggregated and calculated by the PBC system.

Demographic information is collected directly from families. Students or the schools provide student ID information. The data is transferred directly to the County portal from paper and pencil forms. It includes personal information, age, gender, family type, income, sex, and zip code.

Attendance is collected monthly on the Child Pilot system and transferred to the County Portal. Attendance corroborates contractual compliance.

Annually, aggregate data is collected from DJJ, and participants' internships, school promotions, and graduations are input into the county portal annually. Employability may be submitted as needed.

Outcomes/descriptive evaluation:

Students' performance and GPA changes are reported to the county annually.

The program collects qualitative information, such as surveys and forums, to formulate internal strategies to improve the program. It may be shared with the county as a commentary.

Outcomes:

Target: of program participants served will demonstrate improvement in student academics

Actual for the grant year: 91 of 91 (%) **achieved outcome, as evidence by Student Progress Reports and Report Cards will be collected to access Improvement in student academics.**

Target: of program participants served will advance to next grade level or attain high school graduation

Actual for the grant year: 83 of 83 (%) **achieved outcome, as evidence by Copies of Student Progress Reports, Report Cards, standardized testing scores and high school Diploma's will be collected to access academic progress.**

Target: of program participants served will attain post-graduate success (college/vocational enrollment, employment, industry certification, military enlistment)

Actual for the grant year: 1 of 40 (%) **achieved outcome, as evidence by Copies of documentation supporting college enrollment. Industry certification, employment, military enlistment will be collected.**

Target: of program participants served will remain or become crime free

Actual for the grant year: 91 of 91 (%) **achieved outcome, as evidence by JJIS face-sheet data from DJJ**

Target: of program participants served will demonstrate increase in employability skills

Actual for the grant year: 12 of 48 (%) **achieved outcome, as evidence by Pre and Post Survey**

Target: of program participants served will obtain employment/internship experience.

Actual for the grant year: 10 of 48 (%) **achieved outcome, as evidence by Placement log, final site evaluations and youth essays.**

Links:

[Gangawareness_Bahia_Ivanique.jpg](#)

[HFHK 's family going Banana.jpg](#)

[trunk or treat- final draft.png](#)

[HFHK Trip to Flanmingo Claystudio-Down Town Lake Worth BeachIMG-8907.jpg](#)

[Peer Mentor with Kids Zone.jpeg](#)

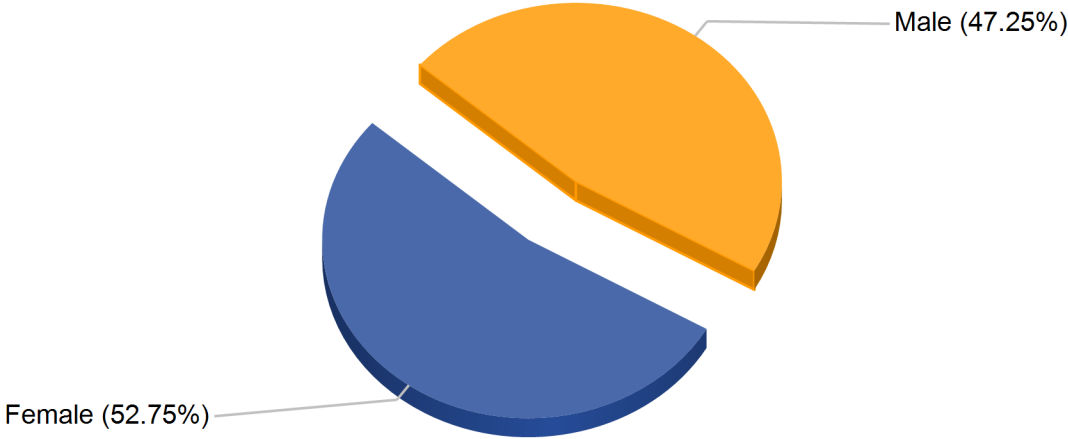
[Student Caterer_Youth Empowerment Center.jpg](#)

Charts:

Total population served: **91**

Program Demographics

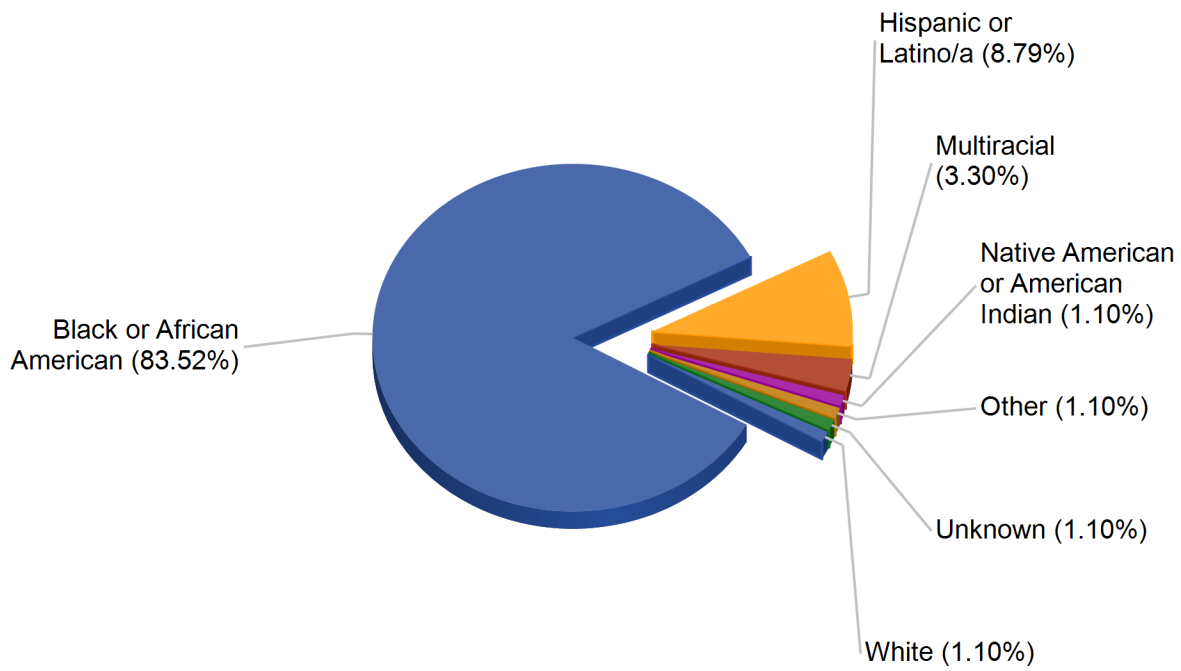
Gender



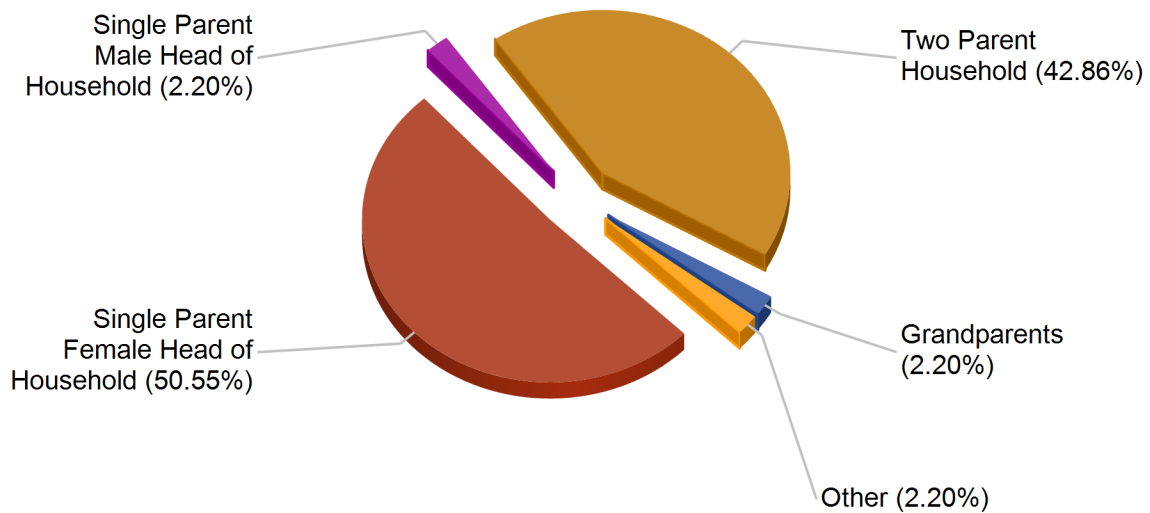
Age



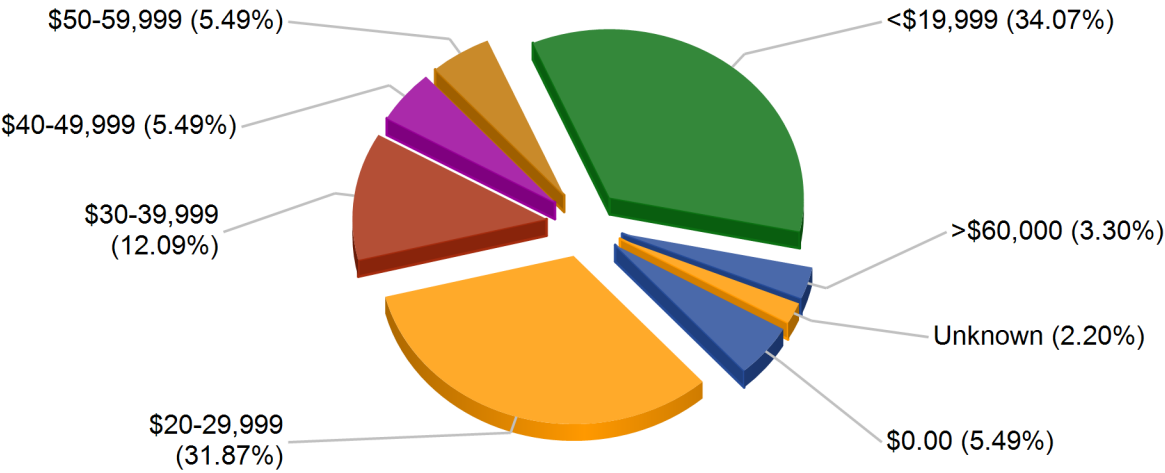
Race



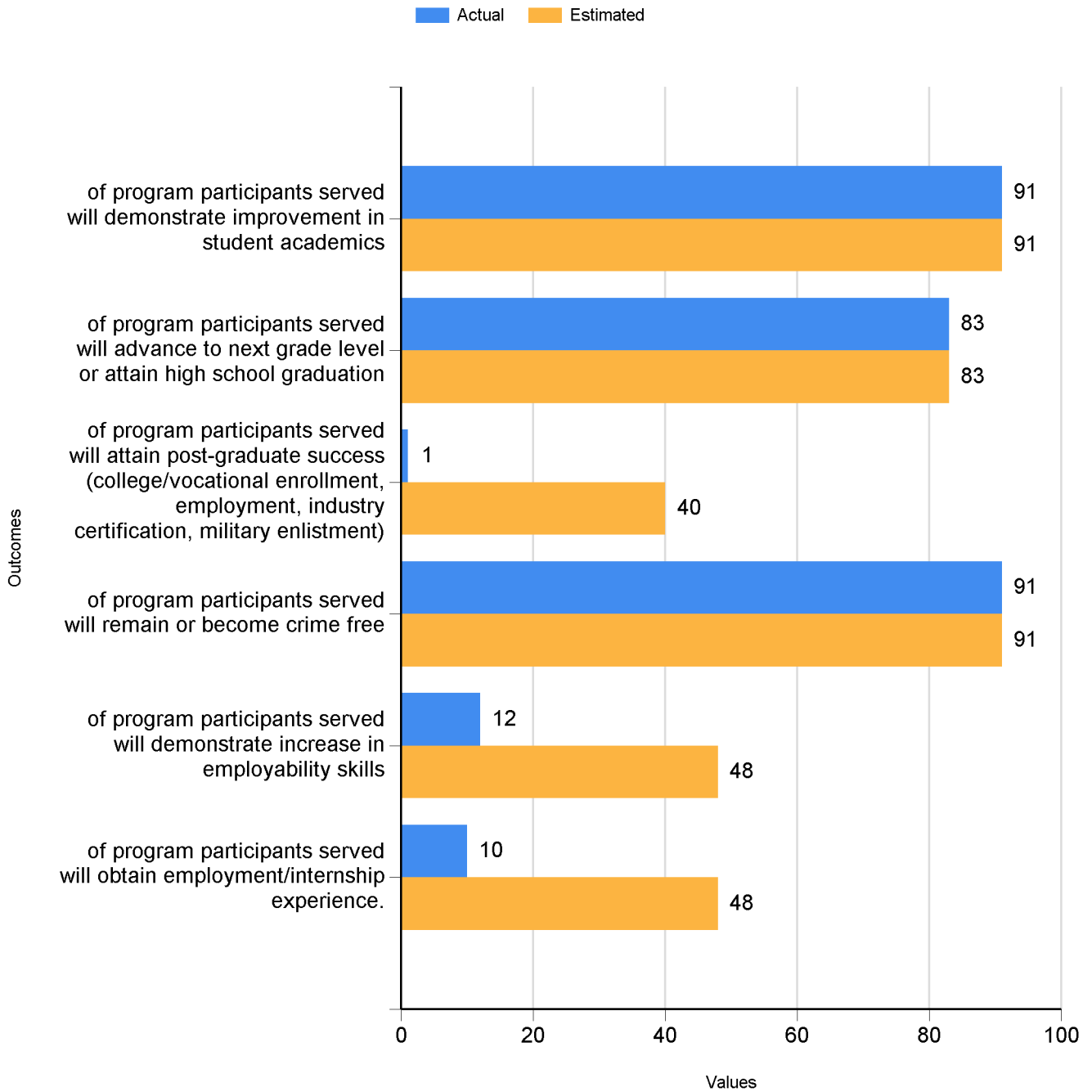
Family Type



Household Income



Program Outcomes



Conclusions:

The program was contracted to serve 90 middle and high school youth. We enrolled and served 97 youth and 91 was selected for the outcomes as measures by a minimum attendance of 2 hours or more of service for any given month. The YEC uses a preventive and early intervention approach by offering a holistic framework for well-being. So, it not only addresses academic needs. The YEC provides nutrition and fitness with an integration of mental health practices such as mindfulness to decrease stress. The program is also unique in that, over three periods, relationships are solidified as parents and children received simultaneous information to reinforce learning and practice. In the summer, when adolescents are taken in, they receive the same instruction offered to parents and in this way, they are prepared when they become heads of their own households.